

## What's in This Section

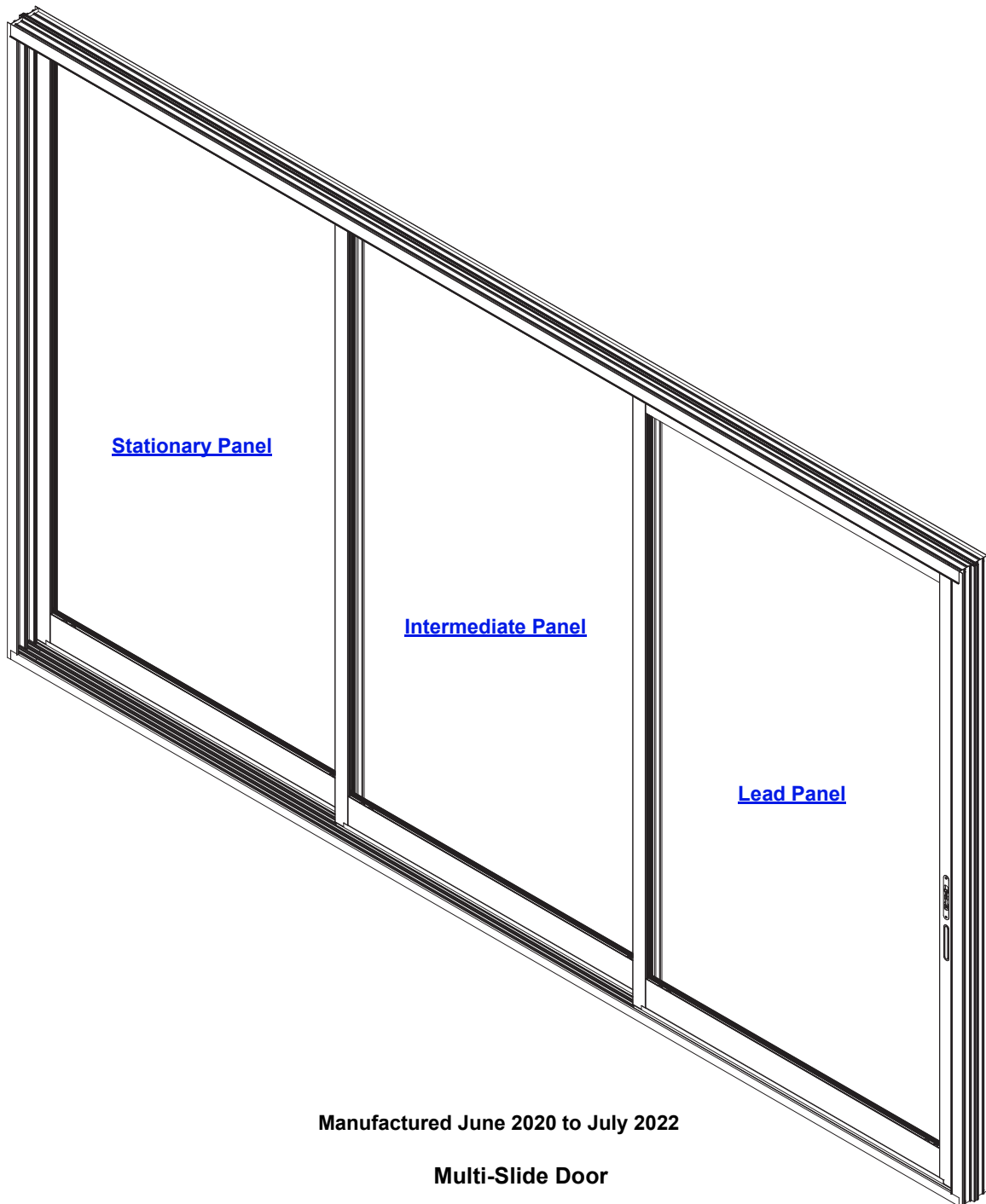
<b>Multi-Panel</b>	<b>Page 3</b>
<b>Parts Illustration</b>	<b>3</b>
Colors - Exterior/Interior	4
<b>Unit Sizes</b>	<b>5</b>
Unit Size Table	5
Unit Configurations	6
<b>Panels</b>	<b>7</b>
Panel Size Table	7
Panel Exploded View - Stationary	8
Panel Exploded View - Lead	9
Panel Exploded View - Intermediate	10
Panel Exploded View - Pocket	11
Panels	12
Panel Parts - Operating	14
<b>Shared Panel Parts</b>	<b>16</b>
Panel Parts - Lineal Lengths	16
Panel Parts - Hardware	17
Panel Parts - Weatherstrip	18
<b>Hardware</b>	<b>19</b>
Trim Set Hardware	19
Lock Parts	20
Fasteners	21
<b>Frames</b>	<b>22</b>
Frame Graphic - 3 Panel / Stacking	22
Frame Graphic - 3 Panel / Pocketing	24
Frame Hardware	26
Frame Parts	27
Frame Parts - Lineal Lengths	28
Frame Parts - Weatherstrip	28
<b>Installation Components</b>	<b>30</b>
Installation Material	30



Multi-Panel

Parts Illustration

Parts Illustration



Manufactured June 2020 to July 2022

Multi-Slide Door

## Parts Illustration

### Colors - Exterior/Interior

**Note:**

**Additional colors** available. Contact Heritage for more information.

#### PAINTED



White



Bronze



Tan



Black

#### ANODIZED



Clear



Dark Bronze

## Heritage Multi-Slide Doors (June 2020 to July 2022)

Multi-Panel

### Unit Sizes

#### Unit Size Table

**Note:**

See latest [detail](#). Stocked sizes for 9080, 12080 and 15080. Non-stocked sized panels are available by description with unit dimensions.

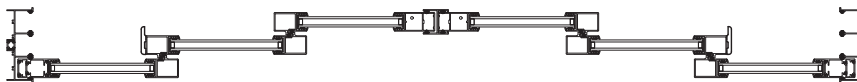
<b>Unit No. New Unit No's.</b>	<b>Stacking Unit</b>	<b>Pocketing Unit</b>
<b>HRTG9080</b>	<b>107 <math>\frac{1}{4}</math> × 95 <math>\frac{3}{8}</math></b>	<b>147 <math>\frac{1}{4}</math> × 95 <math>\frac{3}{8}</math></b>
<b>HRTG12080</b>	<b>143 <math>\frac{1}{4}</math> × 95 <math>\frac{3}{8}</math></b>	<b>196 <math>\frac{1}{2}</math> × 95 <math>\frac{3}{8}</math></b>
<b>HRTG15080</b>	<b>179 <math>\frac{1}{4}</math> × 95 <math>\frac{3}{8}</math></b>	<b>243 <math>\frac{1}{2}</math> × 95 <math>\frac{3}{8}</math></b>

## Unit Sizes

### Unit Configurations

#### Unit Configurations


**S2L-2RS**



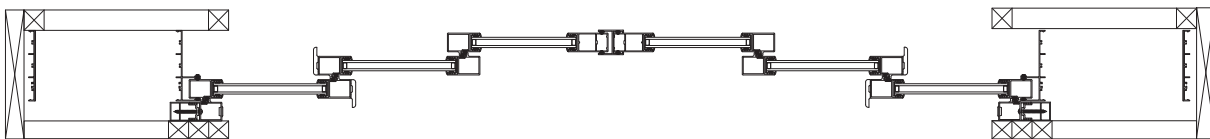
**S2L**



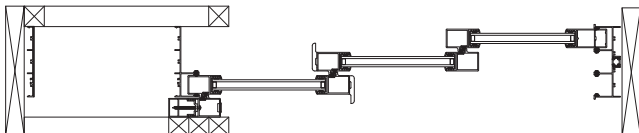
**2RS**



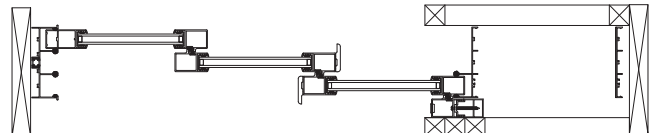
**3L-3R**



**3L**



**3R**



## Heritage Multi-Slide Doors (June 2020 to July 2022)

Multi-Panel

### Panels

#### Panel Size Table

**Note:**

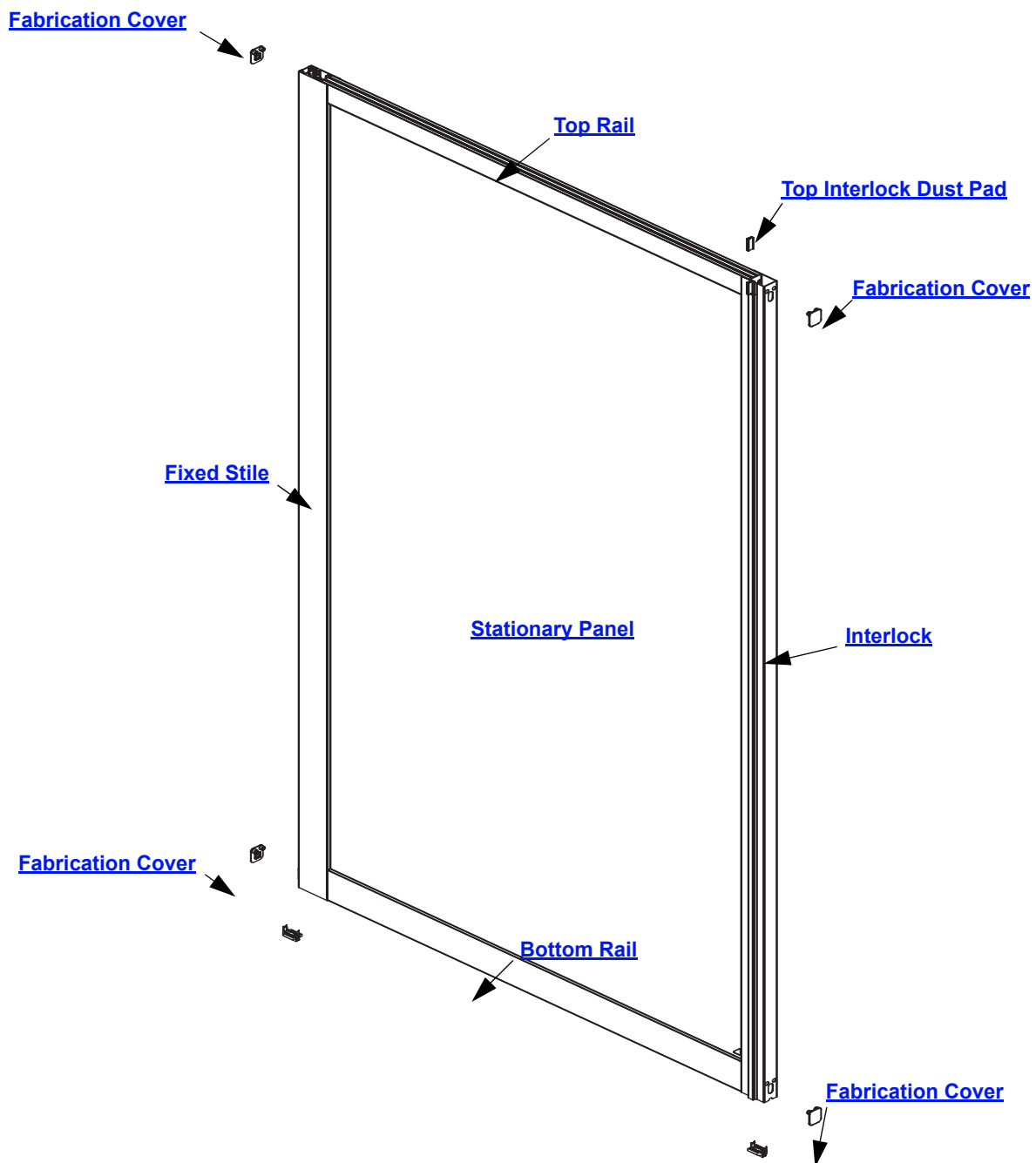
See additional [detail](#). Stocked sizes for 9080, 12080 and 15080. Non-stocked sized panels are available by description with unit dimensions.

Unit No.	Panel Size
HRTG9080	36 <sup>7</sup> / <sub>8</sub> × 95 <sup>3</sup> / <sub>8</sub>
HRTG12080	48 <sup>7</sup> / <sub>8</sub> × 95 <sup>3</sup> / <sub>8</sub>
HRTG15080	60 <sup>7</sup> / <sub>8</sub> × 95 <sup>3</sup> / <sub>8</sub>

## Panels

### Panel Exploded View - Stationary

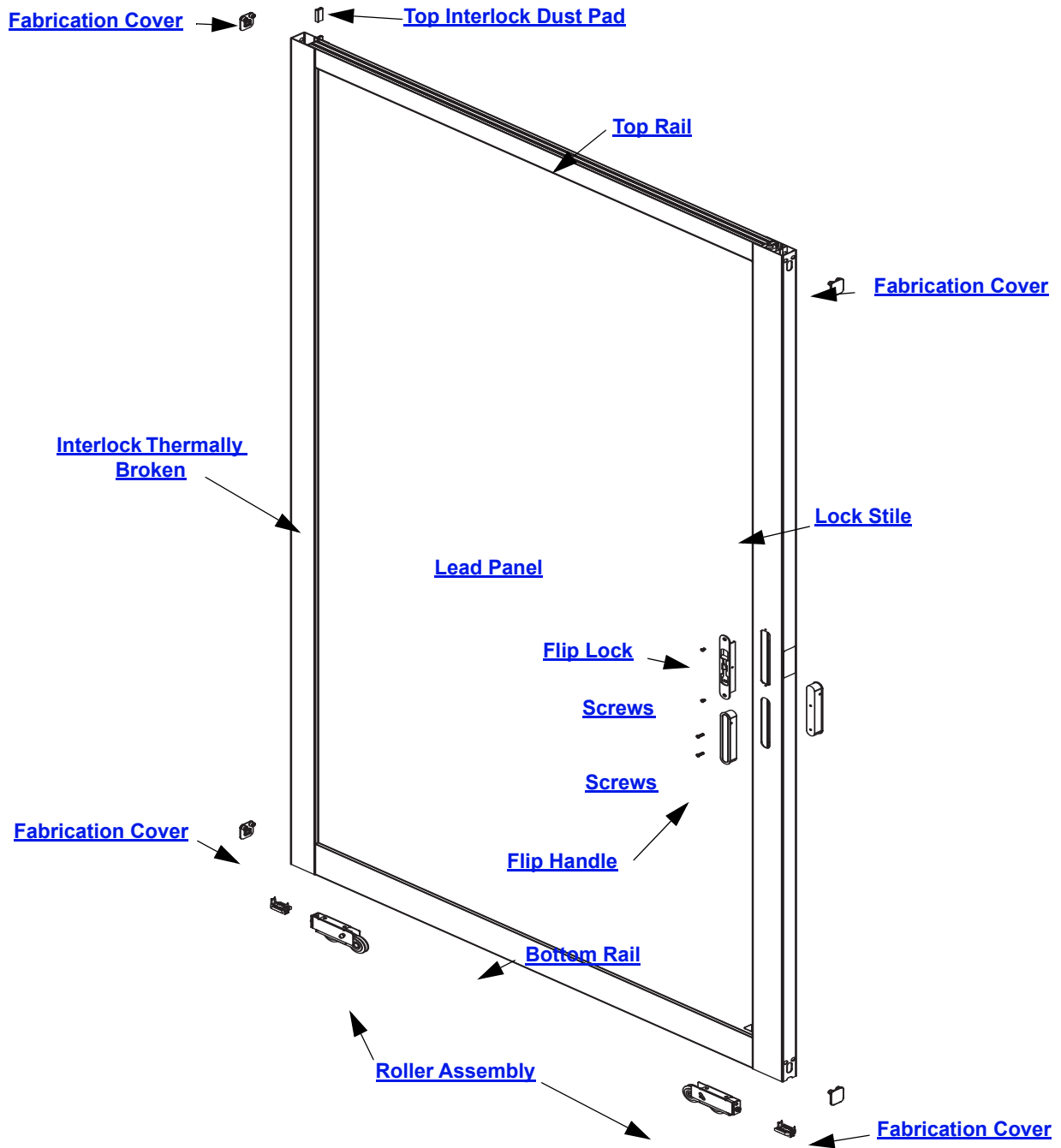
Note:



Stationary Panel

## Panel Exploded View - Lead

Note:

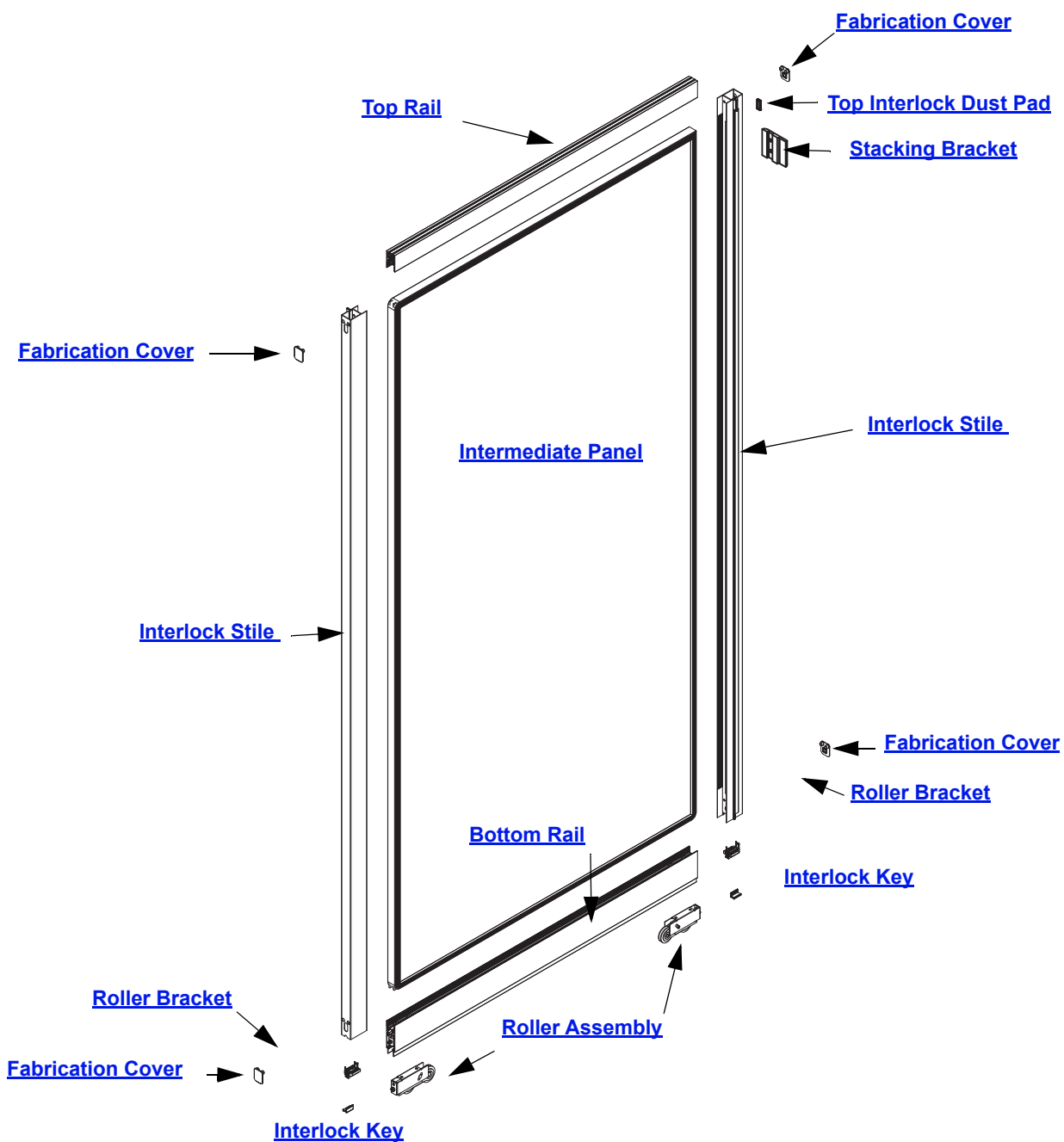


Leading Panel

## Panels

### Panel Exploded View - Intermediate

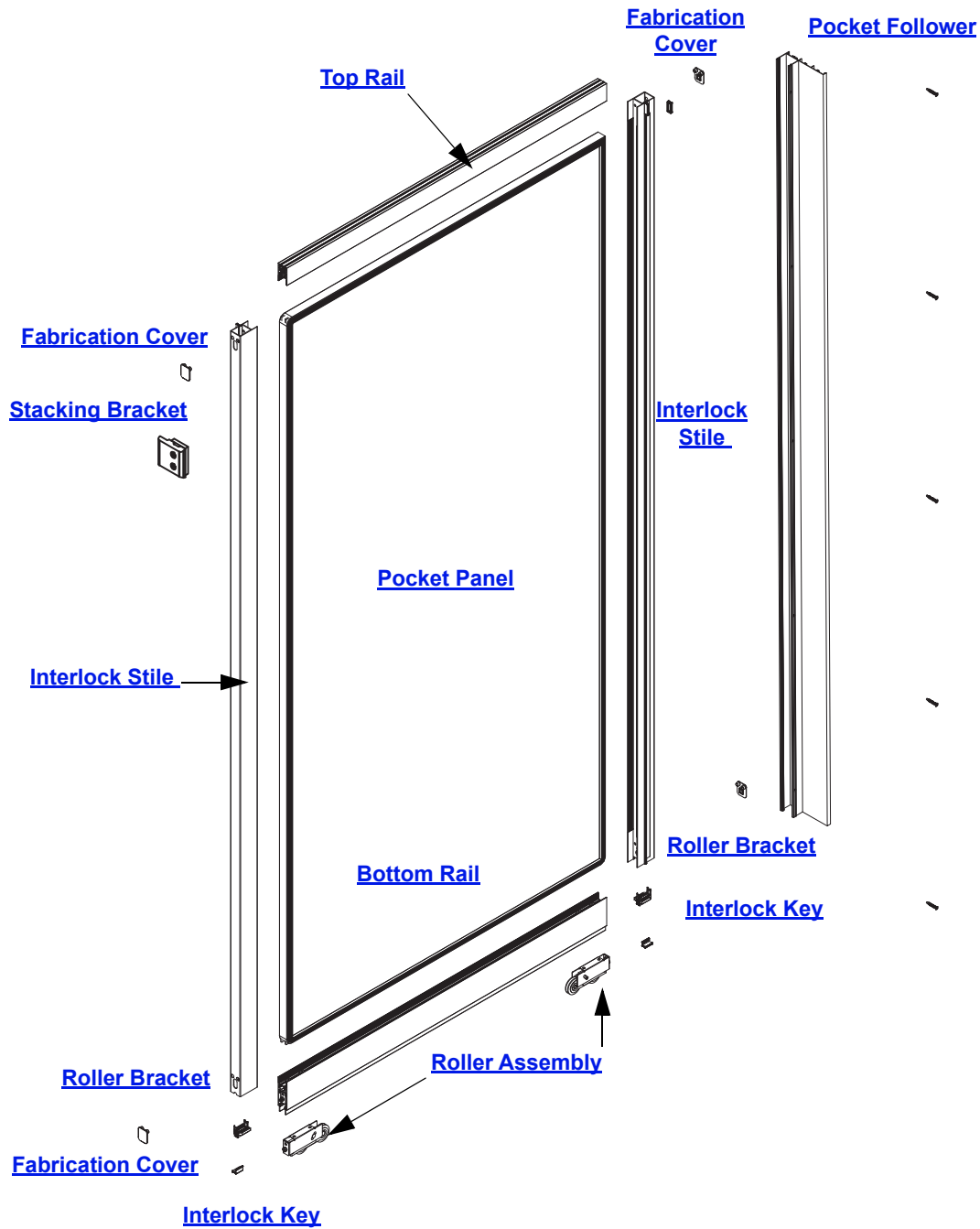
Note:



Intermediate/Center Panel

## Panel Exploded View - Pocket

Note:



Pocket Panel

## Panels

### Panels

#### Panel Profiles

##### Note:

Stock stacking units have two “operating” panels (lead panel and intermediate panel) and one stationary panel.

#### Stacking Unit

##### 2RS

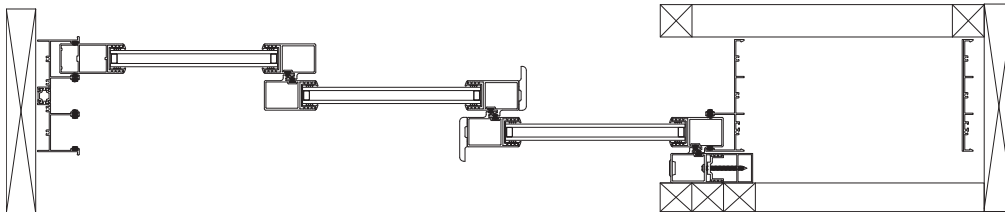


#### Pocketing Unit

##### Note:

Stock pocketing units have three “operating” panels (lead panel, intermediate panel and pocket panel).

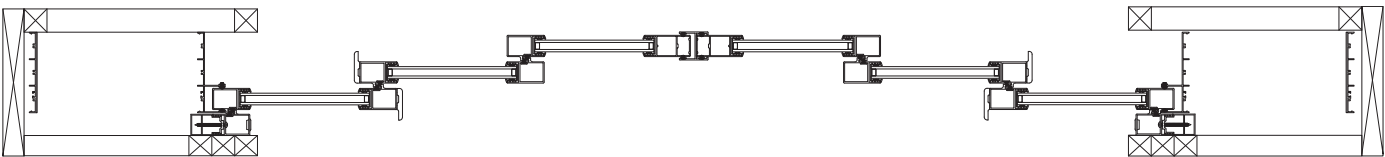
##### 3R



#### Bi-Parting Unit

##### Note:

Illustration shows bi-parting lock stiles.



# Heritage Multi-Slide Doors (June 2020 to July 2022)

Multi-Panel

## Panels

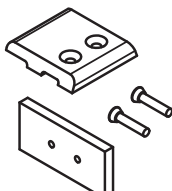
Panel - Stacking Unit / SmartSun™ Tempered						
	Exterior					
	Dark Bronze*					
	Interior					
	Dark Bronze*					
	Lead Panel		Intermediate Panel		Stationary Panel	
Unit No.	LH (2RS)	RH (S2L)	LH (2RS)	RH (S2L)	LH (2RS)	RH (S2L)
HRTG9080	Configured					
HRTG12080						
HRTG15080						

Panel - Pocketing Unit / SmartSun™ Tempered						
	Exterior					
	Dark Bronze*					
	Interior					
	Dark Bronze*					
	Lead Panel		Intermediate Panel		Pocket Panel	
Unit No.	3L	3R	3L	3R	3L	3R
HRTG9080	Configured					
HRTG12080						
HRTG15080						


## Panels

### Panel Parts - Operating

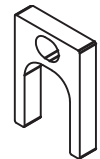
#### Stacking Bracket / Two-Piece with screws

		Order No.
		9184973

#### Fabrication Cover

		Order No.
		9186648

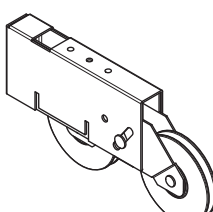
#### Roller Bracket

		Order No.
		?

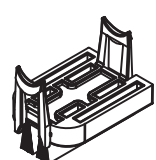
#### Roller

**Note:**

#3 Phillips head clockwise to raise panel, counterclockwise to lower panel. See [Installation Guide 9183985](#).

		Order No.
		192



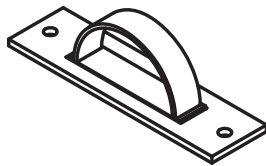
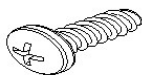
#### Interlock Key Assembly

		Order No.
		9186596

# Heritage Multi-Slide Doors (June 2020 to July 2022)

Multi-Panel

## Panels

Back Lock Key Assembly		
		Order No.
		9186595
Bi-Part Bumper		
		Order No.
		9186679
Edge Pull / Pocket Door		
		Order No.
		9181704
Screw / Edge Pull - Pocket Door		
		Order No.
		9191418

## Shared Panel Parts

### Panel Parts - Lineal Lengths

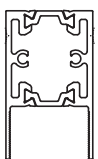
**Note:**

All lineal part numbers shown below are for stocked sized panels. For non-stock units order by description with unit dimensions.

#### Rail - Top

**Note:**

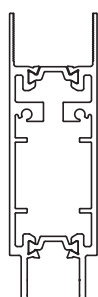
Top rail used on all three panel types (leading, center and stationary).

		Size / Length	Unit	Order No.
		$XX \frac{x}{x} \times XX \frac{x}{x}$	2RS/S2L/3R/3L	Configured
		$XX \frac{x}{x} \times XX \frac{x}{x}$		
		$XX \frac{x}{x} \times XX \frac{x}{x}$ New dimensions		

#### Rail - Bottom

**Note:**

Bottom rail used on all three panel types (leading, center and stationary).

	Lead/Stat	Panel	Size / Length	Unit	Order No.
			$XX \frac{x}{x} \times XX \frac{x}{x}$	2RS/S2L/3R/3L	Configured
			$XX \frac{x}{x} \times XX \frac{x}{x}$		
			$XX \frac{x}{x} \times XX \frac{x}{x}$		
	Center		$XX \frac{x}{x} \times XX \frac{x}{x}$		
			$XX \frac{x}{x} \times XX \frac{x}{x}$		
			$XX \frac{x}{x} \times XX \frac{x}{x}$ New dimensions		

#### Stile - Lock

**Note:**

Includes lock and handle.

		Size / Length	Unit	Order No.
		$XX \frac{x}{x} \times XX \frac{x}{x}$	2RS/3L	Configured
		$XX \frac{x}{x} \times XX \frac{x}{x}$	S2L/3R	

#### Bi-Parting Lock Stile

**Note:**

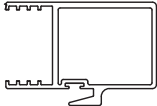
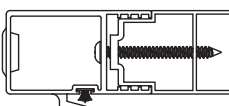
Includes weatherstrip, bumpers and fabrication cover.

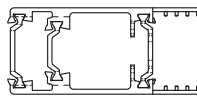
		Order No.
		Configured

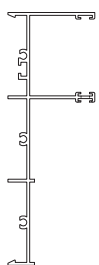
# Heritage Multi-Slide Doors (June 2020 to July 2022)

Multi-Panel

## Shared Panel Parts

Stile - Interlock								
<b>Note:</b> Includes weatherstrip.								
 Interlock		 Pocketing Interlock	Size / Length	Unit	Interlock	Thermally Broken	Pocketing	
			XX $\frac{x}{x}$ x XX $\frac{x}{x}$	2RS/3L	153	1156	LH	RH
			XX $\frac{x}{x}$ x XX $\frac{x}{x}$	S2L/3R			N/A	N/A
			XX $\frac{x}{x}$ x XX $\frac{x}{x}$	3L/3R	N/A	N/A	163ASM	

Stile - Stationary / Thermally Broken				
		Size / Length	Unit	Order No.
		XX $\frac{x}{x}$ x XX $\frac{x}{x}$	2RS/S2L	1155

Pocket Cover				
		Size / Length	Unit	Order No.
		XX $\frac{x}{x}$ x XX $\frac{x}{x}$	3L/3R	172

## Panel Parts - Hardware

Stationary Block		
		Order No.
		9186456


## Shared Panel Parts

### Panel Parts - Weatherstrip

#### Weatherstrip

**Note:**

Used as bottom rail brush for tile sill and low profile sill. Used as dust pad on bottom rail below interlock. Order by the foot.


**Order No.**

384

#### Top Interlock Dust Pad

**Note:**

**Order No.**

9181822

#### Weatherstrip / Interlock and Astragal

**Note:**

**Order No.**

9184567

## Heritage Multi-Slide Doors (June 2020 to July 2022)

Multi-Panel

### Hardware

#### Trim Set Hardware

**Note:**

Trim set assembly not available. Individual components shown below.

#### Handle - Flush Mount

**Note:**


Used on lead panel on exterior and interior. Screws not included.

		Finish	Interior	Exterior
		Black	9189313	9189315
		Brushed Chrome	9182015	9189314

#### Screw - Flush Mount Handle

**Note:**

Each handle uses 2 screws.

	Description	Order No.
	#8-32 x .500" Ultra Low Profile Socket, Type Header	9181758

## Hardware

### Lock Parts

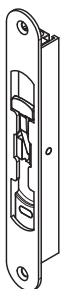
**Note:**

Used with panels and screens.

### Lock - Flush Mount with screws

**Note:**


Used on lead panel on interior. Black used with stocked sized panels.

		Finish	Order No.
		Black	9181754
		Brushed Chrome	9181755

### Screw - Flush Mount Lock

**Note:**

Each handle uses 2 screws.

	Description	Finish	Order No.
	#8-32 x 9.32 PH FLT HD Stainless Steel	Black	9191276
		Stainless	9181756

# Heritage Multi-Slide Doors (June 2020 to July 2022)

Multi-Panel


## Hardware

### Fasteners

#### Screw

##### Note:


Used to secure head strike and lock keeper (sill).

	Description	Finish	Order No.
	#8-18 x 1 1/4" PH FLT HD TEK - BLACK OXIDE	Black Oxide	9182038

#### Screw

##### Note:

Used to secure pocket interlock.

	Description	Finish	Order No.
	#10 x 2" FH TEK BLKOX	Black Oxide	9181792

#### Screw - Installation

	Description		Order No.
			9183989

#### Screw - Frame Assembly

	Description		Order No.
			9181802

#### Screw - Astragal Attachment

	Description		Order No.
			9188924

#### Screw - Tessa Adapter

	Description		Order No.
			9191419

#### Screw - Mounting Block to Interlock

	Description		Order No.
			9188926

#### Screw -Sill Receiver

	Description		Order No.
			9188925

#### Screw - Roller to Bottom Rail

	Description		Order No.
			9186692

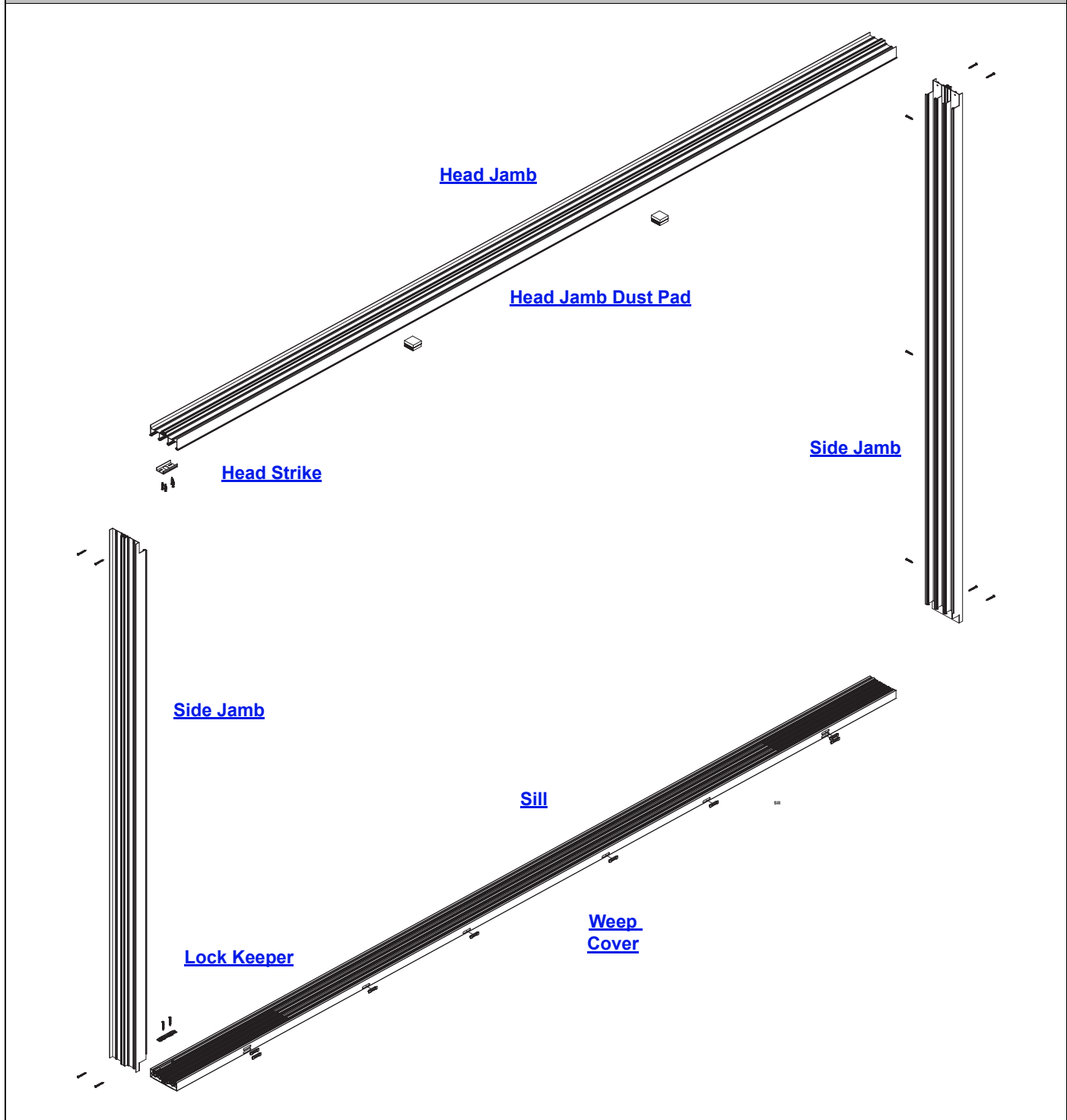
#### Screw - Lock Stile / Flip Lock

	Description		Order No.
			9186691

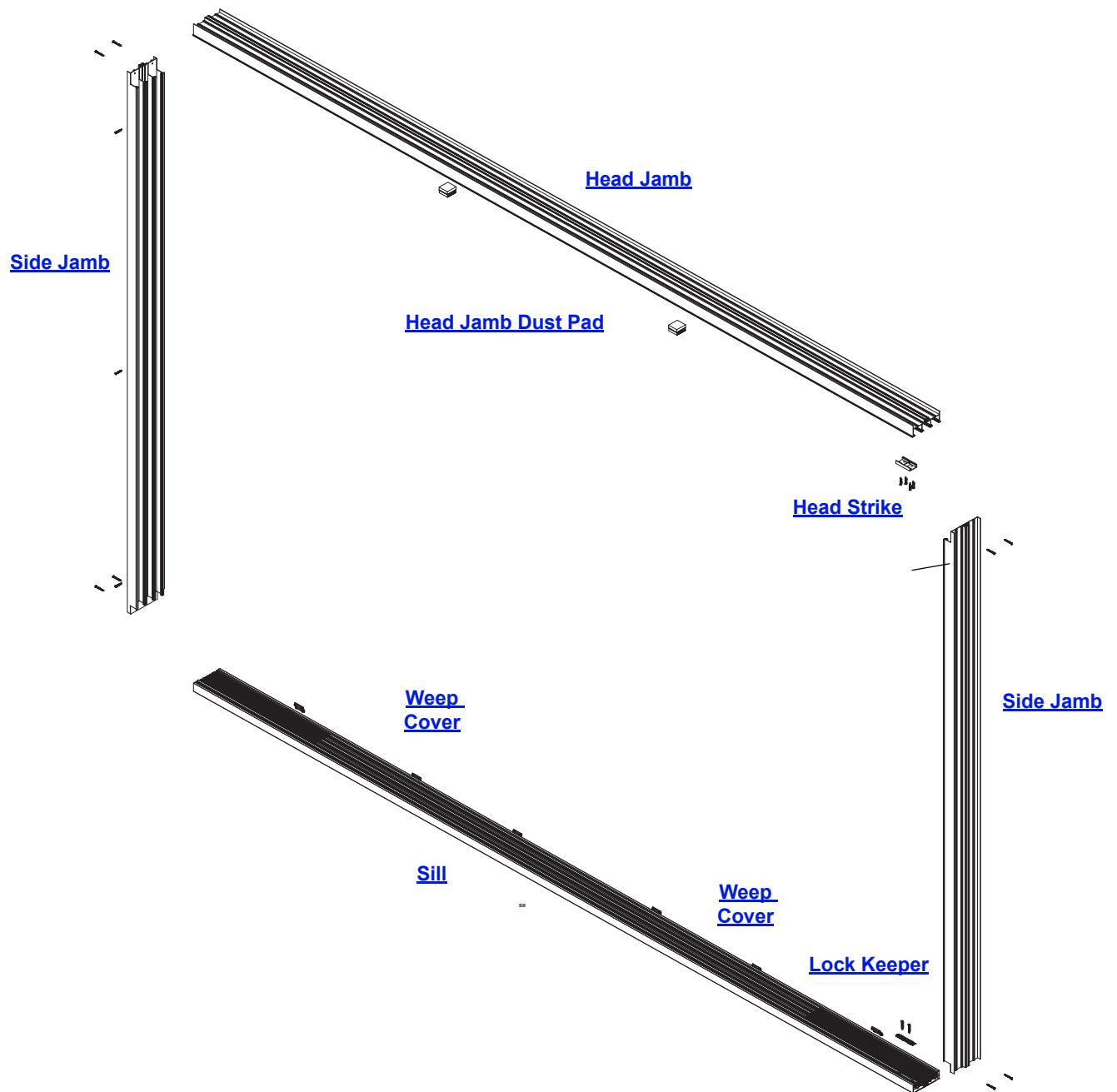
## Frames

### Frame Graphic - 3 Panel / Stacking

#### Frame - 3 Panel / Stacking Jamb-Jamb (Exterior View)



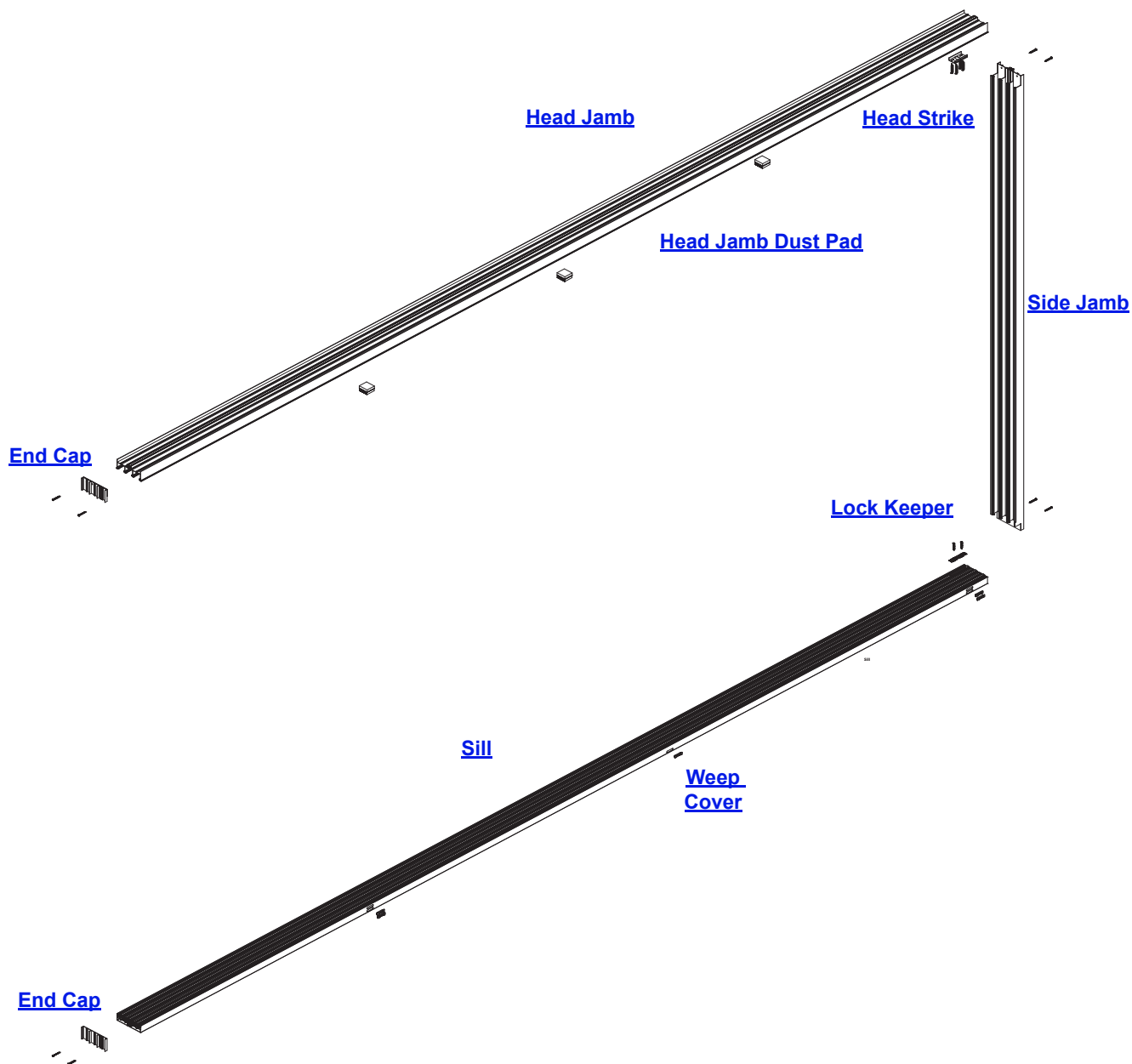
### Frame - 3 Panel / Stacking Jamb-Jamb (Interior View)



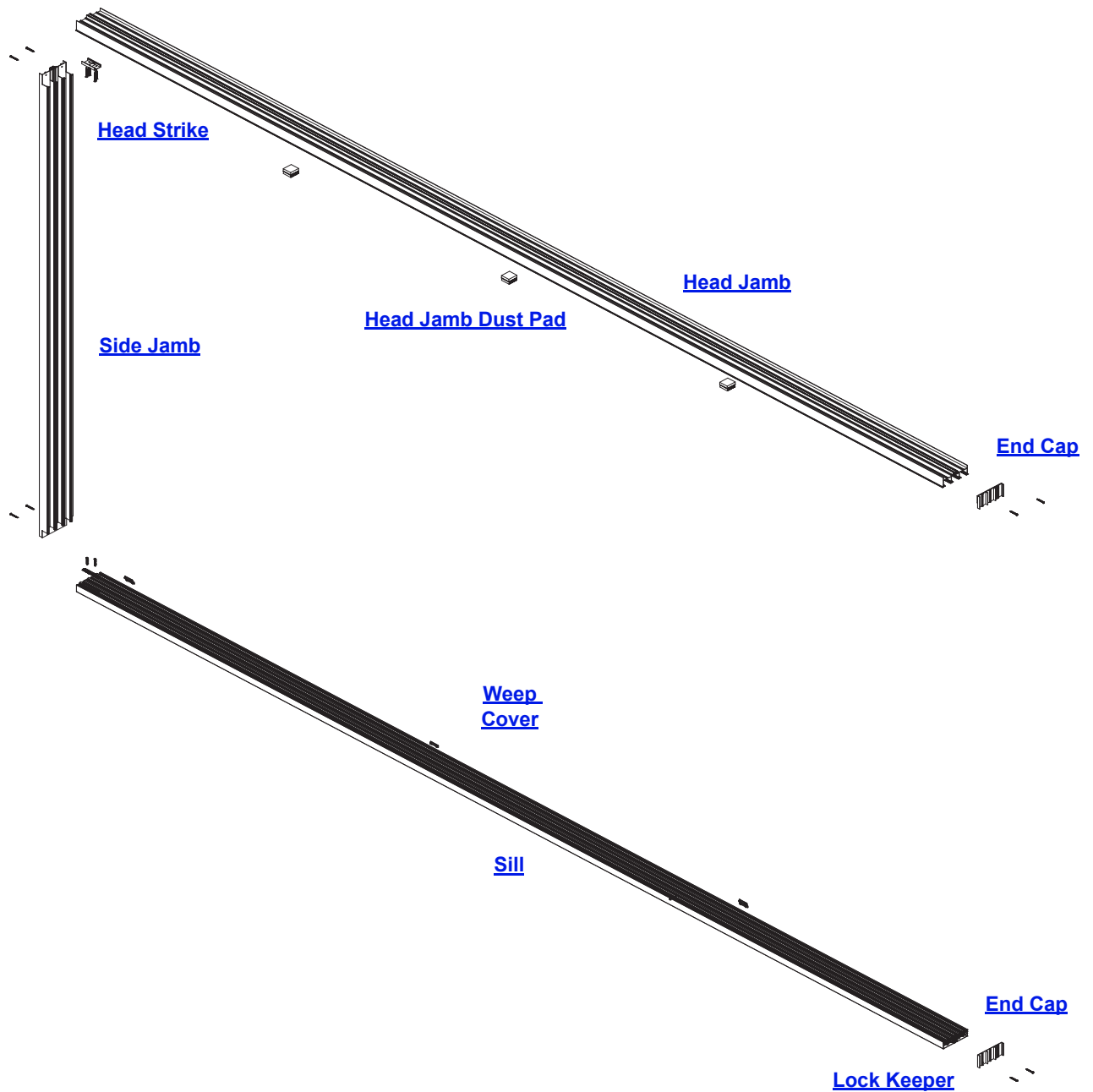
## Frames

### Frame Graphic - 3 Panel / Pocketing

#### Frame - 3 Panel / Pocketing (Exterior View)



Frame - 3 Panel / Pocketing (Interior View)

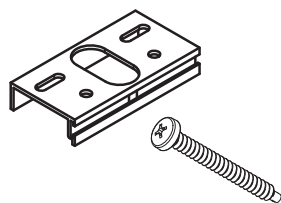


## Frames

### Frame Hardware

#### Strike - Head

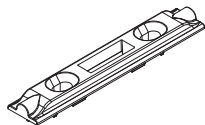
**Note:**

 Secures to head jamb. See individual [fasteners](#).

**Order No.**

9184578

#### Strike - Lock

**Note:**

 Secures to sill. Includes fasteners (2). See individual [fasteners](#).

**Order No.**

9186649

#### Dust Pad - Head Jamb

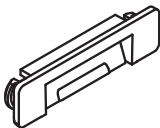
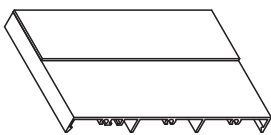





**Note:**
**Order No.**

9186626

# Heritage Multi-Slide Doors (June 2020 to July 2022)

Multi-Panel

## Frames

Frame Parts			
Cover - Weep Hole			
<b>Note:</b> Secures to sill.			
		<b>Order No.</b>	
		9017769	
End Cap			
		<b>Head</b>	<b>Sill</b>
		Configured	
Interior Cover Clip Clip			
		<b>Order No.</b>	
		Configured	
Track Clip			
		<b>Order No.</b>	
		Configured	
Tower Clip			
		<b>Order No.</b>	
		Configured	
Raised Threshold Flat			
		<b>Order No.</b>	
		Configured	
Raised Threshold Boxed			
		<b>Order No.</b>	
		Configured	

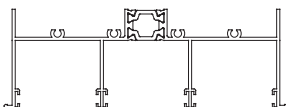
## Frames

### Frame Parts - Lineal Lengths

#### Jamb - Side/Head

**Note:**

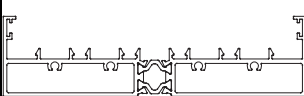
Aluminum lineals configured.

		Type	Size / Length	Handing	Door	Order No.
		Side	80 / 95 1/2	Left	2RS/S2L/3R	1167
			80 / 95 1/2	Right	2RS/S2L/3L	
		Head / Stacking	90 / 106 9/32	N/A	2RS/S2L	
			120 / 142 9/32		2RS/S2L	
			150 / 178 9/32		2RS/S2L	
		Head / Pocketing	90 / 140 11/16		3L/3R	
			120 / 188 11/16		3L/3R	
			150 / 236 11/16		3L/3R	

#### Sill (On Floor Drainage)

**Note:**

Aluminum lineals configured.


		Type	Size / Length	Handing	Door	Order No.
		Stacking	90 / 106 <sup>9</sup> / <sub>32</sub>		2RS	1168
			120 / 142 <sup>9</sup> / <sub>32</sub>			
			150 / 178 <sup>9</sup> / <sub>32</sub>			
			90 / 106 <sup>9</sup> / <sub>32</sub>		S2L	
			120 / 142 <sup>9</sup> / <sub>32</sub>			
			150 / 178 <sup>9</sup> / <sub>32</sub>			
		Pocketing	90 / 140 <sup>11</sup> / <sub>16</sub>		3L	
			120 / 188 <sup>11</sup> / <sub>16</sub>			
			150 / 236 <sup>11</sup> / <sub>16</sub>			
			90 / 140 <sup>11</sup> / <sub>16</sub>		3R	
			120 / 188 <sup>11</sup> / <sub>16</sub>			
150 / 236 <sup>11</sup> / <sub>16</sub>						

### Frame Parts - Weatherstrip

#### Weatherstrip - Jamb / Side/Head

**Note:**

Use on side jamb. Order by the foot.

		Order No.
		9181726

## Heritage Multi-Slide Doors (June 2020 to July 2022)

*Multi-Panel*

### Frames

#### Weatherstrip - Standard Sill

**Note:**

Use on standard sill. Order by the foot.



**Order No.**

9184567

#### Weatherstrip - Head Jamb

**Note:**

Order by the foot.



**Order No.**

9186598

## Installation Components

---

### Installation Material

#### Installation Screw Pack

	PKD1463	<b>Order No.</b>
		9189273

### Installation Kit

	PKD1462	<b>Order No.</b>
		9189273