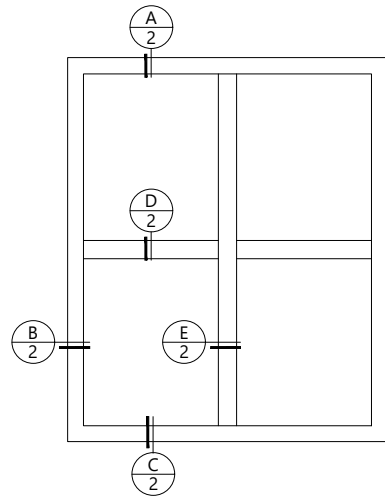


Fixed



Fixed
Integral Joins

Scale: 1/2" (13) = 1' (305)

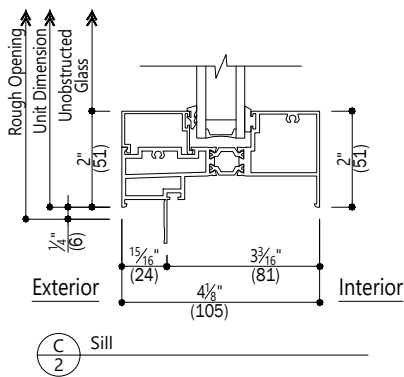
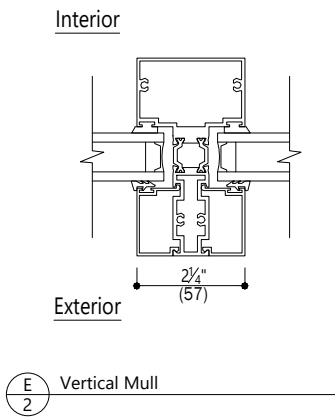
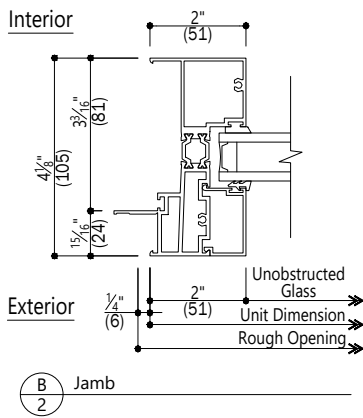
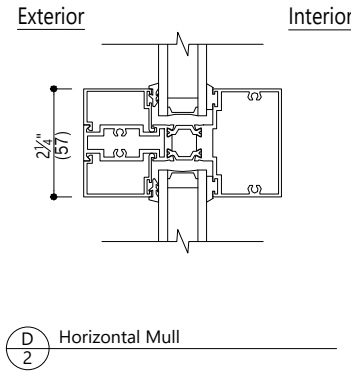
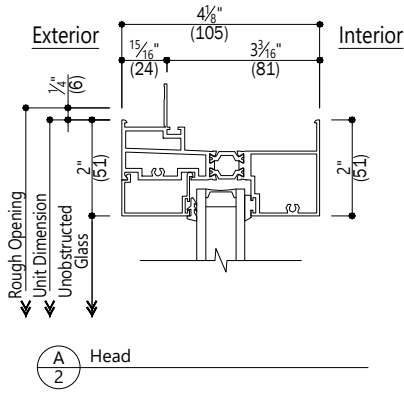
Notes:

Details have been optimized for use in architectural software and do not match manufacturing specifications.
Dimensions in parentheses are in millimeters.
Andersen Windows, Inc. reserves the right to change drawing specifications without notice.

Date: 05/30/23

Aluminum

Window Wall
Thermally Improved



Scale: 3" (76) = 1' (305)

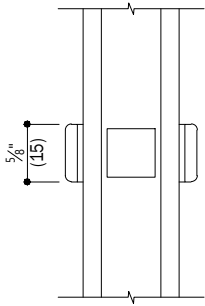
Notes:

Details have been optimized for use in architectural software and do not match manufacturing specifications. Dimensions in parentheses are in millimeters. Andersen Windows, Inc. reserves the right to change drawing specifications without notice.

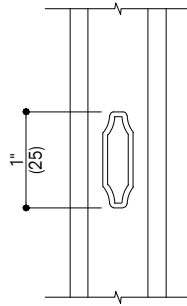
Date: 05/30/23

Aluminum

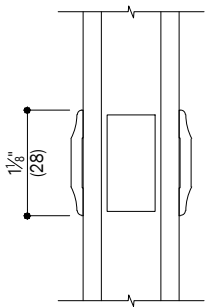
Window Wall
Thermally Improved



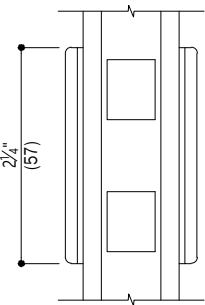
A
3 5/8" Full Divided Light (Flat)



D
3 1" Finelight (Contoured)



B
3 1 1/8" Full Divided Light (Contoured)



C
3 2 1/4" Full Divided Light (Flat Grille)

Scale: 6" (152) = 1' (305)

Notes:

Details have been optimized for use in architectural software and do not match manufacturing specifications.
Dimensions in parentheses are in millimeters.
Andersen Windows, Inc. reserves the right to change drawing specifications without notice.

Date: 05/30/23