

Flexiframe® Window Shapes and Design Criteria

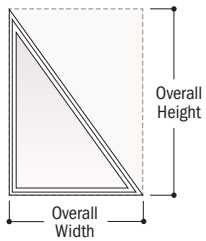
Minimum and Maximum Limits

Flexiframe windows are available in many shapes and sizes with these limitations:

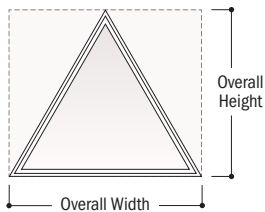
- **Maximum standard glass area of 60 sq. ft. or 5.57 m²**
- **Square footage is based on a square or rectangular shape**
- **No angle may be less than 14°**
- **No leg may be less than 6" (152) or greater than 144" (3658)**
- **No short side may be greater than 84" (2134)**
- **See product information below for additional limitations based on specific shapes**



Triangle

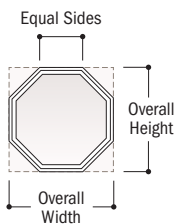


Right triangles contain one 90° corner. Specify overall width and overall height extending from the 90° corner.



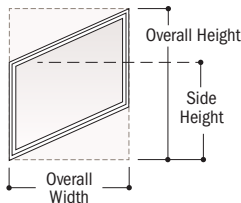
Isosceles triangles contain two sides of equal length and equal angle. Specify overall width and overall height (sill to peak).

Octagon

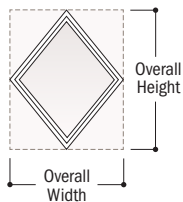


Octagons contain eight equal angles and sides. Specify length of equal side. Standard-size octagons are available in 2' (610), 2'-4" (711) and 3' (914) dimensions.

Parallelogram

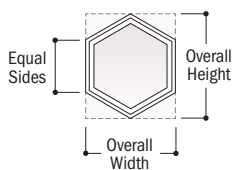


Parallelograms contain two pairs of parallel sides. Specify overall width along with side height and overall window height.

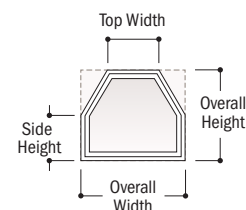


Diamonds contain two pairs of parallel and equal length sides. Specify overall width and overall height.

Hexagon

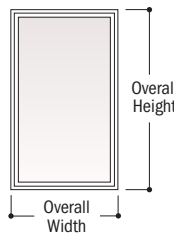
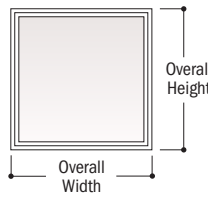


Hexagons contain six equal angles and sides. Specify length of equal sides.



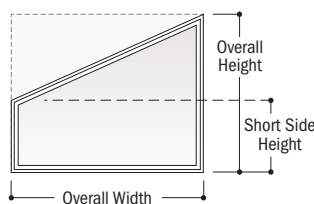
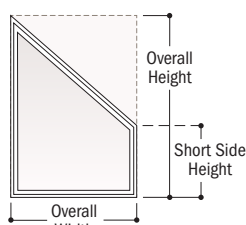
Unequal hexagons contain three pairs of angles and two sets of equal-length sides. Top side is parallel to and centered over the sill. Specify overall width, top width, short side height and overall height.

Rectangle



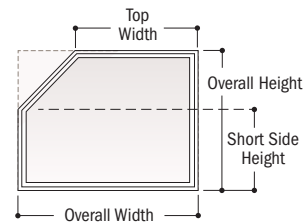
Rectangles contain four equal angles and two equal sides for rectangles, or four equal sides for squares. Specify overall width and overall height.

Trapezoid

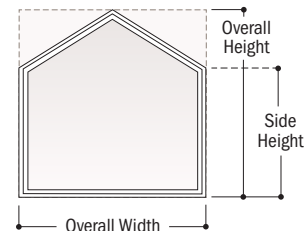


Trapezoids contain an angle face cut to left or right. Specify overall width along with short side height and overall height. Window's pitch is often designed to match a roof's pitch.

Pentagon



Angled pentagons contain an angle cut, or a "cut-off corner" sloping to left or right. Specify overall width and top width along with short side height and overall height.



Peak pentagons contain sides of equal length extending at right angles from the sill and two angled sides of equal length that peak above center of sill. Specify overall width, side height and overall height.

*Dimensions in parentheses are in millimeters.