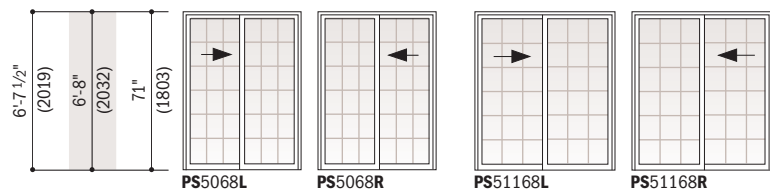


PERMA-SHIELD® GLIDING PATIO DOORS

Table of Perma-Shield® Gliding Patio Door Sizes

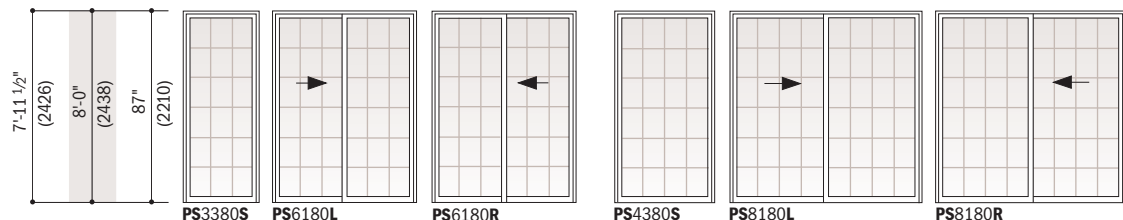
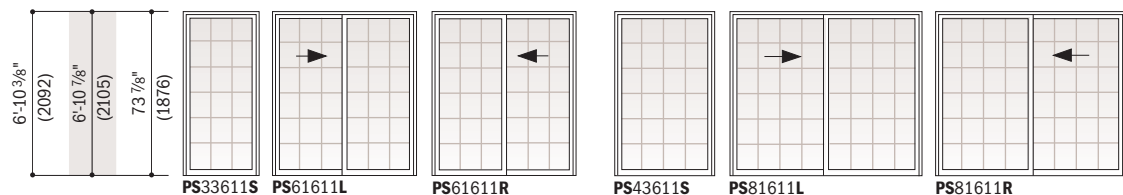
Scale 1/8" = 1'-0" (1:96)

Door Dimension	4'-11 1/4" (1505)	4'-11 1/4" (1505)	5'-10 1/2" (1791)	5'-10 1/2" (1791)
Minimum Rough Opening	5'-0" (1524)	5'-0" (1524)	5'-11 1/4" (1810)	5'-11 1/4" (1810)
Unobstructed Glass (single panel only)	24 3/4" (629)	24 3/4" (629)	30 3/8" (772)	30 3/8" (772)



Custom-size doors are available in 1/8" (3) increments between the smallest and largest standard door sizes. **Measurement guide** can be found at andersenwindows.com/measure. Some restrictions apply. Contact your Andersen supplier for availability.

Door Dimension	3'-2 3/8" (975)	6'-0" (1829)	6'-0" (1829)	4'-2 3/8" (1280)	8'-0" (2438)	8'-0" (2438)
Minimum Rough Opening	3'-3 1/8" (994)	6'-0 3/4" (1848)	6'-0 3/4" (1848)	4'-3 1/8" (1299)	8'-0 3/4" (2457)	8'-0 3/4" (2457)
Unobstructed Glass (single panel only)	31 1/8" (791)	31 1/8" (791)	31 1/8" (791)	43 1/8" (1095)	43 1/8" (1095)	43 1/8" (1095)



Viewed from the exterior. Arrow indicates direction of panel operation.

Stationary (**S**) doors can be used as an individual unit or as a sidelight.

- "Door Dimension" always refers to outside frame to frame dimension.
- "**Minimum Rough Opening**" dimensions may need to be increased to allow for use of building wraps, flashing, sill panning, brackets, fasteners or other items.
- Dimensions in parentheses are in millimeters.

Custom Patio Door Size Range



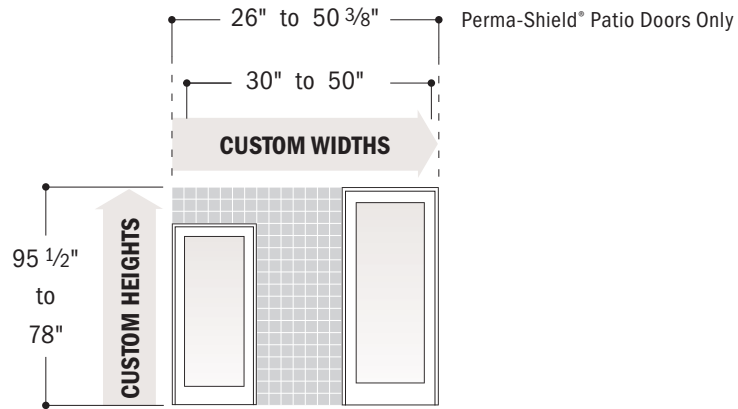
Available in 1/8" (3) increments between minimum and maximum widths and heights.

Some restrictions apply, contact your Andersen supplier. **Measurement guide** for custom sized patio doors can be found at andersenwindows.com/measure.

Single Stationary Panel

ANDERSEN® 400 SERIES FRENCHWOOD® GLIDING PATIO DOORS

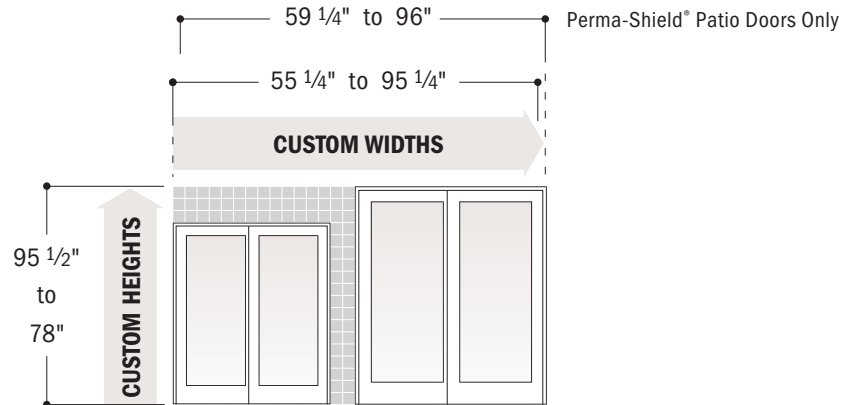
ANDERSEN 200 SERIES NARROLINE® & PERMA-SHIELD® GLIDING PATIO DOORS



2-Panel

ANDERSEN 400 SERIES FRENCHWOOD GLIDING PATIO DOORS

ANDERSEN 200 SERIES NARROLINE & PERMA-SHIELD GLIDING PATIO DOORS



- "Door Dimension" always refers to outside frame to frame dimension.
- Dimensions in parentheses are in millimeters.