

What's in This Section

Standard, Transom and Picture Windows	Page 3
Parts Illustration	3
Parts Illustration	3
Color Options Exterior	4
Color / Finish Options Interior	5
Unit Sizes	6
Standard and Custom Window Sizes	6
A Series Product Label	6
Unit Size Chart - Standard Windows	7
Unit Size Chart - Picture Windows	9
Product History	12
Product History	12
Sash	13
Sash Size Table	13
Sash Illustration - Split Arm	22
Sash Illustration - Straight Arm	23
Sash Options	24
Sash Parts	25
Weatherstrip	26
Glass	27
Glass - Picture Windows	27
Insect Screens	28
Insect Screen - TruScene® Screens	28
Insect Screen - Standard Screens	29
Insect Screen Parts	37
Grilles	38
Grilles - Standard / Interior	38
Interior Grille Parts	39
Hardware	40
Operator Chart	40
Split Arm Operator	41
Straight Arm Operator	43
Hinge Chart	45
Hinge Kits	46
Hinge Parts	47
Hardware Packs - Folding	48
Operator Covers	48

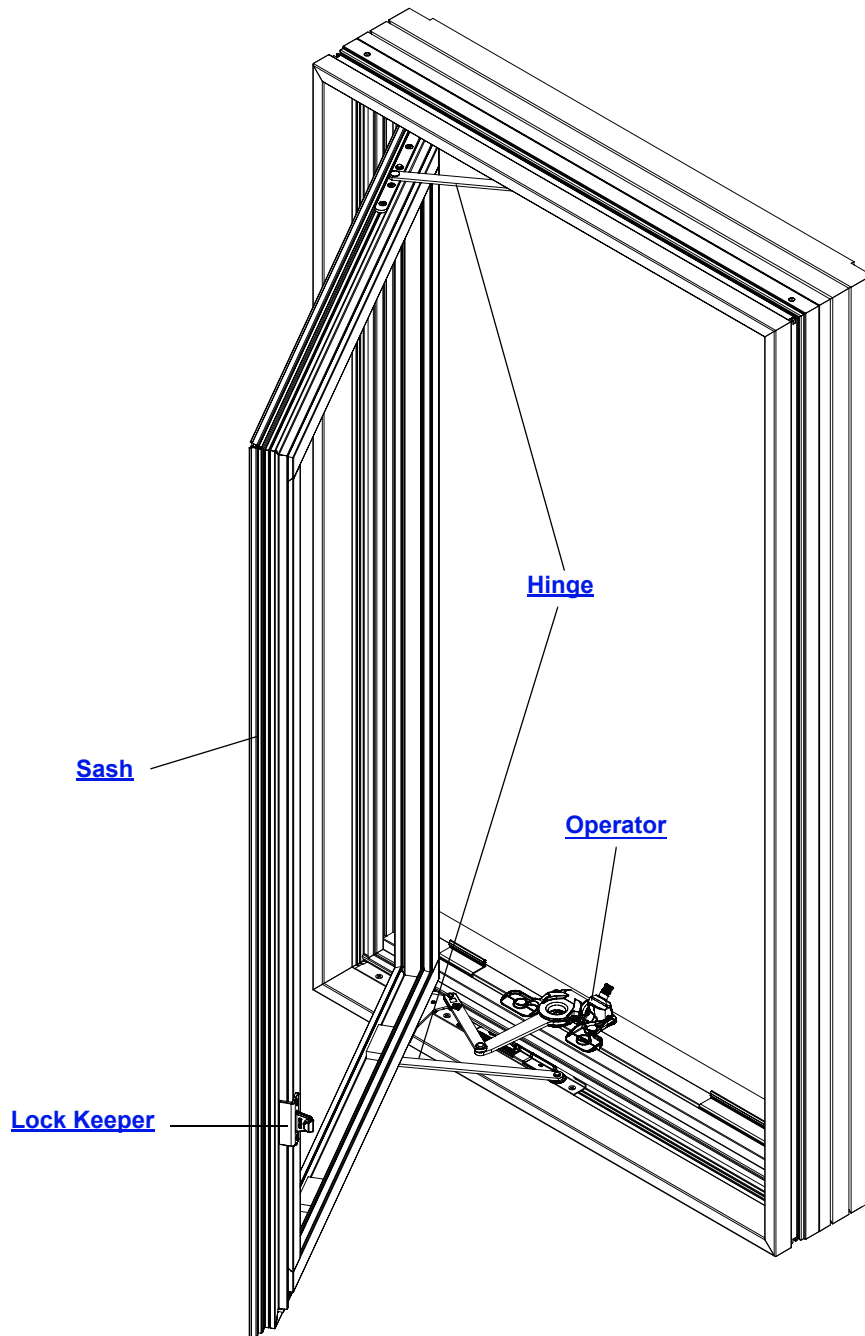
Operator Handles	49
Locks (<i>October 2013 - present</i>)	50
Locks (<i>2008 - October 2013</i>)	51
Lock Components	52
Installation Kit	53
Optional Hardware	54
Fasteners	55
Frames	56
Frame Assembly - Standard Windows	56
Frame - Standard Window	57
Frame Assembly - Picture Windows	58
Frame - Picture Window	59
Stops - Venting and Stationary Windows	60
Stops - Picture Windows	63
Extension Jambs	66
Stools	67
Frame Parts	68
Joining Components	69
Reinforced (Fiberglass) Joining Kit Exploded View	69
Reinforced (Fiberglass) Joining Kits	70
Reinforced (Fiberglass) Joining Kit Components	71
Miscellaneous Joining Components/Fasteners	76
Universal Drip Cap - Continuous	78
Service Replacement	Page 79
Service Replacement Only Parts	79
Service Replacement Only Parts	79
Exterior Grilles - Permanently Applied / Taped	79
Weatherstrip	81

A-Series Casement & Picture Windows (2008 to Present)

Standard, Transom and Picture Windows

Parts Illustration

Parts Illustration



Manufactured 2008 to Present









A-Series Casement Window Unit Parts

Unit viewed from exterior.

Parts Illustration

Color Options Exterior

Note:
[Latest Exterior color options.](#)

			
White	Sandtone	Canvas	Prairie Grass
			
Terratone	Forest Green	Dove Gray	Dark Bronze
			
Cocoa Bean	Red Rock	Black	

A-Series Casement & Picture Windows (2008 to Present)

Standard, Transom and Picture Windows

Parts Illustration

Color / Finish Options Interior

Note:

See [interior species/finish/color options](#). See iQ+ for specific configuration options.

Interior Stains



Honey



Natural



Cinnamon



Russet



Mocha



Espresso

Interior Species




Pine



Maple



Vertical Grain
Douglas Fir



Oak




Cherry




Mahogany

Interior Colors / Painted & Primed



White



Birch Bark



Primed



Sandtone



Canvas



Terratone



Forest Green



Dove Gray



Prairie Grass



Cocoa Bean



Red Rock



Black



Dark Bronze

Unit Sizes

Standard and Custom Window Sizes

Note:

A-Series Casement Windows are available in standard sizes (see standard size charts, [page 6](#)). Replacement parts for some standard windows can be ordered using the numbers listed in this catalog. Many replacement parts for standard windows are made to order. These items are ordered using the Product ID found on the identification label and a description of the part needed. See [Service Guide 9051877](#).

A-Series Casement Windows are also available in custom sizes in 1/8" increments between the smallest and the largest standard sizes. Most replacement parts for custom-sized windows are made to order and can be ordered with the Product ID found on the identification label and a description of the part needed. See [Service Guide 9051877](#).

A Series Product Label

Note:

Every A-Series Casement Window will have an identification label or glass etching containing a unique Product ID. The Product ID on A-Series Casement Windows will be located at the bottom of the window frame underneath the sill stop or etched into the glass. See [Service Guide 9051877](#). The Product ID may be up to 14 digits long (excluding hyphens), depending on the age of the unit. Replacement parts will also get their own unique Product ID. When ordering replacement parts, providing the Product ID ensures that replacement parts match the specifications.

A-Series Casement & Picture Windows (2008 to Present)

Standard, Transom and Picture Windows

Unit Sizes

Unit Size Chart - Standard Windows

Note:

Handing is viewed from exterior. Unit Dimension refers to overall outside-to-outside frame. Unobstructed Glass refers to visible glass dimensions. Numbers in parentheses are metric measurements. See latest [Size Grid](#).

Table of Casement Window Sizes
Scale 1/8" (3) = 1'-0" (305)–1:96

Window Dimension	1'-7 1/8"	1'-11 1/4"	2'-3 1/4"	2'-5 1/4"	2'-7 1/4"	2'-9 1/4"	2'-11 1/4"	3'-1 1/4"	3'-3 1/4"	3'-5 1/4"	3'-7 1/4"	3'-9 1/4"	3'-11 1/4"
	(489)	(591)	(692)	(743)	(794)	(845)	(895)	(946)	(997)	(1048)	(1099)	(1149)	(1200)
Minimum Rough Opening	1'-8"	2'-0"	2'-4"	2'-6"	2'-8"	2'-10"	3'-0"	3'-2"	3'-4"	3'-6"	3'-8"	3'-10"	4'-0"
	(508)	(610)	(711)	(762)	(813)	(864)	(914)	(965)	(1016)	(1067)	(1118)	(1168)	(1219)
Unobstructed Glass	12 5/8"	16 5/8"	20 5/8"	22 5/8"	24 5/8"	26 5/8"	28 5/8"	30 5/8"	32 5/8"	34 5/8"	36 5/8"	38 5/8"	40 5/8"
	(320)	(422)	(523)	(574)	(625)	(676)	(726)	(777)	(828)	(879)	(930)	(981)	(1032)

CUSTOM SIZES AVAILABLE													
1'-11 1/4"	ACW1820	ACW2020	ACW2420										
2'-3 1/4"	ACW1824	ACW2024	ACW2424	ACW2624	ACW2824								
2'-7 1/4"	ACW1828	ACW2028	ACW2428	ACW2628	ACW2828	ACW21028	ACW3028						
2'-11 1/4"	ACW1830	ACW2030	ACW2430	ACW2630	ACW2830	ACW21030	ACW3030	ACW3230**†	ACW3430**†				
3'-3 1/4"	ACW1834	ACW2034	ACW2434	ACW2634	ACW2834	ACW21034	ACW3034	ACW3234**†	ACW3434**†	ACW3634**†	ACW3834**††		
3'-7 1/4"	ACW1838	ACW2038	ACW2438	ACW2638**	ACW2838**	ACW21038	ACW3038	ACW3238**†	ACW3438**†	ACW3638**†	ACW3838**††	ACW4038**††	
3'-11 1/4"	ACW1840	ACW2040	ACW2440**	ACW2640**	ACW2840	ACW21040	ACW3040	ACW3240**†	ACW3440**†	ACW3640**†	ACW3840**††	ACW4040**††	
4'-3 1/4"	ACW1844	ACW2044	ACW2444**	ACW2644**	ACW2844	ACW21044	ACW3044	ACW3244**†	ACW3444**†	ACW3644**†	ACW3844**††	ACW4044**††	
4'-7 1/4"	ACW1848	ACW2048	ACW2448**	ACW2648**	ACW2848	ACW21048	ACW3048	ACW3248**†	ACW3448**†	ACW3648**†	ACW3848**††	ACW4048**††	
4'-11 1/4"	ACW1850	ACW2050	ACW2450**	ACW2650**	ACW2850	ACW21050	ACW3050	ACW3250**†	ACW3450**†	ACW3650**†	ACW3850**††	ACW4050**††	
5'-3 1/4"	ACW1854	ACW2054	ACW2454**	ACW2654**	ACW2854	ACW21054	ACW3054	ACW3254**†	ACW3454**†	ACW3654**†	ACW3854**††	ACW4054**††	
5'-7 1/4"	ACW1858	ACW2058	ACW2458**	ACW2658**	ACW2858	ACW21058	ACW3058	ACW3258**†	ACW3458**†	ACW3658**†	ACW3858**††	ACW4058**††	

- * "Window Dimension" always refers to outside frame to frame dimension.
- ** "Minimum Rough Opening" dimensions may need to be increased to allow for use of building wraps, flashing, sill panning, brackets, fasteners or other items.
- † Dimensions in parentheses are in millimeters.
- †† Meet or exceed clear opening area of 5.7 sq.ft. or 0.53 m²; clear opening width of 20" (508) and clear opening height of 24" (610).
- ††† Available with straight-arm operators only; all other sizes have split-arm operators only.
- †††† Not available with triple-pane annealed glass.
- ††††† Not available with triple-pane annealed or tempered glass.

A-Series Casement Standard Window Unit Sizes

Unit viewed from exterior.

Unit Sizes

Unit Size Chart - Standard Windows

Note:

Handing is viewed from exterior. Unit Dimension refers to overall outside-to-outside frame. Unobstructed Glass refers to visible glass dimensions. Numbers in parentheses are metric measurements. See latest [Size Grid](#).

Table of Casement Window Sizes (continued)
Scale 1/8" (3) = 1'-0" (305)– 1:96

Notes on the previous page also apply to this page.

Window Dimension	1'-7 1/4"	1'-11 1/4"	2'-3 1/4"	2'-5 1/4"	2'-7 1/4"	2'-9 1/4"	2'-11 1/4"	3'-1 1/4"	3'-3 1/4"	3'-5 1/4"	3'-7 1/4"	3'-9 1/4"	3'-11 1/4"
Minimum	1'-8"	2'-0"	2'-4"	2'-6"	2'-8"	2'-10"	3'-0"	3'-2"	3'-4"	3'-6"	3'-8"	3'-10"	4'-0"
Rough Opening	(508)	(610)	(711)	(762)	(813)	(864)	(914)	(965)	(1016)	(1067)	(1118)	(1168)	(1219)
Unobstructed Glass	12 5/8"	16 5/8"	20 5/8"	22 5/8"	24 5/8"	26 5/8"	28 5/8"	30 5/8"	32 5/8"	34 5/8"	36 5/8"	38 5/8"	40 5/8"
	(320)	(422)	(523)	(574)	(625)	(676)	(726)	(777)	(828)	(879)	(930)	(981)	(1032)

CUSTOM SIZES AVAILABLE													
5'-11 1/4"													
	ACW1860 ^{††}	ACW2060 ^{††}	ACW2460 ^{††}	ACW2660 ^{††}	ACW2860 ^{††}	ACW21060 ^{††}	ACW3060 ^{††}	ACW3260 ^{††}	ACW3460 ^{††}	ACW3660 ^{††}	ACW3860 ^{††}	ACW31060 ^{††}	ACW4060 ^{††}
6'-3 1/4"													
	ACW1864 ^{††}	ACW2064 ^{††}	ACW2464 ^{††}	ACW2664 ^{††}	ACW2864 ^{††}	ACW21064 ^{††}	ACW3064 ^{††}	ACW3264 ^{††}	ACW3464 ^{††}	ACW3664 ^{††}	ACW3864 ^{††}	ACW31064 ^{††}	ACW4064 ^{††}
6'-7 1/4"													
	ACW1868 ^{††}	ACW2068 ^{††}	ACW2468 ^{††}	ACW2668 ^{††}	ACW2868 ^{††}	ACW21068 ^{††}	ACW3068 ^{††}	ACW3268 ^{††}	ACW3468 ^{††}	ACW3668 ^{††}	ACW3868 ^{††}	ACW31068 ^{††}	ACW4068 ^{††}
6'-11 1/4"													
	ACW1870 ^{††}	ACW2070 ^{††}	ACW2470 ^{††}	ACW2670 ^{††}	ACW2870 ^{††}	ACW21070 ^{††}	ACW3070 ^{††}	ACW3270 ^{††}	ACW3470 ^{††}	ACW3670 ^{††}	ACW3870 ^{††}	ACW31070 ^{††}	ACW4070 ^{††}
7'-3 1/4"													
	ACW1874 ^{††}	ACW2074 ^{††}	ACW2474 ^{††}	ACW2674 ^{††}	ACW2874 ^{††}	ACW21074 ^{††}	ACW3074 ^{††}	ACW3274 ^{††}	ACW3474 ^{††}	ACW3674 ^{††}	ACW3874 ^{††}	ACW31074 ^{††}	ACW4074 ^{††}
7'-7 1/4"													
	ACW1878 ^{††}	ACW2078 ^{††}	ACW2478 ^{††}	ACW2678 ^{††}	ACW2878 ^{††}	ACW21078 ^{††}	ACW3078 ^{††}	ACW3278 ^{††}	ACW3478 ^{††}	ACW3678 ^{††}	ACW3878 ^{††}	ACW31078 ^{††}	ACW4078 ^{††}
7'-11 1/4"													
	ACW1880 ^{††}	ACW2080 ^{††}	ACW2480 ^{††}	ACW2680 ^{††}	ACW2880 ^{††}	ACW21080 ^{††}	ACW3080 ^{††}	ACW3280 ^{††}	ACW3480 ^{††}	ACW3680 ^{††}	ACW3880 ^{††}	ACW31080 ^{††}	ACW4080 ^{††}

* "Window Dimension" always refers to outside frame to frame dimension.

* "Minimum Rough Opening" dimensions may need to be increased to allow for use of building wraps, flashing, sill panning, brackets, fasteners or other items.

* Dimensions in parentheses are in millimeters.

† Meet or exceed clear opening area of 5.7 sq.ft. or 0.53 m²; clear opening width of 20" (508) and clear opening height of 24" (610).

†† Meet or exceed clear opening area of 5.7 sq.ft. or 0.53 m²; clear opening width of 20" (508) and clear opening height of 24" (610) with a limited sash opening.

* Available with straight-arm operators only; all other sizes have split-arm operators only.

† Not available with triple-pane annealed glass.

†† Not available with triple-pane annealed or tempered glass.

A-Series Casement Standard Window Unit Sizes

A-Series Casement & Picture Windows (2008 to Present)

Standard, Transom and Picture Windows

Unit Sizes

Unit Size Chart - Picture Windows

Note:

Unit Dimension refers to overall outside-to-outside frame. Unobstructed Glass refers to visible glass dimensions. Numbers in parentheses are metric measurements. See latest [Size Grid](#) in Product Guide (pages 50-54).

Unit Dimension	1'-3 1/4"	1'-7 1/4"	1'-11 1/4"	2'-3 1/4"	2'-5 1/4"	2'-7 1/4"	2'-9 1/4"	2'-11 1/4"	3'-1 1/4"	3'-3 1/4"	3'-7 1/4"	3'-11 1/4"	4'-3 1/4"
	(387)	(489)	(591)	(692)	(743)	(794)	(845)	(895)	(946)	(997)	(1099)	(1200)	(1302)
Minimum Rough Opening	1'-4"	1'-8"	2'-0"	2'-4"	2'-6"	2'-8"	2'-10"	3'-0"	3'-2"	3'-4"	3'-8"	4'-0"	4'-4"
	(406)	(508)	(610)	(711)	(762)	(813)	(864)	(914)	(965)	(1016)	(1118)	(1219)	(1321)
Unobstructed Glass	8 5/8"	12 5/8"	16 5/8"	20 5/8"	22 5/8"	24 5/8"	26 5/8"	28 5/8"	30 5/8"	32 5/8"	36 5/8"	40 5/8"	44 5/8"
	(219)	(321)	(422)	(524)	(575)	(625)	(676)	(727)	(778)	(829)	(930)	(1032)	(1133)
1'-11 1/4"													
	(591)												
2'-3 1/4"													
	(692)												
2'-7 1/4"													
	(794)												
2'-11 1/4"													
	(895)												
3'-1 1/4"													
	(997)												
3'-3 1/4"													
	(1099)												
3'-7 1/4"													
	(1200)												
3'-11 1/4"													
	(1302)												
4'-3 1/4"													
	(1403)												
4'-7 1/4"													
	(1505)												
4'-11 1/4"													
	(1607)												
5'-3 1/4"													
	(1708)												
5'-7 1/4"													
	(1810)												
5'-11 1/4"													
	(1912)												

A-Series Casement Picture Window Unit Sizes

Unit viewed from exterior.

Unit Sizes

Unit Size Chart - Picture Windows

Note:

Unit Dimension refers to overall outside-to-outside frame. Unobstructed Glass refers to visible glass dimensions. Numbers in parentheses are metric measurements. See latest [Size Grid](#) in Product Guide (pages 50-54).

Unit Dimension	4'-7 1/4" (1403)	4'-11 1/4" (1505)	5'-3 1/4" (1607)	5'-7 1/4" (1708)	5'-11 1/4" (1810)
Minimum Rough Opening	4'-8" (1422)	5'-0" (1524)	5'-4" (1626)	5'-8" (1727)	6'-0" (1829)
Unobstructed Glass	48 5/8" (1335)	52 5/8" (1337)	56 5/8" (1438)	60 5/8" (1540)	64 5/8" (1641)
1'-11 1/4" (591)					
2'-3 1/4" (692)	APW4820	APW5020	APW5420	APW5820	APW6020
2'-7 1/4" (794)	APW4824	APW5024	APW5424	APW5824	APW6024
2'-11 1/4" (895)	APW4828	APW5028	APW5428	APW5828	APW6028
3'-3 1/4" (997)	APW4830	APW5030	APW5430	APW5830	APW6030
3'-7 1/4" (1099)	APW4834	APW5034	APW5434	APW5834	APW6034
3'-11 1/4" (1200)	APW4838	APW5038	APW5438	APW5838	APW6038
4'-3 1/4" (1302)	APW4840	APW5040	APW5440	APW5840	APW6040
4'-7 1/4" (1403)	APW4844	APW5044	APW5444	APW5844	APW6044
4'-11 1/4" (1505)	APW4848	APW5048	APW5448	APW5848	APW6048
5'-3 1/4" (1607)	APW4850	APW5050	APW5450	APW5850	APW6050
5'-7 1/4" (1708)	APW4854	APW5054	APW5454	APW5854	APW6054
5'-11 1/4" (1810)	APW4858	APW5058	APW5458	APW5858	APW6058
	APW4860	APW5060	APW5460	APW5860	APW6060

A-Series Casement Picture Window Unit Sizes

Unit viewed from exterior.

A-Series Casement & Picture Windows (2008 to Present)

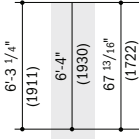
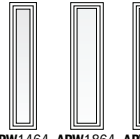
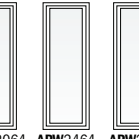
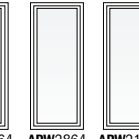
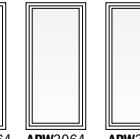
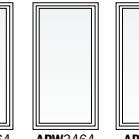
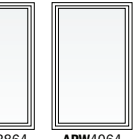


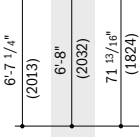

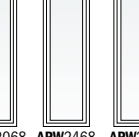


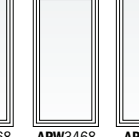



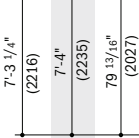
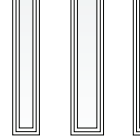







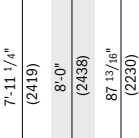
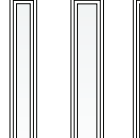







Standard, Transom and Picture Windows

Unit Sizes

Unit Size Chart - Picture Windows

Note:

Unit Dimension refers to overall outside-to-outside frame. Unobstructed Glass refers to visible glass dimensions. Numbers in parentheses are metric measurements. See latest [Size Grid](#) in Product Guide (pages 50-54).

Unit Dimension	1'-3 1/4"	1'-7 1/4"	1'-11 1/4"	2'-3 1/4"	2'-5 1/4"	2'-7 1/4"	2'-9 1/4"	2'-11 1/4"	3'-1 1/4"	3'-3 1/4"	3'-7 1/4"	3'-11 1/4"	4'-3 1/4"
	(387)	(489)	(591)	(692)	(743)	(794)	(845)	(895)	(946)	(997)	(1099)	(1200)	(1302)
Minimum Rough Opening	1'-4"	1'-8"	2'-0"	2'-4"	2'-6"	2'-8"	2'-10"	3'-0"	3'-2"	3'-4"	3'-8"	4'-0"	4'-4"
	(406)	(508)	(610)	(711)	(762)	(813)	(864)	(914)	(965)	(1016)	(1118)	(1219)	(1321)
Unobstructed Glass	8 5/8"	12 5/8"	16 5/8"	20 5/8"	22 5/8"	24 5/8"	26 5/8"	28 5/8"	30 5/8"	32 5/8"	36 5/8"	40 5/8"	44 5/8"
	(219)	(321)	(422)	(524)	(575)	(625)	(676)	(727)	(778)	(829)	(930)	(1032)	(1133)
6'-3 1/4"													
	APW1464	APW1864	APW2064	APW2464	APW2664	APW2864	APW21064	APW3064	APW3264	APW3464	APW3864	APW4064	APW4464
6'-7 1/4"													
	APW1468	APW1868	APW2068	APW2468	APW2668	APW2868	APW21068	APW3068	APW3268	APW3468	APW3868	APW4068	APW4468
7'-3 1/4"													
	APW1474	APW1874	APW2074	APW2474	APW2674	APW2874	APW21074	APW3074	APW3274	APW3474	APW3874	APW4074	APW4474
7'-11 1/4"													
	APW1480	APW1880	APW2080	APW2480	APW2680	APW2880	APW21080	APW3080	APW3280	APW3480	APW3880	APW4080	APW4480

A-Series Casement Picture Window Unit Sizes

Unit viewed from exterior.

Product History

Product History

2022	PG Upgrade introduced.
2019	Additional Stormwatch® sizes up to 3680 introduced.
2018	Additional Stormwatch® sizes up to 31074 introduced.
2016	Monumental sizes up to 4080 introduced.
2016	Triple pane glass introduced.
2015	HeatLock™ glass introduced.
2015	Vertical Grain Douglas Fir, Cherry and Mahogany interior species introduced.
2013	Additional Tandem, Triple Lock/Keeper configurations introduced.
2012	Stormwatch® protection introduced.
2012	Distressed Nickel finish for traditional style folding hardware introduced.
2008	SmartSun™ glass introduced.
2008	Casement Window introduced.

A-Series Casement & Picture Windows (2008 to Present)

Standard, Transom and Picture Windows

Sash

Sash Size Table

Note:

Overall Sash is measured outside edge to outside edge of frame.

Unobstructed Glass is dimension from outside edge to outside edge of visible glass only.

See [Measuring Visible Glass Video](#).

Sash Size Table - Standard Windows			
Unit No.		Overall Sash (w x h)	Unobstructed Glass (w x h)
18	ACW1820	17 ⁹ / ₃₂ x 21 ⁹ / ₃₂	12 ⁵ / ₈ x 15 ¹³ / ₁₆
	ACW1824	17 ⁹ / ₃₂ x 25 ⁹ / ₃₂	12 ⁵ / ₈ x 19 ¹³ / ₁₆
	ACW1828	17 ⁹ / ₃₂ x 29 ⁹ / ₃₂	12 ⁵ / ₈ x 23 ¹³ / ₁₆
	ACW1830	17 ⁹ / ₃₂ x 33 ⁹ / ₃₂	12 ⁵ / ₈ x 27 ¹³ / ₁₆
	ACW1834	17 ⁹ / ₃₂ x 37 ⁹ / ₃₂	12 ⁵ / ₈ x 31 ¹³ / ₁₆
	ACW1838	17 ⁹ / ₃₂ x 41 ⁹ / ₃₂	12 ⁵ / ₈ x 35 ¹³ / ₁₆
	ACW1840	17 ⁹ / ₃₂ x 45 ⁹ / ₃₂	12 ⁵ / ₈ x 39 ¹³ / ₁₆
	ACW1844	17 ⁹ / ₃₂ x 49 ⁹ / ₃₂	12 ⁵ / ₈ x 43 ¹³ / ₁₆
	ACW1848	17 ⁹ / ₃₂ x 53 ⁹ / ₃₂	12 ⁵ / ₈ x 47 ¹³ / ₁₆
	ACW1850	17 ⁹ / ₃₂ x 57 ⁹ / ₃₂	12 ⁵ / ₈ x 51 ¹³ / ₁₆
	ACW1854	17 ⁹ / ₃₂ x 61 ⁹ / ₃₂	12 ⁵ / ₈ x 55 ¹³ / ₁₆
	ACW1858	17 ⁹ / ₃₂ x 65 ⁹ / ₃₂	12 ⁵ / ₈ x 59 ¹³ / ₁₆
	ACW1860	17 ⁹ / ₃₂ x 69 ⁹ / ₃₂	12 ⁵ / ₈ x 63 ¹³ / ₁₆
	ACW1864	17 ⁹ / ₃₂ x 73 ⁹ / ₃₂	12 ⁵ / ₈ x 67 ¹³ / ₁₆
	ACW1868	17 ⁹ / ₃₂ x 77 ⁹ / ₃₂	12 ⁵ / ₈ x 71 ¹³ / ₁₆
	ACW1870	17 ⁹ / ₃₂ x 81 ⁹ / ₃₂	12 ⁵ / ₈ x 75 ¹³ / ₁₆
	ACW1874	17 ⁹ / ₃₂ x 85 ⁹ / ₃₂	12 ⁵ / ₈ x 79 ¹³ / ₁₆
	ACW1878	17 ⁹ / ₃₂ x 89 ⁹ / ₃₂	12 ⁵ / ₈ x 83 ¹³ / ₁₆
	ACW1880	17 ⁹ / ₃₂ x 93 ⁹ / ₃₂	12 ⁵ / ₈ x 87 ¹³ / ₁₆

Sash

Sash Size Table - Standard Windows

Unit No.		Overall Sash (w x h)	Unobstructed Glass (w x h)
20	ACW2020	21 ⁹ / ₃₂ X 21 ⁹ / ₃₂	16 ⁵ / ₈ X 15 ¹³ / ₁₆
	ACW2024	21 ⁹ / ₃₂ X 25 ⁹ / ₃₂	16 ⁵ / ₈ X 19 ¹³ / ₁₆
	ACW2028	21 ⁹ / ₃₂ X 29 ⁹ / ₃₂	16 ⁵ / ₈ X 23 ¹³ / ₁₆
	ACW2030	21 ⁹ / ₃₂ X 33 ⁹ / ₃₂	16 ⁵ / ₈ X 27 ¹³ / ₁₆
	ACW2034	21 ⁹ / ₃₂ X 37 ⁹ / ₃₂	16 ⁵ / ₈ X 31 ¹³ / ₁₆
	ACW2038	21 ⁹ / ₃₂ X 41 ⁹ / ₃₂	16 ⁵ / ₈ X 35 ¹³ / ₁₆
	ACW2040	21 ⁹ / ₃₂ X 45 ⁹ / ₃₂	16 ⁵ / ₈ X 39 ¹³ / ₁₆
	ACW2044	21 ⁹ / ₃₂ X 49 ⁹ / ₃₂	16 ⁵ / ₈ X 43 ¹³ / ₁₆
	ACW2048	21 ⁹ / ₃₂ X 53 ⁹ / ₃₂	16 ⁵ / ₈ X 47 ¹³ / ₁₆
	ACW2050	21 ⁹ / ₃₂ X 57 ⁹ / ₃₂	16 ⁵ / ₈ X 51 ¹³ / ₁₆
	ACW2054	21 ⁹ / ₃₂ X 61 ⁹ / ₃₂	16 ⁵ / ₈ X 55 ¹³ / ₁₆
	ACW2058	21 ⁹ / ₃₂ X 65 ⁹ / ₃₂	16 ⁵ / ₈ X 59 ¹³ / ₁₆
	ACW2060	21 ⁹ / ₃₂ X 69 ⁹ / ₃₂	16 ⁵ / ₈ X 63 ¹³ / ₁₆
	ACW2064	21 ⁹ / ₃₂ X 73 ⁹ / ₃₂	16 ⁵ / ₈ X 67 ¹³ / ₁₆
	ACW2068	21 ⁹ / ₃₂ X 77 ⁹ / ₃₂	16 ⁵ / ₈ X 71 ¹³ / ₁₆
	ACW2070	21 ⁹ / ₃₂ X 81 ⁹ / ₃₂	16 ⁵ / ₈ X 75 ¹³ / ₁₆
	ACW2074	21 ⁹ / ₃₂ X 85 ⁹ / ₃₂	16 ⁵ / ₈ X 79 ¹³ / ₁₆
	ACW2078	21 ⁹ / ₃₂ X 89 ⁹ / ₃₂	16 ⁵ / ₈ X 83 ¹³ / ₁₆
	ACW2080	21 ⁹ / ₃₂ X 93 ⁹ / ₃₂	16 ⁵ / ₈ X 87 ¹³ / ₁₆

A-Series Casement & Picture Windows (2008 to Present)

Standard, Transom and Picture Windows

Sash

Sash Size Table - Standard Windows			
Unit No.		Overall Sash (w x h)	Unobstructed Glass (w x h)
24	ACW2420	25 ⁹ / ₃₂ X 21 ⁹ / ₃₂	20 ⁵ / ₈ X 15 ¹³ / ₁₆
	ACW2424	25 ⁹ / ₃₂ X 25 ⁹ / ₃₂	20 ⁵ / ₈ X 19 ¹³ / ₁₆
	ACW2428	25 ⁹ / ₃₂ X 29 ⁹ / ₃₂	20 ⁵ / ₈ X 23 ¹³ / ₁₆
	ACW2430	25 ⁹ / ₃₂ X 33 ⁹ / ₃₂	20 ⁵ / ₈ X 27 ¹³ / ₁₆
	ACW2434	25 ⁹ / ₃₂ X 37 ⁹ / ₃₂	20 ⁵ / ₈ X 31 ¹³ / ₁₆
	ACW2438	25 ⁹ / ₃₂ X 41 ⁹ / ₃₂	20 ⁵ / ₈ X 35 ¹³ / ₁₆
	ACW2440	25 ⁹ / ₃₂ X 45 ⁹ / ₃₂	20 ⁵ / ₈ X 39 ¹³ / ₁₆
	ACW2444	25 ⁹ / ₃₂ X 49 ⁹ / ₃₂	20 ⁵ / ₈ X 43 ¹³ / ₁₆
	ACW2448	25 ⁹ / ₃₂ X 53 ⁹ / ₃₂	20 ⁵ / ₈ X 47 ¹³ / ₁₆
	ACW2450	25 ⁹ / ₃₂ X 57 ⁹ / ₃₂	20 ⁵ / ₈ X 51 ¹³ / ₁₆
	ACW2454	25 ⁹ / ₃₂ X 61 ⁹ / ₃₂	20 ⁵ / ₈ X 55 ¹³ / ₁₆
	ACW2458	25 ⁹ / ₃₂ X 65 ⁹ / ₃₂	20 ⁵ / ₈ X 59 ¹³ / ₁₆
	ACW2460	25 ⁹ / ₃₂ X 69 ⁹ / ₃₂	20 ⁵ / ₈ X 63 ¹³ / ₁₆
	ACW2464	25 ⁹ / ₃₂ X 73 ⁹ / ₃₂	20 ⁵ / ₈ X 67 ¹³ / ₁₆
	ACW2468	25 ⁹ / ₃₂ X 77 ⁹ / ₃₂	20 ⁵ / ₈ X 71 ¹³ / ₁₆
	ACW2470	25 ⁹ / ₃₂ X 81 ⁹ / ₃₂	20 ⁵ / ₈ X 75 ¹³ / ₁₆
	ACW2474	25 ⁹ / ₃₂ X 85 ⁹ / ₃₂	20 ⁵ / ₈ X 79 ¹³ / ₁₆
	ACW2478	25 ⁹ / ₃₂ X 89 ⁹ / ₃₂	20 ⁵ / ₈ X 83 ¹³ / ₁₆
	ACW2480	25 ⁹ / ₃₂ X 93 ⁹ / ₃₂	20 ⁵ / ₈ X 87 ¹³ / ₁₆

Sash

Sash Size Table - Standard Windows

Unit No.		Overall Sash (w x h)	Unobstructed Glass (w x h)
26	ACW2624	27 ⁹ / ₃₂ X 25 ⁹ / ₃₂	22 ⁵ / ₈ X 19 ¹³ / ₁₆
	ACW2628	27 ⁹ / ₃₂ X 29 ⁹ / ₃₂	22 ⁵ / ₈ X 23 ¹³ / ₁₆
	ACW2630	27 ⁹ / ₃₂ X 33 ⁹ / ₃₂	22 ⁵ / ₈ X 27 ¹³ / ₁₆
	ACW2634	27 ⁹ / ₃₂ X 37 ⁹ / ₃₂	22 ⁵ / ₈ X 31 ¹³ / ₁₆
	ACW2638	27 ⁹ / ₃₂ X 41 ⁹ / ₃₂	22 ⁵ / ₈ X 35 ¹³ / ₁₆
	ACW2640	27 ⁹ / ₃₂ X 45 ⁹ / ₃₂	22 ⁵ / ₈ X 39 ¹³ / ₁₆
	ACW2644	27 ⁹ / ₃₂ X 49 ⁹ / ₃₂	22 ⁵ / ₈ X 43 ¹³ / ₁₆
	ACW2648	27 ⁹ / ₃₂ X 53 ⁹ / ₃₂	22 ⁵ / ₈ X 47 ¹³ / ₁₆
	ACW2650	27 ⁹ / ₃₂ X 57 ⁹ / ₃₂	22 ⁵ / ₈ X 51 ¹³ / ₁₆
	ACW2654	27 ⁹ / ₃₂ X 61 ⁹ / ₃₂	22 ⁵ / ₈ X 55 ¹³ / ₁₆
	ACW2658	27 ⁹ / ₃₂ X 65 ⁹ / ₃₂	22 ⁵ / ₈ X 59 ¹³ / ₁₆
	ACW2660	27 ⁹ / ₃₂ X 69 ⁹ / ₃₂	22 ⁵ / ₈ X 63 ¹³ / ₁₆
	ACW2664	27 ⁹ / ₃₂ X 73 ⁹ / ₃₂	22 ⁵ / ₈ X 67 ¹³ / ₁₆
	ACW2668	27 ⁹ / ₃₂ X 77 ⁹ / ₃₂	22 ⁵ / ₈ X 71 ¹³ / ₁₆
	ACW2670	27 ⁹ / ₃₂ X 81 ⁹ / ₃₂	22 ⁵ / ₈ X 75 ¹³ / ₁₆
	ACW2674	27 ⁹ / ₃₂ X 85 ⁹ / ₃₂	22 ⁵ / ₈ X 79 ¹³ / ₁₆
	ACW2678	27 ⁹ / ₃₂ X 89 ⁹ / ₃₂	22 ⁵ / ₈ X 83 ¹³ / ₁₆
	ACW2680	27 ⁹ / ₃₂ X 93 ⁹ / ₃₂	22 ⁵ / ₈ X 87 ¹³ / ₁₆

A-Series Casement & Picture Windows (2008 to Present)

Standard, Transom and Picture Windows

Sash

Sash Size Table - Standard Windows			
Unit No.		Overall Sash (w x h)	Unobstructed Glass (w x h)
28	ACW2824	29 ⁹ / ₃₂ X 25 ⁹ / ₃₂	24 ⁵ / ₈ X 19 ¹³ / ₁₆
	ACW2828	29 ⁹ / ₃₂ X 29 ⁹ / ₃₂	24 ⁵ / ₈ X 23 ¹³ / ₁₆
	ACW2830	29 ⁹ / ₃₂ X 33 ⁹ / ₃₂	24 ⁵ / ₈ X 27 ¹³ / ₁₆
	ACW2834	29 ⁹ / ₃₂ X 37 ⁹ / ₃₂	24 ⁵ / ₈ X 31 ¹³ / ₁₆
	ACW2838	29 ⁹ / ₃₂ X 41 ⁹ / ₃₂	24 ⁵ / ₈ X 35 ¹³ / ₁₆
	ACW2840	29 ⁹ / ₃₂ X 45 ⁹ / ₃₂	24 ⁵ / ₈ X 39 ¹³ / ₁₆
	ACW2844	29 ⁹ / ₃₂ X 49 ⁹ / ₃₂	24 ⁵ / ₈ X 43 ¹³ / ₁₆
	ACW2848	29 ⁹ / ₃₂ X 53 ⁹ / ₃₂	24 ⁵ / ₈ X 47 ¹³ / ₁₆
	ACW2850	29 ⁹ / ₃₂ X 57 ⁹ / ₃₂	24 ⁵ / ₈ X 51 ¹³ / ₁₆
	ACW2854	29 ⁹ / ₃₂ X 61 ⁹ / ₃₂	24 ⁵ / ₈ X 55 ¹³ / ₁₆
	ACW2858	29 ⁹ / ₃₂ X 65 ⁹ / ₃₂	24 ⁵ / ₈ X 59 ¹³ / ₁₆
	ACW2860	29 ⁹ / ₃₂ X 69 ⁹ / ₃₂	24 ⁵ / ₈ X 63 ¹³ / ₁₆
	ACW2864	29 ⁹ / ₃₂ X 73 ⁹ / ₃₂	24 ⁵ / ₈ X 67 ¹³ / ₁₆
	ACW2868	29 ⁹ / ₃₂ X 77 ⁹ / ₃₂	24 ⁵ / ₈ X 71 ¹³ / ₁₆
	ACW2870	29 ⁹ / ₃₂ X 81 ⁹ / ₃₂	24 ⁵ / ₈ X 75 ¹³ / ₁₆
	ACW2874	29 ⁹ / ₃₂ X 85 ⁹ / ₃₂	24 ⁵ / ₈ X 79 ¹³ / ₁₆
	ACW2878	29 ⁹ / ₃₂ X 89 ⁹ / ₃₂	24 ⁵ / ₈ X 83 ¹³ / ₁₆
	ACW2880	29 ⁹ / ₃₂ X 93 ⁹ / ₃₂	24 ⁵ / ₈ X 87 ¹³ / ₁₆
210	ACW21028	31 ⁹ / ₃₂ X 29 ⁹ / ₃₂	26 ⁵ / ₈ X 23 ¹³ / ₁₆
	ACW21030	31 ⁹ / ₃₂ X 33 ⁹ / ₃₂	26 ⁵ / ₈ X 27 ¹³ / ₁₆
	ACW21034	31 ⁹ / ₃₂ X 37 ⁹ / ₃₂	26 ⁵ / ₈ X 31 ¹³ / ₁₆
	ACW21038	31 ⁹ / ₃₂ X 41 ⁹ / ₃₂	26 ⁵ / ₈ X 35 ¹³ / ₁₆
	ACW21040	31 ⁹ / ₃₂ X 45 ⁹ / ₃₂	26 ⁵ / ₈ X 39 ¹³ / ₁₆
	ACW21044	31 ⁹ / ₃₂ X 49 ⁹ / ₃₂	26 ⁵ / ₈ X 43 ¹³ / ₁₆
	ACW21048	31 ⁹ / ₃₂ X 53 ⁹ / ₃₂	26 ⁵ / ₈ X 47 ¹³ / ₁₆
	ACW21050	31 ⁹ / ₃₂ X 57 ⁹ / ₃₂	26 ⁵ / ₈ X 51 ¹³ / ₁₆
	ACW21054	31 ⁹ / ₃₂ X 61 ⁹ / ₃₂	26 ⁵ / ₈ X 55 ¹³ / ₁₆
	ACW21058	31 ⁹ / ₃₂ X 65 ⁹ / ₃₂	26 ⁵ / ₈ X 59 ¹³ / ₁₆
	ACW21060	31 ⁹ / ₃₂ X 69 ⁹ / ₃₂	26 ⁵ / ₈ X 63 ¹³ / ₁₆
	ACW21064	31 ⁹ / ₃₂ X 73 ⁹ / ₃₂	26 ⁵ / ₈ X 67 ¹³ / ₁₆
	ACW21068	31 ⁹ / ₃₂ X 77 ⁹ / ₃₂	26 ⁵ / ₈ X 71 ¹³ / ₁₆
	ACW21070	31 ⁹ / ₃₂ X 81 ⁹ / ₃₂	26 ⁵ / ₈ X 75 ¹³ / ₁₆
	ACW21074	31 ⁹ / ₃₂ X 85 ⁹ / ₃₂	26 ⁵ / ₈ X 79 ¹³ / ₁₆
	ACW21078	31 ⁹ / ₃₂ X 89 ⁹ / ₃₂	26 ⁵ / ₈ X 83 ¹³ / ₁₆
	ACW21080	31 ⁹ / ₃₂ X 93 ⁹ / ₃₂	26 ⁵ / ₈ X 87 ¹³ / ₁₆

Sash

Sash Size Table - Standard Windows			
Unit No.		Overall Sash (w x h)	Unobstructed Glass (w x h)
30	ACW3028	33 ⁹ / ₃₂ X 29 ⁹ / ₃₂	28 ⁵ / ₈ X 23 ¹³ / ₁₆
	ACW3030	33 ⁹ / ₃₂ X 33 ⁹ / ₃₂	28 ⁵ / ₈ X 27 ¹³ / ₁₆
	ACW3034	33 ⁹ / ₃₂ X 37 ⁹ / ₃₂	28 ⁵ / ₈ X 31 ¹³ / ₁₆
	ACW3038	33 ⁹ / ₃₂ X 41 ⁹ / ₃₂	28 ⁵ / ₈ X 35 ¹³ / ₁₆
	ACW3040	33 ⁹ / ₃₂ X 45 ⁹ / ₃₂	28 ⁵ / ₈ X 39 ¹³ / ₁₆
	ACW3044	33 ⁹ / ₃₂ X 49 ⁹ / ₃₂	28 ⁵ / ₈ X 43 ¹³ / ₁₆
	ACW3048	33 ⁹ / ₃₂ X 53 ⁹ / ₃₂	28 ⁵ / ₈ X 47 ¹³ / ₁₆
	ACW3050	33 ⁹ / ₃₂ X 57 ⁹ / ₃₂	28 ⁵ / ₈ X 51 ¹³ / ₁₆
	ACW3054	33 ⁹ / ₃₂ X 61 ⁹ / ₃₂	28 ⁵ / ₈ X 55 ¹³ / ₁₆
	ACW3058	33 ⁹ / ₃₂ X 65 ⁹ / ₃₂	28 ⁵ / ₈ X 59 ¹³ / ₁₆
	ACW3060	33 ⁹ / ₃₂ X 69 ⁹ / ₃₂	28 ⁵ / ₈ X 63 ¹³ / ₁₆
	ACW3064	33 ⁹ / ₃₂ X 73 ⁹ / ₃₂	28 ⁵ / ₈ X 67 ¹³ / ₁₆
	ACW3068	33 ⁹ / ₃₂ X 77 ⁹ / ₃₂	28 ⁵ / ₈ X 71 ¹³ / ₁₆
	ACW3070	33 ⁹ / ₃₂ X 81 ⁹ / ₃₂	28 ⁵ / ₈ X 75 ¹³ / ₁₆
	ACW3074	33 ⁹ / ₃₂ X 85 ⁹ / ₃₂	28 ⁵ / ₈ X 79 ¹³ / ₁₆
	ACW3078	33 ⁹ / ₃₂ X 89 ⁹ / ₃₂	28 ⁵ / ₈ X 83 ¹³ / ₁₆
	ACW3080	33 ⁹ / ₃₂ X 93 ⁹ / ₃₂	28 ⁵ / ₈ X 87 ¹³ / ₁₆
32	ACW3230	35 ⁹ / ₃₂ X 33 ⁹ / ₃₂	30 ⁵ / ₈ X 27 ¹³ / ₁₆
	ACW3234	35 ⁹ / ₃₂ X 37 ⁹ / ₃₂	30 ⁵ / ₈ X 31 ¹³ / ₁₆
	ACW3238	35 ⁹ / ₃₂ X 41 ⁹ / ₃₂	30 ⁵ / ₈ X 35 ¹³ / ₁₆
	ACW3240	35 ⁹ / ₃₂ X 45 ⁹ / ₃₂	30 ⁵ / ₈ X 39 ¹³ / ₁₆
	ACW3244	35 ⁹ / ₃₂ X 49 ⁹ / ₃₂	30 ⁵ / ₈ X 43 ¹³ / ₁₆
	ACW3248	35 ⁹ / ₃₂ X 53 ⁹ / ₃₂	30 ⁵ / ₈ X 47 ¹³ / ₁₆
	ACW3250	35 ⁹ / ₃₂ X 57 ⁹ / ₃₂	30 ⁵ / ₈ X 51 ¹³ / ₁₆
	ACW3254	35 ⁹ / ₃₂ X 61 ⁹ / ₃₂	30 ⁵ / ₈ X 55 ¹³ / ₁₆
	ACW3258	35 ⁹ / ₃₂ X 65 ⁹ / ₃₂	30 ⁵ / ₈ X 59 ¹³ / ₁₆
	ACW3260	35 ⁹ / ₃₂ X 69 ⁹ / ₃₂	30 ⁵ / ₈ X 63 ¹³ / ₁₆
	ACW3264	35 ⁹ / ₃₂ X 73 ⁹ / ₃₂	30 ⁵ / ₈ X 67 ¹³ / ₁₆
	ACW3268	35 ⁹ / ₃₂ X 77 ⁹ / ₃₂	30 ⁵ / ₈ X 71 ¹³ / ₁₆
	ACW3270	35 ⁹ / ₃₂ X 81 ⁹ / ₃₂	30 ⁵ / ₈ X 75 ¹³ / ₁₆
	ACW3274	35 ⁹ / ₃₂ X 85 ⁹ / ₃₂	30 ⁵ / ₈ X 79 ¹³ / ₁₆
	ACW3278	35 ⁹ / ₃₂ X 89 ⁹ / ₃₂	30 ⁵ / ₈ X 83 ¹³ / ₁₆
	ACW3280	35 ⁹ / ₃₂ X 93 ⁹ / ₃₂	30 ⁵ / ₈ X 87 ¹³ / ₁₆

A-Series Casement & Picture Windows (2008 to Present)

Standard, Transom and Picture Windows

Sash

Sash Size Table - Standard Windows			
Unit No.		Overall Sash (w x h)	Unobstructed Glass (w x h)
34	ACW3430	37 ⁹ / ₃₂ X 33 ⁹ / ₃₂	32 ⁵ / ₈ X 27 ¹³ / ₁₆
	ACW3434	37 ⁹ / ₃₂ X 37 ⁹ / ₃₂	32 ⁵ / ₈ X 31 ¹³ / ₁₆
	ACW3438	37 ⁹ / ₃₂ X 41 ⁹ / ₃₂	32 ⁵ / ₈ X 35 ¹³ / ₁₆
	ACW3440	37 ⁹ / ₃₂ X 45 ⁹ / ₃₂	32 ⁵ / ₈ X 39 ¹³ / ₁₆
	ACW3444	37 ⁹ / ₃₂ X 49 ⁹ / ₃₂	32 ⁵ / ₈ X 43 ¹³ / ₁₆
	ACW3448	37 ⁹ / ₃₂ X 53 ⁹ / ₃₂	32 ⁵ / ₈ X 47 ¹³ / ₁₆
	ACW3450	37 ⁹ / ₃₂ X 57 ⁹ / ₃₂	32 ⁵ / ₈ X 51 ¹³ / ₁₆
	ACW3454	37 ⁹ / ₃₂ X 61 ⁹ / ₃₂	32 ⁵ / ₈ X 55 ¹³ / ₁₆
	ACW3458	37 ⁹ / ₃₂ X 65 ⁹ / ₃₂	32 ⁵ / ₈ X 59 ¹³ / ₁₆
	ACW3460	37 ⁹ / ₃₂ X 69 ⁹ / ₃₂	32 ⁵ / ₈ X 63 ¹³ / ₁₆
	ACW3464	37 ⁹ / ₃₂ X 73 ⁹ / ₃₂	32 ⁵ / ₈ X 67 ¹³ / ₁₆
	ACW3468	37 ⁹ / ₃₂ X 77 ⁹ / ₃₂	32 ⁵ / ₈ X 71 ¹³ / ₁₆
	ACW3470	37 ⁹ / ₃₂ X 81 ⁹ / ₃₂	32 ⁵ / ₈ X 75 ¹³ / ₁₆
	ACW3474	37 ⁹ / ₃₂ X 85 ⁹ / ₃₂	32 ⁵ / ₈ X 79 ¹³ / ₁₆
	ACW3478	37 ⁹ / ₃₂ X 89 ⁹ / ₃₂	32 ⁵ / ₈ X 83 ¹³ / ₁₆
	ACW3480	37 ⁹ / ₃₂ X 93 ⁹ / ₃₂	32 ⁵ / ₈ X 87 ¹³ / ₁₆
36	ACW3634	39 ⁹ / ₃₂ X 37 ⁹ / ₃₂	34 ⁵ / ₈ X 31 ¹³ / ₁₆
	ACW3638	39 ⁹ / ₃₂ X 41 ⁹ / ₃₂	34 ⁵ / ₈ X 35 ¹³ / ₁₆
	ACW3640	39 ⁹ / ₃₂ X 45 ⁹ / ₃₂	34 ⁵ / ₈ X 39 ¹³ / ₁₆
	ACW3644	39 ⁹ / ₃₂ X 49 ⁹ / ₃₂	34 ⁵ / ₈ X 43 ¹³ / ₁₆
	ACW3648	39 ⁹ / ₃₂ X 53 ⁹ / ₃₂	34 ⁵ / ₈ X 47 ¹³ / ₁₆
	ACW3650	39 ⁹ / ₃₂ X 57 ⁹ / ₃₂	34 ⁵ / ₈ X 51 ¹³ / ₁₆
	ACW3654	39 ⁹ / ₃₂ X 61 ⁹ / ₃₂	34 ⁵ / ₈ X 55 ¹³ / ₁₆
	ACW3658	39 ⁹ / ₃₂ X 65 ⁹ / ₃₂	34 ⁵ / ₈ X 59 ¹³ / ₁₆
	ACW3660	39 ⁹ / ₃₂ X 69 ⁹ / ₃₂	34 ⁵ / ₈ X 63 ¹³ / ₁₆
	ACW3664	39 ⁹ / ₃₂ X 73 ⁹ / ₃₂	34 ⁵ / ₈ X 67 ¹³ / ₁₆
	ACW3668	39 ⁹ / ₃₂ X 77 ⁹ / ₃₂	34 ⁵ / ₈ X 71 ¹³ / ₁₆
	ACW3670	39 ⁹ / ₃₂ X 81 ⁹ / ₃₂	34 ⁵ / ₈ X 75 ¹³ / ₁₆
	ACW3674	39 ⁹ / ₃₂ X 85 ⁹ / ₃₂	34 ⁵ / ₈ X 79 ¹³ / ₁₆
	ACW3678	39 ⁹ / ₃₂ X 89 ⁹ / ₃₂	34 ⁵ / ₈ X 83 ¹³ / ₁₆
	ACW3680	39 ⁹ / ₃₂ X 93 ⁹ / ₃₂	34 ⁵ / ₈ X 87 ¹³ / ₁₆

Sash

Sash Size Table - Standard Windows			
Unit No.		Overall Sash (w x h)	Unobstructed Glass (w x h)
38	ACW3834	41 ⁹ / ₃₂ X 37 ⁹ / ₃₂	36 ⁵ / ₈ X 31 ¹³ / ₁₆
	ACW3838	41 ⁹ / ₃₂ X 41 ⁹ / ₃₂	36 ⁵ / ₈ X 35 ¹³ / ₁₆
	ACW3840	41 ⁹ / ₃₂ X 45 ⁹ / ₃₂	36 ⁵ / ₈ X 39 ¹³ / ₁₆
	ACW3844	41 ⁹ / ₃₂ X 49 ⁹ / ₃₂	36 ⁵ / ₈ X 43 ¹³ / ₁₆
	ACW3848	41 ⁹ / ₃₂ X 53 ⁹ / ₃₂	36 ⁵ / ₈ X 47 ¹³ / ₁₆
	ACW3850	41 ⁹ / ₃₂ X 57 ⁹ / ₃₂	36 ⁵ / ₈ X 51 ¹³ / ₁₆
	ACW3854	41 ⁹ / ₃₂ X 61 ⁹ / ₃₂	36 ⁵ / ₈ X 55 ¹³ / ₁₆
	ACW3858	41 ⁹ / ₃₂ X 65 ⁹ / ₃₂	36 ⁵ / ₈ X 59 ¹³ / ₁₆
	ACW3860	41 ⁹ / ₃₂ X 69 ⁹ / ₃₂	36 ⁵ / ₈ X 63 ¹³ / ₁₆
	ACW3864	41 ⁹ / ₃₂ X 73 ⁹ / ₃₂	36 ⁵ / ₈ X 67 ¹³ / ₁₆
	ACW3868	41 ⁹ / ₃₂ X 77 ⁹ / ₃₂	36 ⁵ / ₈ X 71 ¹³ / ₁₆
	ACW3870	41 ⁹ / ₃₂ X 81 ⁹ / ₃₂	36 ⁵ / ₈ X 75 ¹³ / ₁₆
	ACW3874	41 ⁹ / ₃₂ X 85 ⁹ / ₃₂	36 ⁵ / ₈ X 79 ¹³ / ₁₆
	ACW3878	41 ⁹ / ₃₂ X 89 ⁹ / ₃₂	36 ⁵ / ₈ X 83 ¹³ / ₁₆
	ACW3880	41 ⁹ / ₃₂ X 93 ⁹ / ₃₂	36 ⁵ / ₈ X 87 ¹³ / ₁₆
310	ACW31038	43 ⁹ / ₃₂ X 41 ⁹ / ₃₂	38 ⁵ / ₈ X 35 ¹³ / ₁₆
	ACW31040	43 ⁹ / ₃₂ X 45 ⁹ / ₃₂	38 ⁵ / ₈ X 39 ¹³ / ₁₆
	ACW31044	43 ⁹ / ₃₂ X 49 ⁹ / ₃₂	38 ⁵ / ₈ X 43 ¹³ / ₁₆
	ACW31048	43 ⁹ / ₃₂ X 53 ⁹ / ₃₂	38 ⁵ / ₈ X 47 ¹³ / ₁₆
	ACW31050	43 ⁹ / ₃₂ X 57 ⁹ / ₃₂	38 ⁵ / ₈ X 51 ¹³ / ₁₆
	ACW31054	43 ⁹ / ₃₂ X 61 ⁹ / ₃₂	38 ⁵ / ₈ X 55 ¹³ / ₁₆
	ACW31058	43 ⁹ / ₃₂ X 65 ⁹ / ₃₂	38 ⁵ / ₈ X 59 ¹³ / ₁₆
	ACW31060	43 ⁹ / ₃₂ X 69 ⁹ / ₃₂	38 ⁵ / ₈ X 63 ¹³ / ₁₆
	ACW31064	43 ⁹ / ₃₂ X 73 ⁹ / ₃₂	38 ⁵ / ₈ X 67 ¹³ / ₁₆
	ACW31068	43 ⁹ / ₃₂ X 77 ⁹ / ₃₂	38 ⁵ / ₈ X 71 ¹³ / ₁₆
	ACW31070	43 ⁹ / ₃₂ X 81 ⁹ / ₃₂	38 ⁵ / ₈ X 75 ¹³ / ₁₆
	ACW31074	43 ⁹ / ₃₂ X 85 ⁹ / ₃₂	38 ⁵ / ₈ X 79 ¹³ / ₁₆
	ACW31078	43 ⁹ / ₃₂ X 89 ⁹ / ₃₂	38 ⁵ / ₈ X 83 ¹³ / ₁₆
	ACW31080	43 ⁹ / ₃₂ X 93 ⁹ / ₃₂	38 ⁵ / ₈ X 87 ¹³ / ₁₆

A-Series Casement & Picture Windows (2008 to Present)

Standard, Transom and Picture Windows

Sash

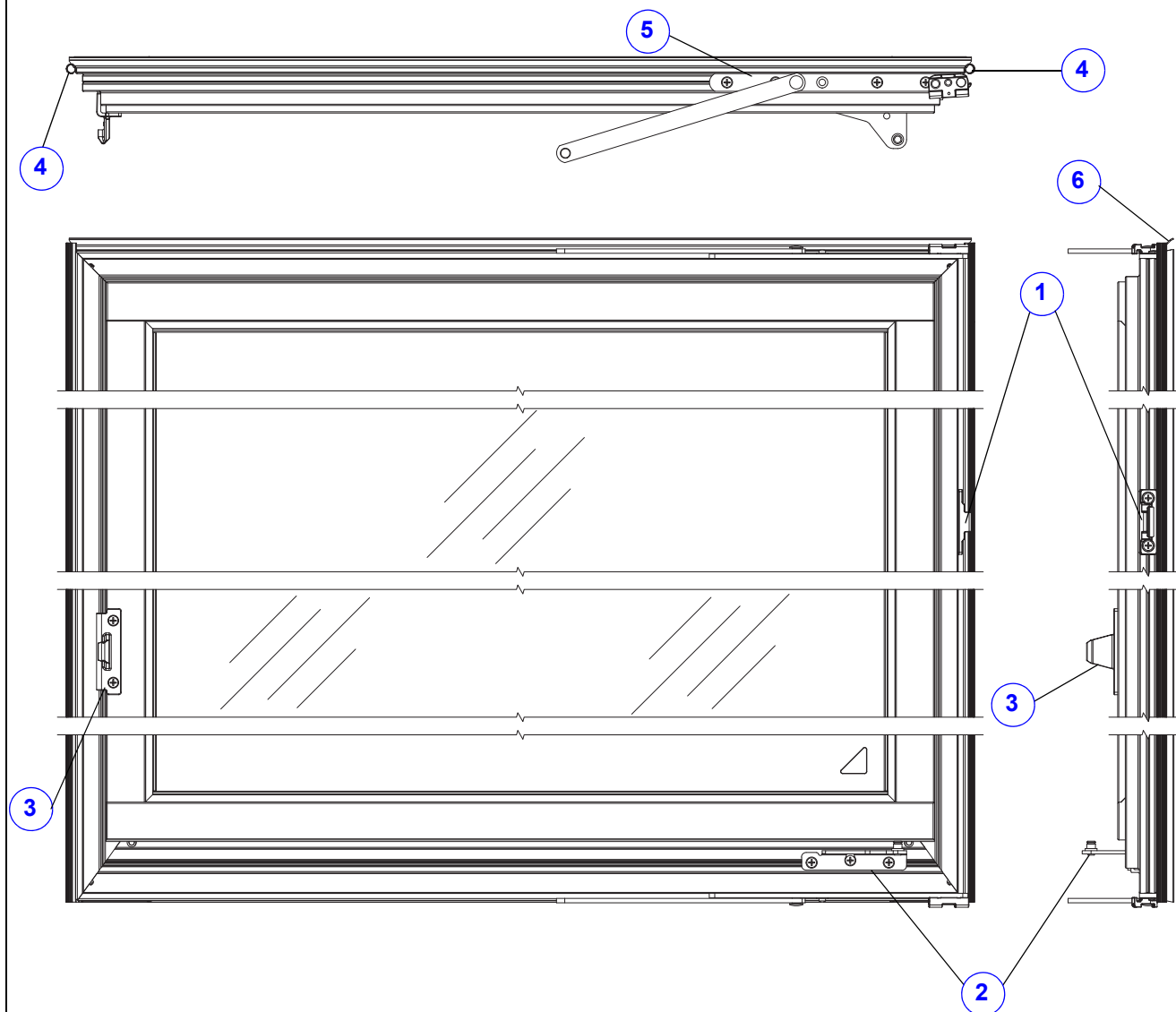
Sash Size Table - Standard Windows			
Unit No.		Overall Sash (w x h)	Unobstructed Glass (w x h)
40	ACW4038	45 ⁹ / ₃₂ X 41 ⁹ / ₃₂	40 ⁵ / ₈ X 35 ¹³ / ₁₆
	ACW4040	45 ⁹ / ₃₂ X 45 ⁹ / ₃₂	40 ⁵ / ₈ X 39 ¹³ / ₁₆
	ACW4044	45 ⁹ / ₃₂ X 49 ⁹ / ₃₂	40 ⁵ / ₈ X 43 ¹³ / ₁₆
	ACW4048	45 ⁹ / ₃₂ X 53 ⁹ / ₃₂	40 ⁵ / ₈ X 47 ¹³ / ₁₆
	ACW4050	45 ⁹ / ₃₂ X 57 ⁹ / ₃₂	40 ⁵ / ₈ X 51 ¹³ / ₁₆
	ACW4054	45 ⁹ / ₃₂ X 61 ⁹ / ₃₂	40 ⁵ / ₈ X 55 ¹³ / ₁₆
	ACW4058	45 ⁹ / ₃₂ X 65 ⁹ / ₃₂	40 ⁵ / ₈ X 59 ¹³ / ₁₆
	ACW4060	45 ⁹ / ₃₂ X 69 ⁹ / ₃₂	40 ⁵ / ₈ X 63 ¹³ / ₁₆
	ACW4064	45 ⁹ / ₃₂ X 73 ⁹ / ₃₂	40 ⁵ / ₈ X 67 ¹³ / ₁₆
	ACW4068	45 ⁹ / ₃₂ X 77 ⁹ / ₃₂	40 ⁵ / ₈ X 71 ¹³ / ₁₆
	ACW4070	45 ⁹ / ₃₂ X 81 ⁹ / ₃₂	40 ⁵ / ₈ X 75 ¹³ / ₁₆
	ACW4074	45 ⁹ / ₃₂ X 85 ⁹ / ₃₂	40 ⁵ / ₈ X 79 ¹³ / ₁₆
	ACW4078	45 ⁹ / ₃₂ X 89 ⁹ / ₃₂	40 ⁵ / ₈ X 83 ¹³ / ₁₆
	ACW4080	45 ⁹ / ₃₂ X 93 ⁹ / ₃₂	40 ⁵ / ₈ X 87 ¹³ / ₁₆

Sash

Sash Illustration - Split Arm

Note:

See current sash [Product Details](#).



1. [Snubber](#)
2. [Split Arm Bracket](#)
3. [Keeper](#)
4. [Bulb Weatherstrip Waterbar](#) (Side)
5. [Hinge](#)
6. [Leaf Weatherstrip Waterbar](#) (Top)

Sash w/Split Arm Hardware

A-Series Casement & Picture Windows (2008 to Present)

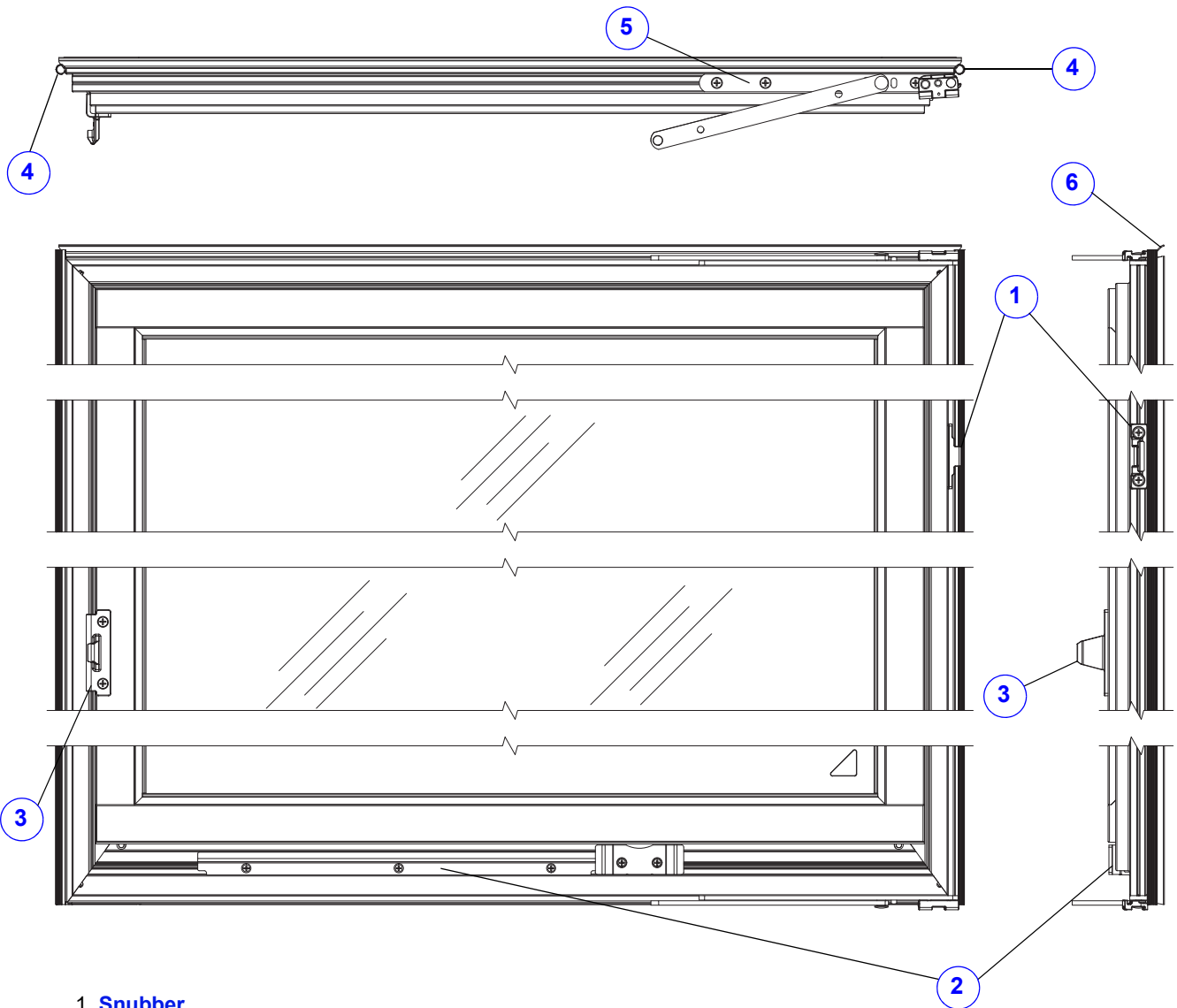
Standard, Transom and Picture Windows

Sash

Sash Illustration - Straight Arm

Note:

See current sash [Product Details](#).



1. [Snubber](#)
2. [Straight Arm Track](#)
3. [Keeper](#)
4. [Bulb Weatherstrip Waterbar](#) (Side)
5. [Hinge](#)
6. [Leaf Weatherstrip Waterbar](#) (Top)

Sash w/Straight Arm Hardware

Sash

Sash Options

Note:

See [Service Guide 9001738](#) for stationary sash replacement.



See [Service Guide 9001740](#) for venting sash with split arm replacement.

See [Service Guide 9001739](#) for venting sash with straight arm replacement.


See current sash [Product Details](#).

1" glazing uses triple pane glass and art glass only. All other glazing options are 3/4".

Sash - Standard Window



Low-E4® PassiveSun® glass with HeatLock™ technology



TEMPERED GLASS
16 CFR 1201.1
ANSI Z97.1 2009
SGCC XXXX
CIG-XX Xmm MM/DD/YR
CAN/CGSB 12.1-M90

Exterior color options:

White	Canvas	Dove Gray
Terratone®	Prairie Grass	Red Rock
Sandtone	Cocoa Bean	Black
Forest Green	Dark Bronze	

Interior species/finish/color options:

Pine	Maple	Oak	Mahogany
Douglas Fir	Cherry		
Unfinished	Russet	Espresso	Clear Coat
Honey	Cinnamon	Mocha	
White-Painted	Birch Bark	Primed	Sandtone
Canvas	Terratone®	Forest Green	Dove Gray
Prairie Grass	Cocoa Bean	Red Rock	Dark Bronze
Black			

Glass options: (See Logo/Etching examples)

3/4"		1"
Low-E4®	Low-E4® HeatLock	Low-E4® Triple-Pane
Low-E4® Smart-Sun™	Low-E4® Smart-Sun HeatLock	Low-E4® Smart-Sun Triple-Pane
Low-E4® Passive Sun	Low-E4® Sun Heat-Lock	Low-E4® Enhanced Triple-Pane
Low-E4® Sun	Low-E4® HeatLock Tempered	Low-E4® Smart-Sun Enhanced Triple-Pane
Low-E4® Passive Sun Heatlock	Obscure	Low-E4® Enhanced Triple-Pane Heat-Lock
Low-E4® Tempered	Cascade	Low-E4® Smart-Sun Enhanced Triple-Pane HeatLock
Low-E4® SmartSun Tempered	Reed	Art Glass
Fern		

To order, state:

Product ID (from product label), see [Service Guide 9051877](#))

OR

1. Unit or frame size (ACW XXXX or frame W x H dimensions)
2. Description of part (Sash)
3. Sash handing (Right, Left, or Stationary)
4. Exterior color of sash to be replaced
5. Interior wood species/finish/color of sash to be replaced
6. Glazing type

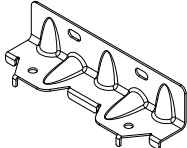
A-Series Casement & Picture Windows (2008 to Present)

Standard, Transom and Picture Windows


Sash

Sash Parts

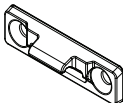
Stationary Sash Bracket Kit (October 2012 - Present)

	Kit Includes: (5) Brackets (20) Screws Service Guide 9001738.	Order No.
		9177141

Stationary Sash Bracket Kit (2008 - September 2012)

	Kit Includes: (10) Brackets (20) Screws Service Guide 9001738.	Order No.
		9019483

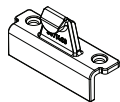
Snubber Kit Ref. No. 1 [page 22](#) and [page 23](#)

	Kit Includes: (2) Snubbers (4) Screws	Gray
		9070857

Screw - Snubber

	Note: #7 X .750, PH FH, 18-8 SS	Order No.
		9003134

Keeper Kit

	Kit Includes: (1) Keeper (2) Screws View lock in hardware section page 51.	Gray
		9019485

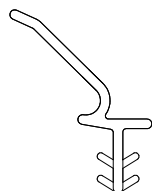
Screw - Keeper

	Note: #7 X 1 1/16 XTYPE 17 430 SS	Order No.
		9177142

Sash

Weatherstrip

Leaf Weatherstrip - Waterbar Ref. No. 6 [page 22](#) and [page 23](#)

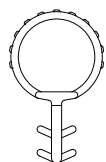

Note:

Waterbar is pressure fit. Replacement waterbars are made to order.

To order, state:

1. Unit or frame size (ACW xxxx or frame width and height dimension)
2. Description of part (waterbar rail)
3. Color (white, canvas or gray)
4. Product ID (from product label), see [Service Guide 9051877](#).

Bulb Weatherstrip - Waterbar / Exterior Ref. No. 4 [page 22](#) and [page 23](#)


Note:

Ships as 8' length. Replaces all vintage side weatherstrip.

Color	Order No.
White	9143805
Canvas	9143806
Gray	9143807

A-Series Casement & Picture Windows (2008 to Present)

Standard, Transom and Picture Windows

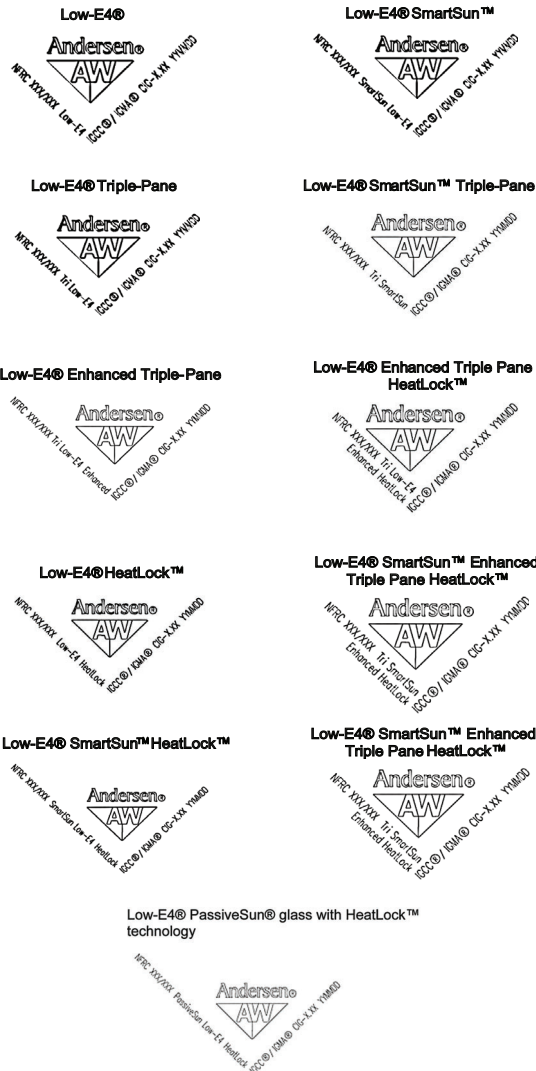
Glass

Glass - Picture Windows

Note:

Replacement glass for standard and custom-sized picture windows is made to order. Stops may also need to be ordered.
See [Service Guide 9001736](#).

Glass - Picture Window



TEMPERED
NA
160R 120 11
ANSI Z97.1 2006
SGCC XXXX
CIG-XX Xmm MM/DD/YR
CAN/CGSB 12.1-M90

Glass options: (See Logo/Etching examples):

3/4"		1"
Low-E4®	Low-E4® HeatLock	Low-E4® Triple-Pane
Low-E4® Smart-Sun™	Low-E4® Smart-Sun HeatLock	Low-E4® Smart-Sun Triple-Pane
Low-E4® Passive Sun	Low-E4® Sun Heat-Lock	Low-E4® Enhanced Triple-Pane
Low-E4® Sun	Low-E4® HeatLock Tempered	Low-E4® Smart-Sun Enhanced Triple-Pane
Low-E4® Passive Sun Heatlock	Obscure	Low-E4® Enhanced Triple-Pane Heat-Lock
Low-E4® Tempered	Cascade	Low-E4® Smart-Sun Enhanced Triple-Pane HeatLock
Low-E4® SmartSun	Reed	Art Glass
Fern		

To order, state:

Product ID (from product label), see [Service Guide 9051877](#)

OR

1. Unit or frame size (ACW XXXX or frame W x H dimensions)
2. Description of part (Glass, Glazing Type)

Insect Screens

Insect Screen - TruScene® Screens

Note:

TruScene® Insect Screens are available in six wood species and six stain colors. Replacement screen for standard and custom sized casement window is made to order.

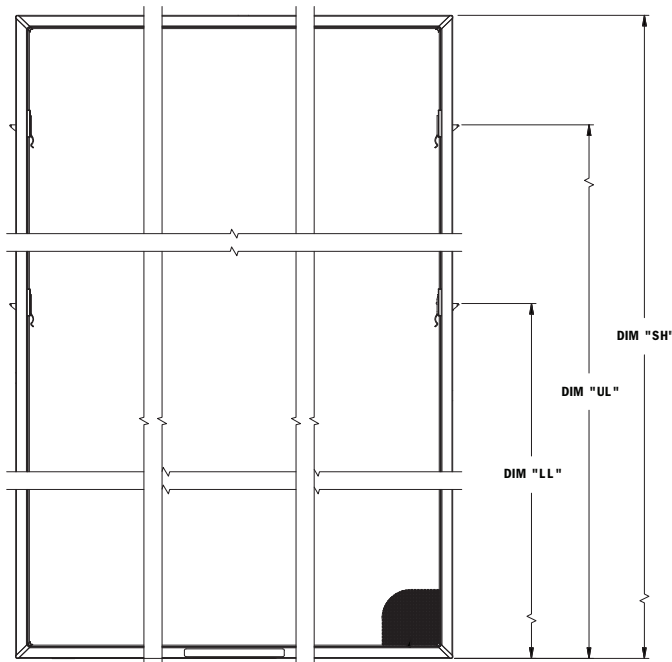

Interior Finish Options:

Pine	Cherry (Not Shown)	Clear Coat	Honey
Oak	Mahogany (Not Shown)	Cinnamon	Russet
Maple	Douglas Fir (Not Shown)	Mocha	Espresso

To order, state:

1. Description of part (TruScene® Insect Screen)
2. Product ID (from product label), see [Service Guide 9051877](#))

Insect Screens - Dimensions to Wing Blade



CUSTOM	77.934 AND ABOVE	23.170	SH- 23.142
CUSTOM	65.934 TO 77.933	17.170	SH- 17.142
CUSTOM	57.933 TO 65.933	29.170	NA
CUSTOM	49.933 TO 57.932	23.170	NA
CUSTOM	37.933 TO 49.932	17.170	NA
CUSTOM	UP TO 37.932	10.545	NA
ACWXX80	89.933	23.170	66.791
ACWXX78	85.933	23.170	62.791
ACWXX74	81.933	23.170	58.791
ACWXX70	77.933	17.170	60.791
ACWXX68	73.933	17.170	56.791
ACWXX64	69.933	17.170	52.791
ACWXX60	65.933	29.170	NA
ACWXX58	61.933	29.170	NA
ACWXX54	57.933	29.170	NA
ACWXX50	53.933	23.170	NA
ACWXX48	49.933	23.170	NA
ACWXX44	45.933	17.170	NA
ACWXX40	41.933	17.170	NA
ACWXX38	37.933	17.170	NA
ACWXX34	33.933	10.545	NA
ACWXX30	29.933	10.545	NA
ACWXX28	25.933	10.545	NA
ACWXX24	21.933	10.545	NA
ACWXX20	17.933	10.545	NA
SIZE DES	DIM "SH"	DIM "LL"	DIM "UL"

SCREEN HEIGHT	
ACW40XX	42.902
ACW310XX	40.902
ACW38XX	38.902
ACW36XX	36.902
ACW34XX	34.902
ACW32XX	32.902
ACW30XX	30.902
ACW210XX	28.902
ACW28XX	26.902
ACW26XX	24.902
ACW24XX	22.902
ACW20XX	18.902
ACW18XX	14.902
SIZE DES	DIM "SW"

A-Series Casement & Picture Windows (2008 to Present)

Standard, Transom and Picture Windows

Insect Screens

Insect Screen - Standard Screens

Insect Screen - Standard Screens					
Unit No.		Dimensions (w x h)	White	Stone	Gold Dust
18	ACW1820	14 ²⁹ / ₃₂ X 17 ¹⁵ / ₁₆	By description	By description	By description
	ACW1824	14 ²⁹ / ₃₂ X 21 ¹⁵ / ₁₆	By description	By description	By description
	ACW1828	14 ²⁹ / ₃₂ X 25 ¹⁵ / ₁₆	By description	By description	By description
	ACW1830	14 ²⁹ / ₃₂ X 29 ¹⁵ / ₁₆	By description	By description	By description
	ACW1834	14 ²⁹ / ₃₂ X 33 ¹⁵ / ₁₆	By description	By description	By description
	ACW1838	14 ²⁹ / ₃₂ X 37 ¹⁵ / ₁₆	By description	By description	By description
	ACW1840	14 ²⁹ / ₃₂ X 41 ¹⁵ / ₁₆	By description	By description	By description
	ACW1844	14 ²⁹ / ₃₂ X 45 ¹⁵ / ₁₆	By description	By description	By description
	ACW1848	14 ²⁹ / ₃₂ X 49 ¹⁵ / ₁₆	By description	By description	By description
	ACW1850	14 ²⁹ / ₃₂ X 53 ¹⁵ / ₁₆	By description	By description	By description
	ACW1854	14 ²⁹ / ₃₂ X 57 ¹⁵ / ₁₆	By description	By description	By description
	ACW1858	14 ²⁹ / ₃₂ X 61 ¹⁵ / ₁₆	By description	By description	By description
	ACW1860	14 ²⁹ / ₃₂ X 65 ¹⁵ / ₁₆	By description	By description	By description
	ACW1864	14 ²⁹ / ₃₂ X 69 ¹⁵ / ₁₆	By description	By description	By description
	ACW1868	14 ²⁹ / ₃₂ X 73 ¹⁵ / ₁₆	By description	By description	By description
	ACW1870	14 ²⁹ / ₃₂ X 77 ¹⁵ / ₁₆	By description	By description	By description
	ACW1874	14 ²⁹ / ₃₂ X 81 ¹⁵ / ₁₆	By description	By description	By description
	ACW1878	14 ²⁹ / ₃₂ X 85 ¹⁵ / ₁₆	By description	By description	By description
	ACW1880	14 ²⁹ / ₃₂ X 89 ¹⁵ / ₁₆	By description	By description	By description

Insect Screens

Insect Screen - Standard Screens					
Unit No.		Dimensions (w x h)	White	Stone	Gold Dust
20	ACW2020	18 ²⁹ / ₃₂ X 17 ¹⁵ / ₁₆	By description	By description	By description
	ACW2024	18 ²⁹ / ₃₂ X 21 ¹⁵ / ₁₆	By description	By description	By description
	ACW2028	18 ²⁹ / ₃₂ X 25 ¹⁵ / ₁₆	By description	By description	By description
	ACW2030	18 ²⁹ / ₃₂ X 29 ¹⁵ / ₁₆	0400701	0400801	0400601
	ACW2034	18 ²⁹ / ₃₂ X 33 ¹⁵ / ₁₆	0400702	0400802	0400602
	ACW2038	18 ²⁹ / ₃₂ X 37 ¹⁵ / ₁₆	By description	By description	By description
	ACW2040	18 ²⁹ / ₃₂ X 41 ¹⁵ / ₁₆	By description	By description	By description
	ACW2044	18 ²⁹ / ₃₂ X 45 ¹⁵ / ₁₆	By description	By description	By description
	ACW2048	18 ²⁹ / ₃₂ X 49 ¹⁵ / ₁₆	By description	By description	By description
	ACW2050	18 ²⁹ / ₃₂ X 53 ¹⁵ / ₁₆	By description	By description	By description
	ACW2054	18 ²⁹ / ₃₂ X 57 ¹⁵ / ₁₆	By description	By description	By description
	ACW2058	18 ²⁹ / ₃₂ X 61 ¹⁵ / ₁₆	By description	By description	By description
	ACW2060	18 ²⁹ / ₃₂ X 65 ¹⁵ / ₁₆	By description	By description	By description
	ACW2064	18 ²⁹ / ₃₂ X 69 ¹⁵ / ₁₆	By description	By description	By description
	ACW2068	18 ²⁹ / ₃₂ X 73 ¹⁵ / ₁₆	By description	By description	By description
	ACW2070	18 ²⁹ / ₃₂ X 77 ¹⁵ / ₁₆	By description	By description	By description
	ACW2074	18 ²⁹ / ₃₂ X 81 ¹⁵ / ₁₆	By description	By description	By description
	ACW2078	18 ²⁹ / ₃₂ X 89 ¹⁵ / ₁₆	By description	By description	By description
	ACW2080	18 ²⁹ / ₃₂ X 89 ¹⁵ / ₁₆	By description	By description	By description

A-Series Casement & Picture Windows (2008 to Present)

Standard, Transom and Picture Windows

Insect Screens

Insect Screen - Standard Screens					
Unit No.		Dimensions (w x h)	White	Stone	Gold Dust
24	ACW2420	22 ²⁹ / ₃₂ X 17 ¹⁵ / ₁₆	By description	By description	By description
	ACW2424	22 ²⁹ / ₃₂ X 21 ¹⁵ / ₁₆	By description	By description	By description
	ACW2428	22 ²⁹ / ₃₂ X 25 ¹⁵ / ₁₆	By description	By description	By description
	ACW2430	22 ²⁹ / ₃₂ X 29 ¹⁵ / ₁₆	By description	By description	By description
	ACW2434	22 ²⁹ / ₃₂ X 33 ¹⁵ / ₁₆	0400703	0400803	0400603
	ACW2438	22 ²⁹ / ₃₂ X 37 ¹⁵ / ₁₆	0400705	0400805	0400605
	ACW2440	22 ²⁹ / ₃₂ X 41 ¹⁵ / ₁₆	0400706	0400806	0400606
	ACW2444	22 ²⁹ / ₃₂ X 45 ¹⁵ / ₁₆	0400707	0400807	0400607
	ACW2448	22 ²⁹ / ₃₂ X 49 ¹⁵ / ₁₆	0400708	0400808	0400608
	ACW2450	22 ²⁹ / ₃₂ X 53 ¹⁵ / ₁₆	0400709	0400809	0400609
	ACW2454	22 ²⁹ / ₃₂ X 57 ¹⁵ / ₁₆	0400710	0400810	0400610
	ACW2458	22 ²⁹ / ₃₂ X 61 ¹⁵ / ₁₆	By description	By description	By description
	ACW2460	22 ²⁹ / ₃₂ X 65 ¹⁵ / ₁₆	0400711	0400811	0400611
	ACW2464	22 ²⁹ / ₃₂ X 69 ¹⁵ / ₁₆	By description	By description	By description
	ACW2468	22 ²⁹ / ₃₂ X 73 ¹⁵ / ₁₆	By description	By description	By description
	ACW2470	22 ²⁹ / ₃₂ X 77 ¹⁵ / ₁₆	By description	By description	By description
	ACW2474	22 ²⁹ / ₃₂ X 81 ¹⁵ / ₁₆	By description	By description	By description
	ACW2478	22 ²⁹ / ₃₂ X 85 ¹⁵ / ₁₆	By description	By description	By description
	ACW2480	22 ²⁹ / ₃₂ X 89 ¹⁵ / ₁₆	By description	By description	By description

Insect Screens

Insect Screen - Standard Screens					
Unit No.		Dimensions (w x h)	White	Stone	Gold Dust
26	ACW2624	24 ²⁹ / ₃₂ X 21 ¹⁵ / ₁₆	By description	By description	By description
	ACW2628	24 ²⁹ / ₃₂ X 25 ¹⁵ / ₁₆	By description	By description	By description
	ACW2630	24 ²⁹ / ₃₂ X 29 ¹⁵ / ₁₆	By description	By description	By description
	ACW2634	24 ²⁹ / ₃₂ X 33 ¹⁵ / ₁₆	0400712	0400812	0400612
	ACW2638	24 ²⁹ / ₃₂ X 37 ¹⁵ / ₁₆	0400714	0400814	0400614
	ACW2640	24 ²⁹ / ₃₂ X 41 ¹⁵ / ₁₆	0400715	0400815	0400615
	ACW2644	24 ²⁹ / ₃₂ X 45 ¹⁵ / ₁₆	0400716	0400816	0400616
	ACW2648	24 ²⁹ / ₃₂ X 49 ¹⁵ / ₁₆	0400717	0400817	0400617
	ACW2650	24 ²⁹ / ₃₂ X 53 ¹⁵ / ₁₆	0400718	0400818	0400618
	ACW2654	24 ²⁹ / ₃₂ X 57 ¹⁵ / ₁₆	0400719	0400819	0400619
	ACW2658	24 ²⁹ / ₃₂ X 61 ¹⁵ / ₁₆	By description	By description	By description
	ACW2660	24 ²⁹ / ₃₂ X 65 ¹⁵ / ₁₆	0400720	0400820	0400620
	ACW2664	24 ²⁹ / ₃₂ X 69 ¹⁵ / ₁₆	By description	By description	By description
	ACW2668	24 ²⁹ / ₃₂ X 73 ¹⁵ / ₁₆	By description	By description	By description
	ACW2670	24 ²⁹ / ₃₂ X 77 ¹⁵ / ₁₆	By description	By description	By description
	ACW2674	24 ²⁹ / ₃₂ X 81 ¹⁵ / ₁₆	By description	By description	By description
	ACW2678	24 ²⁹ / ₃₂ X 85 ¹⁵ / ₁₆	By description	By description	By description
	ACW2680	24 ²⁹ / ₃₂ X 89 ¹⁵ / ₁₆	By description	By description	By description

A-Series Casement & Picture Windows (2008 to Present)

Standard, Transom and Picture Windows

Insect Screens

Insect Screen - Standard Screens					
Unit No.		Dimensions (w x h)	White	Stone	Gold Dust
28	ACW2824	26 ²⁹ / ₃₂ X 21 ¹⁵ / ₁₆	By description	By description	By description
	ACW2828	26 ²⁹ / ₃₂ X 25 ¹⁵ / ₁₆	By description	By description	By description
	ACW2830	26 ²⁹ / ₃₂ X 29 ¹⁵ / ₁₆	By description	By description	By description
	ACW2834	26 ²⁹ / ₃₂ X 33 ¹⁵ / ₁₆	By description	By description	By description
	ACW2838	26 ²⁹ / ₃₂ X 37 ¹⁵ / ₁₆	By description	By description	By description
	ACW2840	26 ²⁹ / ₃₂ X 41 ¹⁵ / ₁₆	By description	By description	By description
	ACW2844	26 ²⁹ / ₃₂ X 45 ¹⁵ / ₁₆	By description	By description	By description
	ACW2848	26 ²⁹ / ₃₂ X 49 ¹⁵ / ₁₆	By description	By description	By description
	ACW2850	26 ²⁹ / ₃₂ X 53 ¹⁵ / ₁₆	By description	By description	By description
	ACW2854	26 ²⁹ / ₃₂ X 57 ¹⁵ / ₁₆	By description	By description	By description
	ACW2858	26 ²⁹ / ₃₂ X 61 ¹⁵ / ₁₆	By description	By description	By description
	ACW2860	26 ²⁹ / ₃₂ X 65 ¹⁵ / ₁₆	By description	By description	By description
	ACW2864	26 ²⁹ / ₃₂ X 69 ¹⁵ / ₁₆	By description	By description	By description
	ACW2868	26 ²⁹ / ₃₂ X 73 ¹⁵ / ₁₆	By description	By description	By description
	ACW2870	26 ²⁹ / ₃₂ X 77 ¹⁵ / ₁₆	By description	By description	By description
	ACW2874	26 ²⁹ / ₃₂ X 81 ¹⁵ / ₁₆	By description	By description	By description
	ACW2878	26 ²⁹ / ₃₂ X 85 ¹⁵ / ₁₆	By description	By description	By description
	ACW2880	26 ²⁹ / ₃₂ X 89 ¹⁵ / ₁₆	By description	By description	By description
210	ACW21028	28 ²⁹ / ₃₂ X 25 ¹⁵ / ₁₆	By description	By description	By description
	ACW21030	28 ²⁹ / ₃₂ X 29 ¹⁵ / ₁₆	By description	By description	By description
	ACW21034	28 ²⁹ / ₃₂ X 33 ¹⁵ / ₁₆	By description	By description	By description
	ACW21038	28 ²⁹ / ₃₂ X 37 ¹⁵ / ₁₆	By description	By description	By description
	ACW21040	28 ²⁹ / ₃₂ X 41 ¹⁵ / ₁₆	By description	By description	By description
	ACW21044	28 ²⁹ / ₃₂ X 45 ¹⁵ / ₁₆	By description	By description	By description
	ACW21048	28 ²⁹ / ₃₂ X 49 ¹⁵ / ₁₆	By description	By description	By description
	ACW21050	28 ²⁹ / ₃₂ X 53 ¹⁵ / ₁₆	By description	By description	By description
	ACW21054	28 ²⁹ / ₃₂ X 57 ¹⁵ / ₁₆	By description	By description	By description
	ACW21058	28 ²⁹ / ₃₂ X 61 ¹⁵ / ₁₆	By description	By description	By description
	ACW21060	28 ²⁹ / ₃₂ X 65 ¹⁵ / ₁₆	By description	By description	By description
	ACW21064	28 ²⁹ / ₃₂ X 69 ¹⁵ / ₁₆	By description	By description	By description
	ACW21068	28 ²⁹ / ₃₂ X 73 ¹⁵ / ₁₆	By description	By description	By description
	ACW21070	28 ²⁹ / ₃₂ X 77 ¹⁵ / ₁₆	By description	By description	By description
	ACW21074	28 ²⁹ / ₃₂ X 81 ¹⁵ / ₁₆	By description	By description	By description
	ACW21078	28 ²⁹ / ₃₂ X 85 ¹⁵ / ₁₆	By description	By description	By description
	ACW21080	28 ²⁹ / ₃₂ X 89 ¹⁵ / ₁₆	By description	By description	By description

Insect Screens

Insect Screen - Standard Screens					
Unit No.		Dimensions (w x h)	White	Stone	Gold Dust
30	ACW3028	30 ²⁹ / ₃₂ X 25 ¹⁵ / ₁₆	By description	By description	By description
	ACW3030	30 ²⁹ / ₃₂ X 29 ¹⁵ / ₁₆	By description	By description	By description
	ACW3034	30 ²⁹ / ₃₂ X 33 ¹⁵ / ₁₆	By description	By description	By description
	ACW3038	30 ²⁹ / ₃₂ X 37 ¹⁵ / ₁₆	By description	By description	By description
	ACW3040	30 ²⁹ / ₃₂ X 41 ¹⁵ / ₁₆	0400721	0400821	0400621
	ACW3044	30 ²⁹ / ₃₂ X 45 ¹⁵ / ₁₆	0400722	0400822	0400622
	ACW3048	30 ²⁹ / ₃₂ X 49 ¹⁵ / ₁₆	0400723	0400823	0400623
	ACW3050	30 ²⁹ / ₃₂ X 53 ¹⁵ / ₁₆	0400724	0400824	0400624
	ACW3054	30 ²⁹ / ₃₂ X 57 ¹⁵ / ₁₆	By description	By description	By description
	ACW3058	30 ²⁹ / ₃₂ X 61 ¹⁵ / ₁₆	By description	By description	By description
	ACW3060	30 ²⁹ / ₃₂ X 65 ¹⁵ / ₁₆	0400725	0400825	0400625
	ACW3064	30 ²⁹ / ₃₂ X 69 ¹⁵ / ₁₆	By description	By description	By description
	ACW3068	30 ²⁹ / ₃₂ X 73 ¹⁵ / ₁₆	By description	By description	By description
	ACW3070	30 ²⁹ / ₃₂ X 77 ¹⁵ / ₁₆	By description	By description	By description
	ACW3074	30 ²⁹ / ₃₂ X 81 ¹⁵ / ₁₆	By description	By description	By description
	ACW3078	30 ²⁹ / ₃₂ X 85 ¹⁵ / ₁₆	By description	By description	By description
	ACW3080	30 ²⁹ / ₃₂ X 89 ¹⁵ / ₁₆	By description	By description	By description
32	ACW3230	32 ²⁹ / ₃₂ X 29 ¹⁵ / ₁₆	By description	By description	By description
	ACW3234	32 ²⁹ / ₃₂ X 33 ¹⁵ / ₁₆	By description	By description	By description
	ACW3238	32 ²⁹ / ₃₂ X 37 ¹⁵ / ₁₆	By description	By description	By description
	ACW3240	32 ²⁹ / ₃₂ X 41 ¹⁵ / ₁₆	By description	By description	By description
	ACW3244	32 ²⁹ / ₃₂ X 45 ¹⁵ / ₁₆	By description	By description	By description
	ACW3248	32 ²⁹ / ₃₂ X 49 ¹⁵ / ₁₆	By description	By description	By description
	ACW3250	32 ²⁹ / ₃₂ X 53 ¹⁵ / ₁₆	By description	By description	By description
	ACW3254	32 ²⁹ / ₃₂ X 57 ¹⁵ / ₁₆	By description	By description	By description
	ACW3258	32 ²⁹ / ₃₂ X 61 ¹⁵ / ₁₆	By description	By description	By description
	ACW3260	32 ²⁹ / ₃₂ X 65 ¹⁵ / ₁₆	By description	By description	By description
	ACW3264	32 ²⁹ / ₃₂ X 69 ¹⁵ / ₁₆	By description	By description	By description
	ACW3268	32 ²⁹ / ₃₂ X 73 ¹⁵ / ₁₆	By description	By description	By description
	ACW3270	32 ²⁹ / ₃₂ X 77 ¹⁵ / ₁₆	By description	By description	By description
	ACW3274	32 ²⁹ / ₃₂ X 81 ¹⁵ / ₁₆	By description	By description	By description
	ACW3278	32 ²⁹ / ₃₂ X 85 ¹⁵ / ₁₆	By description	By description	By description
	ACW3280	32 ²⁹ / ₃₂ X 89 ¹⁵ / ₁₆	By description	By description	By description

A-Series Casement & Picture Windows (2008 to Present)

Standard, Transom and Picture Windows

Insect Screens

Insect Screen - Standard Screens					
Unit No.		Dimensions (w x h)	White	Stone	Gold Dust
34	ACW3430	34 ²⁹ / ₃₂ X 29 ¹⁵ / ₁₆	By description	By description	By description
	ACW3434	34 ²⁹ / ₃₂ X 33 ¹⁵ / ₁₆	By description	By description	By description
	ACW3438	34 ²⁹ / ₃₂ X 37 ¹⁵ / ₁₆	By description	By description	By description
	ACW3440	34 ²⁹ / ₃₂ X 41 ¹⁵ / ₁₆	By description	By description	By description
	ACW3444	34 ²⁹ / ₃₂ X 45 ¹⁵ / ₁₆	By description	By description	By description
	ACW3448	34 ²⁹ / ₃₂ X 49 ¹⁵ / ₁₆	By description	By description	By description
	ACW3450	34 ²⁹ / ₃₂ X 53 ¹⁵ / ₁₆	By description	By description	By description
	ACW3454	34 ²⁹ / ₃₂ X 57 ¹⁵ / ₁₆	By description	By description	By description
	ACW3458	34 ²⁹ / ₃₂ X 61 ¹⁵ / ₁₆	By description	By description	By description
	ACW3460	34 ²⁹ / ₃₂ X 65 ¹⁵ / ₁₆	By description	By description	By description
	ACW3464	34 ²⁹ / ₃₂ X 69 ¹⁵ / ₁₆	By description	By description	By description
	ACW3468	34 ²⁹ / ₃₂ X 73 ¹⁵ / ₁₆	By description	By description	By description
	ACW3470	34 ²⁹ / ₃₂ X 77 ¹⁵ / ₁₆	By description	By description	By description
	ACW3474	34 ²⁹ / ₃₂ X 81 ¹⁵ / ₁₆	By description	By description	By description
	ACW3478	34 ²⁹ / ₃₂ X 85 ¹⁵ / ₁₆	By description	By description	By description
	ACW3480	34 ²⁹ / ₃₂ X 89 ¹⁵ / ₁₆	By description	By description	By description
36	ACW3634	36 ²⁹ / ₃₂ X 33 ¹⁵ / ₁₆	By description	By description	By description
	ACW3638	36 ²⁹ / ₃₂ X 37 ¹⁵ / ₁₆	By description	By description	By description
	ACW3640	36 ²⁹ / ₃₂ X 41 ¹⁵ / ₁₆	By description	By description	By description
	ACW3644	36 ²⁹ / ₃₂ X 45 ¹⁵ / ₁₆	By description	By description	By description
	ACW3648	36 ²⁹ / ₃₂ X 49 ¹⁵ / ₁₆	By description	By description	By description
	ACW3650	36 ²⁹ / ₃₂ X 53 ¹⁵ / ₁₆	By description	By description	By description
	ACW3654	36 ²⁹ / ₃₂ X 57 ¹⁵ / ₁₆	By description	By description	By description
	ACW3658	36 ²⁹ / ₃₂ X 61 ¹⁵ / ₁₆	By description	By description	By description
	ACW3660	36 ²⁹ / ₃₂ X 65 ¹⁵ / ₁₆	By description	By description	By description
	ACW3664	36 ²⁹ / ₃₂ X 69 ¹⁵ / ₁₆	By description	By description	By description
	ACW3668	36 ²⁹ / ₃₂ X 73 ¹⁵ / ₁₆	By description	By description	By description
	ACW3670	36 ²⁹ / ₃₂ X 77 ¹⁵ / ₁₆	By description	By description	By description
	ACW3674	36 ²⁹ / ₃₂ X 81 ¹⁵ / ₁₆	By description	By description	By description
	ACW3678	36 ²⁹ / ₃₂ X 85 ¹⁵ / ₁₆	By description	By description	By description
	ACW3680	36 ²⁹ / ₃₂ X 89 ¹⁵ / ₁₆	By description	By description	By description

Insect Screens

Insect Screen - Standard Screens					
Unit No.		Dimensions (w x h)	White	Stone	Gold Dust
38	ACW3834	38 ²⁹ / ₃₂ X 33 ¹⁵ / ₁₆	By description	By description	By description
	ACW3838	38 ²⁹ / ₃₂ X 37 ¹⁵ / ₁₆	By description	By description	By description
	ACW3840	38 ²⁹ / ₃₂ X 41 ¹⁵ / ₁₆	By description	By description	By description
	ACW3844	38 ²⁹ / ₃₂ X 45 ¹⁵ / ₁₆	By description	By description	By description
	ACW3848	38 ²⁹ / ₃₂ X 49 ¹⁵ / ₁₆	By description	By description	By description
	ACW3850	38 ²⁹ / ₃₂ X 53 ¹⁵ / ₁₆	By description	By description	By description
	ACW3854	38 ²⁹ / ₃₂ X 57 ¹⁵ / ₁₆	By description	By description	By description
	ACW3858	38 ²⁹ / ₃₂ X 61 ¹⁵ / ₁₆	By description	By description	By description
	ACW3860	38 ²⁹ / ₃₂ X 65 ¹⁵ / ₁₆	By description	By description	By description
	ACW3864	38 ²⁹ / ₃₂ X 69 ¹⁵ / ₁₆	By description	By description	By description
	ACW3868	38 ²⁹ / ₃₂ X 73 ¹⁵ / ₁₆	By description	By description	By description
	ACW3870	38 ²⁹ / ₃₂ X 77 ¹⁵ / ₁₆	By description	By description	By description
	ACW3874	38 ²⁹ / ₃₂ X 81 ¹⁵ / ₁₆	By description	By description	By description
	ACW3878	38 ²⁹ / ₃₂ X 85 ¹⁵ / ₁₆	By description	By description	By description
	ACW3880	38 ²⁹ / ₃₂ X 89 ¹⁵ / ₁₆	By description	By description	By description
310	ACW31038	40 ²⁹ / ₃₂ X 37 ¹⁵ / ₁₆	By description	By description	By description
	ACW31040	40 ²⁹ / ₃₂ X 41 ¹⁵ / ₁₆	By description	By description	By description
	ACW31044	40 ²⁹ / ₃₂ X 45 ¹⁵ / ₁₆	By description	By description	By description
	ACW31048	40 ²⁹ / ₃₂ X 49 ¹⁵ / ₁₆	By description	By description	By description
	ACW31050	40 ²⁹ / ₃₂ X 53 ¹⁵ / ₁₆	By description	By description	By description
	ACW31054	40 ²⁹ / ₃₂ X 57 ¹⁵ / ₁₆	By description	By description	By description
	ACW31058	40 ²⁹ / ₃₂ X 61 ¹⁵ / ₁₆	By description	By description	By description
	ACW31060	40 ²⁹ / ₃₂ X 65 ¹⁵ / ₁₆	By description	By description	By description
	ACW31064	40 ²⁹ / ₃₂ X 69 ¹⁵ / ₁₆	By description	By description	By description
	ACW31068	40 ²⁹ / ₃₂ X 73 ¹⁵ / ₁₆	By description	By description	By description
	ACW31070	40 ²⁹ / ₃₂ X 77 ¹⁵ / ₁₆	By description	By description	By description
	ACW31074	40 ²⁹ / ₃₂ X 81 ¹⁵ / ₁₆	By description	By description	By description
	ACW31078	40 ²⁹ / ₃₂ X 85 ¹⁵ / ₁₆	By description	By description	By description
	ACW31080	40 ²⁹ / ₃₂ X 89 ¹⁵ / ₁₆	By description	By description	By description

A-Series Casement & Picture Windows (2008 to Present)

Standard, Transom and Picture Windows

Insect Screens

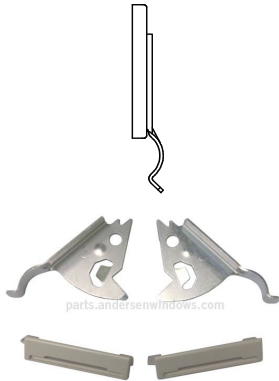
Insect Screen - Standard Screens					
Unit No.	Dimensions (w x h)	White	Stone	Gold Dust	
40	ACW4038	42 ²⁹ / ₃₂ X 37 ¹⁵ / ₁₆	By description	By description	By description
	ACW4040	42 ²⁹ / ₃₂ X 41 ¹⁵ / ₁₆	By description	By description	By description
	ACW4044	42 ²⁹ / ₃₂ X 45 ¹⁵ / ₁₆	By description	By description	By description
	ACW4048	42 ²⁹ / ₃₂ X 49 ¹⁵ / ₁₆	By description	By description	By description
	ACW4050	42 ²⁹ / ₃₂ X 53 ¹⁵ / ₁₆	By description	By description	By description
	ACW4054	42 ²⁹ / ₃₂ X 57 ¹⁵ / ₁₆	By description	By description	By description
	ACW4058	42 ²⁹ / ₃₂ X 61 ¹⁵ / ₁₆	By description	By description	By description
	ACW4060	42 ²⁹ / ₃₂ X 65 ¹⁵ / ₁₆	By description	By description	By description
	ACW4064	42 ²⁹ / ₃₂ X 69 ¹⁵ / ₁₆	By description	By description	By description
	ACW4068	42 ²⁹ / ₃₂ X 73 ¹⁵ / ₁₆	By description	By description	By description
	ACW4070	42 ²⁹ / ₃₂ X 77 ¹⁵ / ₁₆	By description	By description	By description
	ACW4074	42 ²⁹ / ₃₂ X 81 ¹⁵ / ₁₆	By description	By description	By description
	ACW4078	42 ²⁹ / ₃₂ X 85 ¹⁵ / ₁₆	By description	By description	By description
	ACW4080	42 ²⁹ / ₃₂ X 89 ¹⁵ / ₁₆	By description	By description	By description

Insect Screen Parts

Insect Screen Strike

		Color	Order No.
		Tan	1361393
		White	1361395
		Black	9134999

Screen Latch with Housing

	Note: Ships as a pair. Terratone used with screens that have a wood veneer (all species/finishes)?	Color	Order No.
		White	1693417
		Terratone®	2791264
		Sandtone	1191313
		Forest Green	0381364
		Canvas	9014568
		Cocoa Bean	9014570
		Prairie Grass	9014571
		Dove Gray	9014572
		Black	9014573
		Red Rock	9014574
		Dark Bronze	9076928
		Gold Dust	9014569
		Stone	By description

Grilles

Grilles - Standard / Interior

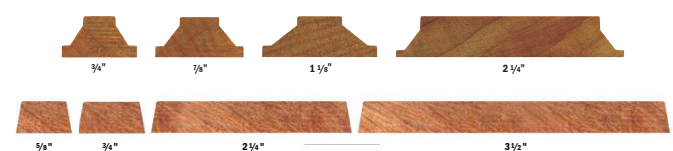
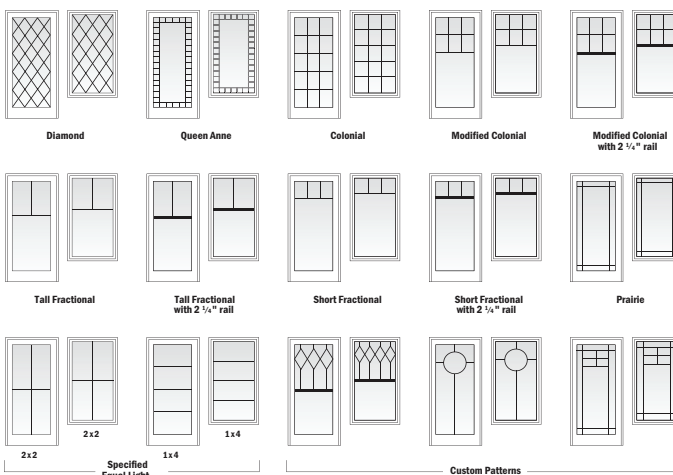
Note:

See iQ+ for additional options. Replacement removable interior grilles for standard and custom-sized windows are made to order. Grilles include fasteners. Permanently applied interior/exterior grilles can only be ordered by Andersen Territory Service Representatives, Andersen Service Dealers and Providers available in the Service Replacement Only section [page 79](#).

Grilles - Standard / Interior

To order, state:

1. Description of Part (Interior Grille, Exterior/Interior color/finish, Pattern, Profile)
2. Product ID (from product label), see [page 6](#)


Exterior color options:

White	Canvas	Dove Gray	Sandtone
Terratone®	Forest Green	Prairie Grass	Red Rock
Black	Dark Bronze	Cocoa Bean	

Interior species/finish/color options:

	Clear Coat	Honey	White	Cherry (Not Shown)
Oak	Cinnamon	Russet	Birch Bark	Mahogany (Not Shown)
Maple	Mocha	Espresso	Primed	Douglas Fir (Not Shown)

Pattern options:

Diamond	Queen Anne	Colonial	Modified Colonial	Modified Colonial w/ SCR
Tall Fractional	Tall Fractional w/SCR	Short Fractional	Short Fractional w/SCR	Prairie
Specified Equal Light		Custom		

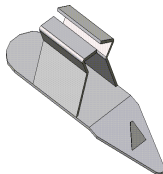
Profile options:


Traditional Sizes	3/4 inch	7/8 inch	1 1/8 inch	2 1/4 inch
Contemporary Sizes	5/8 inch	3/4 inch	2 1/4 inch	3 1/2 inch

A-Series Casement & Picture Windows (2008 to Present)

Standard, Transom and Picture Windows

Grilles

Interior Grille Parts			
Interior Grille Fastener			
		Color	Order No.
		White	0174951
		Terratone®	0174952
		Sandtone	0174953
		Forest Green	0174955
		Canvas	0174954
		Prairie Grass	9010542
		Cocoa Bean	9010541
		Dove Gray	9010540
		Red Rock	9010538
		Black	9010539
		Dark Bronze	9020288

Installation Tool		
		Order No.
		9019326

Hardware

Operator Chart

Note:

- Use Casement Split Arm Operator on these units. See [page 41](#)
- Use Casement 14" Straight Arm Operator on these units. See [page 43](#)
- Use Casement 12" Straight Arm Operator on these units. See [page 43](#)

				WIDTH												
Unit Size				18	20	24	26	28	210	30	32	34	36	38	310	40
Rough Opening (in)				20	24	28	30	32	34	36	38	40	42	44	46	48
Unit (in)				19 1/4	23 1/4	27 1/4	29 1/4	31 1/4	33 1/4	35 1/4	37 1/4	39 1/4	41 1/4	43 1/4	45 1/4	47 1/4
HEIGHT	20	24	23 1/4	1820	2020	2420										
	24	28	27 1/4	1824	2024	2424	2624	2824								
	28	32	31 1/4	1828	2028	2428	2628	2828	21028	3028						
	30	36	35 1/4	1830	2030	2430	2630	2830	21030	3030	3230	3430				
	34	40	39 1/4	1834	2034	2434	2634	2834	21034	3034	3234	3434	3634	3834		
	38	44	43 1/4	1838	2038	2438	2638	2838	21038	3038	3238	3438	3638	3838	31038	4038
	40	48	47 1/4	1840	2040	2440	2640	2840	21040	3040	3240	3440	3640	3840	31040	4040
	44	52	51 1/4	1844	2044	2444	2644	2844	21044	3044	3244	3444	3644	3844	31044	4044
	48	56	55 1/4	1848	2048	2448	2648	2848	21048	3048	3248	3448	3648	3848	31048	4048
	50	60	59 1/4	1850	2050	2450	2650	2850	21050	3050	3250	3450	3650	3850	31050	4050
	54	64	63 1/4	1854	2054	2454	2654	2854	21054	3054	3254	3454	3654	3854	31054	4054
	58	68	67 1/4	1858	2058	2458	2658	2858	21058	3058	3258	3458	3658	3858	31058	4058
	60	72	71 1/4	1860	2060	2460	2660	2860	21060	3060	3260	3460	3660	3860	31060	4060
	64	76	75 1/4	1864	2064	2464	2664	2864	21064	3064	3264	3464	3664	3864	31064	4064
	68	80	79 1/4	1868	2068	2468	2668	2868	21068	3068	3268	3468	3668	3868	31068	4068
	70	84	83 1/4	1870	2070	2470	2670	2870	21070	3070	3270	3470	3670	3870	31070	4070
	74	88	87 1/4	1874	2074	2474	2674	2874	21074	3074	3274	3474	3674	3874	31074	4074
78	92	91 1/4	1878	2078	2478	2678	2878	21078	3078	3278	3478	3678	3878	31078	4078	
80	96	95 1/4	1880	2080	2480	2680	2880	21080	3080	3280	3480	3680	3880	31080	4080	

A-Series Casement & Picture Windows (2008 to Present)

Standard, Transom and Picture Windows

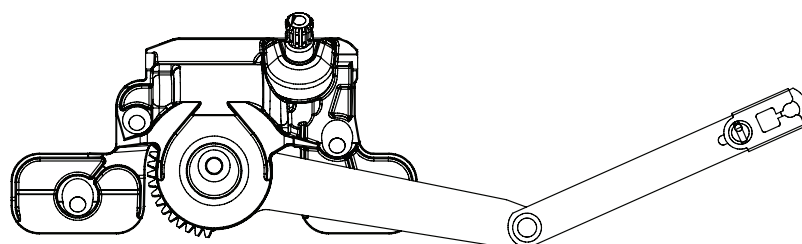
Hardware

Split Arm Operator

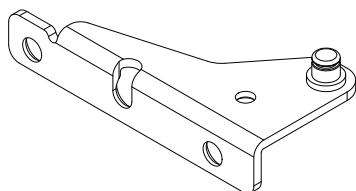
Note:

See [Service Guide 9014620](#) for operator adjustment.

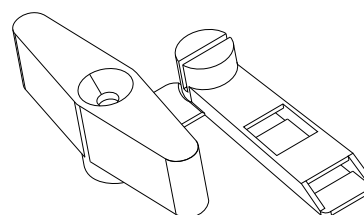
See [Service Guide 9011001](#) for operator replacement.



Operator



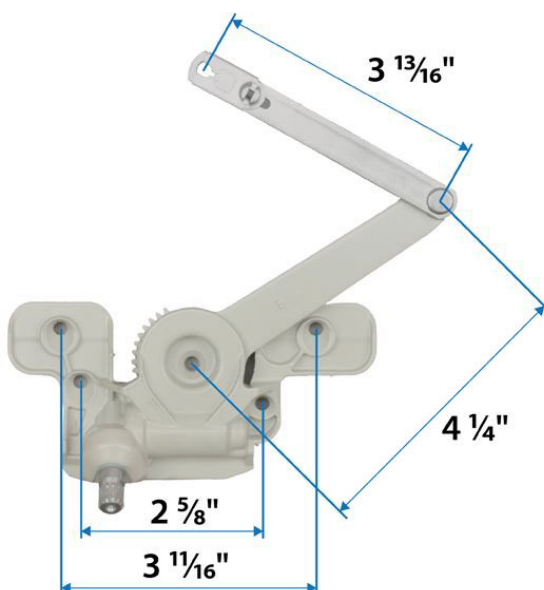
Sash Bracket



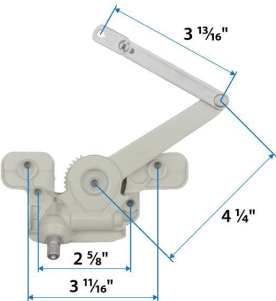

Temporary Handle

Split Arm Operator

Operator Picture



Hardware

Split Arm Operator with Screws			
		Standard	Corrosion Resistant
		1361484	1361481
Split Arm Sash Bracket with Screws			
		Corrosion Resistant	
		Left	Right
		9019493	9019492

A-Series Casement & Picture Windows (2008 to Present)

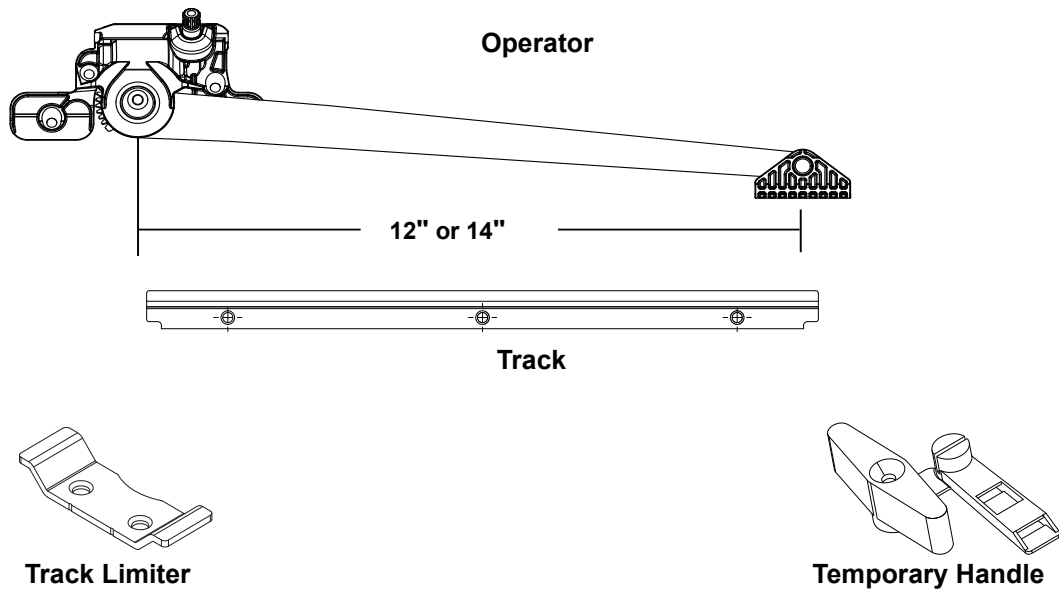
Standard, Transom and Picture Windows

Hardware

Straight Arm Operator

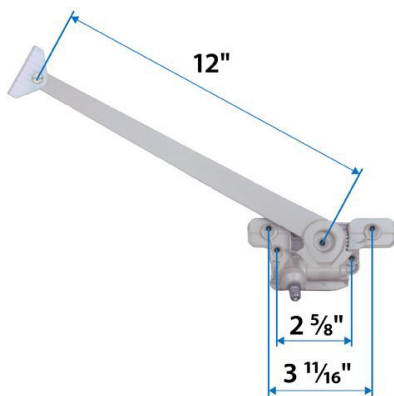
Note:

See [Service Guide 9011001](#) for operator replacement.

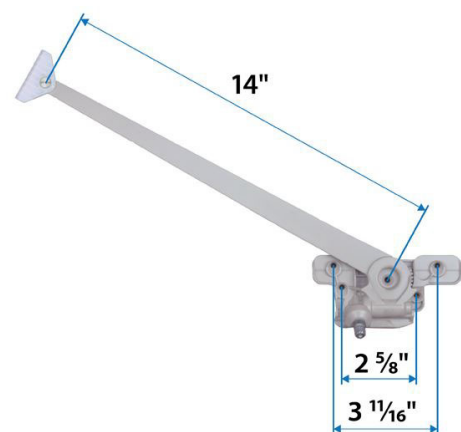


Operator and Track Picture

Straight Arm Operator with Screws / 12"



Straight Arm Operator with Screws / 14"



partnumberwindows.com

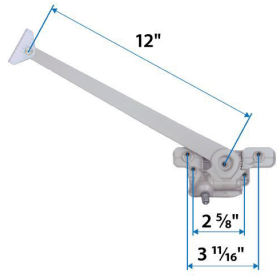


Hardware

Straight Arm Operator with Screws / 12"

Note:

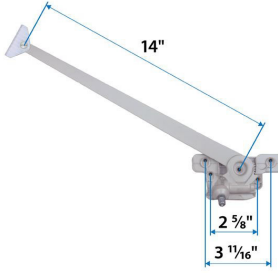
Part number is typically marked on operator.

	Standard		Corrosion Resistant	
	Left	Right	Left	Right
	9052565	9052564	9142381	9142380

Straight Arm Operator with Screws / 14"

Note:

Part number is typically marked on operator.

	Standard		Corrosion Resistant	
	Left	Right	Left	Right
	1361483	1361482	9142379	9142378

Straight Arm Track Kit with Screws Ref. No. 2 [page 23](#)

Note:

Track is universal.

Standard	Corrosion Resistant
9019489	9019494

Straight Arm Operator Track Limiter

Note:

Track is universal.

Order No.
9152138

Temporary Handle - Operator and Lock

Order No.
1361394

A-Series Casement & Picture Windows (2008 to Present)

Standard, Transom and Picture Windows

Hardware

Hinge Chart

Note:

- Use 10" Hinge on these units. See [page 46](#)
- Use 10" Egress Hinge on these units. See [page 46](#)
- Use 13" Hinge on these units. See [page 46](#)
- Use 13" Egress Hinge on these units. See [page 46](#)

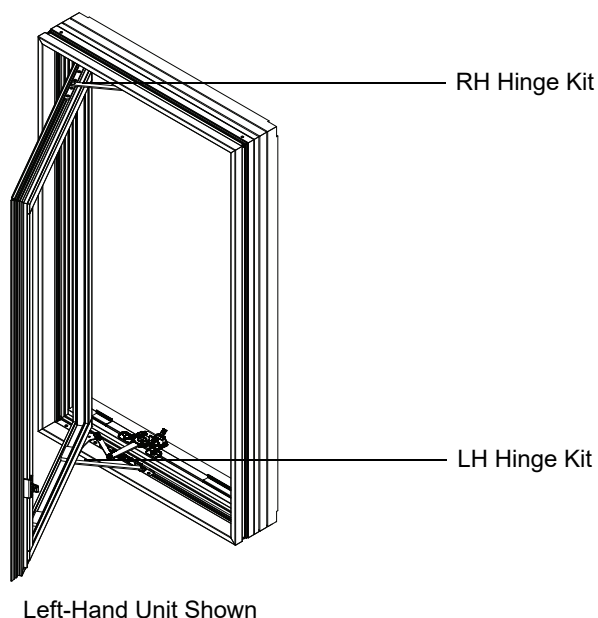
				WIDTH												
Unit Size				18	20	24	26	28	210	30	32	34	36	38	310	40
Rough Opening (in)				20	24	28	30	32	34	36	38	40	42	44	46	48
Unit (in)				19 1/4	23 1/4	27 1/4	29 1/4	31 1/4	33 1/4	35 1/4	37 1/4	39 1/4	41 1/4	43 1/4	45 1/4	47 1/4
HEIGHT	20	24	23 1/4	1820	2020	2420										
	24	28	27 1/4	1824	2024	2424	2624	2824								
	28	32	31 1/4	1828	2028	2428	2628	2828	21028	3028						
	30	36	35 1/4	1830	2030	2430	2630	2830	21030	3030	3230	3430				
	34	40	39 1/4	1834	2034	2434	2634	2834	21034	3034	3234	3434	3634	3834		
	38	44	43 1/4	1838	2038	2438	2638	2838	21038	3038	3238	3438	3638	3838	31038	4038
	40	48	47 1/4	1840	2040	2440	2640	2840	21040	3040	3240	3440	3640	3840	31040	4040
	44	52	51 1/4	1844	2044	2444	2644	2844	21044	3044	3244	3444	3644	3844	31044	4044
	48	56	55 1/4	1848	2048	2448	2648	2848	21048	3048	3248	3448	3648	3848	31048	4048
	50	60	59 1/4	1850	2050	2450	2650	2850	21050	3050	3250	3450	3650	3850	31050	4050
	54	64	63 1/4	1854	2054	2454	2654	2854	21054	3054	3254	3454	3654	3854	31054	4054
	58	68	67 1/4	1858	2058	2458	2658	2858	21058	3058	3258	3458	3658	3858	31058	4058
	60	72	71 1/4	1860	2060	2460	2660	2860	21060	3060	3260	3460	3660	3860	31060	4060
	64	76	75 1/4	1864	2064	2464	2664	2864	21064	3064	3264	3464	3664	3864	31064	4064
	68	80	79 1/4	1868	2068	2468	2668	2868	21068	3068	3268	3468	3668	3868	31068	4068
	70	84	83 1/4	1870	2070	2470	2670	2870	21070	3070	3270	3470	3670	3870	31070	4070
	74	88	87 1/4	1874	2074	2474	2674	2874	21074	3074	3274	3474	3674	3874	31074	4074
	78	92	91 1/4	1878	2078	2478	2678	2878	21078	3078	3278	3478	3678	3878	31078	4078
	80	96	95 1/4	1880	2080	2480	2680	2880	21080	3080	3280	3480	3680	3880	31080	4080

Hardware

Hinge Kits

Note:

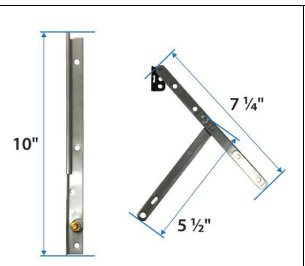
A left-hand unit uses a LH hinge kit on the sill and a RH hinge kit on the head.
 See [Service Guide 9010998](#) for hinge replacement.



Hinge Kit - 10" Opening

Note:

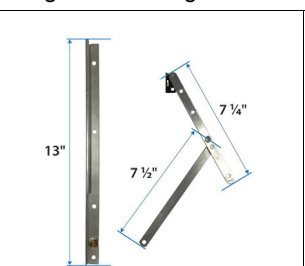
Kit contains hinge arm, hinge track, screws and [Service Guide 9010998](#). LH hinge kit shown.

	Standard		Egress Standard	
	Left	Right	Left	Right
	9019498	9019497	9019500	9019499
	Corrosion Resistant		Corrosion Resistant	
	Left	Right	Left	Right
	9019510	9019509	9019512	9019511

Hinge Kit - 13" Opening

Note:

Kit contains hinge arm, hinge track, screws and [Service Guide 9010998](#). Corrosion resistant finish is standard with 13" egress hinge kit. LH hinge kit shown.

	Standard		Egress	
	Left	Right		
	9019502	9019501		
	Corrosion Resistant		Corrosion Resistant	
	Left	Right	Left	Right
	9019514	9019513	9152135	9152136

A-Series Casement & Picture Windows (2008 to Present)

Standard, Transom and Picture Windows

Hardware

Hinge Parts

Adjustment Wrench



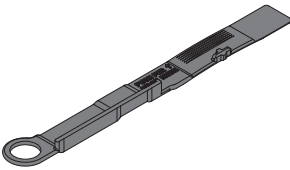
Order No.

9006253

Sill Bracket

Note:

See [Accessory Guide 9160159](#).



Order No.

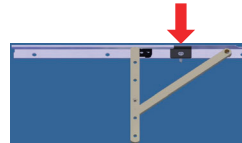
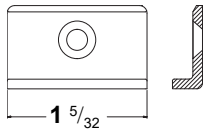
Left

Right

9163529

9163530

Casement Hinge Clip



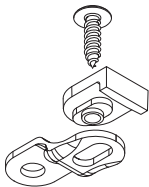
Order No.

9142679

Hinge Pin Kit - Support Bracket

Note:

See [Accessory/Service Guide 9184696](#).



Order No.

9184704


Hardware

Hardware Packs - Folding


Note:

 See [Accessory Guide 0005171](#).

Hardware Pack - Folding / Traditional


	Pack Includes: (1) Lock bezel (1) Lock handle (1) Handle (1) Cover (1) Nylon washer	Finish	Order No.
		Stone	0400201
		White	0400202
		Gold Dust	0400203
		Black	0400213
		Bright Brass	9005392
		Satin Nickel	9005393
		Oil Rubbed Bronze	9005394
		Antique Brass	9005395
		Brushed Chrome	9005396
		Polished Chrome	9005397
		Distressed Bronze	9016116
		Distressed Nickel	9016117

Hardware Pack - Folding / Contemporary


	Pack Includes: (1) Lock bezel (1) Lock handle (1) Handle (1) Cover (1) Nylon washer	Finish	Order No.
		Stone	0400207
		White	0400208
		Gold Dust	0400209
		Black	0400215
		Bright Brass	9005404
		Satin Nickel	9005594
		Oil Rubbed Bronze	9005595

Operator Covers

Operator Cover — Traditional

	Note: Stone, white, black, and gold dust covers are not available, replace with complete hardware set page 48 .	Finish	Order No.
		Bright Brass	9016078
		Satin Nickel	9016079
		Oil Rubbed Bronze	9016080
		Antique Brass	9016081
		Brushed Chrome	9016082
		Polished Chrome	9016083
		Distressed Bronze	9016084
		Distressed Nickel	9016085

Operator Cover - Contemporary



	Note: Stone, white, black, and gold dust covers are not available, replace with complete hardware set page 48 .	Finish	Order No.
		Bright Brass	9016092
		Satin Nickel	9016093
		Oil Rubbed Bronze	9016094


A-Series Casement & Picture Windows (2008 to Present)


Standard, Transom and Picture Windows


Hardware


Operator Handles

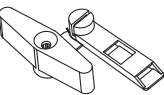
Operator Handle - Folding / Traditional			
	Note: Stone, white, black, and gold dust handles are not available, replace with complete hardware set page 48 .	Finish	Order No.
		Bright Brass	9016099
		Antique Brass	9016102
		Satin Nickel	9016100
		Distressed Nickel	9016106
		Oil Rubbed Bronze	9016101
		Distressed Bronze	9016105
		Brushed Chrome	9016103
		Polished Chrome	9016104
Operator Handle - Folding / Contemporary			
	Note: Stone, white, black, and gold dust handles are not available, replace with complete hardware set page 48 .	Finish	Order No.
		Bright Brass	9016113
		Satin Nickel	9016114
		Oil Rubbed Bronze	9016115

Set Screw / Zinc		
	Note: Used on both the traditional and contemporary operator handles.	Order No.
		9066667


Washer - Folding		
	Note: Opaque nylon washer used between handle and cover of Contemporary and Traditional folding hardware.	Order No.
		9069020

Handle - T / Metal			
	Note: Set screw available by description. #10 - 32 x .215 LG. Specify size, color and handle style.	Color	Order No.
		Stone	1361487
		White	1361488

Handle - Compact Operator			
		Color	Order No.
		Stone	1361804
		White	1351334

Temporary Handle - Operator and Lock		
		Order No.
		1361394

Hardware

Locks (October 2013 - present)			
Lock with Screws - Single (October 2013 - present)			
	Note: Use for unit dimension heights of 24.875" or less.	Left	Right
		1351433	1351434
Lock with Screws - Tandem 12 (October 2013 - present)			
	Note: Use for unit dimension heights greater than 24.875" and less than or equal to 32.625".	Left	Right
		1361894	1361895
Lock with Screws - Tandem 18 (October 2013 - present)			
	Note: Use for unit dimension heights greater than 32.625" and less than or equal to 39.500".	Left	Right
		9098388	9098389
Lock with Screws - Tandem 24 (October 2013 - present)			
	Note: Use for unit dimension heights greater than 39.500" and less than or equal to 46.125".	Left	Right
		1351435	1351436
Lock with Screws - Triple 30 (October 2013 - present)			
	Note: Use for unit dimension heights greater than 46.125" and less than or equal to 51.875".	Left	Right
		9098390	9098391
Lock with Screws - Triple 36 (October 2013 - present)			
	Note: Use for unit dimension heights greater than 51.875" and less than or equal to 58.625".	Left	Right
		1361898	1361896
Lock with Screws - Triple 42 (October 2013 - present)			
	Note: Use for unit dimension heights greater than 58.625" and less than or equal to 65.375".	Left	Right
		9098392	9098393
Lock with Screws - Triple 48 (October 2013 - present)			
	Note: Use for unit dimension heights greater than 65.375" and less than or equal to 71.250".	Left	Right
		9098394	9098395
Lock with Screws - Quad 55 (October 2016 - present)			
	Note: Use for unit dimension heights greater than 71.250" and less than or equal to 77.250".	Left	Right
		9152127	9152128
Lock with Screws - Quad 60 (October 2016 - present)			
	Note: Use for unit dimension heights greater than 77.250" and less than or equal to 83.250".	Left	Right
		9152129	9152130
Lock with Screws - Quad 68 (October 2016 - present)			
	Note: Use for unit dimension heights greater than 83.250" and less than or equal to 89.250".	Left	Right
		9152131	9152132
Lock with Screws - Quad 74 (October 2016 - present)			
	Note: Use for unit dimension heights greater than 89.250" and less than or equal to 95.250".	Left	Right
		9152133	9152134


A-Series Casement & Picture Windows (2008 to Present)

Standard, Transom and Picture Windows

Hardware

Locks (2008 - October 2013)


Lock with Screws - Single (2008 -October 2013)

	Note: Use for unit dimension heights of 29.25" or less. View keeper in hardware section page 25 .	Left	Right
		1351433	1351434

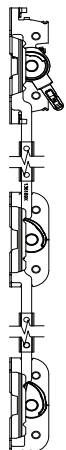
Lock with Screws - Tandem 12 (2008 -October 2013)

	Note: Use for unit dimension heights greater than 29.25" and less than or equal to 41.875".	Left	Right
		1361894	1361895

Lock with Screws - Tandem 24 (2008 -October 2013)

	Note: Use for unit dimension heights greater than 41.875" and less than or equal to 53.25".	Left	Right
		1351435	1351436


Lock with Screws - Triple 36 (2008 -October 2013)

	Note: Use for unit dimension heights greater than 53.25".	Left	Right
		1361898	1361896

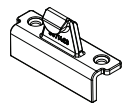
Hardware

Lock Components

Lock Handle - Traditional & Contemporary

	Note: Use same lock handle for traditional and contemporary style. Stone, white, black and gold dust handles not available separately. Replace with complete hardware set page 48 .	Finish	Order No.
		Bright Brass	9016064
		Satin Nickel	9016065
		Distressed Nickel	9016071
		Oil Rubbed Bronze	9016066
		Antique Brass	9016067
		Brushed Chrome	9016068
		Polished Chrome	9016069
		Distressed Bronze	9016070


Keeper Kit No. 3 [page 22](#) and [page 23](#)

	Kit Includes: (1) Keeper (2) Screws View lock in hardware section page 51 .	Gray
		9019485

Screw - Keeper

	Note: #7 X 1 1/16 XTYPE 17 430 SS	Order No.
		9177142


Lock Bezel - Traditional & Contemporary

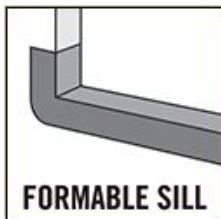
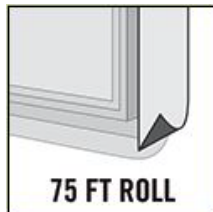

	Note: Black and gold dust bezels not available separately. Replace with complete hardware set page 48 .	Finish	Order No.
		Bright Brass	1361547
		Satin Nickel	1361558
		Distressed Nickel	1300092
		Oil Rubbed Bronze	1300032
		Antique Brass	1300098
		Brushed Chrome	1300037
		Polished Chrome	1361549
		Distressed Bronze	1300083
		White	1351443
		Stone	1351444

A-Series Casement & Picture Windows (2008 to Present)

Standard, Transom and Picture Windows

Hardware


Installation Kit		
Installation Kit - A Series Windows - without flange		
	Kit Includes: (28) Installation screws (16) Installation shims 1/32" (48) Installation shims 1/16" (28 feet) 3/8" Backer rod	Order No.
		9078295
Installation Kit - Windows		
Note: Used for rectangular openings up to 46" x 72". See Installation Guide 9080775 .		
	Kit Includes: (20 feet) Backer rod (64) Shims 1/16" (54) Fasteners 1 1/2" nails (24 feet) Self-Adhering flashing tape (5 feet) Flexible sill flashing tape (1) Insulating foam- 12 oz. can (1) Sealant - 10.1 oz. tube Installation guide	Order No.
		9080773

Installation Material				
Formable Sill Flashing				
 FORMABLE SILL		Size	Order No.	
		25'	9105776	
		75'	9105777	
Straight Flashing				
 75 FT ROLL		Size	Order No.	
		75'	9105778	
Silicone Sealant				
		Color	Type	Order No.
		Clear	DC794F	9014182


Hardware

Optional Hardware


Opening Control Device Kit

	Kit Includes: (1) Track assembly (1) Extension arm assembly (1) Push button packet (1) Screw packet (1) Safety card Accessory Guide 9052526	Color	Left	Right
		Stone	9051706	9051704
		White	9051705	9051703
		Black	9152274	9152275

Opening Control Device / Installation Kit

	Kit Includes: (1) Drill fixture (1) Drill bit (1) Screw	Order No.
		9051887


Opening Control Device / Track and Arm Kit

	Kit Includes: (1) Track assembly (1) Extension arm (5) Screws - 6 x 3/4" PH SMS SS18-8	Left	Right
		9053850	9053849

Opening Control Device / Screw Pack

	Pack Includes: (1) Screw - 7 x 7/8" PH PH TYP A (5) Screws - 6 x 3/4" PH SMS SS18-8	Color	Order No.
		Stone	9051889
		White	9051543
		Black	9152270

Opening Control Device / Release Button Kit

	Kit Includes: (1) Release button (1) Screw - 7 x 7/8" PH PH TYP A	Color	Order No.
		Stone	9053848
		White	9053847
		Black	9152273

A-Series Casement & Picture Windows (2008 to Present)

Standard, Transom and Picture Windows

Hardware

Fasteners

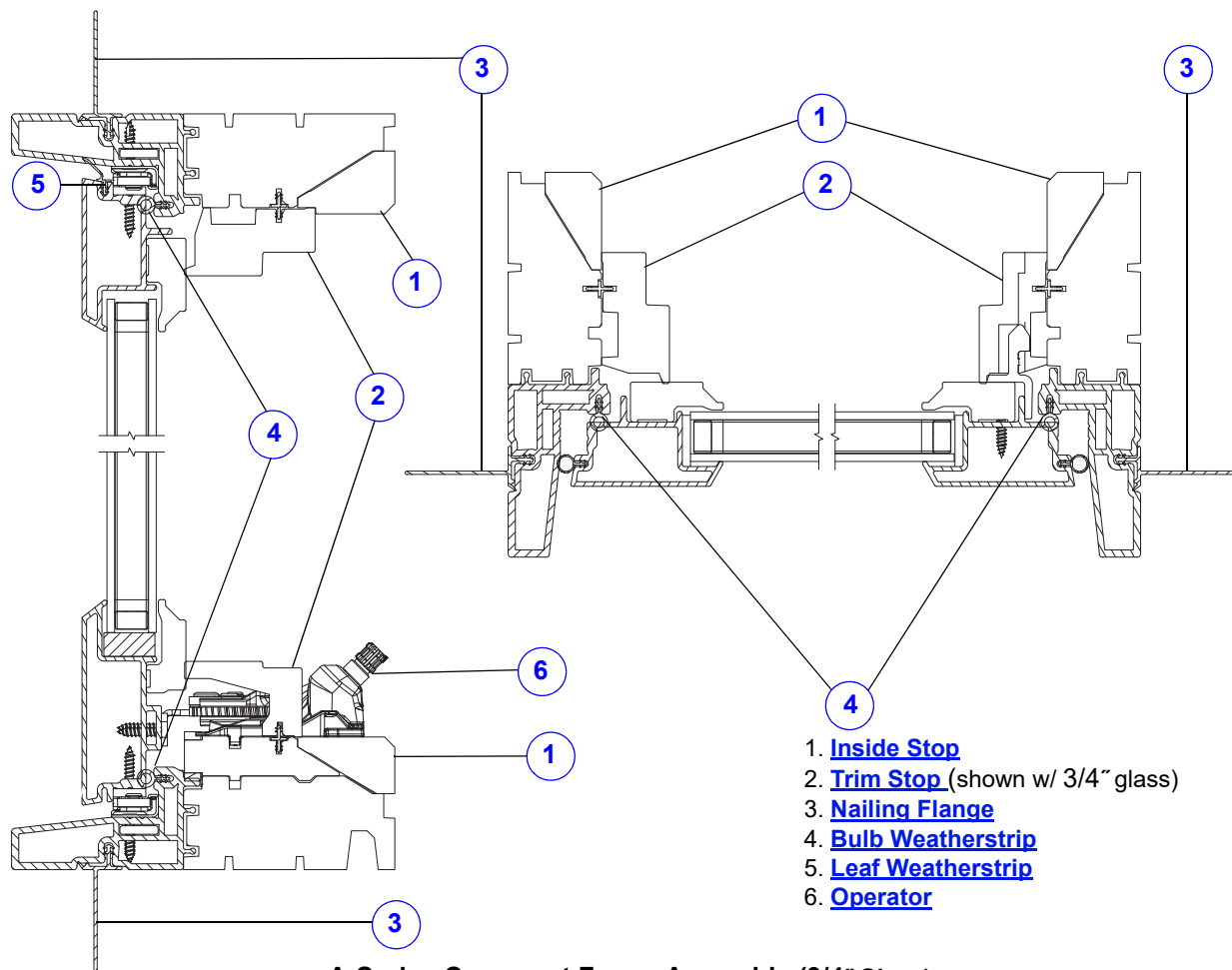
Screw - Operator		
	Note: Used on both split arm and straight arm operators.	Order No. 1361961
Screw - Hinge		
	Note: Used to secure hinge.	Order No. 9066673
	Description 3/4 X #7 18-8SS PH FHUC TYPE 17	
Screw - Dummy 90		
	Description 1/2 X 8	Order No. 1351346
Screw - Lock		
		Order No. 1361962
Screw		
	Description 1 1/2 X 7 302 SST FLAT HEAD TYPE 17	Order No. 1361942
Screw		
	Description 1 1/16 X 7 430 SST FLAT HEAD TYPE 17	Order No. 9177142
Screw		
	Description 5/8 X 7 302 SST FL TRUSS HD	Order No. 1361938
Screw		
	Description 5/8 X 7 430 SST FLAT HEAD TYPE 17	Order No. 1361939
Screw		
	Description 5/8 X 8 302 SST FILST HD	Order No. 1361948
Screw		
	Description 7/8 X 7 430 SST FL TRUSS HD TYPE 17	Order No. 1361945
Screw		
	Description 8-18 X 9/16 PH SP DOME 430 SS DORR TYPE 17	Order No. 1351351

Frames

Frame Assembly - Standard Windows

Note:

See current frame [Product Details](#).



A-Series Casement Frame Assembly (3/4" Glass)

A-Series Casement & Picture Windows (2008 to Present)

Standard, Transom and Picture Windows

Frames

Frame - Standard Window

Note:

Replacement frames are made to order. Frame ships with trim stops. Clear coat finish can be applied on all six species shown. See iQ+ for additional detail. See current frame [Product Details](#).

To order, state:

1. **Unit or frame size** (ACW XXXX or frame W X H dimensions)
2. **Glazing Type**
3. **Product ID** (from product label), see [Service Guide 9051877](#).

Frame - Standard Window

Exterior color options



Interior species/finish/color options


Unfinished or clear coat.



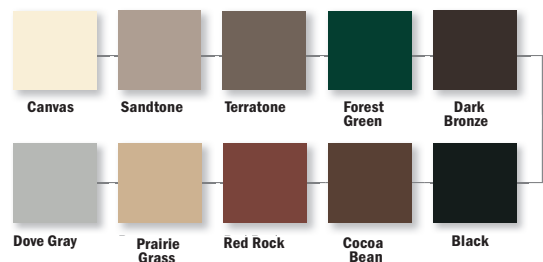
Shown on pine. Available on pine, maple and oak only.



Available with pine and maple only.



See your Andersen dealer for details.

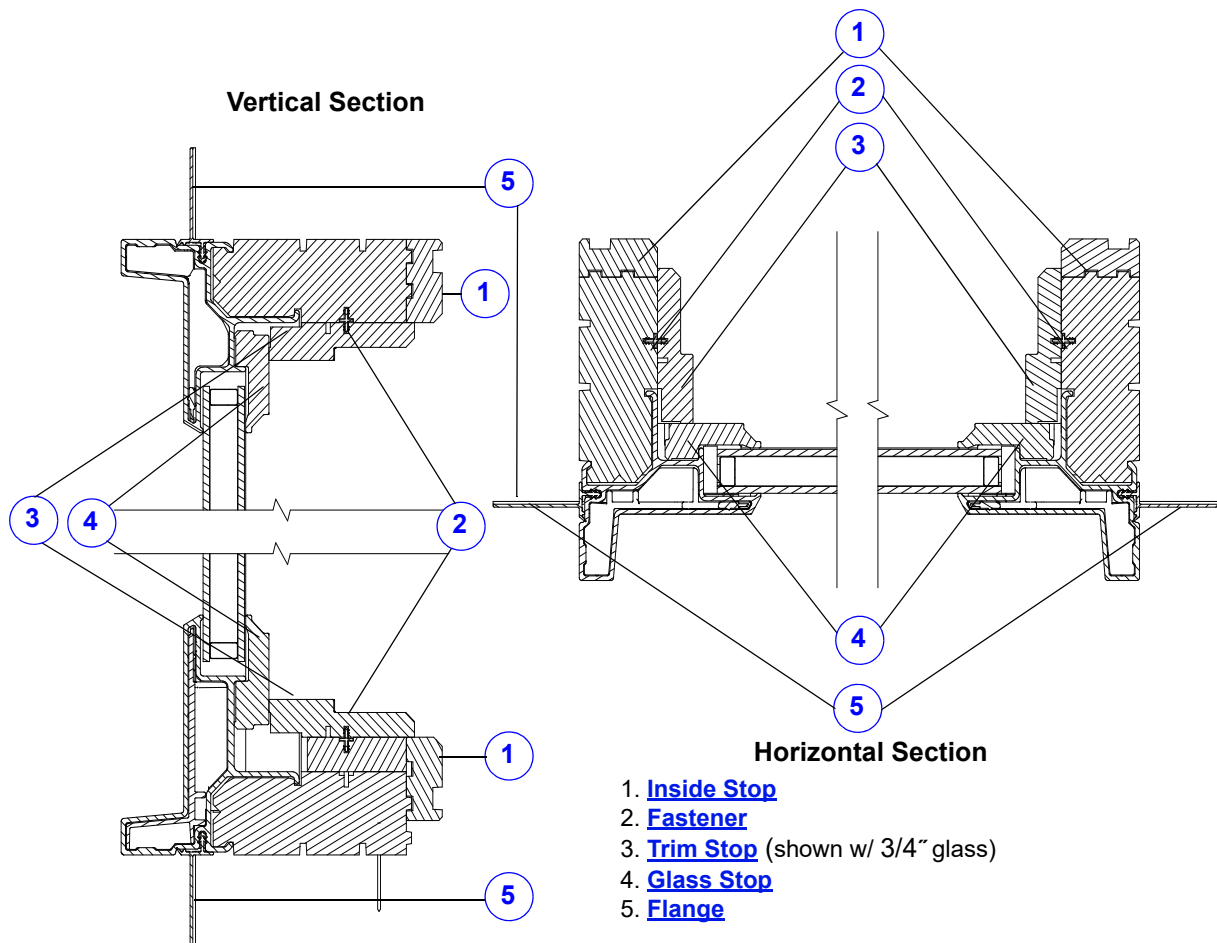


Frames

Frame Assembly - Picture Windows

Note:

See current frame [Product Details](#).



A-Series Casement Picture Window Frame Assembly (3/4" Glass)

A-Series Casement & Picture Windows (2008 to Present)

Standard, Transom and Picture Windows

Frames

Frame - Picture Window

Note:

Replacement frames are made to order. Frame ships with trim stops. See current frame [Product Details](#).

To order, state:

1. Unit or frame size (APW XXXX or frame W X H dimensions)
2. Glazing Type
3. Product ID (from product label), see [Service Guide 9051877](#).

Frame - Picture Window

Exterior color options



Interior species/finish/color options


Unfinished or clear coat.



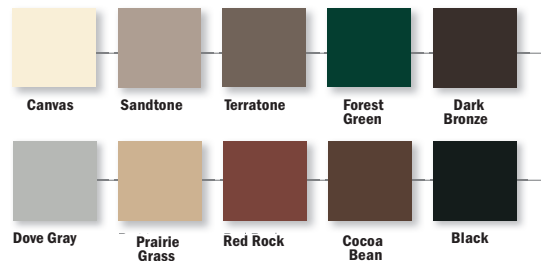
Shown on pine. Available on pine, maple and oak only.



Available with pine and maple only.



See your Andersen dealer for details.



Frames

Stops - Venting and Stationary Windows

Note:

See [Service Guide 9044186](#) for sill stop replacement. Vintage stops shown for identification purposes. Current stop shown will ship. Clear coat finish can be applied on all six species shown. See iQ+ for additional detail.

Interior species/finish/color options



Shown on pine. Available on pine, maple and oak only.



Available with pine and maple only.



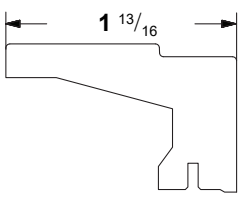
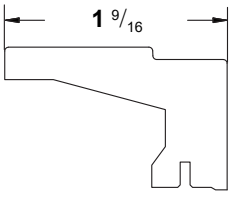
See your Andersen dealer for details.

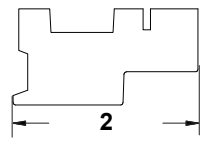
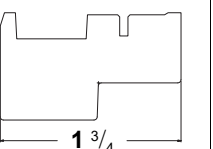


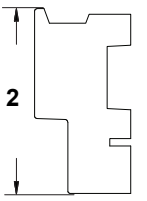
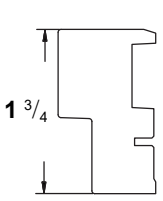
A-Series Casement & Picture Windows (2008 to Present)

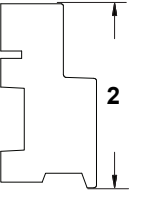
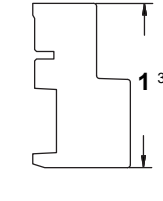
Standard, Transom and Picture Windows

Frames

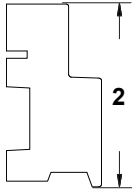
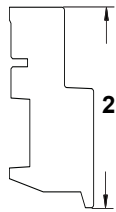
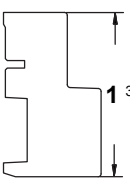
Stop - Trim / Sill / Venting and Stationary Window		
3/4" Glass	1" Glass	Note: Replacement trim stops are made to order. <i>To order, state:</i> <ol style="list-style-type: none"> 1. Description of Part (Trim Stop - Sill) 2. RH, LH or Stationary 3. Split Arm or Straight Arm 4. Interior Species/Finish/Color (see page 60) 5. Glazing Type 6. Quantity 7. Product ID (from product label), see Service Guide 9051877
		
2008 - present	January 2016 - present	

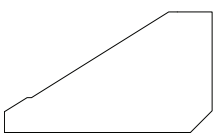
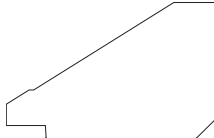
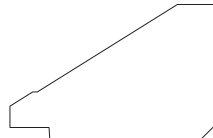
Stop - Trim / Head / Venting and Stationary Window		
3/4" Glass	1" Glass	Note: Replacement trim stops are made to order. <i>To order, state:</i> <ol style="list-style-type: none"> 1. Description of Part (Trim Stop - Head) 2. Interior Species/Finish/Color (see page 60) 3. Glazing Type 4. Quantity 5. Product ID (from product label), see Service Guide 9051877
		
2008 - September 2012	October 2012 - present	

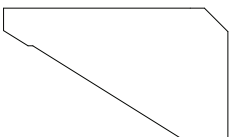
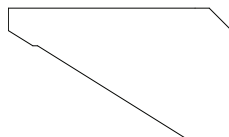
Stop - Trim / Lock Side / Venting Window		
3/4" Glass	1" Glass	Note: Replacement trim stops are made to order. <i>To order, state:</i> <ol style="list-style-type: none"> 1. Description of Part (Trim Stop - Lock Side) 2. RH or LH 3. Interior Species/Finish/Color (see page 60) 4. Glazing Type 5. Quantity 6. Product ID (from product label), see Service Guide 9051877
		
2008 - September 2012	October 2012 - present	

Stop - Trim / Hinge Side / Venting Window		
3/4" Glass	1" Glass	Note: Replacement trim stops are made to order. <i>To order, state:</i> <ol style="list-style-type: none"> 1. Description of Part (Trim Stop - Hinge Side) 2. RH or LH 3. Interior Species/Finish/Color (see page 60) 4. Glazing Type 5. Quantity 6. Product ID (from product label), see Service Guide 9051877
		
2008 - September 2012	October 2012 - present	

Frames

Stop - Trim / Stationary Side / Stationary Window			Note: Replacement trim stops are made to order. <i>To order, state:</i> <ol style="list-style-type: none"> 1. Description of Part (Trim Stop - Stationary Side) 2. Interior Species/Finish/Color (see page 60) 3. Glazing Type 4. Quantity 5. Product ID (from product label), see Service Guide 9051877
3/4" Glass		1" Glass	
			
2008 - September 2012	October 2012 - present	January 2016 - present	

Stop - Inside / Head / Venting and Stationary Window			Note: Replacement inside stops are made to order. <i>To order, state:</i> <ol style="list-style-type: none"> 1. Description of Part (Inside Stop - Head) 2. Interior Species/Finish/Color (see page 60) 3. Glazing Type 4. Quantity 5. Product ID (from product label), see Service Guide 9051877
3/4" Glass		1" Glass	
			
2008 - September 2012	October 2012 - present	January 2016 - present	

Stop - Inside / Side and Sill / Venting and Stationary Window			Note: Replacement inside stops are made to order. Side stop handed as viewed from exterior. <i>To order, state:</i> <ol style="list-style-type: none"> 1. Description of Part (Inside Stop - Side or Sill) 2. Interior Species/Finish/Color (see page 60) 3. Glazing Type 4. Quantity 5. Product ID (from product label), see Service Guide 9051877
3/4" Glass		1" Glass	
			
2008 - present		January 2016 - present	

A-Series Casement & Picture Windows (2008 to Present)

Standard, Transom and Picture Windows

Frames

Stops - Picture Windows

Interior species/finish/color options



Pine



Maple



Oak



Vertical Grain
Douglas Fir



Cherry



Mahogany *



Clear Coat

Shown on pine. Available on pine, maple and oak only.



Honey



Cinnamon



Russet



Mocha




Espresso


Available with pine and maple only.



White




Birch Bark



Primed (for paint)

See your Andersen dealer for details.



Canvas




Sandtone



Terratone



Forest
Green



Dark
Bronze



Dove Gray



Prairie
Grass



Red Rock

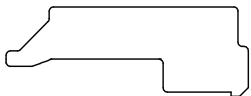
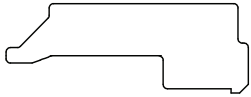
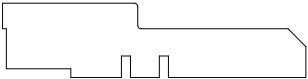
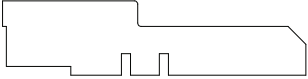


Cocoa
Bean



Black

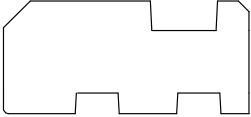
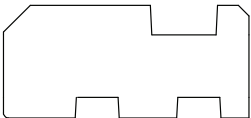
Frames

Glass Stop - Picture Window / Head and Sill	
	<p>Note: Replacement glass stops are made to order.</p> <p><i>To order, state:</i></p> <ol style="list-style-type: none"> 1. Description of Part (Glass Stop - Head and Sill) 2. Interior Species/Finish/Color (see page 63) 3. Quantity 4. Product ID (from product label), see Service Guide 9051877
Glass Stop - Picture Window / Side	
	<p>Note: Replacement glass stops are made to order. Handed as viewed from exterior.</p> <p><i>To order, state:</i></p> <ol style="list-style-type: none"> 1. Description of Part (Glass Stop - Side) 2. RH or LH 3. Interior Species/Finish/Color (see page 63) 4. Quantity 5. Product ID (from product label), see Service Guide 9051877
Trim Stop - Picture Window / Head and Sill	
	<p>Note: Replacement trim stops are made to order.</p> <p><i>To order, state:</i></p> <ol style="list-style-type: none"> 1. Description of Part (Trim Stop - Head and Sill) 2. Interior Species/Finish/Color (see page 63) 3. Quantity 4. Product ID (from product label, see Service Guide 9051877)
Trim Stop - Picture Window / Side	
	<p>Note: Replacement trim stops are made to order. Handed as viewed from exterior.</p> <p><i>To order, state:</i></p> <ol style="list-style-type: none"> 1. Description of Part (Trim Stop- Side) 2. RH or LH 3. Interior Species/Finish/Color (see page 63) 4. Quantity 5. Product ID (from product label), see Service Guide 9051877

A-Series Casement & Picture Windows (2008 to Present)

Standard, Transom and Picture Windows

Frames

Inside Stop - Picture Window / Head and Sill	
	<p>Note: Replacement inside stops are made to order.</p> <p><i>To order, state:</i></p> <ol style="list-style-type: none">1. Description of Part (Inside Stop - Head and Sill)2. Interior Species/Finish/Color (see page 63)3. Quantity4. Product ID (from product label), see Service Guide 9051877
Inside Stop - Picture Window / Side	
	<p>Note: Replacement inside stops are made to order. Handed as viewed from exterior.</p> <p><i>To order, state:</i></p> <ol style="list-style-type: none">1. Description of Part (Inside Stop - Side)2. RH or LH3. Interior Species/Finish/Color (see page 63)4. Quantity5. Product ID (from product label), see Service Guide 9051877

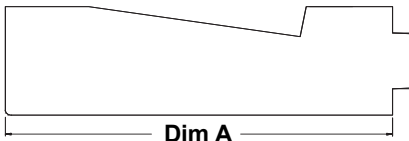
Frames

Extension Jamb

Note:

See latest [detail](#).

Size	Dim A
5 1/4	0.719
6 9/16	2.032
7 1/8	2.594



Unit No.	Length	Natural Wood			Prefinished Interior White (Painted)			Vinyl Wrapped White
		5 1/4" Wall	6 9/16" Wall	7 1/8" Wall	5 1/4" Wall	6 9/16" Wall	7 1/8" Wall	6 9/16" Wall
TW96	96	1636627	1636637	1636647	1694669	1694628	1694711	N/A
TW144	144	1636628	1636638	1636648	1694670	1694629	1694712	N/A

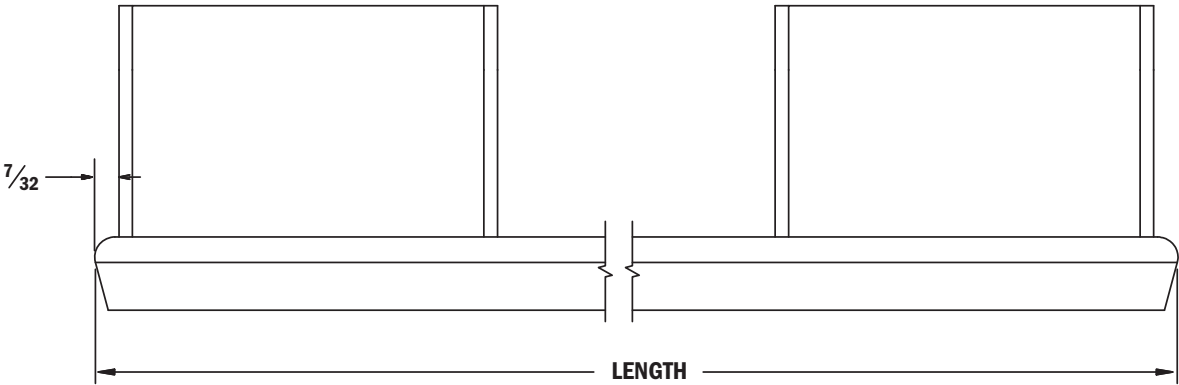
A-Series Casement & Picture Windows (2008 to Present)

Standard, Transom and Picture Windows


Frames

Stools

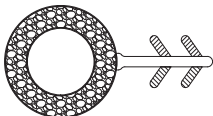


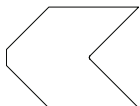
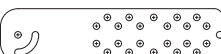
Note:
Casing is offset 7/32 from edge of stool. Custom sized stools available as configured items.



Depth	Dim A
4 9/16	1 55/64
5 1/4	2 35/64
6 9/16	3 55/64
7 1/8	4 27/64



Frames

Frame Parts					
Weatherstrip Kit					
Note: Sits vertically on the side jambs and horizontally on the head and sill.					
	Kit Includes: (27') Weatherstrip <u>Service Guide 9011006</u>			Beige	
				9019482	
Nailing Flange Ref. No. 13 page 69					
			For Unit Dimensions Up to	Order No.	
			37 1/4	3030002	
			59 1/4	3030004	
			95 1/4	9021961	
Stop Fastener					
	Note: (12) Fasteners			Order No.	
				9019521	
Flange Corner Seal					
	Note: Black in color, ships as a quantity of two (2) per sheet. Adhesive back			Order No.	
				3030005	
Clip - Installation Kit with Screws					
			Quantity	Dimensions	Order No.
			14 clips	6 3/8 x 1 1/2	9014870

A-Series Casement & Picture Windows (2008 to Present)

Standard, Transom and Picture Windows

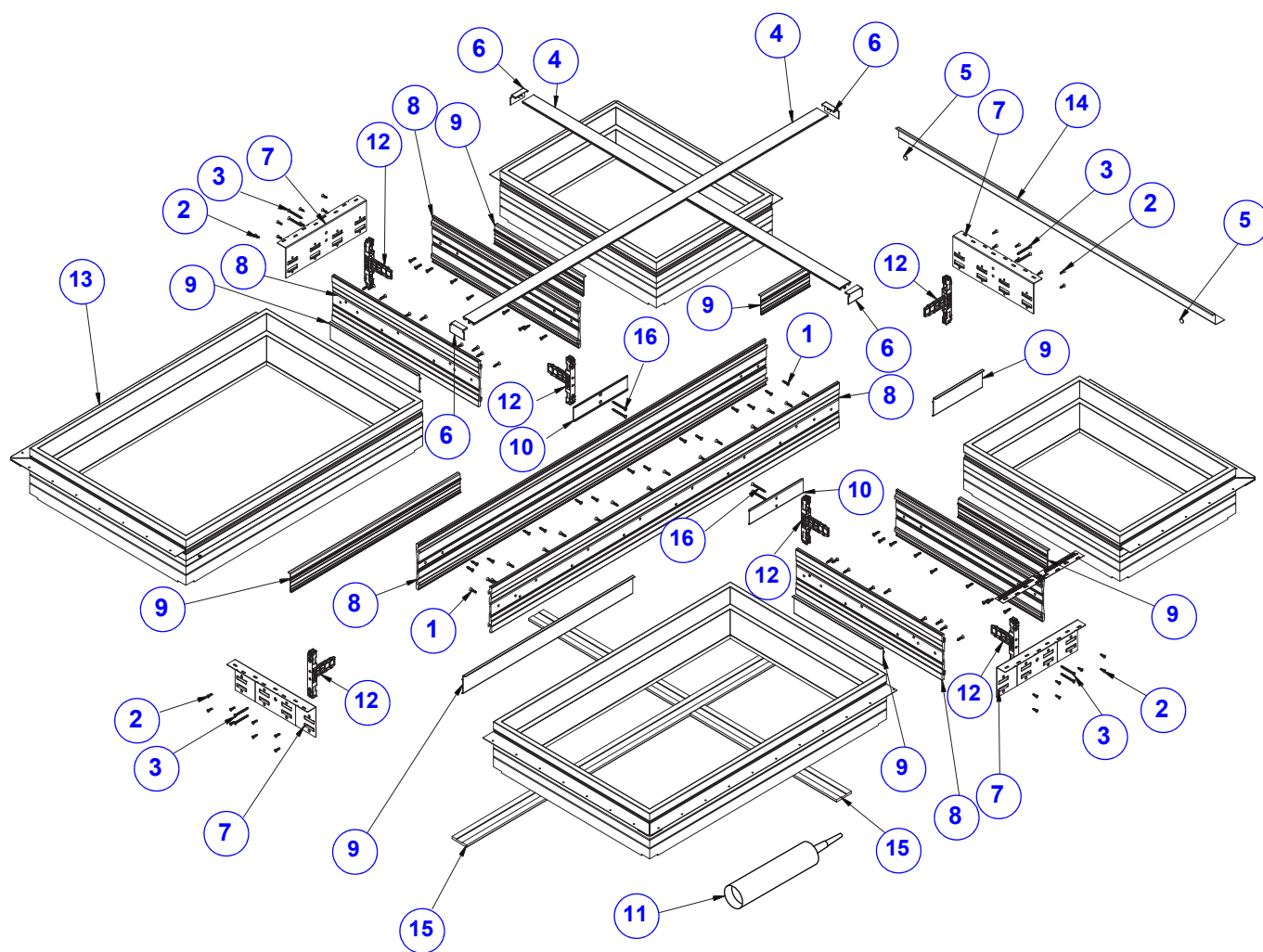
Joining Components

Reinforced (Fiberglass) Joining Kit Exploded View

Note:

See (1-Way) [Installation Guide 9161599](#) and (1-Way Assembly in Opening) [Installation Guide 9161601](#).

See (2-Way) [Installation Guide 9161600](#).



1. [Joining Plate Screw](#)
2. [Gusset Plate Screw](#)
3. [Locking Plug Screw](#)
4. [Exterior Trim Strip](#)
5. [Felt Pad](#)
6. [End Cap](#)
7. [Gusset Plate](#)
8. [Joining Plate](#)

9. [Joining Plate Alignment Spacer](#)
10. [Intersection Bracket](#) (2/Join)
11. [Sealant](#)
12. [Locking/Sealing Plug](#)
13. [Flange](#)
14. [Drip Cap](#)
15. [Interior Casing](#)
16. [Intersection Screw \(Long\)](#)

Joining Components

Reinforced (Fiberglass) Joining Kits

Kit Includes:

- (2) Gusset plates
- (2) Joining plates
- (1) Joining plate alignment spacer
- (1) Exterior trim strip
- (2) Locking/sealing plugs
- (2) Mull end caps
- (1) Tube of Sealant
- Hardware pack(s) (quantities vary depending on configuration)

		Note: Configured with multiple exterior/interior/flange options. Drip cap needs to be ordered separately. See (1-Way) Installation Guide 9161599 and (2-Way) Installation Guide 9161600 . See additional detail .	Length	Order No.
<div>JOB SITE KIT</div> <div>REINFORCED ?</div> <div>Reinforced Join - Jobsite Assembled w/ Kit</div>	<div>DEALER KIT</div> <div>REINFORCED</div> <div>Reinforced Join - Dealer Assembled w/ Kit</div>		72"	Configured
			96"	Configured

Note:

Configured with multiple exterior/interior/flange options. Drip cap needs to be ordered separately. See (1-Way) [Installation Guide 9161599](#) and (2-Way) [Installation Guide 9161600](#). See additional [detail](#).

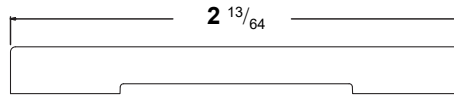
A-Series Casement & Picture Windows (2008 to Present)

Standard, Transom and Picture Windows

Joining Components

Reinforced (Fiberglass) Joining Kit Components

Inside Casing - 2 1/8"



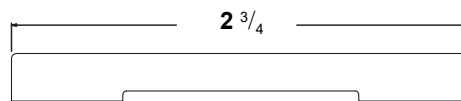
Finish	96"			120"					
	PINE	MAPLE	OAK	PINE	MAPLE	OAK	CHERRY	MAHOGANY	DOUGLAS FIR
Unfinished	9067316	9064335	9064417	9068749	9068751	9068750	9140911	9140912	9140910
Clear Coat	9013183	9013187	9013185	9013184	9013188	9013186			
Cinnamon	9013207	9013211	9013209	9013208	9013212	9013210			
Mocha	9013195	9013199	9013197	9013196	9013200	9013198			
Primed	9013181	9055407	9040763	9013182	9040764	9055404			
Honey	9013201	9013205	9013203	9013202	9013206	9013204			
Russet	9013189	9013193	9013191	9013190	9013194	9013192			
Espresso	9013215	9013219	9013217	9013216	9013220	9013218			
Birch Bark (Bright White)	9013213	9055408	9040765	9013214	9040766	9055405			
White	9013179	9055406	9040761	9013180	9040762	9055403			
Terratone®	9178875	9178857	9178866	9178830	9178848	9178839			
Sandtone	9178874	9178856	9178865	9178829	9178847	9178838			
Forest Green	9178881	9178863	9178872	9178836	9178854	9178845			
Canvas	9178873	9178855	9178864	9178828	9178846	9178837			
Prairie Grass									
Cocoa Bean	9178880	9178862	9178871	9178835	9178853	9178844			
Dove Gray	9178879	9178861	9178870	9178834	9178852	9178843			
Red Rock	9178878	9178860	9178869	9178833	9178851	9178842			
Black	9178876	9178858	9178867	9178831	9178849	9178840			
Dark Bronze	9178877	9178859	9178868	9178832	9178850	9178841			

Joining Components

Inside Casing - 2 3/4"

Note:

Used when a wide bottom rail (A-Series Casement or A-Series Awning) unit is mulled above other A-Series windows or doors.



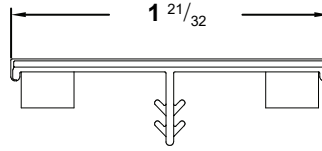
Finish	96"		
	Pine	Maple	Oak
Unfinished	9067323	9068753	9068752
White	9055372	9055385	9055394
Clear Coat	9055373	9055386	9055395
Cinnamon	9055374	9055387	9055396
Mocha	9055375	9055388	9055397
Primed	9055376	9055389	9055398
Honey	9055377	9055390	9055399
Russet	9055378	9055391	9055400
Espresso	9055379	9055392	9055401
Birch Bark (Bright White)	9055380	9055393	9055402

A-Series Casement & Picture Windows (2008 to Present)

Standard, Transom and Picture Windows

Joining Components

Trim Strip Ref. No. 4 [page 69](#)

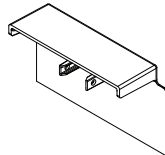
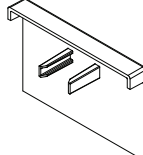
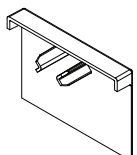


Color	Lineal (10 ft)	Lineal (12 ft)	31 (36 3/32")	68 (79 1/2")	611 (82 1/8")	80 (95 1/4")
White	2510101	N/A	2510102	2573492	2573496	2573488
Terratone®	2640746	N/A	2640747	2640743	2640744	2640745
Sandtone	0903753	N/A	0903754	0903750	0903751	0903752
Forest Green	1262851	N/A	1262852	1262848	1262849	1262850
Canvas	9033574	N/A	9033575	9033578	9033579	9033577
Prairie Grass	By description	N/A	9044103	9044135	9044143	9044151
Cocoa Bean	By description	N/A	9044102	9044134	9044142	9044150
Dove Gray	By description	N/A	9044088	9044092	9044093	9044094
Red Rock	By description	N/A	9044100	9044132	9044140	9044148
Black	By description	N/A	9044101	9044133	9044141	9044149
Dark Bronze	9020917	N/A	9044104	9044136	9044144	9044152

End Cap Ref. No. 6 [page 69](#)

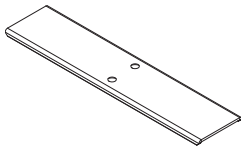
Note:

3/2012 - Present vintage used on LVL and fiberglass kits. End caps from 11/20-2/2012 are not available, replace with current.

	Month/Year		
	3/2012 - Present	11/2010 - 2/2012	2008 - 10/2010
			
Color	Order No.	Order No.	Order No.
White	9043111	N/A	9034557
Terratone®	9043119	N/A	9034565
Sandtone	9043110	N/A	9034556
Forest Green	9043118	N/A	9034564
Canvas	9043112	N/A	9034558
Prairie Grass	9043117	N/A	9034563
Cocoa Bean	9043116	N/A	9034562
Dove Gray	9043113	N/A	9034559
Red Rock	9043114	N/A	9034560
Black	9043115	N/A	9034561
Dark Bronze	9043120	N/A	9034566

Joining Components

Bracket - FGL Intersection Ref. No. 10 [page 69](#)

		Order No.
		9152243

Joining Plate - FGL Ref. No. 8 [page 69](#)

Note:


Need two per mull. Cut to fit joining plates 1 1/2" shorter than the overall mulled length or width.

		Size	Order No.
		34 1/4"	9150659
		94 1/4"	9150660
		118 1/4"	9150661
		142 1/2"	9163966

Joining Plate Alignment Spacer - FGL Ref. No. 9 [page 69](#)

Note:


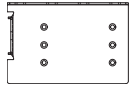
Need one per unit jamb that is to be joined. Required length: Unit length - 10"

		Size	Order No.
		88"	9160158
		136"	9163967

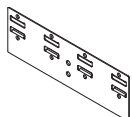
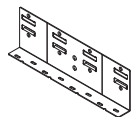
Half Gusset Plate - Assemble In Opening

Note:

Gusset required for rough opening mulling.

			Type	Order No.
			A	9173227
			B	9173228
Type A	Type B			

Gusset Plate Ref. No. 7 [page 69](#)

			Type	Size	Order No.
			Flanged	12"	3020001
			Flat		9023933
			Flanged	18"	3020004
			Flat		9023934
Flat	Flanged				

A-Series Casement & Picture Windows (2008 to Present)


Standard, Transom and Picture Windows

Joining Components

Gasket - Assemble In Opening

Note:

Two gaskets required for each Fiberglass (Easy Connect) join.




Order No.

9123317

End Plug

Note:

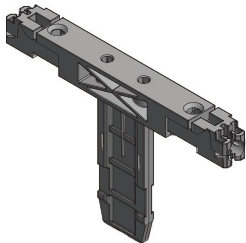
Required for rough opening mulling.



Order No.

9173229

Locking/Sealing Plug - FGL (November 5, 2018 to Present) Ref. No. 12 [page 69](#)



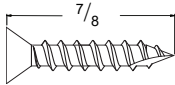
Order No.

9177451

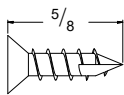
Joining Components

Miscellaneous Joining Components/Fasteners

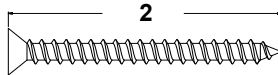
Screw Package - 7/8" FGL Screw Ref. No. 1 [page 69](#)

	Package Includes: Screw, 10-12 x 7/8 PH FL Type 17	Qty	Order No.
		52	9159384
		1	9159383

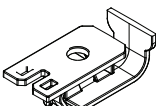
Screw - Gusset Plate / Intersection Bracket (Short) Ref. No. 2 [page 69](#)

	Description	Qty	Order No.
	5/8 X #8	1	3020011
		16	9017649

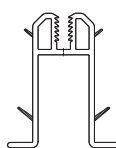
Screw - Gusset Plate / Intersection Bracket (Long) Ref. No. 3 & 16 [page 69](#)

	Description	Order No.
	2 X #10	9017654

End Plug - Non-Reinforced

		Order No.
		9043109

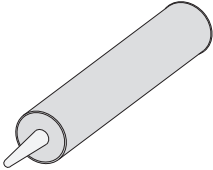
Trim Strip Receiver - Non-Reinforced

		Length	Order No.
		144"	9043374

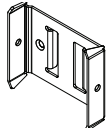
A-Series Casement & Picture Windows (2008 to Present)

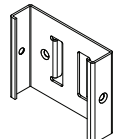
Standard, Transom and Picture Windows

Joining Components

Installation Sealant Ref. No. 11 page 69			
		Color	Order No.
		White	9105774
		Sandtone	9160293
		Canvas	9160299
		Terratone®	9160294
		Forest Green	9160296
		Prairie Grass	9160297
		Dove Gray	9160298
		Dark Bronze	9160292
		Cocoa Bean	9160300
		Red Rock	9160301
		Black	9160295

Felt Pad - Black Ref. No. 6 page 69		
	Description	Order No.
	1/2" diameter X 1/16" thick	By Description

Slide Clip - Non-Reinforced		
		Order No.
		3020005

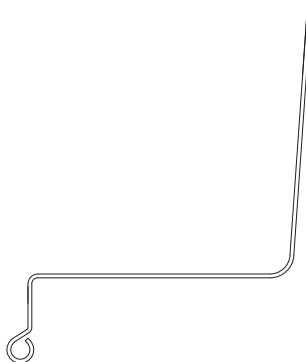
Receiver Clip - Non-Reinforced		
		Order No.
		3020012

Joining Components

Universal Drip Cap - Continuous

Note:

Use on side-by-side or vertical joins mulled at the factory or distributor. Consists of 24 gauge aluminum material.



	72"			120"			151 1/2"	
	Package Quantity			Package Quantity			Package Quantity	
	1	10	40	1	10	40	1	10
White	2222525	2222526	2222527	2222546	2222547	2222548	2222555	2222556
Terratone®	2222528	2222529	NA	2222549	2222550	NA	2222557	2222558
Sandtone	2222530	2222531	NA	2222551	2222552	NA	2222559	2222560
Forest Green	2222532	2222533	NA	2222553	2222554	NA	2222561	2222562
Canvas	9003116	9003117	NA	9003126	9003127	NA	9003130	9003131
Prairie Grass	9003565	9003566	NA	9003573	9003574	NA	9003581	9003582
Cocoa Bean	9003118	9003119	NA	9003128	9003129	NA	9003132	9003133
Dove Gray	9003563	9003564	NA	9003571	9003572	NA	9003579	9003580
Red Rock	9003559	9003560	NA	9003567	9003568	NA	9003575	9003576
Black	9003561	9003562	NA	9003569	9003570	NA	9003577	9003578
Dark Bronze	9020502	9020503	NA	9020504	9020505	NA	9020506	9020507

A-Series Casement & Picture Windows (2008 to Present)

Service Replacement

Service Replacement Only Parts

Service Replacement Only Parts

Note:

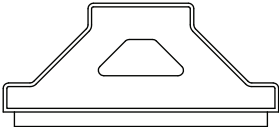
This section is specifically designed for parts that should only be ordered if a Territory Service Manager/Service Provider Company has requested them to be ordered or if the customer agrees to also pay for a non-warranty repair/replace service job (subject to availability) for these parts to be installed. We do not recommend anyone other than a trained AW employee or Service Provider install these parts due to the complexity of installation, modifications required for installation and/or requirement of special tools.

Exterior Grilles - Permanently Applied / Taped

Exterior Grilles - Taped / Chamfer A

Note:

Permanently applied grilles can only be ordered by Andersen Territory Service Representatives, Andersen Service Dealers and Providers.

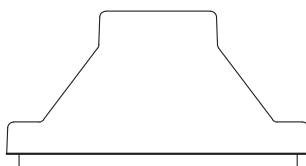
	Color	Length	$\frac{3}{4}"$	$\frac{7}{8}"$	$1 \frac{1}{8}"$	$2 \frac{1}{4}"$
	White	96	1284329	1284330	1284331	1284332
	Terratone®	96	9011971	9011972	9011973	9011974
	Sandtone	96	1284325	1284326	1284327	1284328
	Forest Green	96	9011967	9011968	9011969	9011970
	Canvas	96	1284357	1284358	1284359	1284360
	Prairie Grass	96	9011991	9011992	9011993	9011994
	Cocoa Bean	96	9011987	9011988	9011989	9011990
	Dove Gray	96	9011983	9011984	9011985	9011986
	Red Rock	96	9011975	9011976	9011977	9011978
	Black	96	9011979	9011980	9011981	9011982
	Dark Bronze	96	9020289	9020290	9020291	9020292
	Unfinished	96	9011963	9011964	9011965	9011966




Service Replacement Only Parts

Interior Grilles - Taped / Chamfer A

Note:

Permanently applied grilles can only be ordered by Andersen Territory Service Representatives, Andersen Service Dealers and Providers. Contact your local [Andersen Service Provider](#). ❌




	Length	Pine			
		$\frac{3}{4}"$	$\frac{7}{8}"$	$1 \frac{1}{8}"$	$2 \frac{1}{4}"$
 PINE	22"	2321131	2321136	2321141	2321146
	34"	2321132	2321137	2321142	2321147
	44"	2321133	2321138	2321143	2321148
	60"	2321134	2321139	2321144	2321149
	84"	2321135	2321140	2321145	2321150
	Length	Oak			
		$\frac{3}{4}"$	$\frac{7}{8}"$	$1 \frac{1}{8}"$	$2 \frac{1}{4}"$
 OAK	22"	2321111	2321116	2321121	2321126
	34"	2321112	2321117	2321122	2321127
	44"	2321113	2321118	2321123	2321128
	60"	2321114	2321119	2321124	2321129
	84"	2321115	2321120	2321125	2321130
	Length	Maple			
		$\frac{3}{4}"$	$\frac{7}{8}"$	$1 \frac{1}{8}"$	$2 \frac{1}{4}"$
 MAPLE	22"	2321010	2321015	2321020	2321025
	34"	2321011	2321016	2321021	2321026
	44"	2321012	2321017	2321022	2321027
	60"	2321013	2321018	2321023	2321028
	84"	2321014	2321019	2321024	2321029

A-Series Casement & Picture Windows (2008 to Present)

Service Replacement

Service Replacement Only Parts

Weatherstrip

Weatherstrip - Replacement			
	Note: Ships as 21' length.	Color	Order No.
		Beige	9087679

Notes
