

What's in This Section

Standard, Transom and Picture Windows	Page 7
Parts Illustration	7
Parts Illustration - Interior View	7
Parts Illustration - Exterior View	8
Parts Illustration - Standard Window	9
Parts Illustration - Picture/Transom Window	10
Unit Sizes	11
Standard and Custom Window Sizes	11
400 Series Product Label	11
Unit Size Chart - Standard and Transom Windows	12
Unit Size Chart - Picture and Transom Windows	14
Product History	15
Product History	15
Sash	16
Sash Size Table	16
Sash Graphic - Notched (1999 - 12/2012)	18
Sash Illustration - Notched (1999 - 12/2012)	19
Sash - Notched (1999 - 12/2012)	20
Sash - Notched / High Performance-Low-E4® (1999 - 12/2012)	20
Sash - Notched / High Performance-Low-E4® Sun 3 (1999 - 12/2012)	21
Sash - Notched / High Performance™ Sun II (1999 - 12/2012)	21
Sash - High Performance-Low-E4® Finelight™ (1999 - 12/2012)	22
Sash - Notched / High Performance-Low-E4® Tempered (1999 - 12/2012)	23
Sash - Notched / HP-Low-E4® Sun 3 Tempered (1999 - 12/2012)	24
Sash - Notched / High Performance™ Sun II Tempered (1999 - 12/2012)	24
Sash - Notched / Dual Pane (1999 - 12/2012)	25
Sash - Dual Pane Finelight™ (1999 - 12/2012)	26
Sash - Notched / Dual Pane Tempered (1999 - 12/2012)	26
Sash Graphic (1/2013 - Present)	27
Sash (1/2013 - Present)	28
Sash / High Performance-Low-E4® (1/2013 - Present)	28
Sash / High Performance-Low-E4® Sun 3 (1/2013 - Present)	29
Sash / High Performance™ Sun II (1/2013 - Present)	30
Sash - High Performance-Low-E4® Finelight™ (1/2013 - Present)	30
Sash / High Performance-Low-E4® Tempered (1/2013 - Present)	31
Sash / High Performance-Low-E4® Sun 3 Tempered (1/2013 - Present)	32
Sash / High Performance™ Sun II Tempered (1/2013 - Present)	33
Sash / Dual Pane (1/2013 - Present)	34
Sash - Dual Pane Finelight™ (1/2013 - Present)	35

Sash / Dual Pane Tempered (1/2013 - Present)	36
Sash Parts	37
Weatherstrip	38
Glazing Beads - Vinyl	40
Glass	42
Glass Size Table - Picture Windows	42
Glass Size Table - Transom Windows	43
Glass - Picture Windows / High Performance	44
Glass - Picture Windows / Dual Pane	49
Glass - Transom Windows / High Performance	52
Insect Screens	53
Insect Screen Mesh Illustration	53
Insect Screens - TruScene® Screens (2007 - Present)	54
Vintage Insect Screens - TruScene® Screens (2007 - 2013)	60
Insect Screen - Standard Mesh	63
Insect Screen Parts	69
Grilles	70
Interior Grilles - Standard Windows / Colonial	70
Interior Grilles - Standard Windows / Prairie A	75
Interior Grilles - Picture Windows / Colonial	80
Interior Grilles - Picture Windows / Prairie A	84
Interior Grille Parts	88
Hardware	89
Operator Replacement Reference - Split and Straight	89
Operator Handing Reference - Straight Arm	89
Split Arm Operator	90
Straight Arm Operator	92
Hinges (8/1999 - Present)	94
Hinge Hardware (8/1999 - Present)	95
Hardware Packs	96
Operator Covers	97
Handles	98
Locks and Lock Components	100
Installation Kit	102
Optional Hardware	102
Opening Control Device	103
Fasteners	104
Frame	105
Frame Graphic - Standard Windows	105
Frame / Single / Split Arm	106
Frame / Double / Split Arm	108
Frame / Triple / Split Arm / LSR	109
Frame / Single / 20" Opening	110

Frame / Double / 20" Opening	110
Frame / Single / 22" Opening	111
Frame / Double / 22" Opening	111
Frame / Single / Stationary	112
Frame / Double / Stationary	114
Frames - Picture Windows	115
Stop Graphic - Venting / Stationary	116
Stop Graphic - Transom / Picture	116
Trim Stop / Traditional / Venting & Stationary	117
Trim Stop / Contemporary / Venting & Stationary	123
Trim Stop / Traditional - Transom and Picture Window	128
Trim Stop / Contemporary - Transom and Picture Window	131
Glass Stop - Transom and Picture Window	133
Extension Jambs & Drywall Return Bead - Standard - Picture - Transom Window	135
Extension Jamb / Wood / Standard Window Single / Head/Sill	137
Extension Jamb / Wood / Standard Window Double / Head/Sill	138
Extension Jamb / Wood / Standard Window Triple / Head/Sill	139
Extension Jamb / Painted / Standard Window Single / Head/Sill	140
Extension Jamb / Painted / Standard Window Double / Head/Sill	141
Extension Jamb / Painted / Standard Window Triple / Head/Sill	142
Extension Jamb / Wood / Standard Window / Side	143
Extension Jamb / Painted / Standard Window / Side	144
Extension Jamb / Wood / Picture Window / Head/Sill	145
Extension Jamb / Painted / Picture Window / Head/Sill	146
Extension Jamb / Wood / Picture Window / Side	147
Extension Jamb / Painted / Picture Window / Side	148
Extension Jamb / Wood / Transom Window / Head/Sill	149
Extension Jamb / Painted / Transom Window / Head/Sill	150
Extension Jamb / Wood / Lineal Lengths	152
Extension Jamb / Painted / Lineal Lengths	154
Thick Extension Jamb / Wood / Lineal Lengths	156
Thick Extension Jamb / Painted / Lineal Lengths	157
Drywall Return Bead / Lineal Lengths	158
Auxiliary Extension Jamb / Wood / Lineal Lengths	158
Trim Piece / Filler	159
Joining Components	160
Narrow Mullion	160
Factory Mullion	164
Support Mullion	165
Reinforced Mull Joining Components - Steel	168
Reinforced Mull Joining Components - Aluminum	171
Reinforced Mull Joining Components - LVL	173
Universal Drip Cap - Continuous	177
Art Glass Components	178

Trim Stops - Standard, Picture and Transom Windows / Art Glass (1995 - Present) 178
 Art Glass Hardware 181

Angle Bay Windows Page 183

Unit Sizes 183
 Unit Sizes - 30° Angle Bay Windows 183
 Unit Sizes - 45° Angle Bay Windows 184
Angle Bay Parts 185
 Joining Components - Angle Bay 185
 Head and Seat Board Sets - Angle Bay 189
 Head and Seat Board Singles - Angle Bay 190
 Head and Seat Board Interior Trim - Angle Bay 191
 Platform - Angle Bay 191
 Extension Jambs - Angle Bay 191
 Cable Support System - Angle Bay 192

Box Bay Windows Page 193

Unit Sizes 193
Box Bay Parts 194
 Joining Components - Box Bay 195
 Interior Casing - Box Bay 196
 Extension Jambs - Box Bay 196
 Head and Seat Board Sets - Box Bay 196
 Head and Seat Board Singles - Box Bay 196
 Cable Support System - Bow 197

Bow Windows Page 199

Unit Sizes 199
Bow Window Parts 200
 Joining Components - Bow 201
 Extension Jambs - Bow 203
 Head and Seat Board Sets - Bow 205
 Head and Seat Board Singles - Bow 206
 Head and Seat Board Interior Trim - Angle Bay 207
 Platform - Bow 207
 Bow Parts 207
 Cable Support System - Bow 208

Stormwatch® Protection (Coastal Product) Page 209

Sash 209
 Sash - High Performance-Low-E4® (Impact Resistant) 209
 Sash - High Performance-Low-E4® Tempered (Impact Resistant) 209

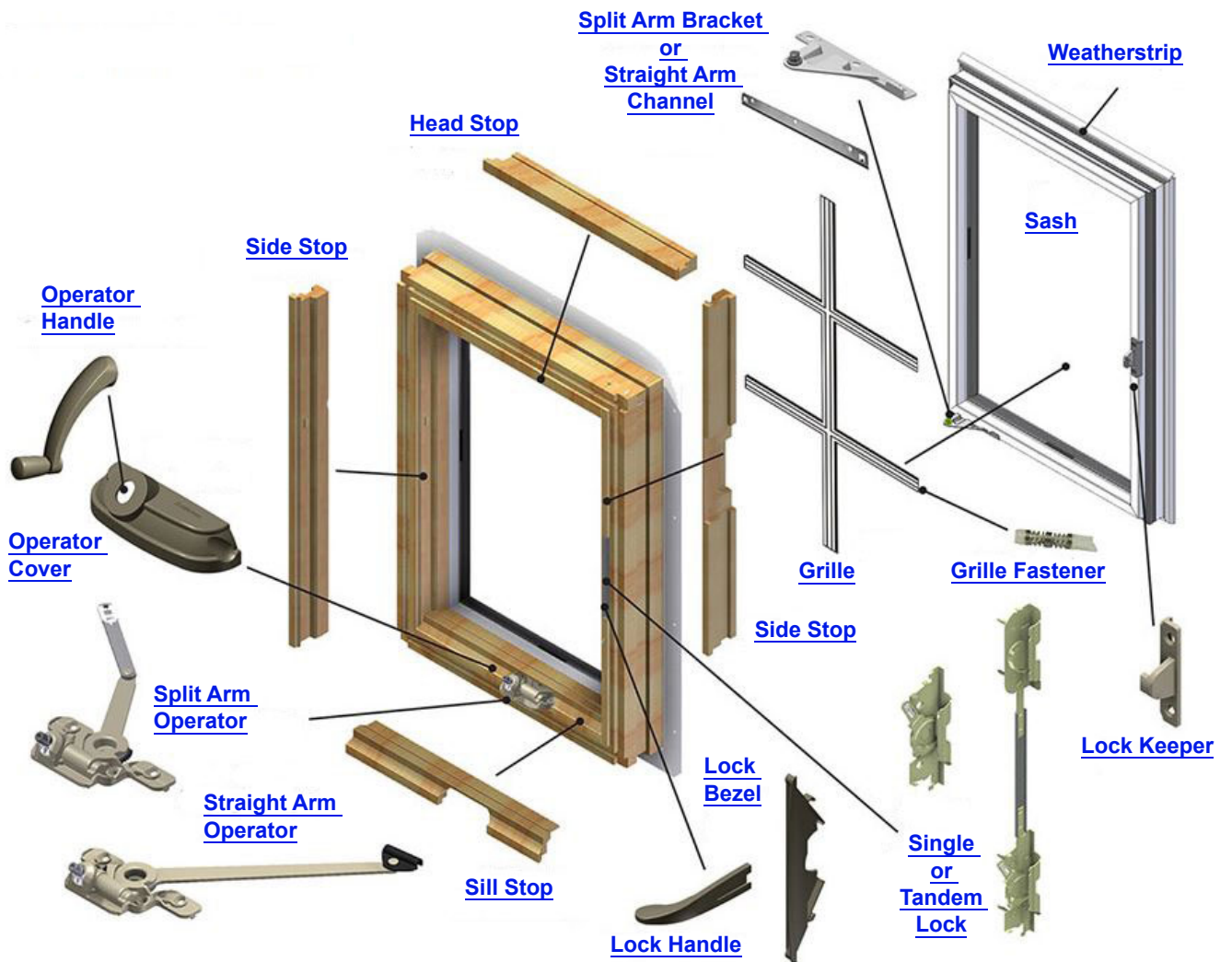
Sash - Laminated Monolithic (GLM) (Impact Resistant)	210
Glass - Picture Windows / HP-Low-E4® (Impact Resistant)	211
Glass - Picture Windows / HP-Low-E4® Tempered (Impact Resistant)	212
Sash Parts	213
Glazing Beads - Vinyl (Impact Resistant)	214
Weatherstrip (Impact Resistant)	215
Hardware	216
Locks and Lock Components (<i>Impact Resistant 2013 - Present</i>)	216
Frames	217
Stop Graphic Impact Resistant - Venting / Stationary	217
Stop Graphic - Transom / Picture	217
Trim Stop / Traditional (Impact Resistant)	218
Trim Stop / Contemporary (Impact Resistant)	218
Glass Stop Kit - Picture Window (Impact Resistant)	219
Trim Stop / Traditional - Transom Windows (Impact Resistant)	220
Trim Stop / Traditional - Picture Windows (Impact Resistant)	222
Trim Stop / Contemporary - Transom Windows (Impact Resistant)	224
Trim Stop / Contemporary - Picture Windows (Impact Resistant)	226
Frame Parts	227
Installation Clips (Impact Resistant)	228
Jamb Clip Kit (Impact Resistant)	228
Joining Components	229
LVL Reinforced Joining Components	229
Service Replacement	Page 231
Service Replacement Only Parts	231
Service Replacement Only Parts	231
Interior / Exterior Grilles - Traditional	231
Interior Grilles - Contemporary	232
Exterior Grilles - HDN	233
Hinge Shims	234
Weatherstrip	234
Glass Stops - Picture Windows	234
Trim Strips - Angle Bay	235
Cartons	236
Pad - Unit	237
Bulletins	238

400 Series Perma-Shield® Improved/E-Z Casement Windows (1999 to Present)

Standard, Transom and Picture Windows

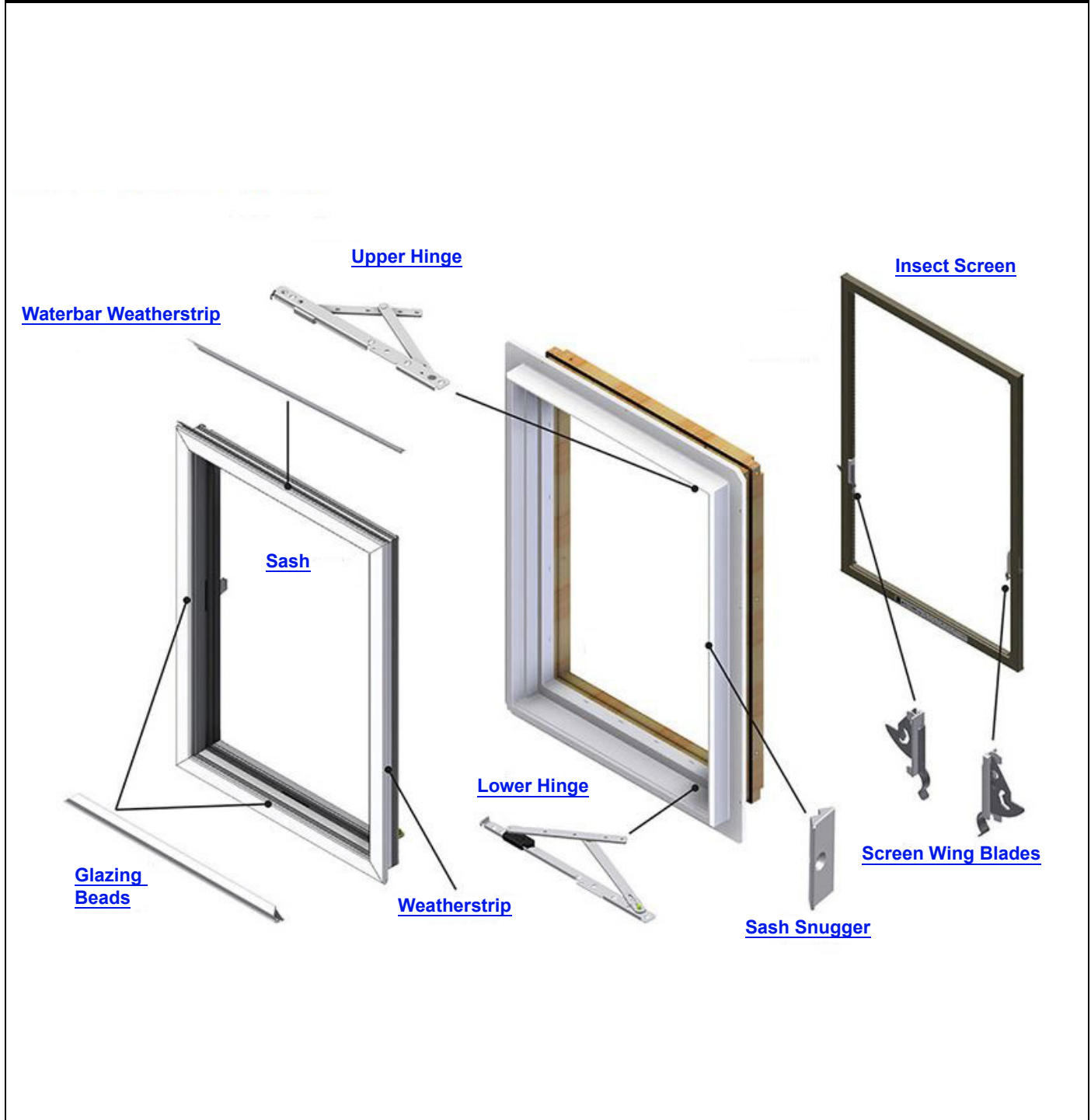
Parts Illustration

Parts Illustration - Interior View



Parts Illustration

Parts Illustration - Exterior View



400 Series Perma-Shield® Improved/E-Z Casement Windows (1999 to Present)

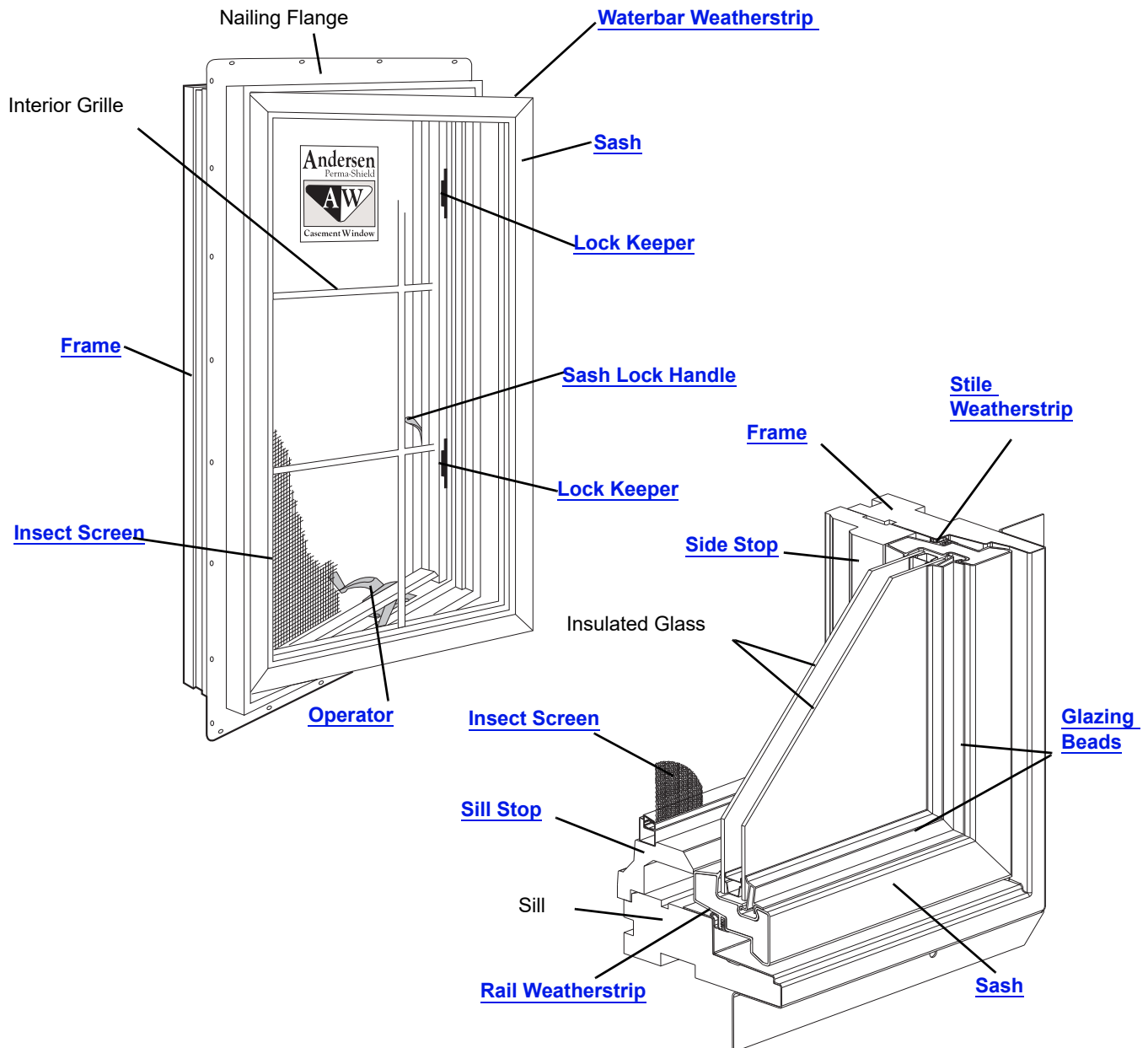
Standard, Transom and Picture Windows

Parts Illustration

Parts Illustration - Standard Window

Note:

Improved/E-Z Casement vent units do not have visible operator cover screws or lock lever screws.



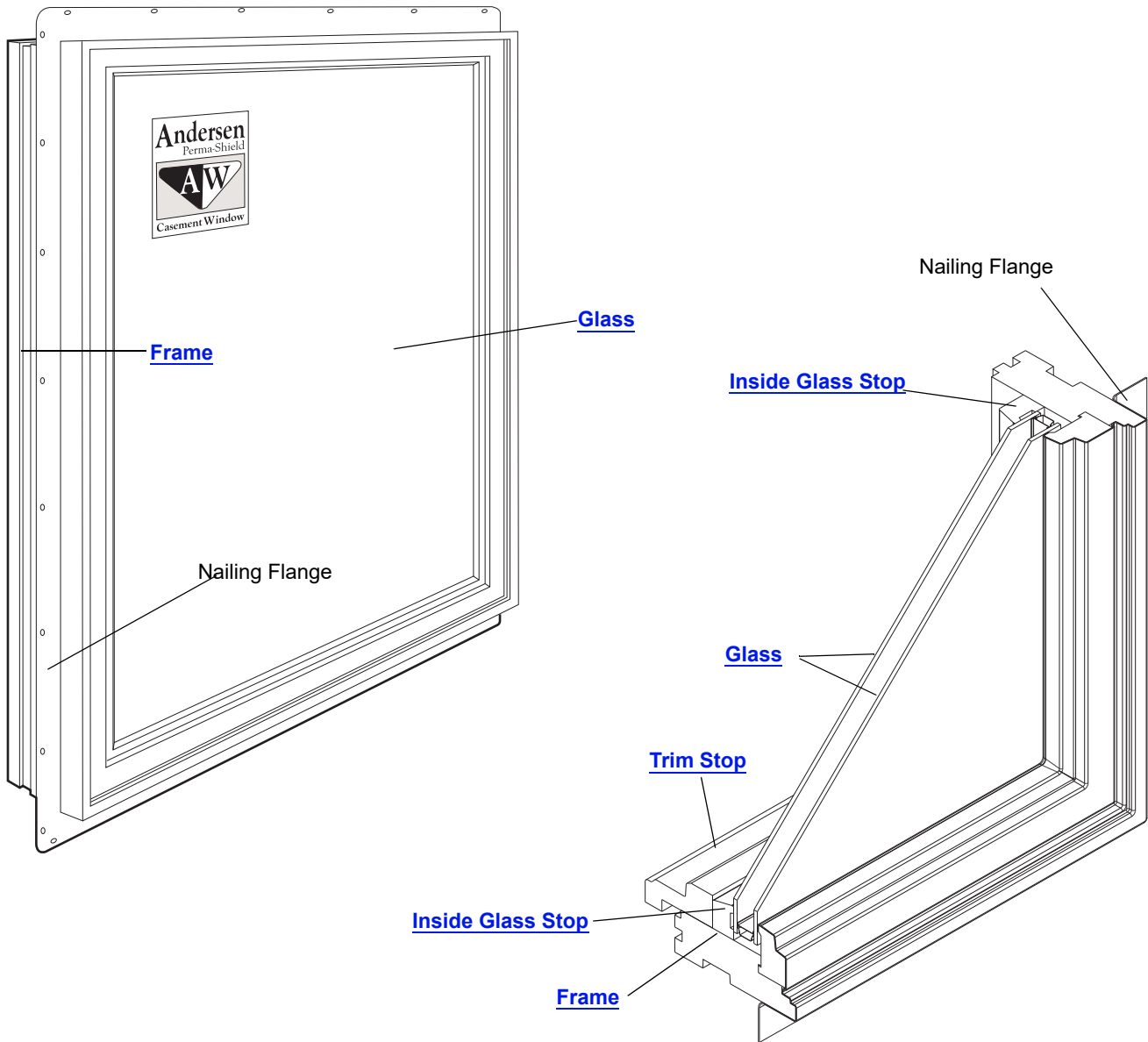
Manufactured 1999 to Present

Perma-Shield® Improved/E-Z Casement Window Unit Parts

Unit viewed from exterior.

Parts Illustration

Parts Illustration - Picture/Transom Window



Quick link to glass part number charts

["Glass - Transom Windows / High Performance" on page 52](#)

["Glass - Picture Windows / High Performance" on page 44](#)

Manufactured 1999 to Present

Perma-Shield® Improved/E-Z Casement Sashless Picture/Transom Window Unit Parts

Unit viewed from exterior.

400 Series Perma-Shield® Improved/E-Z Casement Windows (1999 to Present)

Standard, Transom and Picture Windows

Unit Sizes

Standard and Custom Window Sizes

Note:

Improved Casement Windows are available in standard sizes. Replacement parts for some standard windows can be ordered using the numbers listed in this catalog. Some replacement parts for standard windows are made to order. These items are ordered using the Product ID found on the identification label and a description of the part needed. See [Service Guide 9051877](#).

Improved Casement Windows are also available in custom sizes in 1/8" increments between the smallest and the largest standard sizes. Most replacement parts for custom-sized windows are made to order and can be ordered with the Product ID found on the identification label and a description of the part needed. See [Service Guide 9051877](#).

400 Series Product Label

Note:

Some Improved Casement Windows will have an identification label or glass etching containing a unique Product ID. The Product ID on Improved Casement Windows will be located at the top of the window frame or etched into the glass. See [Service Guide 9051877](#). The Product ID may be up to 14 digits long (excluding hyphens), depending on the age of the unit. Replacement parts will also get their own unique Product ID. When ordering replacement parts, providing the Product ID ensures that replacement parts match the specifications.

Unit Sizes

Unit Size Chart - Standard and Transom Windows

Note:

Single sash indicates hinging left, right or stationary. **Handing is viewed from exterior.** Unit Dimension refers to overall outside-to-outside frame. Unobstructed Glass refers to visible glass dimensions. Numbers in parentheses are metric measurements.

See [Measuring Visible Glass Video](#). See current [Size Grid](#).

Table of Casement and Transom Window Sizes
Scale 1/8" (3) = 1'-0" (305) – 1:96

Window Dimension	1'-5"	1'-8 1/2"	2'-0 1/8"	2'-4 3/8"	2'-7 1/2"	2'-11 15/16"	2'-9 3/4"	3'-4 3/4"	4'-0"	4'-8 1/2"
Minimum Rough Opening	1'-5 1/2" (445)	1'-9" (533)	2'-0 5/8" (625)	2'-4 7/8" (733)	2'-8" (813)	3'-0 1/2" (927)	2'-10 1/4" (870)	3'-5 1/4" (1048)	4'-0 1/2" (1232)	4'-9" (1448)
Unobstructed Glass (casement, single sash only)	12 5/8" (321)	16 1/8" (410)	19 3/4" (502)	24" (610)	27 1/8" (689)	31 3/16" (802)	12 5/8" (321)	16 1/8" (410)	19 3/4" (502)	24" (610)
Unobstructed Glass (transom, single sash only)	12 3/16" (310)	15 11/16" (398)	19 5/16" (491)	23 9/16" (599)	26 11/16" (678)	31 1/8" (791)	28 15/16" (735)	35 15/16" (913)	43 3/16" (1097)	51 11/16" (1313)

CUSTOM WIDTHS – 1'-5" to 7'-0 5/8"

1'-0" (305)	1'-0 1/2" (319)	7 3/16" (183)	1'-0" (305)	1'-0 1/2" (319)	7 3/16" (183)	CTR1510	CTR1810	CTR2010	CTR2410	CTR2810	CTR3010	CTR2910	CTR3410	CTR4010	CTR4810
													CTR21810	CTR22010	CTR22410

CUSTOM WIDTHS – 1'-5" to 2'-11 15/16"

CUSTOM HEIGHTS – 2'-0 1/8" to 5'-11 7/8"

Window Dimension	1'-5"	1'-8 1/2"	2'-0 1/8"	2'-4 3/8"	2'-7 1/2"	2'-11 15/16"	2'-9 3/4"	3'-4 3/4"	4'-0"	4'-8 1/2"
2'-0 1/8"	CR12	CN12	C12	CW12*				CN22	C22	CW22*
2'-4 3/8"	CR125	CN125	C125	CW125*	CX125			CN225	C225	CW225*
2'-11 15/16"	CR13	CN13	C13	CW13*	CX13	CXW13	CR23	CN23	C23	CW23*
3'-4 3/4"	CR135	CN135	C135	CW135*	CX135*	CXW135*	CR235	CN235	C235	CW235**
4'-0"	CR14	CN14	C14	CW14**	CX14*	CXW14*	CR24	CN24	C24	CW24**
4'-4 13/16"	CR145	CN145	C145	CW145**	CX145*	CXW145*	CR245	CN245	C245	CW245**
4'-11 7/8"	CR15	CN15	C15	CW15**	CX15*	CXW15**	CR25	CN25	C25	CW25**
5'-4 13/16"	CR155	CN155	C155	CW155**	CX155*	CXW155**	CR255	CN255	C255	CW255**
5'-11 7/8"	CR16	CN16	C16	CW16**	CX16*	CXW16**	CR26	CN26	C26	CW26**

Vent Layout

Perma-Shield® Improved/E-Z Casement Standard and Transom Window Unit Sizes

Unit viewed from exterior.

400 Series Perma-Shield® Improved/E-Z Casement Windows (1999 to Present)

Standard, Transom and Picture Windows










































Unit Sizes

Unit Size Chart - Standard and Transom Windows (continued)

Note:

Single sash indicates hinging left, right or stationary. **Handing is viewed from exterior.** Unit Dimension refers to overall outside-to-outside frame. Unobstructed Glass refers to visible glass dimensions. Numbers in parentheses are metric measurements.

See [Measuring Visible Glass Video](#). See current [Size Grid](#).

Window Dimension	5'-2 3/4" (1594)	5'-11 5/8" (1819)	5'-1" (1549)	5'-11 7/8" (1826)	7'-0 5/8" (2149)
Minimum Rough Opening	5'-3 1/4" (1607)	6'-0 1/8" (1832)	5'-1 1/2" (1562)	6'-0 3/8" (1838)	7'-1 1/8" (2162)
Unobstructed Glass (casement, single sash only)	27 1/8" (689)	31 9/16" (802)	16 1/8" (410)	19 3/4" (502)	24" (610)
Unobstructed Glass (transom, single sash only)	57 15/16" (1472)	66 13/16" (1697)	56 3/16" (1427)	67 1/16" (1703)	79 13/16" (2027)
	CUSTOM WIDTHS to 7'-0 5/8"				
1'-0" (305)					
1'-0" (305)					
2'-0 1/8" (613)					
2'-4 3/8" (721)					
2'-11 15/16" (913)					
3'-4 13/16" (1037)					
4'-0" (1219)					
4'-4 3/16" (1341)					
4'-11 7/8" (1521)					

Vent Layout

Perma-Shield® Improved/E-Z Casement Standard and Transom Window Unit Sizes

Unit viewed from exterior.

Unit Sizes

Unit Size Chart - Picture and Transom Windows

Note:

Unit Dimension refers to overall outside-to-outside frame. Unobstructed Glass refers to visible glass dimensions. Numbers in parentheses are metric measurements. To determine if window is Improved/E-Z Casement or a Perma-Shield® Casement, examine interior glass edges. Improved/E-Z Casement has wood against the glass; Perma-Shield® Casement has vinyl against the glass. Unobstructed Glass refers to visible glass dimensions. Numbers in parentheses are metric measurements.

See [Measuring Visible Glass Video](#). See current [Size Grid](#).

Unit Dimension	2'-11 15/16"	3'-4 13/16"	4'-0"	4'-4 13/16"	4'-11 7/8"	5'-4 13/16"	5'-11 7/8"
	(913)	(1037)	(1219)	(1341)	(1521)	(1646)	(1826)
Minimum Rough Opening	3'-0 1/2"	3'-5 3/8"	4'-0 1/2"	4'-5 3/8"	5'-0 3/8"	5'-5 3/8"	6'-0 3/8"
	(927)	(1051)	(1232)	(1356)	(1534)	(1660)	(1838)
Unobstructed Glass	31 1/8"	36"	43 3/16"	48"	55 1/16"	60"	67 1/16"
	(791)	(914)	(1097)	(1219)	(1399)	(1524)	(1703)
1'-0"	(305)						
1'-0 1/2"	(318)						
7 3/16"	(183)						
	PTR3010 ‡	PTR3510 ‡	PTR4010 ‡	PTR4510 ‡	PTR5010 ‡	PTR5510 ‡	PTR6010 ‡
2'-11 15/16"							
(913)							
3'-0 1/2"							
(927)							
31 1/8"							
(791)	P3030	P3530	P4030	P4530	P5030	P5530	P6030
3'-4 13/16"							
(1037)							
3'-5 3/8"							
(1051)							
36"							
(914)	P3035	P3535	P4035	P4535	P5035	P5535	P6035
4'-0"							
(1219)							
4'-0 1/2"							
(1232)							
43 3/16"							
(1097)	P3040	P3540	P4040	P4540	P5040	P5540 ‡	P6040 ‡
4'-4 13/16"							
(1341)							
4'-5 3/8"							
(1356)							
48"							
(1219)	P3045	P3545	P4045	P4545 ‡	P5045 ‡	P5545 ‡	P6045 ‡
4'-11 7/8"							
(1521)							
5'-0 3/8"							
(1534)							
55 1/16"							
(1399)	P3050	P3550	P4050	P4550 ‡	P5050 ‡	P5550 ‡	P6050 ‡
5'-4 13/16"							
(1646)							
5'-5 3/8"							
(1660)							
60"							
(1524)	P3055	P3555	P4055 ‡	P4555 ‡	P5055 ‡		
5'-11 7/8"							
(1826)							
6'-0 3/8"							
(1838)							
67 1/16"							
(1703)	P3060	P3560	P4060 ‡	P4560 ‡	P5060 ‡		

Perma-Shield® Improved/E-Z Casement Picture and Transom Window Unit Sizes

Unit viewed from exterior.

400 Series Perma-Shield® Improved/E-Z Casement Windows (1999 to Present)

Standard, Transom and Picture Windows

Product History

Product History

- 2016** Dark Bronze and Black **interiors** introduced. See Bulletin 37-16 for more detail.
- 2015** Black **exteriors** introduced. See Bulletin 25-15 for more detail.
- 2012** Sash notch removed. See Bulletin 20-12 for more detail.
- 2012** Window Opening Control Device introduced. See Bulletin 01-12 for more detail.
- 2010** Distressed Bronze hardware finish introduced. See Bulletin 400/200S-910 for more detail.
- 2009** Custom sizes introduced. See Bulletin PSW-309 for more detail.
- 2008** SmartSun™ glass introduced. See Bulletin SM-1108 for more detail.
- 2006** Factory applied 6 9/16" extension jambs introduced. See Bulletin PSW-106 for more detail.
- 2001** Forest Green introduced. See Bulletins for more detail.
- 1999** PI options (pre-finished inside) introduced. See Bulletins for more detail.
- 1999** Improved hinge and lock system introduced. See Bulletins for more detail.

Sash

Sash Size Table

Note:

Overall Sash is measured outside edge to outside edge of frame.

Unobstructed Glass is dimension from outside edge to outside edge of visible glass only.

Actual Glass is dimension of outside edge to outside edge of glass, including glass that is not visible.

Sash Size Table - Standard Window

Unit No.	Overall Sash (w x h)	Unobstructed Glass (w x h)	Actual Glass (w x h)
CR2	15 ²⁷ / ₃₂ × 22 ⁹ / ₁₆	12 ⁵ / ₈ × 19 ⁵ / ₁₆	13 ¹⁵ / ₃₂ × 20 ³ / ₁₆
CR25	15 ²⁷ / ₃₂ × 26 ¹³ / ₁₆	12 ⁵ / ₈ × 23 ⁹ / ₁₆	13 ¹⁵ / ₃₂ × 24 ⁷ / ₁₆
CR3	15 ²⁷ / ₃₂ × 34 ³ / ₈	12 ⁵ / ₈ × 31 ¹ / ₈	13 ¹⁵ / ₃₂ × 32
CR35	15 ²⁷ / ₃₂ × 39 ¹ / ₄	12 ⁵ / ₈ × 36	13 ¹⁵ / ₃₂ × 36 ⁷ / ₈
CR4	15 ²⁷ / ₃₂ × 46 ⁷ / ₁₆	12 ⁵ / ₈ × 43 ³ / ₁₆	13 ¹⁵ / ₃₂ × 44 ¹ / ₁₆
CR45	15 ²⁷ / ₃₂ × 51 ¹ / ₄	12 ⁵ / ₈ × 48	13 ¹⁵ / ₃₂ × 48 ⁷ / ₈
CR5	15 ²⁷ / ₃₂ × 58 ⁵ / ₁₆	12 ⁵ / ₈ × 55 ¹ / ₁₆	13 ¹⁵ / ₃₂ × 55 ¹⁵ / ₁₆
CR55	15 ²⁷ / ₃₂ × 63 ¹ / ₄	12 ⁵ / ₈ × 60	13 ¹⁵ / ₃₂ × 60 ⁷ / ₈
CR6	15 ²⁷ / ₃₂ × 70 ⁵ / ₁₆	12 ⁵ / ₈ × 67 ¹ / ₁₆	13 ¹⁵ / ₃₂ × 67 ¹⁵ / ₁₆
CN2	19 ¹¹ / ₃₂ × 22 ⁹ / ₁₆	16 ¹ / ₈ × 19 ⁵ / ₁₆	16 ³¹ / ₃₂ × 20 ³ / ₁₆
CN25	19 ¹¹ / ₃₂ × 26 ¹³ / ₁₆	16 ¹ / ₈ × 23 ⁹ / ₁₆	16 ³¹ / ₃₂ × 24 ⁷ / ₁₆
CN3	19 ¹¹ / ₃₂ × 34 ³ / ₈	16 ¹ / ₈ × 31 ¹ / ₈	16 ³¹ / ₃₂ × 32
CN35	19 ¹¹ / ₃₂ × 39 ¹ / ₄	16 ¹ / ₈ × 36	16 ³¹ / ₃₂ × 36 ⁷ / ₈
CN4	19 ¹¹ / ₃₂ × 46 ⁷ / ₁₆	16 ¹ / ₈ × 43 ³ / ₁₆	16 ³¹ / ₃₂ × 44 ¹ / ₁₆
CN45	19 ¹¹ / ₃₂ × 51 ¹ / ₄	16 ¹ / ₈ × 48	16 ³¹ / ₃₂ × 48 ⁷ / ₈
CN5	19 ¹¹ / ₃₂ × 58 ⁵ / ₁₆	16 ¹ / ₈ × 55 ¹ / ₁₆	16 ³¹ / ₃₂ × 55 ¹⁵ / ₁₆
CN55	19 ¹¹ / ₃₂ × 63 ¹ / ₄	16 ¹ / ₈ × 60	16 ³¹ / ₃₂ × 60 ⁷ / ₈
CN6	19 ¹¹ / ₃₂ × 70 ⁵ / ₁₆	16 ¹ / ₈ × 67 ¹ / ₁₆	16 ³¹ / ₃₂ × 67 ¹⁵ / ₁₆
C2	22 ³¹ / ₃₂ × 22 ⁹ / ₁₆	19 ³ / ₄ × 19 ⁵ / ₁₆	20 ¹⁹ / ₃₂ × 20 ³ / ₁₆
C25	22 ³¹ / ₃₂ × 26 ¹³ / ₁₆	19 ³ / ₄ × 23 ⁹ / ₁₆	20 ¹⁹ / ₃₂ × 24 ⁷ / ₁₆
C3	22 ³¹ / ₃₂ × 34 ³ / ₈	19 ³ / ₄ × 31 ¹ / ₈	20 ¹⁹ / ₃₂ × 32
C35	22 ³¹ / ₃₂ × 39 ¹ / ₄	19 ³ / ₄ × 36	20 ¹⁹ / ₃₂ × 36 ⁷ / ₈
C4	22 ³¹ / ₃₂ × 46 ⁷ / ₁₆	19 ³ / ₄ × 43 ³ / ₁₆	20 ¹⁹ / ₃₂ × 44 ¹ / ₁₆
C45	22 ³¹ / ₃₂ × 51 ¹ / ₄	19 ³ / ₄ × 48	20 ¹⁹ / ₃₂ × 48 ⁷ / ₈
C5	22 ³¹ / ₃₂ × 58 ⁵ / ₁₆	19 ³ / ₄ × 55 ¹ / ₁₆	20 ¹⁹ / ₃₂ × 55 ¹⁵ / ₁₆
C55	22 ³¹ / ₃₂ × 63 ¹ / ₄	19 ³ / ₄ × 60	20 ¹⁹ / ₃₂ × 60 ⁷ / ₈
C6	22 ³¹ / ₃₂ × 70 ⁵ / ₁₆	19 ³ / ₄ × 67 ¹ / ₁₆	20 ¹⁹ / ₃₂ × 67 ¹⁵ / ₁₆
CW2	27 ⁷ / ₃₂ × 22 ⁹ / ₁₆	24 × 19 ⁵ / ₁₆	24 ²⁷ / ₃₂ × 20 ³ / ₁₆
CW25	27 ⁷ / ₃₂ × 26 ¹³ / ₁₆	24 × 23 ⁹ / ₁₆	24 ²⁷ / ₃₂ × 24 ⁷ / ₁₆
CW3	27 ⁷ / ₃₂ × 34 ³ / ₈	24 × 31 ¹ / ₈	24 ²⁷ / ₃₂ × 32
CW35	27 ⁷ / ₃₂ × 39 ¹ / ₄	24 × 36	24 ²⁷ / ₃₂ × 36 ⁷ / ₈
CW4	27 ⁷ / ₃₂ × 46 ⁷ / ₁₆	24 × 43 ³ / ₁₆	24 ²⁷ / ₃₂ × 44 ¹ / ₁₆

400 Series Perma-Shield® Improved/E-Z Casement Windows (1999 to Present)

Standard, Transom and Picture Windows

Sash

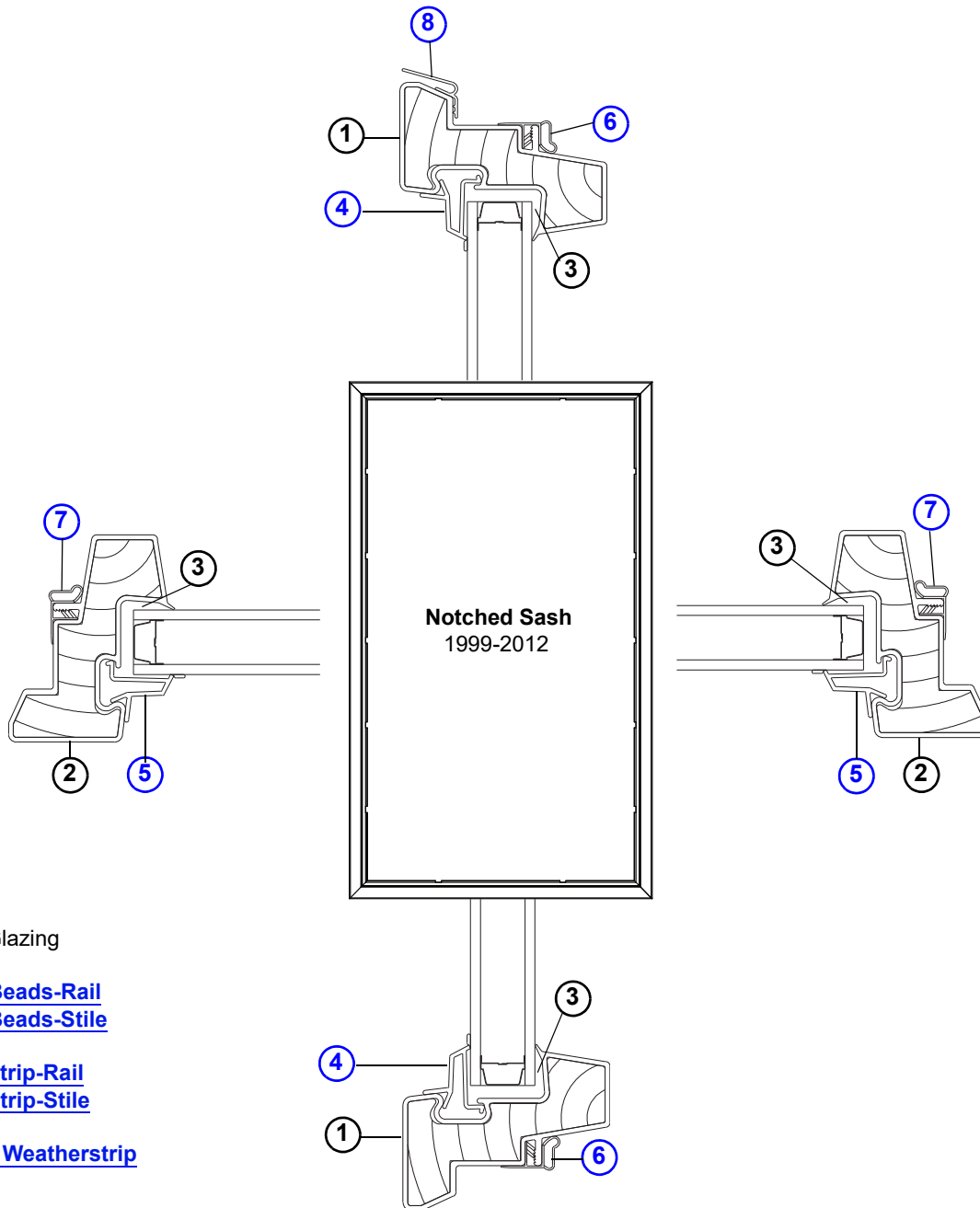
Sash Size Table - Standard Window			
Unit No.	Overall Sash (w x h)	Unobstructed Glass (w x h)	Actual Glass (w x h)
CW45	27 ⁷ / ₃₂ × 51 ¹ / ₄	24 × 48	24 ²⁷ / ₃₂ × 48 ⁷ / ₈
CW5	27 ⁷ / ₃₂ × 58 ⁵ / ₁₆	24 × 55 ¹ / ₁₆	24 ²⁷ / ₃₂ × 55 ¹⁵ / ₁₆
CW55	27 ⁷ / ₃₂ × 63 ¹ / ₄	24 × 60	24 ²⁷ / ₃₂ × 60 ⁷ / ₈
CW6	27 ⁷ / ₃₂ × 70 ⁵ / ₁₆	24 × 67 ¹ / ₁₆	24 ²⁷ / ₃₂ × 67 ¹⁵ / ₁₆
CX25	30 ¹¹ / ₃₂ × 26 ¹³ / ₁₆	27 ¹ / ₈ × 23 ⁹ / ₁₆	27 ³¹ / ₃₂ × 24 ⁷ / ₁₆
CX3	30 ¹¹ / ₃₂ × 34 ³ / ₈	27 ¹ / ₈ × 31 ¹ / ₈	27 ³¹ / ₃₂ × 32
CX35	30 ¹¹ / ₃₂ × 39 ¹ / ₄	27 ¹ / ₈ × 36	27 ³¹ / ₃₂ × 36 ⁷ / ₈
CX4	30 ¹¹ / ₃₂ × 46 ⁷ / ₁₆	27 ¹ / ₈ × 43 ³ / ₁₆	27 ³¹ / ₃₂ × 44 ¹ / ₁₆
CX45	30 ¹¹ / ₃₂ × 51 ¹ / ₄	27 ¹ / ₈ × 48	27 ³¹ / ₃₂ × 48 ⁷ / ₈
CX5	30 ¹¹ / ₃₂ × 58 ⁵ / ₁₆	27 ¹ / ₈ × 55 ¹ / ₁₆	27 ³¹ / ₃₂ × 55 ¹⁵ / ₁₆
CX55	30 ¹¹ / ₃₂ × 63 ¹ / ₄	27 ¹ / ₈ × 60	27 ³¹ / ₃₂ × 60 ⁷ / ₈
CX6	30 ¹¹ / ₃₂ × 70 ⁵ / ₁₆	27 ¹ / ₈ × 67 ¹ / ₁₆	27 ³¹ / ₃₂ × 67 ¹⁵ / ₁₆
CXW3	34 ²⁵ / ₃₂ × 34 ³ / ₈	31 ⁹ / ₁₆ × 31 ¹ / ₈	32 ¹³ / ₃₂ × 32
CXW35	34 ²⁵ / ₃₂ × 39 ¹ / ₄	31 ⁹ / ₁₆ × 36	32 ¹³ / ₃₂ × 36 ⁷ / ₈
CXW4	34 ²⁵ / ₃₂ × 46 ⁷ / ₁₆	31 ⁹ / ₁₆ × 43 ³ / ₁₆	32 ¹³ / ₃₂ × 44 ¹ / ₁₆
CXW45	34 ²⁵ / ₃₂ × 51 ¹ / ₄	31 ⁹ / ₁₆ × 48	32 ¹³ / ₃₂ × 48 ⁷ / ₈
CXW5	34 ²⁵ / ₃₂ × 58 ⁵ / ₁₆	31 ⁹ / ₁₆ × 55 ¹ / ₁₆	32 ¹³ / ₃₂ × 55 ¹⁵ / ₁₆
CXW55	34 ²⁵ / ₃₂ × 63 ¹ / ₄	31 ⁹ / ₁₆ × 60	32 ¹³ / ₃₂ × 60 ⁷ / ₈
CXW6	34 ²⁵ / ₃₂ × 70 ⁵ / ₁₆	31 ⁹ / ₁₆ × 67 ¹ / ₁₆	32 ¹³ / ₃₂ × 67 ¹⁵ / ₁₆

Sash

Sash Graphic - Notched (1999 - 12/2012)

Note:

Notched sash shown in cross section illustrations for rails and stiles as well as interior view. Notched sash shown from interior for units manufactured 1999-2012. Notched for standard colonial grille pattern.



- 1. Rail
- 2. Stile
- 3. Silicone Glazing
- 4. [Glazing Beads-Rail](#)
- 5. [Glazing Beads-Stile](#)
- 6. [Weatherstrip-Rail](#)
- 7. [Weatherstrip-Stile](#)
- 8. [Waterbar Weatherstrip](#)

Perma-Shield® Improved/E-Z Casement Sash


400 Series Perma-Shield® Improved/E-Z Casement Windows (1999 to Present)

Standard, Transom and Picture Windows

Sash

Sash Illustration - Notched (1999 - 12/2012)

Note:



Sash

Sash - Notched (1999 - 12/2012)

Note:


Sash are universal (L, R, or stationary). Stationary sash clips must be ordered separately ([page 37](#)). Glazing shown replaces all previous versions of glazing. Sash has notches which will accommodate colonial pattern polycarbonate/vinyl removable grilles. Sizes not listed that are part of the standard size grid are available by description.

See [Service Guide 0003911](#) for operating sash replacement. See [Operating Sash Replacement Video](#).

See [Service Guide 0005111](#) for stationary sash replacement. See [Stationary Sash Replacement Video](#).

Sash - Notched / High Performance-Low-E4® (1999 - 12/2012)

Sash - Notched / High Performance-Low-E4® (1999 - 12/2012)



Unit No.	White	Terratone	Sandtone	Forest Green	Unit No.	White	Terratone	Sandtone	Forest Green
CR2	1337802	1440502	0608602	By description	C6	1337846	1440546	0608648	0515431
CR25	1346221	By description	0609255	By description	CW2	1337808	1440508	0608650	0515404
CR3	1337810	1440510	0608604	By description	CW25	1346224	1442741	0609258	0515457
CR35	1337818	1440518	0608606	0515409	CW3	1337816	1440516	0608652	0515408
CR4	1337826	1440526	0608608	By description	CW35	1337824	1440524	0608654	0515412
CR45	1337831	1440543	0608609	By description	CW4	1337832	1440532	0608656	0515417
CR5	1337834	1440534	0608612	By description	CW45	1337852	1440535	0608658	0515420
CR55	1337835	1440545	0608615	By description	CW5	1337840	1440540	0608660	0515425
CR6	1337842	1440542	0608616	By description	CW55	1337856	1440539	0608662	0515424
CN2	1337804	1440504	0608618	By description	CW6	1337848	1440548	0608664	0515432
CN25	1346222	By description	By description	By description	CX25	By description	By description	By description	By description
CN3	1337812	1440512	0608620	0515406	CX3	By description	By description	By description	By description
CN35	1337820	1440520	0608622	0515410	CX35	1321428	By description	By description	By description
CN4	1337828	1440528	0608624	0515414	CX4	1321429	By description	By description	By description
CN45	1337851	1440531	0608626	By description	CX45	By description	By description	By description	By description
CN5	1337836	1440536	0608628	By description	CX5	By description	1416024	By description	By description
CN55	1337854	1440537	0608630	By description	CX55	By description	By description	By description	By description
CN6	1337844	1440544	0608632	By description	CX6	By description	1416026	By description	By description
C2	1337806	1440506	0608634	By description	CXW3	1346257	1442760	0609292	0515469
C25	1346223	1442738	0609257	By description	CXW35	1346258	1442712	0609396	0515448
C3	1337814	1440514	0608636	0515407	CXW4	1346259	1442713	0609397	0515449
C35	1337822	1440522	0608638	0515411	CXW45	1346260	1442714	0609398	0515450
C4	1337830	1440530	0608640	0515415	CXW5	1346261	1442715	0609399	0515451
C45	1337833	1440533	0608642	By description	CXW55	1346262	1442716	0609401	0515452
C5	1337838	1440538	0608644	0515423	CXW6	1346263	1442717	0609402	0515453
C55	1337841	1440541	0608646	0515426					


400 Series Perma-Shield® Improved/E-Z Casement Windows (1999 to Present)

Standard, Transom and Picture Windows

Sash

Sash - Notched / High Performance-Low-E4® Sun 3 (1999 - 12/2012)

Sash - Notched / High Performance-Low-E4® Sun 3 (1999 - 12/2012)



Unit No.	White	Terratone	Sandtone	Forest Green	Unit No.	White	Terratone	Sandtone	Forest Green
CR2	1339302	1442402	By description	By description	C6	1339332	1442432	0608748	By description
CR25	By description	By description	By description	By description	CW2	1339303	1442403	0608750	By description
CR3	1339304	1442404	By description	By description	CW25	By description	By description	0609340	By description
CR35	1339310	1442410	By description	By description	CW3	1339308	1442408	0608752	By description
CR4	1339318	1442418	By description	By description	CW35	1339316	1442416	0608754	By description
CR45	By description	By description	By description	By description	CW4	1339322	1442422	0608756	By description
CR5	1339324	1442424	0608712	By description	CW45	1339342	1442494	0608758	By description
CR55	By description	1442433	By description	By description	CW5	1339328	1442428	0608760	By description
CR6	1339330	1442430	0608716	By description	CW55	1339346	1442498	0608762	By description
CN2	1339336	By description	0608718	By description	CW6	1339334	1442434	0608764	By description
CN25	By description	By description	By description	By description	CX25	By description	By description	By description	By description
CN3	1339305	1442405	By description	By description	CX3	By description	By description	By description	By description
CN35	1339312	1442412	0608722	By description	CX35	By description	By description	By description	By description
CN4	1339319	1442419	0608724	By description	CX4	By description	By description	By description	By description
CN45	1339340	1442492	0608726	By description	CX45	By description	By description	By description	By description
CN5	1339325	1442425	0608728	By description	CX5	By description	By description	By description	By description
CN55	1339344	1442496	By description	By description	CX55	1321448	By description	By description	By description
CN6	1339331	1442431	0608732	By description	CX6	By description	By description	By description	By description
C2	1339338	1442490	0608734	By description	CXW3	1338885	1442762	By description	By description
C25	By description	By description	By description	By description	CXW35	1338886	By description	By description	By description
C3	1339306	1442406	0608736	By description	CXW4	1338887	1442724	0609410	By description
C35	1339314	1442414	0608738	By description	CXW45	1338888	By description	0609411	By description
C4	1339320	1442420	0608740	By description	CXW5	1338889	1442726	0609412	By description
C45	1339323	1442423	0608742	By description	CXW55	1338890	By description	0609413	By description
C5	1339326	1442426	0608744	By description	CXW6	1346380	1442771	0609433	By description
C55	1339329	1442429	0608746	By description					

Sash - Notched / High Performance™ Sun II (1999 - 12/2012)

Sash - Notched / High Performance™ Sun II (1999 - 12/2012)

Note:
High Performance™ Sun II sashes are available. Order by description.


Sash

Sash - High Performance-Low-E4® Finelight™ (1999 - 12/2012)

Sash - High Performance-Low-E4® Finelight™ (1999 - 12/2012)

Note:

Finelight sash are **not** notched.
Sash are universal (operating/stationary).



Unit No.	White	Sandtone	Unit No.	White	Sandtone
CR2	By description	By description	C6	1348172	0608518
CR25	By description	By description	CW2	1348173	By description
CR3	1348148	By description	CW25	1348174	By description
CR35	1348149	By description	CW3	1348175	0608539
CR4	1348150	By description	CW35	1348176	0608540
CR45	1348151	By description	CW4	1348177	0608541
CR5	1348152	By description	CW45	1348178	0608542
CR55	By description	By description	CW5	1348179	0608543
CR6	1348154	By description	CW55	1348180	0608544
CN2	1348155	By description	CW6	1348181	0608545
CN25	By description	By description	CX25	By description	By description
CN3	1348157	By description	CX3	By description	By description
CN35	1348158	0608522	CX35	By description	By description
CN4	1348159	By description	CX4	By description	By description
CN45	1348160	By description	CX45	By description	By description
CN5	1348161	By description	CX5	By description	By description
CN55	1348162	0608526	CX55	By description	By description
CN6	1348163	By description	CX6	By description	By description
C2	1348164	0608510	CXW3	1348182	By description
C25	1348165	By description	CXW35	1348183	By description
C3	1348166	0608512	CXW4	1348184	0608548
C35	1348167	0608513	CXW45	1348185	0608549
C4	1348168	0608514	CXW5	1348186	0608550
C45	1348169	0608515	CXW55	1348187	0608551
C5	1348170	0608516	CXW6	1348188	0608552
C55	1348171	0608517			


400 Series Perma-Shield® Improved/E-Z Casement Windows (1999 to Present)

Standard, Transom and Picture Windows

Sash

Sash - Notched / High Performance-Low-E4® Tempered (1999 - 12/2012)

Sash - Notched / High Performance-Low-E4® Tempered (1999 - 12/2012)




Unit No.	White	Terratone	Sandtone	Forest Green	Unit No.	White	Terratone	Sandtone	Forest Green
CR2	1346302	By description	By description	By description	C6	1346336	1441136	0608948	By description
CR25	By description	By description	By description	By description	CW2	1346303	By description	By description	By description
CR3	1346304	1441104	0608904	By description	CW25	1338858	1442731	By description	By description
CR35	1346312	1441112	By description	By description	CW3	1346310	1441110	0608952	By description
CR4	1346320	1441120	0608908	By description	CW35	1346318	1441118	0608954	By description
CR45	1346325	By description	By description	By description	CW4	1346326	1441126	0608956	By description
CR5	1346328	1441128	0608912	By description	CW45	1346366	1441166	0608958	By description
CR55	1346331	By description	By description	By description	CW5	1346332	1441132	0608960	By description
CR6	1346334	1441134	By description	By description	CW55	1346370	1441170	0608962	By description
CN2	By description	By description	By description	By description	CW6	1346338	1441138	0608964	By description
CN25	1338856	By description	By description	By description	CX25	By description	By description	By description	By description
CN3	1346306	By description	0608920	By description	CX3	By description	By description	By description	By description
CN35	1346314	1441114	0608922	By description	CX35	By description	By description	By description	By description
CN4	1346322	1441122	0608924	By description	CX4	By description	By description	By description	By description
CN45	1346364	By description	By description	By description	CX45	By description	By description	By description	By description
CN5	1346329	1441129	0608928	By description	CX5	By description	By description	By description	By description
CN55	1346368	By description	By description	By description	CX55	By description	By description	By description	By description
CN6	1346335	By description	0608932	By description	CX6	By description	By description	By description	By description
C2	1346362	By description	By description	By description	CXW3	1346294	By description	By description	By description
C25	1338857	By description	By description	By description	CXW35	1346295	By description	0609403	By description
C3	1346308	1441108	0608936	By description	CXW4	1346296	1442719	0609404	By description
C35	1346316	1441116	0608938	By description	CXW45	1346297	1442720	0609405	By description
C4	1346324	1441124	0608940	By description	CXW5	1346298	1442721	0609406	By description
C45	1346327	1441127	0608942	By description	CXW55	1346299	1442722	0609407	By description
C5	1346330	1441130	0608944	By description	CXW6	1346382	1442773	0609408	By description
C55	1346333	1441133	0608946	By description					

Sash

Sash - Notched / HP-Low-E4® Sun 3 Tempered (1999 - 12/2012)

Sash - Notched / High Performance-Low-E4® Sun 3 Tempered (1999 - 12/2012)



Unit No.	White	Terratone	Sandtone	Forest Green	Unit No.	White	Terratone	Sandtone	Forest Green
CR2	By description	By description	By description	By description	CW35	By description	By description	By description	By description
CR25	By description	By description	By description	By description	CW4	1339443	By description	By description	By description
CR3	By description	By description	By description	By description	CW5	1339445	By description	0609060	By description
CR4	By description	By description	By description	By description	CW6	1339438	1442534	0609064	By description
CR6	By description	By description	By description	By description	CX25	By description	By description	By description	By description
CN25	By description	By description	By description	By description	CX3	By description	By description	By description	By description
CN4	By description	By description	By description	By description	CX35	By description	By description	By description	By description
CN6	By description	By description	By description	By description	CX4	By description	By description	By description	By description
C2	By description	By description	By description	By description	CX45	By description	By description	By description	By description
C25	By description	By description	By description	By description	CX5	By description	By description	By description	By description
C3	By description	By description	By description	By description	CX55	By description	By description	By description	By description
C35	1339420	By description	By description	By description	CX6	By description	By description	By description	By description
C4	1339424	1442520	By description	By description	CXW3	By description	By description	By description	By description
C5	1339430	1442526	By description	By description	CXW35	By description	By description	By description	By description
C55	By description	By description	0609046	By description	CXW4	By description	By description	By description	By description
C6	1339436	1442532	0609048	By description	CXW45	By description	By description	By description	By description
CW2	By description	By description	By description	By description	CXW5	1346372	By description	By description	By description
CW25	By description	By description	By description	By description	CXW55	By description	By description	0609432	By description
CW3	By description	By description	By description	By description	CXW6	1346381	1442772	0609434	By description

Sash - Notched / High Performance™ Sun II Tempered (1999 - 12/2012)

Sash - Notched / High Performance™ Sun II Tempered (1999 - 12/2012)

Note:
High Performance™ Sun II Tempered sashes are available. Order by description.

400 Series Perma-Shield® Improved/E-Z Casement Windows (1999 to Present)

Standard, Transom and Picture Windows

Sash

Sash - Notched / Dual Pane (1999 - 12/2012)

Sash - Notched / Dual Pane (1999 - 12/2012)

Dual Pane Clear



Unit No.	White	Terratone	Sandtone	Forest Green	Unit No.	White	Terratone	Sandtone	Forest Green
CR2	1346801	1446801	By description	By description	CN45	1339176	By description	By description	By description
CR3	1346802	1446802	By description	By description	CN5	1346838	1446836	0608448	By description
CR35	1346803	1446803	By description	By description	CN55	1339182	By description	0608445	By description
CR4	1346804	1446804	By description	By description	CN6	1346840	By description	By description	By description
CR45	By description	By description	By description	By description	CW2	1346836	1446819	By description	By description
CR5	1346806	1446806	By description	By description	CW3	1346820	1446820	0608453	By description
CR55	By description	By description	By description	By description	CW35	1346822	1446822	0608452	By description
CR6	1346807	1446807	By description	By description	CW4	1346826	1446826	0608457	By description
C2	By description	By description	By description	By description	CW45	1339197	By description	0608456	By description
C3	1346808	1446808	0608426	By description	CW5	1346827	1446828	0608461	By description
C35	1346810	1446810	0608424	By description	CW55	1339203	By description	0608459	By description
C4	1346812	1446812	0608429	By description	CW6	1346829	1446830	0608463	By description
C45	1339154	By description	0608427	By description	CX25	By description	By description	By description	By description
C5	1346816	1446816	0608434	By description	CX3	By description	By description	By description	By description
C55	1339160	By description	0608431	By description	CX35	By description	By description	By description	By description
C6	1346818	1446818	0608436	By description	CX4	By description	By description	By description	By description
CN2	By description	By description	By description	By description	CX45	By description	By description	By description	By description
CN3	1346832	1446832	By description	By description	CX5	By description	By description	By description	By description
CN35	1346819	1446811	By description	By description	CX55	By description	By description	By description	By description
CN4	1346834	1446834	By description	By description	CX6	By description	By description	By description	By description

Sash

Sash - Dual Pane Finelight™ (1999 - 12/2012)

Sash - Dual Pane Finelight™ (1999 - 12/2012)

Note:
Finelight sash are **not** notched. Sash are universal (operating/stationary).

Dual Pane Clear



Unit No.	White	Sandtone	Unit No.	White	Sandtone	Unit No.	White	Sandtone
CN3	1339171	By description	C45	1339153	By description	CX55	By description	By description
CN35	1346841	By description	C5	1346732	By description	CX6	By description	By description
CN4	1339179	By description	C55	1339159	By description	CW3	1339193	By description
CN45	1339175	By description	C6	1346733	By description	CW35	1346842	By description
CN5	1339184	By description	CX25	By description	By description	CW4	1346843	By description
CN55	By description	By description	CX3	By description	By description	CW45	1339196	By description
CN6	By description	By description	CX35	By description	By description	CW5	1346844	By description
C3	1339152	By description	CX4	By description	By description	CW55	1339204	By description
C35	1346730	By description	CX45	By description	By description	CW6	1346734	By description
C4	1346731	By description	CX5	By description	By description			

Sash - Notched / Dual Pane Tempered (1999 - 12/2012)

Sash - Notched / Dual Pane Tempered (1999 - 12/2012)

Dual Pane Clear



TEMPERED UA
16CFR 1201 II
ANSI Z97.1 2009
SGCC XXXX
CIG-XX Xmm MM/DD/YR
CAN/CGSB 12.1-M90

Unit No.	White	Sandtone	Unit No.	White	Sandtone	Unit No.	White	Sandtone
CN3	By description	By description	C45	1339155	By description	CX55	By description	By description
CN35	1339170	By description	C5	1339163	By description	CX6	By description	By description
CN4	By description	By description	C55	By description	By description	CW3	By description	By description
CN45	By description	By description	C6	1339165	0608435	CW35	1339191	By description
CN5	By description	By description	CX25	By description	By description	CW4	1339199	By description
CN55	By description	By description	CX3	By description	By description	CW45	1339195	By description
CN6	By description	By description	CX35	By description	By description	CW5	1339206	By description
C3	1339150	By description	CX4	By description	By description	CW55	1339202	0608460
C35	1339148	By description	CX45	By description	By description	CW6	1339208	0608464
C4	1339157	By description	CX5	By description	By description			

400 Series Perma-Shield® Improved/E-Z Casement Windows (1999 to Present)

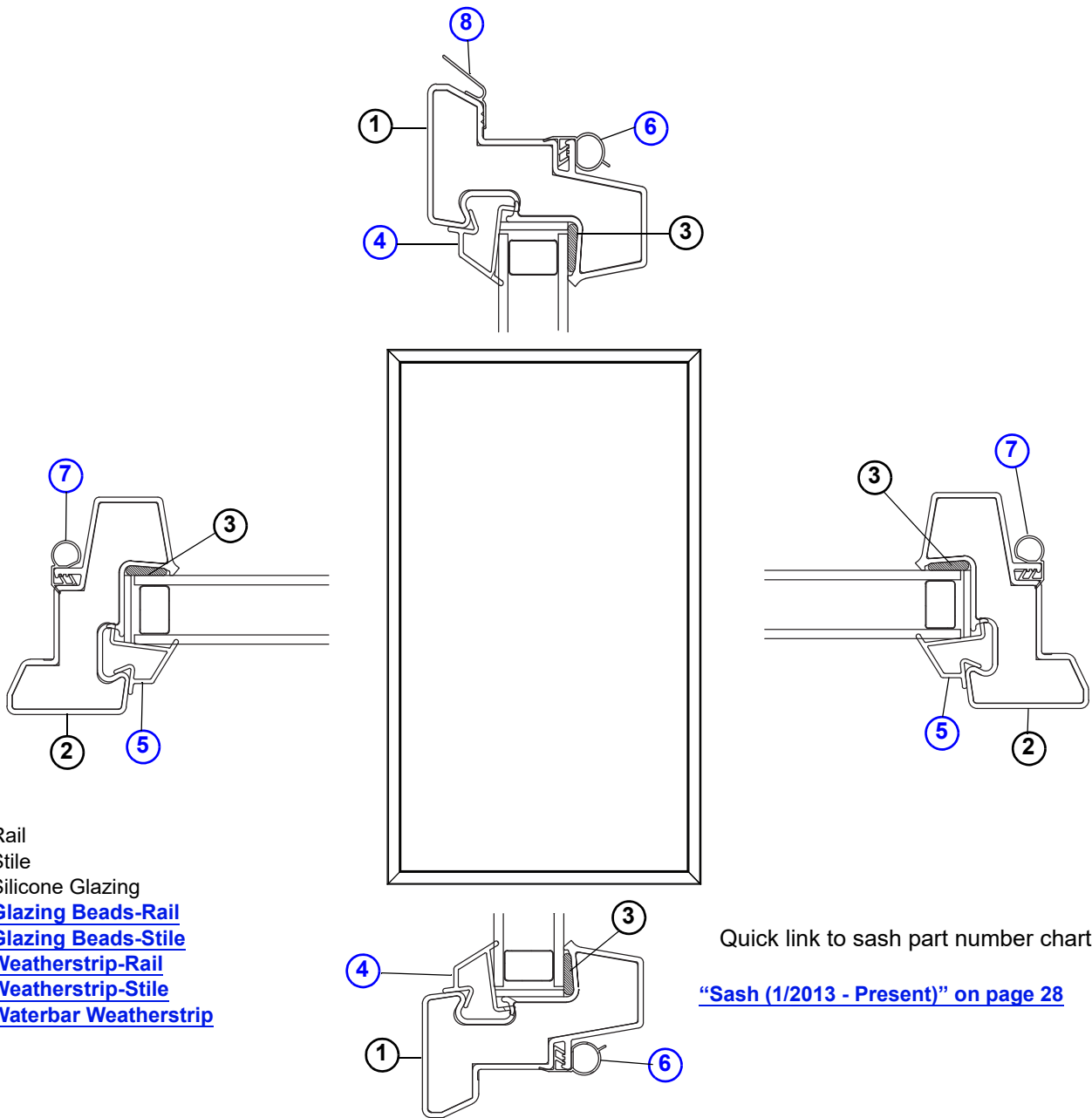
Standard, Transom and Picture Windows

Sash

Sash Graphic (1/2013 - Present)

Note:

Standard sash shown in cross section illustrations for rails and stiles as well as interior view. Offered beginning in January of 2013. See latest [Product Details](#).



- 1. Rail
- 2. Stile
- 3. Silicone Glazing
- 4. [Glazing Beads-Rail](#)
- 5. [Glazing Beads-Stile](#)
- 6. [Weatherstrip-Rail](#)
- 7. [Weatherstrip-Stile](#)
- 8. [Waterbar Weatherstrip](#)

Quick link to sash part number charts:

[“Sash \(1/2013 - Present\)” on page 28](#)

Perma-Shield® Improved/E-Z Casement Sash

Sash

Sash (1/2013 - Present)

Note:


Sizes not listed that are part of the standard size grid are available by description.
 See [Service Guide 0003911](#) for operating sash replacement. See [Operating Sash Replacement Video](#).
 See [Service Guide 0005111](#) for stationary sash replacement. See [Stationary Sash Replacement Video](#).

Sash / High Performance-Low-E4® (1/2013 - Present)

Sash / High Performance-Low-E4® (1/2013 - Present)

Note:

Sash are universal (L, R, or stationary). Stationary sash clips must be ordered separately ([page 37](#)). Canvas, Dark Bronze and Black available by description.



Unit No.	White	Terratone	Sandtone	Forest Green	Unit No.	White	Terratone	Sandtone	Forest Green
CR2	9065822	9066010	9065626	By Description	CW2	9065825	9066013	9065650	9065561
CR25	9065932	By Description	9065711	By Description	CW25	9065935	9066115	9065713	9065585
CR3	9065826	9066014	9065627	By Description	CW3	9065829	9066017	9065651	9065564
CR35	9065830	9066018	9065628	9065565	CW35	9065833	9066021	9065652	9065568
CR4	9065834	9066022	9065629	By Description	CW4	9065838	9066026	9065653	9065571
CR45	9065837	9066037	9065630	By Description	CW45	9065851	9066029	9065654	9065572
CR5	9065840	9066028	9065631	By Description	CW5	9065844	9066034	9065655	9065575
CR55	9065841	9066039	9065632	By Description	CW55	9065853	9066033	9065656	9065574
CR6	9065846	9066036	9065633	By Description	CW6	9065849	9066041	9065657	9065578
CN2	9065823	9066011	9065634	By Description	CX2	By Description	By Description	By Description	By Description
CN25	9065933	By Description	By Description	By Description	CX25	By Description	By Description	By Description	By Description
CN3	9065827	9066015	9065635	9065562	CX3	By Description	By Description	By Description	By Description
CN35	9065831	9066019	9065636	9065566	CX35	9065819	By Description	By Description	By Description
CN4	9065835	9066023	9065637	9065569	CX4	9065820	By Description	By Description	By Description
CN45	9065850	9066025	9065638	By Description	CX45	By Description	By Description	By Description	By Description
CN5	9065842	9066030	9065639	By Description	CX5	By Description	9066008	By Description	By Description
CN55	9065852	9066031	9065640	By Description	CX55	By Description	By Description	By Description	By Description
CN6	9065847	9066038	9065641	By Description	CX6	By Description	9066009	By Description	By Description
C2	9065824	9066012	9065642	By Description	CXW2	By Description	By Description	By Description	By Description
C25	9065934	9066114	9065712	By Description	CXW25	By Description	By Description	By Description	By Description
C3	9065828	9066016	9065643	9065563	CXW3	9065936	9066116	9065714	9065590
C35	9065832	9066020	9065644	9065567	CXW35	9065937	9066101	9065716	9065579
C4	9065836	9066024	9065645	9065570	CXW4	9065938	9066102	9065717	9065580
C45	9065839	9066027	9065646	By Description	CXW45	9065939	9066103	9065718	9065581
C5	9065843	9066032	9065647	9065573	CXW5	9065940	9066104	9065719	9065582
C55	9065845	9066035	9065648	9065576	CXW55	9065941	9066105	9065720	9065583
C6	9065848	9066040	9065649	9065577	CXW6	9065942	9066106	9065721	9065584

400 Series Perma-Shield® Improved/E-Z Casement Windows (1999 to Present)

Standard, Transom and Picture Windows


Sash

Sash / High Performance-Low-E4® Sun 3 (1/2013 - Present)

Sash / High Performance-Low-E4® Sun 3 (1/2013 - Present)

Note:

Sash are universal (L, R, or stationary). Stationary sash clips must be ordered separately ([page 37](#)). Canvas, Dark Bronze and Black available by description.



Unit No.	White	Terratone	Sandtone	Forest Green	Unit No.	White	Terratone	Sandtone	Forest Green
CR2	9065890	9066067	By Description	By Description	CW2	9065891	9066068	9065674	By Description
CR25	By Description	By Description	By Description	By Description	CW25	By Description	By Description	9065715	By Description
CR3	9065892	9066069	By Description	By Description	CW3	9065895	9066072	9065675	By Description
CR35	9065896	9066073	By Description	By Description	CW35	9065899	9066076	9065676	By Description
CR4	9065900	9066077	By Description	By Description	CW4	9065903	9066080	9065677	By Description
CR45	By Description	By Description	By Description	By Description	CW45	9065917	9066094	9065678	By Description
CR5	9065905	9066082	9065658	By Description	CW5	9065908	9066085	9065679	By Description
CR55	By Description	9066090	By Description	By Description	CW55	9065919	9066096	9065680	By Description
CR6	9065910	9066087	9065659	By Description	CW6	9065913	9066091	9065681	By Description
CN2	9065914	By Description	9065660	By Description	CX2	By Description	By Description	By Description	By Description
CN25	By Description	By Description	By Description	By Description	CX25	By Description	By Description	By Description	By Description
CN3	9065893	9066070	By Description	By Description	CX3	By Description	By Description	By Description	By Description
CN35	9065897	9066074	9065661	By Description	CX35	By Description	By Description	By Description	By Description
CN4	9065901	9066078	9065662	By Description	CX4	By Description	By Description	By Description	By Description
CN45	9065916	9066093	9065663	By Description	CX45	By Description	By Description	By Description	By Description
CN5	9065906	9066083	9065664	By Description	CX5	By Description	By Description	By Description	By Description
CN55	9065918	9066095	By Description	By Description	CX55	9065821	By Description	By Description	By Description
CN6	9065911	9066088	9065665	By Description	CX6	By Description	By Description	By Description	By Description
C2	9065915	9066092	9065666	By Description	CXW2	By Description	By Description	By Description	By Description
C25	By Description	By Description	By Description	By Description	CXW25	By Description	By Description	By Description	By Description
C3	9065894	9066071	9065667	By Description	CXW3	9065857	9066117	By Description	By Description
C35	9065898	9066075	9065668	By Description	CXW35	9065858	By Description	By Description	By Description
C4	9065902	9066079	9065669	By Description	CXW4	9065859	9066111	9065728	By Description
C45	9065904	9066081	9065670	By Description	CXW45	9065860	By Description	9065729	By Description
C5	9065907	9066084	9065671	By Description	CXW5	9065861	9066112	9065730	By Description
C55	9065909	9066086	9065672	By Description	CXW55	9065862	By Description	9065731	By Description
C6	9065912	9066089	9065673	By Description	CXW6	9065981	9066118	9065740	By Description

Sash

Sash / High Performance™ Sun II (1/2013 - Present)

Sash / High Performance™ Sun II (1/2013 - Present)

Note:

High Performance™ Sun II sashes are available. Order by description.

Sash - High Performance-Low-E4® Finelight™ (1/2013 - Present)

Sash - High Performance-Low-E4® Finelight™ (1/2013 - Present)

Note:

Finelight™ sash are **not** notched. See ([page 22](#))

Sash are universal (operating/stationary).

Forest Green, Canvas, Dark Bronze and Black available by description.

400 Series Perma-Shield® Improved/E-Z Casement Windows (1999 to Present)

Standard, Transom and Picture Windows


Sash

Sash / High Performance-Low-E4® Tempered (1/2013 - Present)

Sash / High Performance-Low-E4® Tempered (1/2013 - Present)

Note:

Sash are universal (L, R, or stationary). Stationary sash clips must be ordered separately ([page 37](#)). Canvas, Dark Bronze and Black available by description.



Unit No.	White	Terratone	Sandtone	Forest Green	Unit No.	White	Terratone	Sandtone	Forest Green
CR2	9065949	By Description	By Description	By Description	CW2	9065950	By Description	By Description	By Description
CR25	By Description	By Description	By Description	By Description	CW25	9065856	9066113	By Description	By Description
CR3	9065951	9066042	9065685	By Description	CW3	9065954	9066044	9065700	By Description
CR35	9065955	9066045	By Description	By Description	CW35	9065958	9066048	9065701	By Description
CR4	9065959	9066049	9065686	By Description	CW4	9065963	9066052	9065702	By Description
CR45	9065962	By Description	By Description	By Description	CW45	9065977	9066063	9065703	By Description
CR5	9065965	9066054	9065687	By Description	CW5	9065969	9066057	9065704	By Description
CR55	9065968	By Description	By Description	By Description	CW55	9065979	9066064	9065705	By Description
CR6	9065971	9066059	By Description	By Description	CW6	9065974	9066062	9065706	By Description
CN2	By Description	By Description	By Description	By Description	CX25	By Description	By Description	By Description	By Description
CN25	9065854	By Description	By Description	By Description	CX2	By Description	By Description	By Description	By Description
CN3	9065952	By Description	9065688	By Description	CX3	By Description	By Description	By Description	By Description
CN35	9065956	9066046	9065689	By Description	CX35	By Description	By Description	By Description	By Description
CN4	9065960	9066050	9065690	By Description	CX4	By Description	By Description	By Description	By Description
CN45	9065976	By Description	By Description	By Description	CX45	By Description	By Description	By Description	By Description
CN5	9065966	9066055	9065691	By Description	CX5	By Description	By Description	By Description	By Description
CN55	9065978	By Description	By Description	By Description	CX55	By Description	By Description	By Description	By Description
CN6	9065972	9066060	9065692	By Description	CX6	By Description	By Description	By Description	By Description
C2	9065975	By Description	By Description	By Description	CXW2	By Description	By Description	By Description	By Description
C25	9065855	By Description	By Description	By Description	CXW25	By Description	By Description	By Description	By Description
C3	9065953	9066043	9065693	By Description	CXW3	9065943	By Description	By Description	By Description
C35	9065957	9066047	9065694	By Description	CXW35	9065944	By Description	9065722	By Description
C4	9065961	9066051	9065695	By Description	CXW4	9065945	9066107	9065723	By Description
C45	9065964	9066053	9065696	By Description	CXW45	9065946	9066108	9065724	By Description
C5	9065967	9066056	9065697	By Description	CXW5	9065947	9066109	9065725	By Description
C55	9065970	9066058	9065698	By Description	CXW55	9065948	9066110	9065726	By Description
C6	9065973	9066061	9065699	By Description	CXW6	9065983	9066120	9065727	By Description


Sash

Sash / High Performance-Low-E4® Sun 3 Tempered (1/2013 - Present)

Sash / High Performance-Low-E4® Sun 3 Tempered (1/2013 - Present)

Note:

Sash are universal (L, R, or stationary). Stationary sash clips must be ordered separately ([page 37](#)). Canvas, Dark Bronze and Black available by description.



Unit No.	White	Terratone	Sandtone	Forest Green	Unit No.	White	Terratone	Sandtone	Forest Green
CR2	By Description	By Description	By Description	By Description	CW2	By Description	By Description	By Description	By Description
CR25	By Description	By Description	By Description	By Description	CW25	By Description	By Description	By Description	By Description
CR3	By Description	By Description	By Description	By Description	CW3	By Description	By Description	By Description	By Description
CR35	By Description	By Description	By Description	By Description	CW35	By Description	By Description	By Description	By Description
CR4	By Description	By Description	By Description	By Description	CW4	9065925	By Description	By Description	By Description
CR45	By Description	By Description	By Description	By Description	CW45	By Description	By Description	By Description	By Description
CR5	By Description	By Description	By Description	By Description	CW5	9065926	By Description	9065709	By Description
CR55	By Description	By Description	By Description	By Description	CW55	By Description	By Description	By Description	By Description
CR6	By Description	By Description	By Description	By Description	CW6	9065924	9066100	9065710	By Description
CN2	By Description	By Description	By Description	By Description	CX2	By Description	By Description	By Description	By Description
CN25	By Description	By Description	By Description	By Description	CX25	By Description	By Description	By Description	By Description
CN3	By Description	By Description	By Description	By Description	CX3	By Description	By Description	By Description	By Description
CN35	By Description	By Description	By Description	By Description	CX35	By Description	By Description	By Description	By Description
CN4	By Description	By Description	By Description	By Description	CX4	By Description	By Description	By Description	By Description
CN45	By Description	By Description	By Description	By Description	CX45	By Description	By Description	By Description	By Description
CN5	By Description	By Description	By Description	By Description	CX5	By Description	By Description	By Description	By Description
CN55	By Description	By Description	By Description	By Description	CX55	By Description	By Description	By Description	By Description
CN6	By Description	By Description	By Description	By Description	CX6	By Description	By Description	By Description	By Description
C2	By Description	By Description	By Description	By Description	CXW2	By Description	By Description	By Description	By Description
C25	By Description	By Description	By Description	By Description	CXW25	By Description	By Description	By Description	By Description
C3	By Description	By Description	By Description	By Description	CXW3	By Description	By Description	By Description	By Description
C35	9065920	By Description	By Description	By Description	CXW35	By Description	By Description	By Description	By Description
C4	9065921	9066097	By Description	By Description	CXW4	By Description	By Description	By Description	By Description
C45	By Description	By Description	By Description	By Description	CXW45	By Description	By Description	By Description	By Description
C5	9065922	9066098	By Description	By Description	CXW5	9065980	By Description	By Description	By Description
C55	By Description	By Description	9065707	By Description	CXW55	By Description	By Description	9065739	By Description
C6	9065923	9066099	9065708	By Description	CXW6	9065982	9066119	9065741	By Description

400 Series Perma-Shield® Improved/E-Z Casement Windows (1999 to Present)

Standard, Transom and Picture Windows

Sash

Sash / High Performance™ Sun II Tempered (1/2013 - Present)

Sash / High Performance™ Sun II Tempered (1/2013 - Present)

Note:

High Performance-LowE Sun II Tempered sashes are available. Order by description.

Sash

Sash / Dual Pane (1/2013 - Present)									
Sash / Dual Pane (1/2013 - Present)									
<p>Note: Sash are universal (L, R, or stationary). Stationary sash clips must be ordered separately (page 37). Canvas, Dark Bronze and Black available by description.</p>									
<p>Dual Pane Clear</p>									
Unit No.	White	Terratone	Sandtone	Forest Green	Unit No.	White	Terratone	Sandtone	Forest Green
CR2	9065984	9066121	By Description	By Description	CW2	9066003	9066133	By Description	By Description
CR25	By Description	By Description	By Description	By Description	CW25	By Description	By Description	By Description	By Description
CR3	9065985	9066122	By Description	By Description	CW3	9065996	9066134	9065616	By Description
CR35	9065986	9066123	By Description	By Description	CW35	9065997	9066135	9065615	By Description
CR4	9065987	9066124	By Description	By Description	CW4	9065998	9066136	9065618	By Description
CR45	By Description	By Description	By Description	By Description	CW45	9065884	By Description	9065617	By Description
CR5	9065988	9066125	By Description	By Description	CW5	9065999	9066137	9065621	By Description
CR55	By Description	By Description	By Description	By Description	CW55	9065887	By Description	9065619	By Description
CR6	9065989	9066126	By Description	By Description	CW6	9066000	9066138	9065622	By Description
CN2	By Description	By Description	By Description	By Description	CX2	By Description	By Description	By Description	By Description
CN25	By Description	By Description	By Description	By Description	CX25	By Description	By Description	By Description	By Description
CN3	9066001	9066139	By Description	By Description	CX3	By Description	By Description	By Description	By Description
CN35	9065995	9066129	By Description	By Description	CX35	By Description	By Description	By Description	By Description
CN4	906602	9066140	By Description	By Description	CX4	By Description	By Description	By Description	By Description
CN45	9065880	By Description	By Description	By Description	CX45	By Description	By Description	By Description	By Description
CN5	9066004	9066141	9065614	By Description	CX5	By Description	By Description	By Description	By Description
CN55	9065881	By Description	9065613	By Description	CX55	By Description	By Description	By Description	By Description
CN6	9066005	By Description	By Description	By Description	CX6	By Description	By Description	By Description	By Description
C2	By Description	By Description	By Description	By Description	CXW2	By Description	By Description	By Description	By Description
C25	By Description	By Description	By Description	By Description	CXW25	By Description	By Description	By Description	By Description
C3	9065990	9066127	9065606	By Description	CXW3	By Description	By Description	By Description	By Description
C35	9065991	9066128	9065605	By Description	CXW35	By Description	By Description	By Description	By Description
C4	9065992	9066130	9065608	By Description	CXW4	By Description	By Description	By Description	By Description
C45	9065873	By Description	9065607	By Description	CXW45	By Description	By Description	By Description	By Description
C5	9065993	9066131	9065610	By Description	CXW5	By Description	By Description	By Description	By Description
C55	9065876	By Description	9065609	By Description	CXW55	By Description	By Description	By Description	By Description
C6	9065994	9066132	9065612	By Description	CXW6	By Description	By Description	By Description	By Description

400 Series Perma-Shield® Improved/E-Z Casement Windows (1999 to Present)

Standard, Transom and Picture Windows

Sash

Sash - Dual Pane Finelight™ (1/2013 - Present)

Sash / Dual Pane Finelight™ (1/2013 - Present)

Note:

Finelight™ sash are **not** notched. See ([page 26](#))

Sash are universal (operating/stationary).

Terratone, Forest Green, Canvas, Dark Bronze and Black available by description.

Sash

Sash / Dual Pane Tempered (1/2013 - Present)

Sash / Dual Pane Tempered (1/2013 - Present)

Note:

Sash are universal (L, R, or stationary). Stationary sash clips must be ordered separately ([page 37](#)). Canvas, Dark Bronze and Black available by description.

Dual Pane Clear



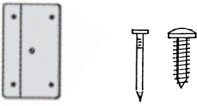

TEMPERED UA
16 CFR 1201 II
ANSI Z97.1 2009
SGCC XXXX
CIG-XX Xmm MM/DD/YR
CAN/CGSB 12.1-M90

Unit No.	White	Terratone	Sandtone	Forest Green	Unit No.	White	Terratone	Sandtone	Forest Green
CR2	By Description	By Description	By Description	By Description	CW2	By Description	By Description	By Description	By Description
CR25	By Description	By Description	By Description	By Description	CW25	By Description	By Description	By Description	By Description
CR3	By Description	By Description	By Description	By Description	CW3	By Description	By Description	By Description	By Description
CR35	By Description	By Description	By Description	By Description	CW35	9065882	By Description	By Description	By Description
CR4	By Description	By Description	By Description	By Description	CW4	9065885	By Description	By Description	By Description
CR45	By Description	By Description	By Description	By Description	CW45	9065883	By Description	By Description	By Description
CR5	By Description	By Description	By Description	By Description	CW5	9065888	By Description	By Description	By Description
CR55	By Description	By Description	By Description	By Description	CW55	9065886	By Description	9065620	By Description
CR6	By Description	By Description	By Description	By Description	CW6	9065889	By Description	9065623	By Description
CN2	By Description	By Description	By Description	By Description	CX2	By Description	By Description	By Description	By Description
CN25	By Description	By Description	By Description	By Description	CX25	By Description	By Description	By Description	By Description
CN3	By Description	By Description	By Description	By Description	CX3	By Description	By Description	By Description	By Description
CN35	9065879	By Description	By Description	By Description	CX35	By Description	By Description	By Description	By Description
CN4	By Description	By Description	By Description	By Description	CX4	By Description	By Description	By Description	By Description
CN45	By Description	By Description	By Description	By Description	CX45	By Description	By Description	By Description	By Description
CN5	By Description	By Description	By Description	By Description	CX5	By Description	By Description	By Description	By Description
CN55	By Description	By Description	By Description	By Description	CX55	By Description	By Description	By Description	By Description
CN6	By Description	By Description	By Description	By Description	CX6	By Description	By Description	By Description	By Description
C2	By Description	By Description	By Description	By Description	CXW2	By Description	By Description	By Description	By Description
C25	By Description	By Description	By Description	By Description	CXW25	By Description	By Description	By Description	By Description
C3	9065872	By Description	By Description	By Description	CXW3	By Description	By Description	By Description	By Description
C35	9065871	By Description	By Description	By Description	CXW35	By Description	By Description	By Description	By Description
C4	9065875	By Description	By Description	By Description	CXW4	By Description	By Description	By Description	By Description
C45	9065874	By Description	By Description	By Description	CXW45	By Description	By Description	By Description	By Description
C5	9065877	By Description	By Description	By Description	CXW5	By Description	By Description	By Description	By Description
C55	By Description	By Description	By Description	By Description	CXW55	By Description	By Description	By Description	By Description
C6	9065878	By Description	9065611	By Description	CXW6	By Description	By Description	By Description	By Description

400 Series Perma-Shield® Improved/E-Z Casement Windows (1999 to Present)

Standard, Transom and Picture Windows

Sash

Sash Parts			
Stationary Sash Clip Package			
	Package Includes: (1) Guide, (14) Stationary sash clips, (28) Screws #6 - 20 x 1/2" type AB PH TR steel H9, (42) Nails 15 ga x 11/16" See Service Guide 0005111 .	Order No. 1359408	
Stationary Sash Clip - Single			
		Order No. 1525012	
Sash Kit Snugger			
	Kit Includes: Sash snugger, screws and guide. Snugger screw (frame) Installed on units C4 or larger. See Accessory Guide 0005099 .	Gray 1358104	
			# of Snuggers
		Unit Size CW6/CX6/CXW6/CW55/CX55/CXW55/CX5/CXW5	3
		CR6/CN6/C6/CR55/CN55/C55/CR5/CN5/C5/CW5/CW45/CX45/ CXW45/CW4/CX4/CXWR	2
CR45/CN45/C45/CR4/CN4/C4/CR35/CN35/C35/CW35/CXW35/CR3/ CN3/C3/CW3/CX3/CXW3	1		

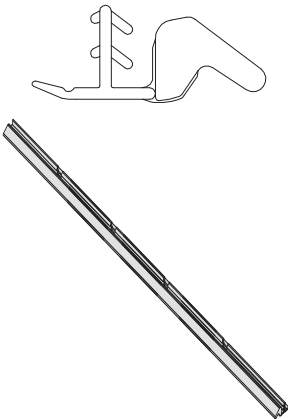
Sash

Weatherstrip

Note:

Continuous one piece weatherstrip shown below use as a replacement for all previous vintages. See [Service Guide 0005423](#).

Weatherstrip

	Unit No.	Order No.	Unit No.	Order No.	Unit No.	Order No.
	CR12	1347501	CN16	1347520	CW155	1347539
	CR125	1347502	C12	1347521	CW16	1347540
	CR13	1347504	C125	1347522	CX125	1347541
	CR135	1347505	C13	1347524	CX13	1347543
	CR14	1347506	C135	1347525	CX135	1347544
	CR145	1347507	C14	1347526	CX14	1347545
	CR15	1347508	C145	1347527	CX145	1347546
	CR155	1347509	C15	1347528	CX15	1347547
	CR16	1347510	C155	1347529	CX155	1347548
	CN12	1347511	C16	1347530	CX16	1347549
	CN125	1347512	CW12	1347531	CXW13	1347551
	CN13	1347514	CW125	1347532	CXW135	1347552
	CN135	1347515	CW13	1347534	CXW14	1347553
	CN14	1347516	CW135	1347535	CXW145	1347554
	CN145	1347517	CW14	1347536	CXW15	1347555
	CN15	1347518	CW145	1347537	CXW155	1347556
CN155	1347519	CW15	1347538	CXW16	1347557	

400 Series Perma-Shield® Improved/E-Z Casement Windows (1999 to Present)

Standard, Transom and Picture Windows

Sash

Weatherstrip - Bulb / Rail / Top and Bottom (Pair) (1999 to 2019) No. 6 page 18				
Note: Use new continuous weatherstrip as replacement upgrade. This weatherstrip was used on all previous vintages of "kerf style" weatherstrip for the years shown above. Weatherstrip is pressure fit; no adhesive is required. Replace all four pieces (two rails, two stiles) on each sash. See Weatherstrip Replacement Video .				
	Unit No.	Dimensions	White	Gray
	CR1	14 ³¹ / ₃₂	1362306	1461206
	CN1	18 ¹⁵ / ₃₂	1362312	1461212
	C1	22 ³ / ₃₂	1362308	1461208
	CW1	26 ¹¹ / ₃₂	1362310	1461210
	CX1	29 ¹⁵ / ₃₂	1362313	1461213
	CXW1	33 ³¹ / ₃₂	1526112	2108008

Weatherstrip - Bulb / Stile / Left and Right (Pair) (1999 to 2019) No. 7 page 18				
Note: Use new continuous weatherstrip as replacement upgrade. This weatherstrip was used on all previous vintages of "kerf style" weatherstrip for the years shown above. Weatherstrip is pressure fit; no adhesive is required. Replacement piece is notched on each side. Replace all four pieces (two rails, two stiles) on each sash.				
	Unit No.	Dimensions	White	Gray
	C2	21 ²¹ / ₃₂	1362406	1461306
	C25	25 ²⁹ / ₃₂	1362407	1461307
	C3	33 ¹ / ₂	1362408	1461308
	C35	38 ³ / ₈	1362410	1461312
	C4	45 ⁹ / ₁₆	1362412	1461316
	C45	50 ³ / ₈	1362413	1461318
	C5	57 ⁷ / ₁₆	1362414	1461320
	C55	62 ³ / ₈	1362415	1461322
C6	69 ⁷ / ₁₆	1362416	1461324	

Weatherstrip - Waterbar No. 8 page 18				
Note: Waterbar is adhered to sash with vinyl-to-vinyl adhesive .				
	Unit No.	Dimensions	White	Gray
	CR	15 ²⁵ / ₃₂	1362106	1461006
	CN	19 ⁹ / ₃₂	1362110	1461010
	C	22 ²⁹ / ₃₂	1362108	1461008
	CW	27 ⁵ / ₃₂	1362112	1461012
	CX	30 ⁹ / ₃₂	1362123	1461021
	CXW	34 ²³ / ₃₂	1362124	1461022

Adhesive - Vinyl-to-Vinyl / Clear			
		2 Ounce	1 Pint
		1357007	1357012

Sash

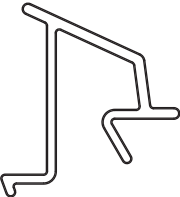
Glazing Beads - Vinyl

Note:

See [Glazing Bead Replacement Video](#). Glazing beads introduced in March 2004 are angled to provide a superior fit and appearance for Andersen® divided light exterior grilles. Order special glazing beads by description. Replacement glazing bead does not have flexible "lip" where bead contacts glass. Color matched silicone can be used as a replacement for glazing bead not available. One 10 ounce tube per 3' x 3' sash (2 rails, 2 stiles). Tool to desired finish appearance.

Silicone Sealant		
Color	Size	Order No.
White	10.3 fluid oz.	2903021
Sandtone	10.3 fluid oz.	2903023
Terratone	10.3 fluid oz.	2903022
Forest Green	10.3 fluid oz.	9064527
Canvas	10.3 fluid oz.	4230225

Glazing Bead - 5/8" / Rail (March 2004 to Present) No. 4 [page 18](#)

	Unit No.	Length	White	Terratone	Sandtone	Forest Green	Canvas	Dark Bronze	Black
	CR1	13 ¹⁷ / ₃₂	1351041	1400074	0600181	0500005	9020329	9073845	9127068
	CN1	17 ¹ / ₃₂	1351042	1400075	0600182	0500002	9020332	9073848	9127071
	C1	20 ²¹ / ₃₂	1351043	1400076	0600183	0500001	9020328	9073844	9127067
	CW1	24 ²⁹ / ₃₂	1351047	1400080	0600184	0500006	9020331	9073847	9127070
	CX1	28 ¹ / ₃₂	1300078	1400095	0603661	0500022	9020344	9073860	9127083
	CXW1 /CP30	32 ¹ / ₂	1351044	1400079	0600186	0500004	9020336	9073852	9127075
	CP2	44 ³⁷ / ₆₄	1351045	1400077	0600185	0500003	9020338	9073854	9127077
	CP50	56 ²⁹ / ₆₄	N/A	N/A	N/A	N/A	N/A	N/A	N/A
	CP3	68 ²⁹ / ₆₄	1351046	1400078	N/A	N/A	N/A	N/A	N/A

Glazing Bead - 5/8" / Stile (March 2004 to Present) No. 5 [page 18](#)

	Unit No.	Length	White	Terratone	Sandtone	Forest Green	Canvas	Dark Bronze	Black
	C2	20 ⁵ / ₁₆	1351056	1400081	0600187	0500008	9020333	9073849	9127072
	C25	24 ⁹ / ₁₆	1351048	1400082	0600188	0500009	9020330	9073846	9127069
	C3	32 ¹ / ₈	1351049	1400083	0600189	0500010	9020335	9073851	9127074
	C35	37	1351050	1400084	0600190	0500011	9020343	9073859	9127082
	C4	44 ³ / ₁₆	1351051	1400085	0600191	0500012	9020337	9073853	9127076
	C45	49	1351052	1400086	0600192	0500013	9020339	9073855	9127078
	C5	56 ¹ / ₁₆	1351053	1400087	0600193	0500014	9020340	9073856	9127079
	C55	61	1351054	1400088	0600194	0500015	9020341	9073857	9127080
	C6	68 ³ / ₃₂	1351055	1400089	0600195	0500016	9020342	9073858	9127081

400 Series Perma-Shield® Improved/E-Z Casement Windows (1999 to Present)

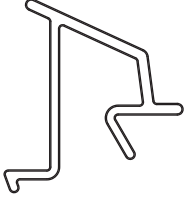
Standard, Transom and Picture Windows

Sash

Glazing Bead - Rail / 5/8" (1983 to 2003)

Note:

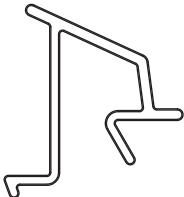
Glazing bead (prior to 2004) is no longer available. Please order the 2004 to present glazing bead, [page 40](#), and replace all four beads, not just the failed bead since the profiles are different.

		Unit No.	Length
		CR1	13 ¹⁷ / ₃₂
		CN1	17 ¹ / ₃₂
		C1	20 ²¹ / ₃₂
		CW1	24 ²⁹ / ₃₂
		CXW1	32 ¹ / ₂
		CP2	44 ³⁷ / ₆₄
		CP3	68 ²⁹ / ₆₄
		CP30	32 ¹ / ₂
		CP50	56 ²⁹ / ₆₄

Glazing Bead - Stile / 5/8" (1983 to 2003)

Note:

Glazing bead (prior to 2004) is no longer available. Please order the 2004 to present glazing bead, [page 40](#), and replace all four beads, not just the failed bead since the profiles are different.

		Unit No.	Length
		C2	20 ⁵ / ₁₆
		C25	24 ⁹ / ₁₆
		C3	32 ¹ / ₈
		C35	37
		A335	37 ⁹ / ₃₂
		C4	44 ³ / ₁₆
		C45	49
		C5	56 ¹ / ₆
		C55	61
	C6	68 ³ / ₃₂	

Glass

Glass Size Table - Picture Windows		
Glass Size Table - Picture Window		
Unit No.	Unobstructed Glass (w x h)	Actual Glass (w x h)
P3030	31 1/8 x 31 1/8	32 21/32 x 32 21/32
P3035	31 1/8 x 36	32 21/32 x 37 17/32
P3040	31 1/8 x 43 3/16	32 21/32 x 44 23/32
P3045	31 1/8 x 48	32 21/32 x 49 17/32
P3050	31 1/8 x 55 1/16	32 21/32 x 56 19/32
P3055	31 1/8 x 60	32 21/32 x 61 17/32
P3060	31 1/8 x 67 1/16	32 21/32 x 68 19/32
P3530	36 x 31 1/8	37 17/32 x 32 21/32
P3535	36 x 36	37 17/32 x 37 17/32
P3540	36 x 43 3/16	37 17/32 x 44 23/32
P3545	36 x 48	37 17/32 x 49 17/32
P3550	36 x 55 1/16	37 17/32 x 56 19/32
P3555	36 x 60	37 17/32 x 61 17/32
P3560	36 x 67 1/16	37 17/32 x 68 19/32
P4030	43 3/16 x 31 1/8	44 23/32 x 32 21/32
P4035	43 3/16 x 36	44 23/32 x 37 17/32
P4040	43 3/16 x 43 3/16	44 23/32 x 44 23/32
P4045	43 3/16 x 48	44 23/32 x 49 17/32
P4050	43 3/16 x 55 1/16	44 23/32 x 56 19/32
P4055	43 3/16 x 60	44 23/32 x 61 17/32
P4060	43 3/16 x 67 1/16	44 23/32 x 68 19/32
P4530	48 x 31 1/8	49 17/32 x 32 21/32
P4535	48 x 36	49 17/32 x 37 17/32
P4540	48 x 43 3/16	49 17/32 x 44 23/32
P4545	48 x 48	49 17/32 x 49 17/32
P4550	48 x 55 1/16	49 17/32 x 56 19/32
P4555	48 x 60	49 17/32 x 61 17/32
P4560	48 x 67 1/16	49 17/32 x 68 19/32
P5030	55 1/16 x 31 1/8	56 19/32 x 32 21/32
P5035	55 1/16 x 36	56 19/32 x 37 17/32
P5040	55 1/16 x 43 3/16	56 19/32 x 44 23/32
P5045	55 1/16 x 48	56 19/32 x 49 17/32
P5050	55 1/16 x 55 1/16	56 19/32 x 56 19/32
P5055	55 1/16 x 60	56 19/32 x 61 17/32
P5060	55 1/16 x 67 1/16	56 19/32 x 68 19/32
P5530	60 x 31 1/8	61 17/32 x 32 21/32
P5535	60 x 36	61 17/32 x 37 17/32

400 Series Perma-Shield® Improved/E-Z Casement Windows (1999 to Present)

Standard, Transom and Picture Windows

Glass

Glass Size Table - Picture Windows

Glass Size Table - Picture Window		
Unit No.	Unobstructed Glass (w x h)	Actual Glass (w x h)
P5540	60 × 43 ³ / ₁₆	61 ¹⁷ / ₃₂ × 44 ²³ / ₃₂
P5545	60 × 48	61 ¹⁷ / ₃₂ × 49 ¹⁷ / ₃₂
P5550	60 × 55 ¹ / ₁₆	61 ¹⁷ / ₃₂ × 56 ¹⁹ / ₃₂
P6030	67 ¹ / ₁₆ × 31 ¹ / ₈	68 ¹⁹ / ₃₂ × 32 ²¹ / ₃₂
P6035	67 ¹ / ₁₆ × 36	68 ¹⁹ / ₃₂ × 37 ¹⁷ / ₃₂
P6040	67 ¹ / ₁₆ × 43 ³ / ₁₆	68 ¹⁹ / ₃₂ × 44 ²³ / ₃₂
P6045	67 ¹ / ₁₆ × 48	68 ¹⁹ / ₃₂ × 49 ¹⁷ / ₃₂
P6050	67 ¹ / ₁₆ × 55 ¹ / ₁₆	68 ¹⁹ / ₃₂ × 56 ¹⁹ / ₃₂

Glass Size Table - Transom Windows

Glass Size Table - Transom Window / Standard		
Unit No.	Unobstructed Glass (w x h)	Actual Glass (w x h)
CTR1510	12 ³ / ₁₆ × 7 ³ / ₁₆	13 ²³ / ₃₂ × 8 ²³ / ₃₂
CTR1810	15 ¹¹ / ₁₆ × 7 ³ / ₁₆	17 ⁷ / ₃₂ × 8 ²³ / ₃₂
CTR2010	19 ⁵ / ₁₆ × 7 ³ / ₁₆	20 ²⁷ / ₃₂ × 8 ²³ / ₃₂
CTR2410	23 ⁹ / ₁₆ × 7 ³ / ₁₆	25 ³ / ₃₂ × 8 ²³ / ₃₂
CTR2810	26 ¹¹ / ₁₆ × 7 ³ / ₁₆	28 ⁷ / ₃₂ × 8 ²³ / ₃₂
CTR2910	28 ¹⁵ / ₁₆ × 7 ³ / ₁₆	30 ¹⁵ / ₃₂ × 8 ²³ / ₃₂
CTR3010	31 ¹ / ₈ × 7 ³ / ₁₆	32 ²¹ / ₃₂ × 8 ²³ / ₃₂
CTR3410	35 ¹⁵ / ₁₆ × 7 ³ / ₁₆	37 ¹⁵ / ₃₂ × 8 ²³ / ₃₂
CTR4010	43 ³ / ₁₆ × 7 ³ / ₁₆	44 ²³ / ₃₂ × 8 ²³ / ₃₂
CTR4810	51 ¹¹ / ₁₆ × 7 ³ / ₁₆	53 ⁷ / ₃₂ × 8 ²³ / ₃₂
CTR5110	56 ³ / ₁₆ × 7 ³ / ₁₆	57 ²³ / ₃₂ × 8 ²³ / ₃₂
CTR5210	57 ¹⁵ / ₁₆ × 7 ³ / ₁₆	59 ¹⁵ / ₃₂ × 8 ²³ / ₃₂
CTR51110	66 ¹³ / ₁₆ × 7 ³ / ₁₆	68 ¹¹ / ₃₂ × 8 ²³ / ₃₂
CTR6010	67 ¹ / ₁₆ × 7 ³ / ₁₆	68 ¹⁹ / ₃₂ × 8 ²³ / ₃₂
CTR7010	79 ¹³ / ₁₆ × 7 ³ / ₁₆	81 ¹¹ / ₃₂ × 8 ²³ / ₃₂

Glass Size Table - Transom Window / Picture

Unit No.	Unobstructed Glass (w x h)	Actual Glass (w x h)
PTR3010	31 ¹ / ₈ × 7 ³ / ₁₆	32 ²¹ / ₃₂ × 8 ²³ / ₃₂
PTR3510	36 × 7 ³ / ₁₆	37 ¹⁷ / ₃₂ × 8 ²³ / ₃₂
PTR4010	43 ³ / ₁₆ × 7 ³ / ₁₆	44 ²³ / ₃₂ × 8 ²³ / ₃₂
PTR4510	48 × 7 ³ / ₁₆	49 ¹⁷ / ₃₂ × 8 ²³ / ₃₂
PTR5010	55 ¹ / ₁₆ × 7 ³ / ₁₆	56 ¹⁹ / ₃₂ × 8 ²³ / ₃₂
PTR5110	56 ³ / ₁₆ × 7 ³ / ₁₆	57 ²³ / ₃₂ × 8 ²³ / ₃₂
PTR5510	60 × 7 ³ / ₁₆	61 ¹⁷ / ₃₂ × 8 ²³ / ₃₂
PTR6010	67 ¹ / ₁₆ × 7 ³ / ₁₆	68 ¹⁹ / ₃₂ × 8 ²³ / ₃₂


Glass

Glass - Picture Windows / High Performance

Note:


See [Service Guide 0005138](#).

Glass - Picture Window / High Performance-Low-E4®



Unit No.	Order No.	Unit No.	Order No.	Unit No.	Order No.
P3030	1559306	P4035	1559314	P5040	1559321
P3035	1559307	P4040	1559319	P5045	1559325
P3040	1559308	P4045	1559320	P5050	1559328
P3045	1559309	P4050	1559321	P5055	1559329
P3050	1559310	P4055	1559322	P5060	1559330
P3055	1559311	P4060	1559323	P5530	1559311
P3060	1559312	P4530	1559309	P5535	1559317
P3530	1559307	P4535	1559315	P5540	1559322
P3535	1559313	P4540	1559320	P5545	1559326
P3540	1559314	P4545	1559324	P5550	1559329
P3545	1559315	P4550	1559325	P6030	1559312
P3550	1559316	P4555	1559326	P6035	1559318
P3555	1559317	P4560	1559327	P6040	1559323
P3560	1559318	P5030	1559310	P6045	1559327
P4030	1559308	P5035	1559316	P6050	1559330

Glass - Picture Window / High Performance-Low-E4® Sun 3




Unit No.	Order No.	Unit No.	Order No.	Unit No.	Order No.
P3030	1559331	P4035	1559339	P5040	1559346
P3035	1559332	P4040	1559344	P5045	1559350
P3040	1559333	P4045	1559345	P5050	1559353
P3045	1559334	P4050	1559346	P5055	1559354
P3050	1559335	P4055	1559347	P5060	1559355

400 Series Perma-Shield® Improved/E-Z Casement Windows (1999 to Present)

Standard, Transom and Picture Windows

Glass

Glass - Picture Window / High Performance-Low-E4® Sun 3




Unit No.	Order No.	Unit No.	Order No.	Unit No.	Order No.
P3055	1559336	P4060	1559348	P5530	1559336
P3060	1559337	P4530	1559334	P5535	1559342
P3530	1559332	P4535	1559340	P5540	1559347
P3535	1559338	P4540	1559345	P5545	1559351
P3540	1559339	P4545	1559349	P5550	1559354
P3545	1559340	P4550	1559350	P6030	1559337
P3550	1559341	P4555	1559351	P6035	1559343
P3555	1559342	P4560	1559352	P6040	1559348
P3560	1559343	P5030	1559335	P6045	1559352
P4030	1559333	P5035	1559341	P6050	1559355

Glass

Glass - Picture Window / High Performance-Low-E4® Finelight™

Note:

See finelight [grille pattern](#).




Unit No.	White	Unit No.	White	Unit No.	White
P3030	1559455	P4035	1559463	P5040	1559470
P3035	1559456	P4040	1559468	P5045	1559474
P3040	1559457	P4045	1559469	P5050	1559477
P3045	1559458	P4050	1559470	P5055	1559478
P3050	1559459	P4055	1559471	P5060	1559479
P3055	1559460	P4060	1559472	P5530	1559460
P3060	1559461	P4530	1559458	P5535	1559466
P3530	1559456	P4535	1559464	P5540	1559471
P3535	1559462	P4540	1559469	P5545	1559475
P3540	1559463	P4545	1559473	P5550	1559478
P3545	1559464	P4550	1559474	P6030	1559461
P3550	1559465	P4555	1559475	P6035	1559467
P3555	1559466	P4560	1559476	P6040	1559472
P3560	1559467	P5030	1559459	P6045	1559476
P4030	1559457	P5035	1559465	P6050	1559479

400 Series Perma-Shield® Improved/E-Z Casement Windows (1999 to Present)

Standard, Transom and Picture Windows

Glass


Glass - Picture Window / High Performance-Low-E4® Tempered



Unit No.	Order No.	Unit No.	Order No.	Unit No.	Order No.
P3030	1559356	P4035	1559364	P5040	1559371
P3035	1559357	P4040	1559369	P5045	1559375
P3040	1559358	P4045	1559370	P5050	1559378
P3045	1559359	P4050	1559371	P5055	1559379
P3050	1559360	P4055	1559372	P5060	1559380
P3055	1559361	P4060	1559373	P5530	1559361
P3060	1559362	P4530	1559359	P5535	1559367
P3530	1559357	P4535	1559365	P5540	1559372
P3535	1559363	P4540	1559370	P5545	1559376
P3540	1559364	P4545	1559374	P5550	1559379
P3545	1559365	P4550	1559375	P6030	1559362
P3550	1559366	P4555	1559376	P6035	1559368
P3555	1559367	P4560	1559377	P6040	1559373
P3560	1559368	P5030	1559360	P6045	1559377
P4030	1559358	P5035	1559366	P6050	1559380

Glass

Glass - Picture Window / High Performance-Low-E4® Sun 3 Tempered



Unit No.	Order No.	Unit No.	Order No.	Unit No.	Order No.
P3030	1559381	P4035	1559389	P5040	1559396
P3035	1559382	P4040	1559394	P5045	1559401
P3040	1559383	P4045	1559395	P5050	1559404
P3045	1559384	P4050	1559396	P5055	1559405
P3050	1559385	P4055	1559397	P5060	1559406
P3055	1559386	P4060	1559398	P5530	1559386
P3060	1559387	P4530	1559384	P5535	1559392
P3530	1559382	P4535	1559390	P5540	1559397
P3535	1559388	P4540	1559395	P5545	1559402
P3540	1559389	P4545	1559399	P5550	1559405
P3545	1559390	P4550	1559401	P6030	1559387
P3550	1559391	P4555	1559402	P6035	1559393
P3555	1559392	P4560	1559403	P6040	1559398
P3560	1559393	P5030	1559385	P6045	1559403
P4030	1559383	P5035	1559391	P6050	1559406

Glass - Picture Window / High Performance-LowE Sun II Tempered

Note:
High Performance-LowE Sun II Tempered glass is available by description.

400 Series Perma-Shield® Improved/E-Z Casement Windows (1999 to Present)

Standard, Transom and Picture Windows

Glass

Glass - Picture Windows / Dual Pane

Note:

See [Service Guide 0005138](#).

Glass - Picture Window / Dual Pane

Dual Pane Clear



Unit No.	Order No.	Unit No.	Order No.	Unit No.	Order No.
P3030	1559601	P4035	1559609	P5040	1559616
P3035	1559602	P4040	1559614	P5045	1559620
P3040	1559603	P4045	1559615	P5050	1559623
P3045	1559604	P4050	1559616	P5055	1559624
P3050	1559605	P4055	1559617	P5060	1559625
P3055	1559606	P4060	1559618	P5530	1559606
P3060	1559607	P4530	1559604	P5535	1559612
P3530	1559602	P4535	1559610	P5540	1559617
P3535	1559608	P4540	1559615	P5545	1559621
P3540	1559609	P4545	1559619	P5550	1559624
P3545	1559610	P4550	1559620	P6030	1559607
P3550	1559611	P4555	1559621	P6035	1559613
P3555	1559612	P4560	1559622	P6040	1559618
P3560	1559613	P5030	1559605	P6045	1559622
P4030	1559603	P5035	1559611	P6050	1559625

Glass

Glass - Picture Window / Dual Pane Finelight™ / White

Note:

See finelight [grille pattern](#).

Dual Pane Clear



Unit No.	White	Unit No.	White	Unit No.	White
P3030	1559651	P4035	1559659	P5040	1559666
P3035	1559652	P4040	1559664	P5045	1559670
P3040	1559653	P4045	1559665	P5050	1559673
P3045	1559654	P4050	1559666	P5055	1559674
P3050	1559655	P4055	1559667	P5060	1559675
P3055	1559656	P4060	1559668	P5530	1559656
P3060	1559657	P4530	1559654	P5535	1559662
P3530	1559652	P4535	1559660	P5540	1559667
P3535	1559658	P4540	1559665	P5545	1559671
P3540	1559659	P4545	1559669	P5550	1559674
P3545	1559660	P4550	1559670	P6030	1559657
P3550	1559661	P4555	1559671	P6035	1559663
P3555	1559662	P4560	1559672	P6040	1559668
P3560	1559663	P5030	1559655	P6045	1559672
P4030	1559653	P5035	1559661	P6050	1559675

400 Series Perma-Shield® Improved/E-Z Casement Windows (1999 to Present)

Standard, Transom and Picture Windows

Glass

Glass - Picture Window / Dual Pane Tempered

Dual Pane Clear



TEMPERED I/A
16 CFR 1201 II
ANSI Z97.1 2009
SGCC XXXX
CIG-XX Xmm MM/DD/YR
CAN/CGSB 12.1-M90

Unit No.	White	Unit No.	White	Unit No.	White
P3030	1559626	P4035	1559634	P5040	1559641
P3035	1559627	P4040	1559639	P5045	1559645
P3040	1559628	P4045	1559640	P5050	1559648
P3045	1559629	P4050	1559641	P5055	1559649
P3050	1559630	P4055	1559642	P5060	1559650
P3055	1559631	P4060	1559643	P5530	1559631
P3060	1559632	P4530	1559629	P5535	1559637
P3530	1559627	P4535	1559635	P5540	1559642
P3535	1559633	P4540	1559640	P5545	1559646
P3540	1559634	P4545	1559644	P5550	1559649
P3545	1559635	P4550	1559645	P6030	1559632
P3550	1559636	P4555	1559646	P6035	1559638
P3555	1559637	P4560	1559647	P6040	1559643
P3560	1559638	P5030	1559630	P6045	1559647
P4030	1559628	P5035	1559636	P6050	1559650

Glass

Glass - Transom Windows / High Performance

Glass - Transom Window / High Performance-Low-E4®					
Unit No.	Order No.	Unit No.	Order No.	Unit No.	Order No.
CTR1510	1510180	CTR/PTR3010	1510186	PTR5010	1510192
CTR1810	1510181	CTR3410	1510187	CTR5210	1510193
CTR2010	1510182	PTR3510	1510188	PTR5510	1510194
CTR2410	1510183	CTR/PTR4010	1510189	CTR51110	1510195
CTR2810	1510184	PTR4510	1510190	CTR/PTR6010	1510196
CTR2910	1510185	CTR4810	1510191	CTR7010	1510197

Glass - Transom Window / High Performance-Low-E4® Sun 3

Unit No.	Order No.	Unit No.	Order No.	Unit No.	Order No.
CTR1510	1510198	CTR/PTR3010	1510205	PTR5010	1510211
CTR1810	1510199	CTR3410	1510206	CTR5210	1510212
CTR2010	1510201	PTR3510	1510207	PTR5510	1510213
CTR2410	1510202	CTR/PTR4010	1510208	CTR51110	1510214
CTR2810	1510203	PTR4510	1510209	CTR/PTR6010	1510215
CTR2910	1510204	CTR4810	1510210	CTR7010	1510216

Glass - Transom Window / High Performance-LowE Sun II

Note:

High Performance-LowE Sun II glass is available by description.

Glass - Transom Window / High Performance-Low-E4® Tempered

Unit No.	Order No.	Unit No.	Order No.	Unit No.	Order No.
CTR1510	1510217	CTR/PTR3010	1510223	PTR5010	1510229
CTR1810	1510218	CTR3410	1510224	CTR5210	1510230
CTR2010	1510219	PTR3510	1510225	PTR5510	1510231
CTR2410	1510220	CTR/PTR4010	1510226	CTR51110	1510232
CTR2810	1510221	PTR4510	1510227	CTR/PTR6010	1510233
CTR2910	1510222	CTR4810	1510228	CTR7010	1510234

Glass - Transom Window / High Performance-Low-E4® Sun 3 Tempered

Unit No.	Order No.	Unit No.	Order No.	Unit No.	Order No.
CTR1510	1510235	CTR/PTR3010	1510241	PTR5010	1510247
CTR1810	1510236	CTR3410	1510242	CTR5210	1510248
CTR2010	1510237	PTR3510	1510243	PTR5510	1510249
CTR2410	1510238	CTR/PTR4010	1510244	CTR51110	1510250
CTR2810	1510239	PTR4510	1510245	CTR/PTR6010	1510251
CTR2910	1510240	CTR4810	1510246	CTR7010	1510252

Glass - Transom Window / High Performance-LowE Sun II Tempered

Note:

High Performance-LowE Sun II Tempered glass is available by description.

400 Series Perma-Shield® Improved/E-Z Casement Windows (1999 to Present)

Standard, Transom and Picture Windows

Insect Screens

Insect Screen Mesh Illustration

Note:

Standard aluminum screen mesh and TruScene® screen mesh.

STANDARD

TRUSCENE



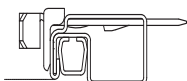
Insect Screens

Insect Screens - TruScene® Screens (2007 - Present)

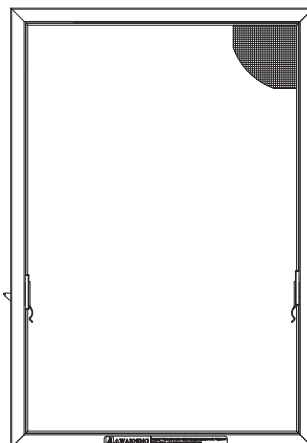
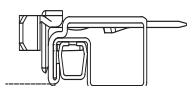
Note:

See [Insect Screen Replacement Video](#). Wood finish screens 2014 - present. Stone and White screens 2007 - present. See [wood finish screens 2007-2013](#). Screen may show stamp on bottom identifying size. See iQ+ for additional detail.

Non-wood finish



Wood finish



Insect Screen - TruScene® Screens

Note:

Natural wood screen is a pine interior finish, stone color exterior. Screen may show stamp on bottom identifying size.

Unit No.	Dimensions (w x h)	(2014 - Present)	(2007 - Present)		(2016 - Present)	
		Natural Wood	Stone	White	Dark Bronze	Black
CR2	13 9/16 X 19 21/32	1347101	1344090	1344145	9174773	9174516
CR25	13 9/16 X 23 29/32	1347106	1344095	1344150	9174774	9174517
CR3	13 9/16 X 31 15/32	1347112	1344102	1344156	9174775	9174518
CR35	13 9/16 X 36 11/32	1347118	1344108	1344162	9174776	9174519
CR4	13 9/16 X 43 17/32	1347125	1344115	1344169	9174777	9174520
CR45	13 9/16 X 48 11/32	1347131	1344121	1344175	9174778	9174521
CR5	13 9/16 X 55 13/32	1347137	1344127	1344181	9174779	9174522
CR55	13 9/16 X 60 11/32	1347143	1344133	1344187	9174780	9174523
CR6	13 9/16 X 67 13/32	1347149	1344139	1344193	9174781	9174524
CR	Dimensions (w x h)	Terratone	Sandtone	Forest Green	Canvas	
	CR2	13 9/16 X 19 21/32	By description	By description	By description	By description
	CR25	13 9/16 X 23 29/32	By description	By description	By description	By description
	CR3	13 9/16 X 31 15/32	By description	By description	By description	By description
	CR35	13 9/16 X 36 11/32	By description	By description	By description	By description
	CR4	13 9/16 X 43 17/32	By description	By description	By description	By description
	CR45	13 9/16 X 48 11/32	By description	By description	By description	By description
	CR5	13 9/16 X 55 13/32	By description	By description	By description	By description
	CR55	13 9/16 X 60 11/32	By description	By description	By description	By description
	CR6	13 9/16 X 67 13/32	By description	By description	By description	By description

400 Series Perma-Shield® Improved/E-Z Casement Windows (1999 to Present)

Standard, Transom and Picture Windows

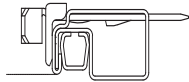
Insect Screens

Insect Screens - TruScene® Screens (2007 - Present)

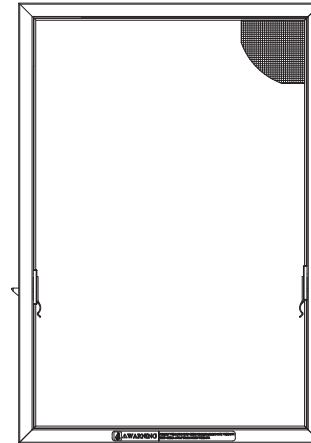
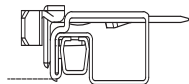
Note:

See [Insect Screen Replacement Video](#). Wood finish screens 2014 - present. Stone and White screens 2007 - present. See [wood finish screens 2007-2013](#). Screen may show stamp on bottom identifying size. See iQ+ for additional detail.

Non-wood finish



Wood finish



Insect Screen - TruScene® Screens

Note:

Natural wood screen is a pine interior finish, stone color exterior. Screen may show stamp on bottom identifying size.

Unit No.	Dimensions (w x h)	(2014 - Present)	(2007 - Present)		(2016 - Present)		
		Natural Wood	Stone	White	Dark Bronze	Black	
CN	CN2	17 1/16 X 19 21/32	1347102	1344091	1344146	9174764	9174507
	CN25	17 1/16 X 23 29/32	1347107	1344096	1344151	9174765	9174508
	CN3	17 1/16 X 31 15/32	1347113	1344103	1344157	9174766	9174509
	CN35	17 1/16 X 36 11/32	1347119	1344109	1344163	9174767	9174510
	CN4	17 1/16 X 43 17/32	1347126	1344116	1344170	9174768	9174511
	CN45	17 1/16 X 48 11/32	1347132	1344122	1344176	9174769	9174512
	CN5	17 1/16 X 55 13/32	1347138	1344128	1344182	9174770	9174513
	CN55	17 1/16 X 60 11/32	1347144	1344134	1344188	9174771	9174514
	CN6	17 1/16 X 67 13/32	1347150	1344140	1344194	9174772	9174515
		Dimensions (w x h)	Terratone	Sandtone	Forest Green	Canvas	
	CN2	17 1/16 X 19 21/32	By description	By description	By description	By description	
	CN25	17 1/16 X 23 29/32	By description	By description	By description	By description	
	CN3	17 1/16 X 31 15/32	By description	By description	By description	By description	
	CN35	17 1/16 X 36 11/32	By description	By description	By description	By description	
	CN4	17 1/16 X 43 17/32	By description	By description	By description	By description	
	CN45	17 1/16 X 48 11/32	By description	By description	By description	By description	
	CN5	17 1/16 X 55 13/32	By description	By description	By description	By description	
	CN55	17 1/16 X 60 11/32	By description	By description	By description	By description	
	CN6	17 1/16 X 67 13/32	By description	By description	By description	By description	

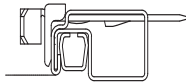
Insect Screens

Insect Screens - TruScene® Screens (2007 - Present)

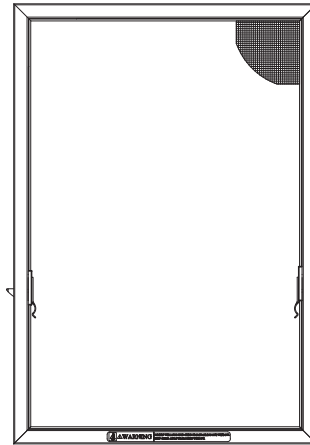
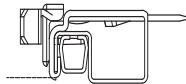
Note:

See [Insect Screen Replacement Video](#). Wood finish screens 2014 - present. Stone and White screens 2007 - present. See [wood finish screens 2007-2013](#). Screen may show stamp on bottom identifying size. See iQ+ for additional detail.

Non-wood finish



Wood finish



Insect Screen - TruScene® Screens

Note:

Natural wood screen is a pine interior finish, stone color exterior. Screen may show stamp on bottom identifying size.

Unit No.	Dimensions (w x h)	(2014 - Present)	(2007 - Present)		(2016 - Present)	
		Natural Wood	Stone	White	Dark Bronze	Black
C2	20 11/16 x 19 21/32	1347103	1344092	1344147	9174755	9174498
C25	20 11/16 x 23 29/32	1347108	1344097	1344152	9174756	9174499
C3	20 11/16 x 31 15/32	1347114	1344104	1344158	9174757	9174500
C35	20 11/16 x 36 11/32	1347120	1344110	1344164	9174758	9174501
C4	20 11/16 x 43 17/32	1347127	1344117	1344171	9174759	9174502
C45	20 11/16 x 48 11/32	1347133	1344123	1344177	9174760	9174503
C5	20 11/16 x 55 13/32	1347139	1344129	1344183	9174761	9174504
C55	20 11/16 x 60 11/32	1347145	1344135	1344189	9174762	9174505
C6	20 11/16 x 67 13/32	1347151	1344141	1344195	9174763	9174506

C	Unit No.	Dimensions (w x h)	Terratone	Sandtone	Forest Green	Canvas
			By description	By description	By description	By description
	C2	20 11/16 x 19 21/32	By description	By description	By description	By description
	C25	20 11/16 x 23 29/32	By description	By description	By description	By description
	C3	20 11/16 x 31 15/32	By description	By description	By description	By description
	C35	20 11/16 x 36 11/32	By description	By description	By description	By description
	C4	20 11/16 x 43 17/32	By description	By description	By description	By description
	C45	20 11/16 x 48 11/32	By description	By description	By description	By description
	C5	20 11/16 x 55 13/32	By description	By description	By description	By description
	C55	20 11/16 x 60 11/32	By description	By description	By description	By description
	C6	20 11/16 x 67 13/32	By description	By description	By description	By description

400 Series Perma-Shield® Improved/E-Z Casement Windows (1999 to Present)

Standard, Transom and Picture Windows

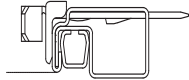
Insect Screens

Insect Screens - TruScene® Screens (2007 - Present)

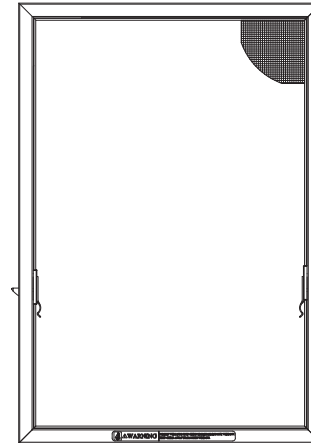
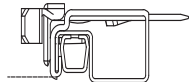
Note:

See [Insect Screen Replacement Video](#). Wood finish screens 2014 - present. Stone and White screens 2007 - present. See [wood finish screens 2007-2013](#). Screen may show stamp on bottom identifying size. See iQ+ for additional detail.

Non-wood finish



Wood finish



Insect Screen - TruScene® Screens

Note:

Natural wood screen is a pine interior finish, stone color exterior. Screen may show stamp on bottom identifying size.

Unit No.	Dimensions (w x h)	(2014 - Present)	(2007 - Present)		(2016 - Present)		
		Natural Wood	Stone	White	Dark Bronze	Black	
CW2	24 ¹⁵ / ₁₆ x 19 ²¹ / ₃₂	1347104	1344093	1344148	9174782	9174525	
CW25	24 ¹⁵ / ₁₆ x 23 ²⁹ / ₃₂	1347109	1344098	1344153	9174783	9174526	
CW3	24 ¹⁵ / ₁₆ x 31 ¹⁵ / ₃₂	1347115	1344105	1344159	9174784	9174527	
CW35	24 ¹⁵ / ₁₆ x 36 ¹¹ / ₃₂	1347121	1344111	1344165	9174785	9174528	
CW35E	24 ¹⁵ / ₁₆ x 36 ³⁵ / ₆₄	1347122	1344112	1344166	9174786	9174529	
CW4	24 ¹⁵ / ₁₆ x 43 ¹⁷ / ₃₂	1347128	1344118	1344172	9174787	9174530	
CW45	24 ¹⁵ / ₁₆ x 48 ¹¹ / ₃₂	1347134	1344124	1344178	9174810	9174553	
CW5	24 ¹⁵ / ₁₆ x 55 ¹³ / ₃₂	1347140	1344130	1344184	9174788	9174531	
CW55	24 ¹⁵ / ₁₆ x 60 ¹¹ / ₃₂	1347146	1344136	1344190	9174789	9174532	
CW6	24 ¹⁵ / ₁₆ x 67 ¹³ / ₃₂	1347152	1344142	1344196	9174790	9174533	
CW	Dimensions (w x h)	Terratone	Sandtone	Forest Green	Canvas		
	CW2	24 ¹⁵ / ₁₆ x 19 ²¹ / ₃₂	By description	By description	By description	By description	
	CW25	24 ¹⁵ / ₁₆ x 23 ²⁹ / ₃₂	By description	By description	By description	By description	
	CW3	24 ¹⁵ / ₁₆ x 31 ¹⁵ / ₃₂	By description	By description	By description	By description	
	CW35	24 ¹⁵ / ₁₆ x 36 ¹¹ / ₃₂	By description	By description	By description	By description	
	CW35E	24 ¹⁵ / ₁₆ x 36 ³⁵ / ₆₄	By description	By description	By description	By description	
	CW4	24 ¹⁵ / ₁₆ x 43 ¹⁷ / ₃₂	By description	By description	By description	By description	
	CW45	24 ¹⁵ / ₁₆ x 48 ¹¹ / ₃₂	By description	By description	By description	By description	
	CW5	24 ¹⁵ / ₁₆ x 55 ¹³ / ₃₂	By description	By description	By description	By description	
	CW55	24 ¹⁵ / ₁₆ x 60 ¹¹ / ₃₂	By description	By description	By description	By description	
CW6	24 ¹⁵ / ₁₆ x 67 ¹³ / ₃₂	By description	By description	By description	By description		

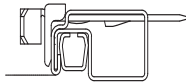
Insect Screens

Insect Screens - TruScene® Screens (2007 - Present)

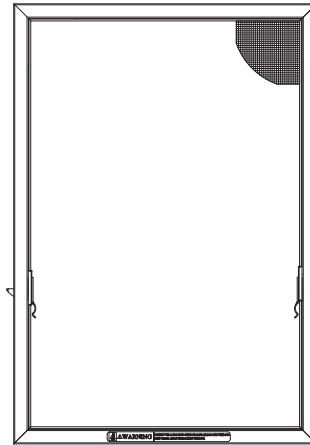
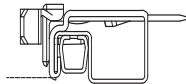
Note:

See [Insect Screen Replacement Video](#). Wood finish screens 2014 - present. Stone and White screens 2007 - present. See [wood finish screens 2007-2013](#). Screen may show stamp on bottom identifying size. See iQ+ for additional detail.

Non-wood finish



Wood finish



Insect Screen - TruScene® Screens

Note:

Natural wood screen is a pine interior finish, stone color exterior. Screen may show stamp on bottom identifying size.

Unit No.	Dimensions (w x h)	(2014 - Present)		(2007 - Present)		(2016 - Present)	
		Natural Wood	Stone	White	Dark Bronze	Black	
CX25	28 1/16 x 23 29/32	1347110	1344099	1344154	9174791	9174534	
CX3	28 1/16 x 31 15/32	1347116	1344106	1344160	9174792	9174535	
CX35	28 1/16 x 36 11/32	1347123	1344113	1344167	9174793	9174536	
CX4	28 1/16 x 43 17/32	1347129	1344119	1344173	9174794	9174537	
CX45	28 1/16 x 48 11/32	1347135	1344125	1344179	9174795	9174538	
CX5	28 1/16 x 55 13/32	1347141	1344131	1344185	9174796	9174539	
CX55	28 1/16 x 60 11/32	1347147	1344137	1344191	9174797	9174540	
CX6	28 1/16 x 67 13/32	1347153	1344143	1344197	9174798	9174541	
CX	Dimensions (w x h)	Terratone	Sandtone	Forest Green	Canvas		
	CX25	28 1/16 x 23 29/32	By description	By description	By description	By description	
	CX3	28 1/16 x 31 15/32	By description	By description	By description	By description	
	CX35	28 1/16 x 36 11/32	By description	By description	By description	By description	
	CX4	28 1/16 x 43 17/32	By description	By description	By description	By description	
	CX45	28 1/16 x 48 11/32	By description	By description	By description	By description	
	CX5	28 1/16 x 55 13/32	By description	By description	By description	By description	
	CX55	28 1/16 x 60 11/32	By description	By description	By description	By description	
	CX6	28 1/16 x 67 13/32	By description	By description	By description	By description	

400 Series Perma-Shield® Improved/E-Z Casement Windows (1999 to Present)

Standard, Transom and Picture Windows

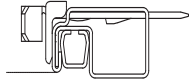
Insect Screens

Insect Screens - TruScene® Screens (2007 - Present)

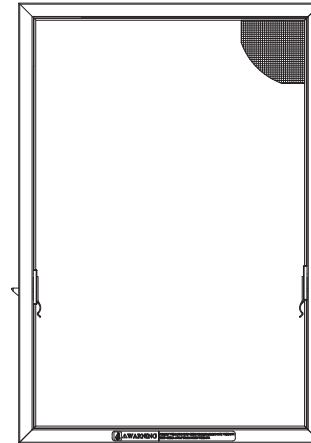
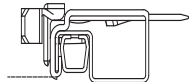
Note:

See [Insect Screen Replacement Video](#). Wood finish screens 2014 - present. Stone and White screens 2007 - present. See [wood finish screens 2007-2013](#). Screen may show stamp on bottom identifying size. See iQ+ for additional detail.

Non-wood finish



Wood finish



Insect Screen - TruScene® Screens

Note:

Natural wood screen is a pine interior finish, stone color exterior. Screen may show stamp on bottom identifying size.

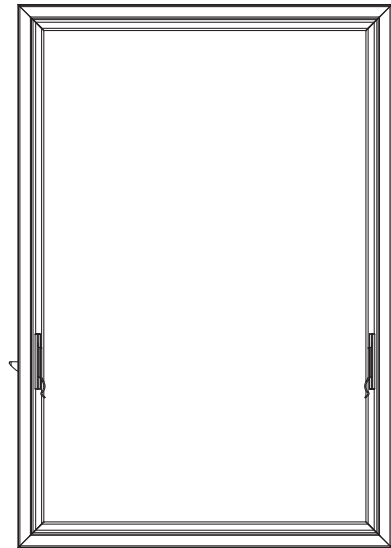
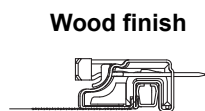
Unit No.	Dimensions (w x h)	(2014 - Present)	(2007 - Present)		(2016 - Present)	
		Natural Wood	Stone	White	Dark Bronze	Black
CXW2	32 1/2 x 19 21/32	By description	By description	By description	By description	By description
CXW25	32 1/2 x 23 29/32	By description	By description	By description	By description	By description
CXW3	32 1/2 x 31 15/32	1347117	1344107	1344161	9174799	9174542
CXW35	32 1/2 x 36 11/32	1347124	1344114	1344168	9174800	9174543
CXW4	32 1/2 x 43 17/32	1347130	1344120	1344174	9174801	9174544
CXW45	32 1/2 x 48 11/32	1347136	1344126	1344180	9174802	9174545
CXW5	32 1/2 x 55 13/32	1347142	1344132	1344186	9174803	9174546
CXW55	32 1/2 x 60 11/32	1347148	1344138	1344192	9174804	9174547
CXW6	32 1/2 x 67 13/32	1347154	1344144	1344198	9174805	9174548
CXW	Dimensions (w x h)	Terratone	Sandtone	Forest Green	Canvas	
	CXW2	32 1/2 x 19 21/32	By description	By description	By description	By description
	CXW25	32 1/2 x 23 29/32	By description	By description	By description	By description
	CXW3	32 1/2 x 31 15/32	By description	By description	By description	By description
	CXW35	32 1/2 x 36 11/32	By description	By description	By description	By description
	CXW4	32 1/2 x 43 17/32	By description	By description	By description	By description
	CXW45	32 1/2 x 48 11/32	By description	By description	By description	By description
	CXW5	32 1/2 x 55 13/32	By description	By description	By description	By description
	CXW55	32 1/2 x 60 11/32	By description	By description	By description	By description
	CXW6	32 1/2 x 67 13/32	By description	By description	By description	By description

Insect Screens

Vintage Insect Screens - TruScene® Screens (2007 - 2013)

Note:

Use to replace wood finish screens 2007 - 2013. Screen may show stamp on bottom identifying size.



Insect Screen - TruScene® Screens / Wood (2007 - 2013)

Note:

Natural wood screen is a pine interior finish, stone color exterior. Screen may show stamp on bottom identifying size.

Unit No.		Dimensions (w x h)	Natural Wood
CR	CR2	13 ⁹ / ₁₆ × 19 ²¹ / ₃₂	By description
	CR25	13 ⁹ / ₁₆ × 23 ²⁹ / ₃₂	By description
	CR3	13 ⁹ / ₁₆ × 31 ¹⁵ / ₃₂	By description
	CR35	13 ⁹ / ₁₆ × 36 ¹¹ / ₃₂	By description
	CR4	13 ⁹ / ₁₆ × 43 ¹⁷ / ₃₂	By description
	CR45	13 ⁹ / ₁₆ × 48 ¹¹ / ₃₂	By description
	CR5	13 ⁹ / ₁₆ × 55 ¹³ / ₃₂	By description
	CR55	13 ⁹ / ₁₆ × 60 ¹¹ / ₃₂	By description
	CR6	13 ⁹ / ₁₆ × 67 ¹³ / ₃₂	By description
CN	CN2	17 ¹ / ₁₆ × 19 ²¹ / ₃₂	By description
	CN25	17 ¹ / ₁₆ × 23 ²⁹ / ₃₂	By description
	CN3	17 ¹ / ₁₆ × 31 ¹⁵ / ₃₂	By description
	CN35	17 ¹ / ₁₆ × 36 ¹¹ / ₃₂	By description
	CN4	17 ¹ / ₁₆ × 43 ¹⁷ / ₃₂	By description
	CN45	17 ¹ / ₁₆ × 48 ¹¹ / ₃₂	By description
	CN5	17 ¹ / ₁₆ × 55 ¹³ / ₃₂	By description
	CN55	17 ¹ / ₁₆ × 60 ¹¹ / ₃₂	By description
	CN6	17 ¹ / ₁₆ × 67 ¹³ / ₃₂	By description

400 Series Perma-Shield® Improved/E-Z Casement Windows (1999 to Present)


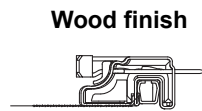
Standard, Transom and Picture Windows

Insect Screens

Vintage Insect Screens - TruScene® Screens (2007 - 2013)

Note:

Use to replace wood finish screens 2007 - 2013. Screen may show stamp on bottom identifying size.



Insect Screen - TruScene® Screens / Wood (2007 - 2013)

Note:

Natural wood screen is a pine interior finish, stone color exterior. Screen may show stamp on bottom identifying size.

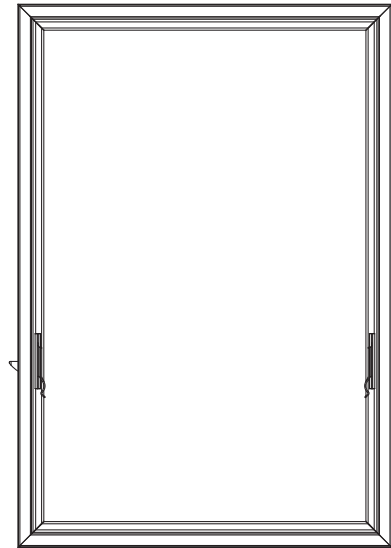
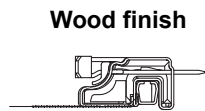
	Unit No.	Dimensions (w x h)	Natural Wood
C	C2	20 ¹¹ / ₁₆ × 19 ²¹ / ₃₂	By description
	C25	20 ¹¹ / ₁₆ × 23 ²⁹ / ₃₂	By description
	C3	20 ¹¹ / ₁₆ × 31 ¹⁵ / ₃₂	By description
	C35	20 ¹¹ / ₁₆ × 36 ¹¹ / ₃₂	By description
	C4	20 ¹¹ / ₁₆ × 43 ¹⁷ / ₃₂	By description
	C45	20 ¹¹ / ₁₆ × 48 ¹¹ / ₃₂	By description
	C5	20 ¹¹ / ₁₆ × 55 ¹³ / ₃₂	By description
	C55	20 ¹¹ / ₁₆ × 60 ¹¹ / ₃₂	By description
	C6	20 ¹¹ / ₁₆ × 67 ¹³ / ₃₂	By description
CW	CW2	24 ¹⁵ / ₁₆ × 19 ²¹ / ₃₂	By description
	CW25	24 ¹⁵ / ₁₆ × 23 ²⁹ / ₃₂	By description
	CW3	24 ¹⁵ / ₁₆ × 31 ¹⁵ / ₃₂	By description
	CW35	24 ¹⁵ / ₁₆ × 36 ¹¹ / ₃₂	By description
	CW35E	24 ¹⁵ / ₁₆ × 36 ³⁵ / ₆₄	By description
	CW4	24 ¹⁵ / ₁₆ × 43 ¹⁷ / ₃₂	By description
	CW45	24 ¹⁵ / ₁₆ × 48 ¹¹ / ₃₂	By description
	CW5	24 ¹⁵ / ₁₆ × 55 ¹³ / ₃₂	By description
	CW55	24 ¹⁵ / ₁₆ × 60 ¹¹ / ₃₂	By description
CW6	24 ¹⁵ / ₁₆ × 67 ¹³ / ₃₂	By description	

Insect Screens

Vintage Insect Screens - TruScene® Screens (2007 - 2013)

Note:

Use to replace wood finish screens 2007 - 2013. Screen may show stamp on bottom identifying size.



Insect Screen - TruScene® Screens / Wood (2007 - 2013)

Note:

Natural wood screen is a pine interior finish, stone color exterior. Screen may show stamp on bottom identifying size.

Unit No.		Dimensions (w x h)	Natural Wood
CX	CX25	28 1/16 x 23 29/32	By description
	CX3	28 1/16 x 31 15/32	By description
	CX35	28 1/16 x 36 11/32	By description
	CX4	28 1/16 x 43 17/32	By description
	CX45	28 1/16 x 48 11/32	By description
	CX5	28 1/16 x 55 13/32	By description
	CX55	28 1/16 x 60 11/32	By description
	CX6	28 1/16 x 67 13/32	By description
CXW	CXW2	32 1/2 x 19 21/32	By description
	CXW25	32 1/2 x 23 29/32	By description
	CXW3	32 1/2 x 31 15/32	By description
	CXW35	32 1/2 x 36 11/32	By description
	CXW4	32 1/2 x 43 17/32	By description
	CXW45	32 1/2 x 48 11/32	By description
	CXW5	32 1/2 x 55 13/32	By description
	CXW55	32 1/2 x 60 11/32	By description
CXW6	32 1/2 x 67 13/32	By description	

400 Series Perma-Shield® Improved/E-Z Casement Windows (1999 to Present)

Standard, Transom and Picture Windows

Insect Screens

Insect Screen - Standard Mesh

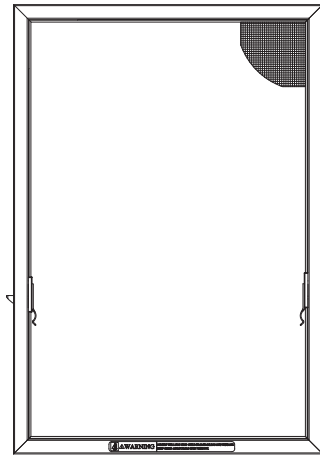
Note:

See [Insect Screen Replacement Video](#).

Insect Screen - Standard Screens

Note:

Screen may show stamp on bottom identifying size. Always verify CW35* & CW35E* by the screen sizes. A CW35E unit will also have a straight-arm type operator. See iQ+ for additional detail.



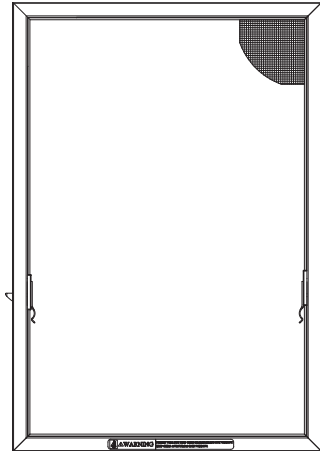
Unit No.	Dimensions (w x h)	Stone	White	Dark Bronze	Black	
CR	CR2	13 ⁹ / ₁₆ × 19 ²¹ / ₃₂	1344006	1345022	9174819	9174562
	CR25	13 ⁹ / ₁₆ × 23 ²⁹ / ₃₂	1344084	1344080	9174806	9174549
	CR3	13 ⁹ / ₁₆ × 31 ¹⁵ / ₃₂	1344025	1345024	9174820	9174563
	CR35	13 ⁹ / ₁₆ × 36 ¹¹ / ₃₂	1344009	1345026	9174821	9174564
	CR4	13 ⁹ / ₁₆ × 43 ¹⁷ / ₃₂	1344026	1345028	9174822	9174565
	CR45	13 ⁹ / ₁₆ × 48 ¹¹ / ₃₂	1344017	1345029	9174823	9174566
	CR5	13 ⁹ / ₁₆ × 55 ¹³ / ₃₂	1344027	1345030	9174824	9174567
	CR55	13 ⁹ / ₁₆ × 60 ¹¹ / ₃₂	1344021	1345031	9174825	9174568
	CR6	13 ⁹ / ₁₆ × 67 ¹³ / ₃₂	1344022	1345032	9174826	9174569
		Dimensions (w x h)	Terratone	Sandtone	Forest Green	Canvas
	CR2	13 ⁹ / ₁₆ × 19 ²¹ / ₃₂	By description	By description	By description	By description
	CR25	13 ⁹ / ₁₆ × 23 ²⁹ / ₃₂	By description	By description	By description	By description
	CR3	13 ⁹ / ₁₆ × 31 ¹⁵ / ₃₂	By description	By description	By description	By description
	CR35	13 ⁹ / ₁₆ × 36 ¹¹ / ₃₂	By description	By description	By description	By description
	CR4	13 ⁹ / ₁₆ × 43 ¹⁷ / ₃₂	By description	By description	By description	By description
	CR45	13 ⁹ / ₁₆ × 48 ¹¹ / ₃₂	By description	By description	By description	By description
CR5	13 ⁹ / ₁₆ × 55 ¹³ / ₃₂	By description	By description	By description	By description	
CR55	13 ⁹ / ₁₆ × 60 ¹¹ / ₃₂	By description	By description	By description	By description	
CR6	13 ⁹ / ₁₆ × 67 ¹³ / ₃₂	By description	By description	By description	By description	

Insect Screens

Insect Screen - Standard Screens

Note:

Screen may show stamp on bottom identifying size. Always verify CW35* & CW35E* by the screen sizes. A CW35E unit will also have a straight-arm type operator. See iQ+ for additional detail.



Unit No.	Dimensions (w x h)	Stone	White	Dark Bronze	Black	
CN	CN2	17 1/16 × 19 21/32	1344002	1345034	9174827	9174570
	CN25	17 1/16 × 23 29/32	1344085	1344081	9174807	9174550
	CN3	17 1/16 × 31 15/32	1344040	1345036	9174828	9174571
	CN35	17 1/16 × 36 11/32	1344028	1345038	9174829	9174572
	CN4	17 1/16 × 43 17/32	1344042	1345041	9174831	9174574
	CN45	17 1/16 × 48 11/32	1344043	1345042	9174832	9174575
	CN5	17 1/16 × 55 13/32	1344044	1345044	9174833	9174576
	CN55	17 1/16 × 60 11/32	1344045	1345046	9174834	9174577
	CN6	17 1/16 × 67 13/32	1344046	1345048	9174835	9174578
		Dimensions (w x h)	Terratone	Sandtone	Forest Green	Canvas
	CN2	17 1/16 × 19 21/32	By description	By description	By description	By description
	CN25	17 1/16 × 23 29/32	By description	By description	By description	By description
	CN3	17 1/16 × 31 15/32	By description	By description	By description	By description
	CN35	17 1/16 × 36 11/32	By description	By description	By description	By description
	CN4	17 1/16 × 43 17/32	By description	By description	By description	By description
	CN45	17 1/16 × 48 11/32	By description	By description	By description	By description
CN5	17 1/16 × 55 13/32	By description	By description	By description	By description	
CN55	17 1/16 × 60 11/32	By description	By description	By description	By description	
CN6	17 1/16 × 67 13/32	By description	By description	By description	By description	

400 Series Perma-Shield® Improved/E-Z Casement Windows (1999 to Present)

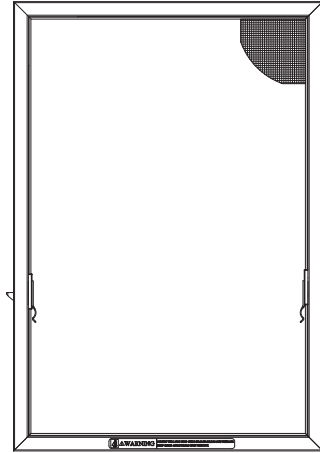
Standard, Transom and Picture Windows

Insect Screens

Insect Screen - Standard Screens

Note:

Screen may show stamp on bottom identifying size. Always verify CW35* & CW35E* by the screen sizes. A CW35E unit will also have a straight-arm type operator. See iQ+ for additional detail.



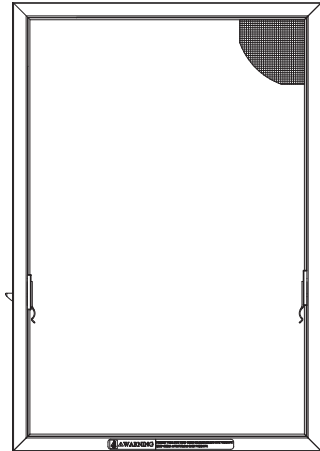
Unit No.	Dimensions (w x h)	Stone	White	Dark Bronze	Black	
C	C2	20 11/16 × 19 21/32	1344004	1345006	9174812	9174555
	C25	20 11/16 × 23 29/32	1344086	1344082	9174808	9174551
	C3	20 11/16 × 31 15/32	1344008	1345008	9174813	9174556
	C35	20 11/16 × 36 11/32	1344012	1345040	9174830	9174573
	C4	20 11/16 × 43 17/32	1344016	1345012	9174814	9174557
	C45	20 11/16 × 48 11/32	1344048	1345014	9174815	9174558
	C5	20 11/16 × 55 13/32	1344020	1345016	9174816	9174559
	C55	20 11/16 × 60 11/32	1344050	1345018	9174817	9174560
	C6	20 11/16 × 67 13/32	1344024	1345020	9174818	9174561
	Dimensions (w x h)	Terratone	Sandtone	Forest Green	Canvas	
C2	20 11/16 × 19 21/32	By description	By description	By description	By description	
C25	20 11/16 × 23 29/32	By description	By description	By description	By description	
C3	20 11/16 × 31 15/32	By description	By description	By description	By description	
C35	20 11/16 × 36 11/32	By description	By description	By description	By description	
C4	20 11/16 × 43 17/32	By description	By description	By description	By description	
C45	20 11/16 × 48 11/32	By description	By description	By description	By description	
C5	20 11/16 × 55 13/32	By description	By description	By description	By description	
C55	20 11/16 × 60 11/32	By description	By description	By description	By description	
C6	20 11/16 × 67 13/32	By description	By description	By description	By description	

Insect Screens

Insect Screen - Standard Screens

Note:

Screen may show stamp on bottom identifying size. Always verify CW35* & CW35E* by the screen sizes. A CW35E unit will also have a straight-arm type operator. See iQ+ for additional detail.



Unit No.	Dimensions (w x h)	Stone	White	Dark Bronze	Black	
CW2	24 ¹⁵ / ₁₆ × 19 ²¹ / ₃₂	1344007	1345050	9174836	9174579	
CW25	24 ¹⁵ / ₁₆ × 23 ²⁹ / ₃₂	1344087	1344083	9174809	9174552	
CW3	24 ¹⁵ / ₁₆ × 31 ¹⁵ / ₃₂	1344029	1345052	9174837	9174580	
CW35*	24 ¹⁵ / ₁₆ × 36 ¹¹ / ₃₂	1344030	1345054	9174138	9174581	
CW35E*	24 ¹⁵ / ₁₆ × 36 ³⁵ / ₆₄	1344074	1345075	9174851	9174594	
CW4	24 ¹⁵ / ₁₆ × 43 ¹⁷ / ₃₂	1344034	1345056	9174839	9174582	
CW45	24 ¹⁵ / ₁₆ × 48 ¹¹ / ₃₂	1344035	1345058	9174840	9174583	
CW5	24 ¹⁵ / ₁₆ × 55 ¹³ / ₃₂	1344036	1345060	9174841	9174584	
CW55	24 ¹⁵ / ₁₆ × 60 ¹¹ / ₃₂	1344037	1345062	9174842	9174585	
CW6	24 ¹⁵ / ₁₆ × 67 ¹³ / ₃₂	1344038	1345064	9174843	9174586	
CW	Dimensions (w x h)	Terratone	Sandtone	Forest Green	Canvas	
	CW2	24 ¹⁵ / ₁₆ × 19 ²¹ / ₃₂	By description	By description	By description	By description
	CW25	24 ¹⁵ / ₁₆ × 23 ²⁹ / ₃₂	By description	By description	By description	By description
	CW3	24 ¹⁵ / ₁₆ × 31 ¹⁵ / ₃₂	By description	By description	By description	By description
	CW35*	24 ¹⁵ / ₁₆ × 36 ¹¹ / ₃₂	By description	By description	By description	By description
	CW35E*	24 ¹⁵ / ₁₆ × 36 ³⁵ / ₆₄	By description	By description	By description	By description
	CW4	24 ¹⁵ / ₁₆ × 43 ¹⁷ / ₃₂	By description	By description	By description	By description
	CW45	24 ¹⁵ / ₁₆ × 48 ¹¹ / ₃₂	By description	By description	By description	By description
	CW5	24 ¹⁵ / ₁₆ × 55 ¹³ / ₃₂	By description	By description	By description	By description
	CW55	24 ¹⁵ / ₁₆ × 60 ¹¹ / ₃₂	By description	By description	By description	By description
CW6	24 ¹⁵ / ₁₆ × 67 ¹³ / ₃₂	By description	By description	By description	By description	

400 Series Perma-Shield® Improved/E-Z Casement Windows (1999 to Present)

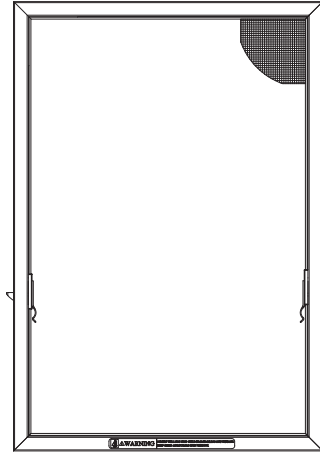
Standard, Transom and Picture Windows

Insect Screens

Insect Screen - Standard Screens

Note:

Screen may show stamp on bottom identifying size. Always verify CW35* & CW35E* by the screen sizes. A CW35E unit will also have a straight-arm type operator. See iQ+ for additional detail.



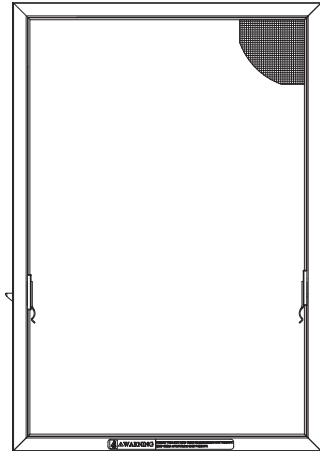
Unit No.	Dimensions (w x h)	Stone	White	Dark Bronze	Black	
CX	CX25	28 1/16 x 23 29/32	1398401	1398409	9174852	9174595
	CX3	28 1/16 x 31 15/32	1398402	1398410	9174853	9174596
	CX35	28 1/16 x 36 11/32	1398403	1398411	9174854	9174597
	CX4	28 1/16 x 43 17/32	1398404	1398412	9174855	9174598
	CX45	28 1/16 x 48 11/32	1398405	1398413	9174856	9174599
	CX5	28 1/16 x 55 13/32	1398406	1398414	9174857	9174600
	CX55	28 1/16 x 60 11/32	1398407	1398415	9174858	9174601
	CX6	28 1/16 x 67 13/32	1398408	1398416	9174859	9174602
		Dimensions (w x h)	Terratone	Sandtone	Forest Green	Canvas
	CX25	28 1/16 x 23 29/32	By description	By description	By description	By description
	CX3	28 1/16 x 31 15/32	By description	By description	By description	By description
	CX35	28 1/16 x 36 11/32	By description	By description	By description	By description
	CX4	28 1/16 x 43 17/32	By description	By description	By description	By description
	CX45	28 1/16 x 48 11/32	By description	By description	By description	By description
	CX5	28 1/16 x 55 13/32	By description	By description	By description	By description
	CX55	28 1/16 x 60 11/32	By description	By description	By description	By description
CX6	28 1/16 x 67 13/32	By description	By description	By description	By description	

Insect Screens

Insect Screen - Standard Screens

Note:

Screen may show stamp on bottom identifying size. Always verify CW35* & CW35E* by the screen sizes. A CW35E unit will also have a straight-arm type operator. See iQ+ for additional detail.


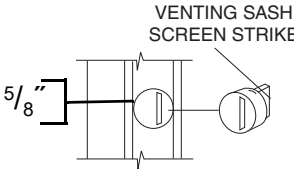
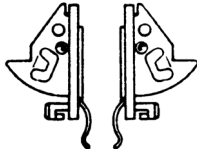


Unit No.	Dimensions (w x h)	Stone	White	Dark Bronze	Black	
CXW	CXW3	32 1/2 x 31 15/32	1344064	1345065	9174844	9174587
	CXW35	32 1/2 x 36 11/32	1344065	1345066	9174845	9174588
	CXW4	32 1/2 x 43 17/32	1344066	1345067	9174846	9174589
	CXW45	32 1/2 x 48 11/32	1344067	1345068	9174847	9174590
	CXW5	32 1/2 x 55 13/32	1344068	1345069	9174848	9174591
	CXW55	32 1/2 x 60 11/32	1344069	1345070	9174849	9174592
	CXW6	32 1/2 x 67 13/32	1344070	1345071	9174850	9174593
		Dimensions (w x h)	Terratone	Sandtone	Forest Green	Canvas
	CXW3	32 1/2 x 31 15/32	By description	By description	By description	By description
	CXW35	32 1/2 x 36 11/32	By description	By description	By description	By description
	CXW4	32 1/2 x 43 17/32	By description	By description	By description	By description
	CXW45	32 1/2 x 48 11/32	By description	By description	By description	By description
	CXW5	32 1/2 x 55 13/32	By description	By description	By description	By description
	CXW55	32 1/2 x 60 11/32	By description	By description	By description	By description
CXW6	32 1/2 x 67 13/32	By description	By description	By description	By description	

400 Series Perma-Shield® Improved/E-Z Casement Windows (1999 to Present)

Standard, Transom and Picture Windows

Insect Screens

Insect Screen Parts			
Insect Screen Warning Label			
		Order No.	
		1345005	
Insect Screen Strike			
		Color	Order No.
		Natural	1361393
		White	1361395
Insect Screen Wing Blade Lock with Housing (Pair)			
	Description	Color	Order No.
	1-A-15516	Stone	2962202
	Note: The originals are hard to replace. No instructions are provided. Consider a replacement screen instead.	White	1693417

Grilles

Interior Grilles - Standard Windows / Colonial

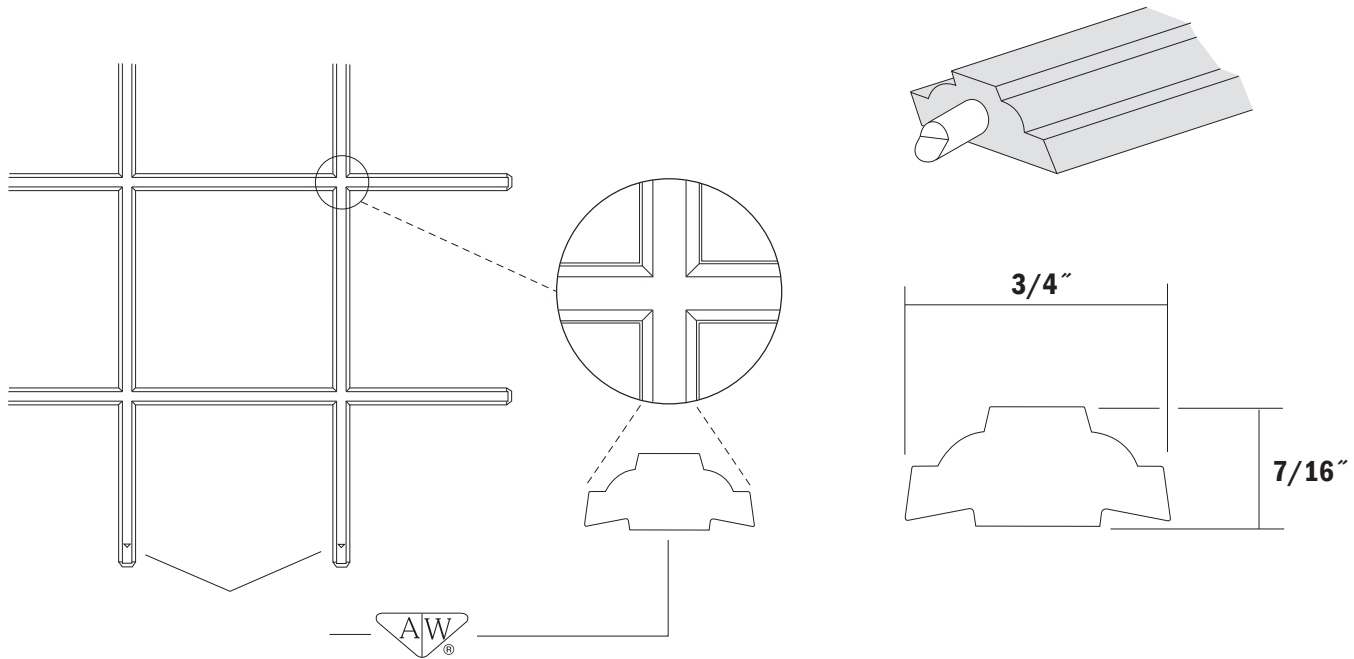
Note:

Grilles include fasteners. When ordering include product type, exterior color, interior color, grille pattern, and grille profile.
 Example: CR3 grille, white, prefinished, 2W x 3H, 3/4" profile.

See [Accessory Guide 0005285](#).

See [Accessory Guide 9033638](#).

See [Grille Application Video](#).



Perma-Shield® Improved/E-Z Casement Window Grilles -Colonial - 3/4" Wood

Interior Grille - Standard Window / Colonial / 3/4" Wood / Natural Wood Interior

Unit No.	Lite Pattern	Dimensions (w x h)	Exterior							
			White	Terratone	Sandtone	Forest Green	Canvas	Dark Bronze	Black	
			Maple Interior							
CR	2	2W x 2H	12 3/4 x 19 1/2	1344523	1445333	0603846	0519004	9134770	9134829	9134888
	25	2W x 2H	12 3/4 x 23 3/4	1344564	1445364	0603877	0519044	9134801	9134860	9134919
	3	2W x 3H	12 3/4 x 31 5/16	1344524	1445335	0603848	0519005	9134772	9134831	9134890
	35	2W x 3H	12 3/4 x 36 3/16	1344525	1445334	0603847	0519006	9134771	9134830	9134889
	4	2W x 4H	12 3/4 x 43 3/8	1344526	1445337	0603850	0519007	9134774	9134833	9134892
	45	2W x 4H	12 3/4 x 48 3/16	1344527	1445336	0603849	0519008	9134773	9134832	9134891
	5	2W x 5H	12 3/4 x 55 1/4	1344528	1445339	0603852	0519009	9134776	9134835	9134894
	55	2W x 5H	12 3/4 x 60 3/16	1344529	1445338	0603851	0519010	9134775	9134834	9134893
6	2W x 6H	12 3/4 x 67 1/4	1344530	1445340	0603853	0519011	9134777	9134836	9134895	

400 Series Perma-Shield® Improved/E-Z Casement Windows (1999 to Present)

Standard, Transom and Picture Windows

Grilles

Interior Grille - Standard Window / Colonial / 3/4" Wood / Natural Wood Interior										
Unit No.	Lite Pattern	Dimensions (w x h)	Exterior							
			White	Terratone	Sandtone	Forest Green	Canvas	Dark Bronze	Black	
			Maple Interior							
CN	2	2W x 2H	16 1/4 x 19 1/2	1344531	1445324	0603836	0519012	9134761	9134820	9134879
	25	2W x 2H	16 1/4 x 23 3/4	1344565	1445365	0603878	0519045	9134802	9134861	9134920
	3	2W x 3H	16 1/4 x 31 5/16	1344532	1445326	0603838	0519013	9134763	9134822	9134881
	35	2W x 3H	16 1/4 x 36 3/16	1344533	1445325	0603837	0519014	9134762	9134821	9134880
	4	2W x 4H	16 1/4 x 43 3/8	1344534	1445328	0603840	0519015	9134765	9134824	9134883
	45	2W x 4H	16 1/4 x 48 3/16	1344535	1445327	0603839	0519016	9134764	9134823	9134882
	5	2W x 5H	16 1/4 x 55 1/4	1344536	1445330	0603842	0519017	9134767	9134826	9134885
	55	2W x 5H	16 1/4 x 60 3/16	1344537	1445329	0603841	0519018	9134766	9134825	9134884
C	2	2W x 2H	19 7/8 x 19 1/2	1344539	1445356	0603869	0519020	9134793	9134852	9134911
	25	2W x 2H	19 7/8 x 23 3/4	1344566	1445366	0603879	0519046	9134803	9134862	9134921
	3	2W x 3H	19 7/8 x 31 5/16	1344540	1445358	0603871	0519021	9134795	9134854	9134913
	35	2W x 3H	19 7/8 x 36 3/16	1344541	1445357	0603870	0519022	9134794	9134853	9134912
	4	2W x 4H	19 7/8 x 43 3/8	1344542	1445360	0603873	0519023	9134797	9134856	9134915
	45	2W x 4H	19 7/8 x 48 3/16	1344543	1445359	0603872	0519024	9134796	9134855	9134914
	5	2W x 5H	19 7/8 x 55 1/4	1344544	1445362	0603875	0519025	9134799	9134858	9134917
	55	2W x 5H	19 7/8 x 60 3/16	1344545	1445361	0603874	0519026	9134798	9134857	9134916
CW	2	2W x 2H	24 1/8 x 19 1/2	1344547	1445341	0603854	0519028	9134778	9134837	9134896
	25	2W x 2H	24 1/8 x 23 3/4	1344567	1445367	0603880	0519047	9134804	9134863	9134922
	3	2W x 3H	24 1/8 x 31 5/16	1344548	1445343	0603856	0519029	9134780	9134839	9134898
	35	2W x 3H	24 1/8 x 36 3/16	1344549	1445342	0603855	0519030	9134779	9134838	9134897
	4	2W x 4H	24 1/8 x 43 3/8	1344550	1445345	0603858	0519031	9134782	9134841	9134900
	45	2W x 4H	24 1/8 x 48 3/16	1344551	1445344	0603857	0519032	9134781	9134840	9134899
	5	2W x 5H	24 1/8 x 55 1/4	1344552	1445347	0603860	0519033	9134784	9134843	9134902
	55	2W x 5H	24 1/8 x 60 3/16	1344553	1445346	0603859	0519034	9134783	9134842	9134901
CX	25	3W x 2H	27 1/4 x 23 3/4	1344938	1445720	0603760	0519401	9134746	9134805	9134864
	3	3W x 3H	27 1/4 x 31 5/16	1344939	1445721	0603761	0519402	9134747	9134806	9134865
	35	3W x 3H	27 1/4 x 36 3/16	1344940	1445722	0603762	0519403	9134748	9134807	9134866
	4	3W x 4H	27 1/4 x 43 3/8	1344941	1445723	0603763	0519404	9134749	9134808	9134867
	45	3W x 4H	27 1/4 x 48 3/16	1344942	1445724	0603764	0519405	9134750	9134809	9134868
	5	3W x 5H	27 1/4 x 55 1/4	1344943	1445725	0603765	0519406	9134751	9134810	9134869
	55	3W x 5H	27 1/4 x 60 3/16	1344944	1445726	0603766	0519407	9134752	9134811	9134870
	6	3W x 6H	27 1/4 x 67 1/4	1344945	1445727	0603767	0519408	9134753	9134812	9134871

Grilles

Interior Grille - Standard Window / Colonial / 3/4" Wood / Natural Wood Interior										
Unit No.	Lite Pattern	Dimensions (w x h)	Exterior							
			White	Terratone	Sandtone	Forest Green	Canvas	Dark Bronze	Black	
			Maple Interior							
CXW	3	3W X 3H	31 ¹¹ / ₁₆ × 31 ⁵ / ₁₆	1344555	1445349	0603862	0519036	9134786	9134845	9134904
	35	3W X 3H	31 ¹¹ / ₁₆ × 36 ³ / ₁₆	1344556	1445350	0603863	0519037	9134787	9134846	9134905
	4	3W X 4H	31 ¹¹ / ₁₆ × 43 ³ / ₈	1344557	1445351	0603864	0519038	9134788	9134847	9134906
	45	3W X 4H	31 ¹¹ / ₁₆ × 48 ³ / ₁₆	1344558	1445352	0603865	0519039	9134789	9134848	9134907
	5	3W X 5H	31 ¹¹ / ₁₆ × 55 ¹ / ₄	1344559	1445353	0603866	0519040	9134790	9134849	9134908
	55	3W X 5H	31 ¹¹ / ₁₆ × 60 ³ / ₁₆	1344560	1445354	0603867	0519041	9134791	9134850	9134909
	6	3W X 6H	31 ¹¹ / ₁₆ × 67 ¹ / ₄	1344561	1445355	0603868	0519042	9134792	9134851	9134910

400 Series Perma-Shield® Improved/E-Z Casement Windows (1999 to Present)

Standard, Transom and Picture Windows

Grilles

Interior Grille - Standard Window / Colonial / 3/4" Wood / Prefinished Interior										
Unit No.	Lite Pattern	Dimensions (w x h)	Exterior							
			White	Terratone	Sandtone	Forest Green	Canvas	Dark Bronze	Black	
			Interior							
			White	Terratone	Sandtone	Forest Green	Canvas	Dark Bronze	Black	
CR	2	2W x 2H	12 3/4 x 19 1/2	1353117	1443617	0604046	0514519	Configured	Configured	Configured
	25	2W x 2H	12 3/4 x 23 3/4	1344423	1445149	0603569	0514520	Configured	Configured	Configured
	3	2W x 3H	12 3/4 x 31 5/16	1353118	1443618	0604047	0514521	Configured	Configured	Configured
	35	2W x 3H	12 3/4 x 36 3/16	1353119	1443619	0604048	0514522	Configured	Configured	Configured
	4	2W x 4H	12 3/4 x 43 3/8	1353120	1443620	0604049	0514523	Configured	Configured	Configured
	45	2W x 4H	12 3/4 x 48 3/16	1353121		0604050	0514524	Configured	Configured	Configured
	5	2W x 5H	12 3/4 x 55 1/4	1353122	1443622	0604051	0514525	Configured	Configured	Configured
	55	2W x 5H	12 3/4 x 60 3/16	1353123	1443623	0604052	0514526	Configured	Configured	Configured
6	2W x 6H	12 3/4 x 67 1/4	1353124	1443624	0604053	0514527	Configured	Configured	Configured	
CN	2	2W x 2H	16 1/4 x 19 1/2	1353109	1443609	0604038	0514510	Configured	Configured	Configured
	25	2W x 2H	16 1/4 x 23 3/4	1344424	1445150	0603570	0514511	Configured	Configured	Configured
	3	2W x 3H	16 1/4 x 31 5/16	1353110	1443610	0604039	0514512	Configured	Configured	Configured
	35	2W x 3H	16 1/4 x 36 3/16	1353111	1443611	0604040	0514513	Configured	Configured	Configured
	4	2W x 4H	16 1/4 x 43 3/8	1353112	1443612	0604041	0514514	Configured	Configured	Configured
	45	2W x 4H	16 1/4 x 48 3/16	1353113	1443613	0604042	0514515	Configured	Configured	Configured
	5	2W x 5H	16 1/4 x 55 1/4	1353114	1443614	0604043	0514516	Configured	Configured	Configured
	55	2W x 5H	16 1/4 x 60 3/16	1353115	1443615	0604044	0514517	Configured	Configured	Configured
6	2W x 6H	16 1/4 x 67 1/4	1353116	1443616	0604045	0514518	Configured	Configured	Configured	
C	2	2W x 2H	19 7/8 x 19 1/2	1353101	1443601	0604030	0514501	Configured	Configured	Configured
	25	2W x 2H	19 7/8 x 23 3/4	1344425	1445151	0603571	0514502	Configured	Configured	Configured
	3	2W x 3H	19 7/8 x 31 5/16	1353102	1443602	0604031	0514503	Configured	Configured	Configured
	35	2W x 3H	19 7/8 x 36 3/16	1353103	1443603	0604032	0514504	Configured	Configured	Configured
	4	2W x 4H	19 7/8 x 43 3/8	1353104	1443604	0604033	0514505	Configured	Configured	Configured
	45	2W x 4H	19 7/8 x 48 3/16	1353105	1443605	0604034	0514506	Configured	Configured	Configured
	5	2W x 5H	19 7/8 x 55 1/4	1353106	1443606	0604035	0514507	Configured	Configured	Configured
	55	2W x 5H	19 7/8 x 60 3/16	1353107	1443607	0604036	0514508	Configured	Configured	Configured
6	2W x 6H	19 7/8 x 67 1/4	1353108	1443608	0604037	0514509	Configured	Configured	Configured	

Grilles

Interior Grille - Standard Window / Colonial / 3/4" Wood / Prefinished Interior										
Unit No.	Lite Pattern	Dimensions (w x h)	Exterior							
			White	Terratone	Sandtone	Forest Green	Canvas	Dark Bronze	Black	
			Interior							
			White	Terratone	Sandtone	Forest Green	Canvas	Dark Bronze	Black	
CW	2	2W x 2H	24 1/8 x 19 1/2	1353125	1443625	0604054	0514528	Configured	Configured	Configured
	25	2W x 2H	24 1/8 x 23 3/4	1344426	1445152	0603572	0514529	Configured	Configured	Configured
	3	2W x 3H	24 1/8 x 31 5/16	1353126	1443626	0604055	0514530	Configured	Configured	Configured
	35	2W x 3H	24 1/8 x 36 3/16	1353127	1443627	0604056	0514531	Configured	Configured	Configured
	4	2W x 4H	24 1/8 x 43 3/8	1353128	1443628	0604057	0514532	Configured	Configured	Configured
	45	2W x 4H	24 1/8 x 48 3/16	1353129	1443629	0604058	0514533	Configured	Configured	Configured
	5	2W x 5H	24 1/8 x 55 1/4	1353130	1443630	0604059	0514534	Configured	Configured	Configured
	55	2W x 5H	24 1/8 x 60 3/16	1353131	1443631	0604060	0514535	Configured	Configured	Configured
	6	2W x 6H	24 1/8 x 67 1/4	1353132	1443632	0604061	0514536	Configured	Configured	Configured
CX	25	3W X 2H	27 1/4 x 23 3/4	1344946	By description	By description	By description	Configured	Configured	Configured
	3	3W X 3H	27 1/4 x 31 5/16	1344947	By description	By description	By description	Configured	Configured	Configured
	35	3W X 3H	27 1/4 x 36 3/16	1344948	By description	By description	By description	Configured	Configured	Configured
	4	3W X 4H	27 1/4 x 43 3/8	1344949	By description	By description	By description	Configured	Configured	Configured
	45	3W X 4H	27 1/4 x 48 3/16	1344950	By description	By description	By description	Configured	Configured	Configured
	5	3W X 5H	27 1/4 x 55 1/4	1344951	By description	By description	By description	Configured	Configured	Configured
	55	3W X 5H	27 1/4 x 60 3/16	1344952	By description	By description	By description	Configured	Configured	Configured
	6	3W X 6H	27 1/4 x 67 1/4	1344953	By description	By description	By description	Configured	Configured	Configured
CXW	3	3W X 3H	31 11/16 x 31 5/16	1344427	1445153	0603573	0514537	Configured	Configured	Configured
	35	3W X 3H	31 11/16 x 36 3/16	1344428	1445154	0603574	0514538	Configured	Configured	Configured
	4	3W X 4H	31 11/16 x 43 3/8	1344429	1445155	0603575	0514539	Configured	Configured	Configured
	45	3W X 4H	31 11/16 x 48 3/16	1344430	1445156	0603576	0514540	Configured	Configured	Configured
	5	3W X 5H	31 11/16 x 55 1/4	1344431	1445157	0603577	0514541	Configured	Configured	Configured
	55	3W X 5H	31 11/16 x 60 3/16	1344432	1445158	0603578	0514542	Configured	Configured	Configured
	6	3W X 6H	31 11/16 x 67 1/4	1344433	1445159	0603579	0514543	Configured	Configured	Configured

400 Series Perma-Shield® Improved/E-Z Casement Windows (1999 to Present)

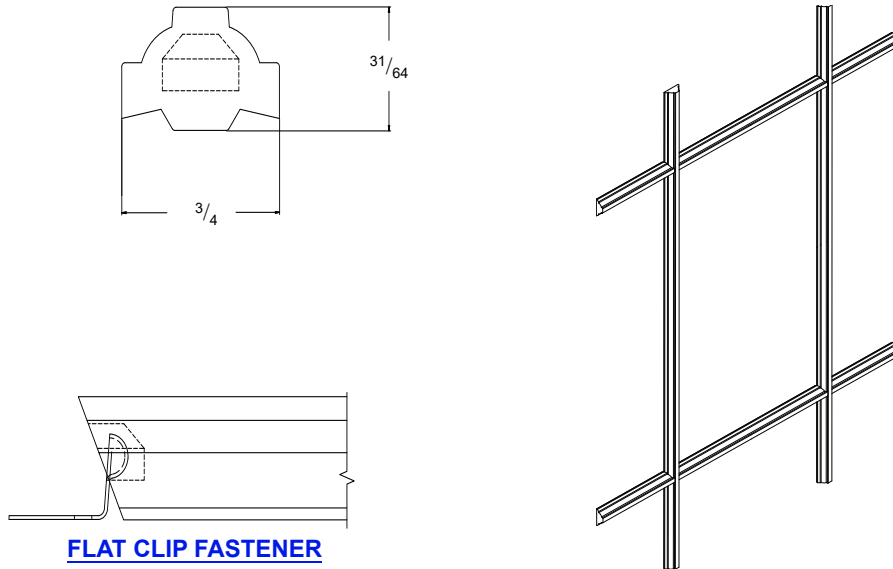
Standard, Transom and Picture Windows

Grilles

Interior Grilles - Standard Windows / Prairie A

Note:

Grilles include fasteners. Oak available as a configured item in iQ+.



Interior Grille - Standard Window / Prairie A / 3/4" Wood / Natural Wood Interior									
Unit No.	Dimensions (w x h)	Exterior							
		White	Terratone	Sandtone	Forest Green	Canvas	Dark Bronze	Black	
		Maple Interior							
CR	2	12 3/4 x 19 1/2	1344887	1443491	0621312	0519091	9134678	9134721	9134635
	25	12 3/4 x 23 3/4	1344888	1443492	0621313	0519092	9134679	9134722	9134636
	3	12 3/4 x 31 5/16	1344889	1443493	0621314	0519093	9134680	9134723	9134637
	35	12 3/4 x 36 3/16	1344890	1443494	0621315	0519094	9134681	9134724	9134638
	4	12 3/4 x 43 3/8	1344891	1443495	0621316	0519095	9134682	9134725	9134639
	45	12 3/4 x 48 3/16	1344892	1443496	0621317	0519096	9134683	9134726	9134640
	5	12 3/4 x 55 1/4	1344893	1443497	0621318	0519097	9134684	9134727	9134641
	55	12 3/4 x 60 3/16	1344894	1443498	0621319	0519098	9134685	9134728	9134642
	6	12 3/4 x 67 1/4	1344895	1443499	0621320	0519099	9134686	9134729	9134643

Grilles

Interior Grille - Standard Window / Prairie A / 3/4" Wood / Natural Wood Interior									
Unit No.	Dimensions (w x h)	Exterior							Maple Interior
		White	Terratone	Sandtone	Forest Green	Canvas	Dark Bronze	Black	
		Maple Interior							
CN	2	16 1/4 x 19 1/2	1344878	1443482	0621303	0519082	9134669	9134712	9134626
	25	16 1/4 x 23 3/4	1344879	1443483	0621304	0519083	9134670	9134713	9134627
	3	16 1/4 x 31 5/16	1344880	1443484	0621305	0519084	9134671	9134714	9134628
	35	16 1/4 x 36 3/16	1344881	1443485	0621306	0519085	9134672	9134715	9134629
	4	16 1/4 x 43 3/8	1344882	1443486	0621307	0519086	9134673	9134716	9134630
	45	16 1/4 x 48 3/16	1344883	1443487	0621308	0519087	9134674	9134717	9134631
	5	16 1/4 x 55 1/4	1344884	1443488	0621309	0519088	9134675	9134718	9134632
	55	16 1/4 x 60 3/16	1344885	1443489	0621310	0519089	9134676	9134719	9134633
C	2	19 7/8 x 19 1/2	1344869	1443473	0621293	0519073	9134660	9134703	9134617
	25	19 7/8 x 23 3/4	1344870	1443474	0621294	0519074	9134661	9134704	9134618
	3	19 7/8 x 31 5/16	1344871	1443475	0621295	0519075	9134662	9134705	9134619
	35	19 7/8 x 36 3/16	1344872	1443476	0621296	0519076	9134663	9134706	9134620
	4	19 7/8 x 43 3/8	1344873	1443477	0621297	0519077	9134664	9134707	9134621
	45	19 7/8 x 48 3/16	1344874	1443478	0621298	0519078	9134665	9134708	9134622
	5	19 7/8 x 55 1/4	1344875	1443479	0621299	0519079	9134666	9134709	9134623
	55	19 7/8 x 60 3/16	1344876	1443480	0621301	0519080	9134667	9134710	9134624
CW	2	24 1/8 x 19 1/2	1344896	1443501	0621321	0519101	9134687	9134730	9134644
	25	24 1/8 x 23 3/4	1344897	1443502	0621322	0519102	9134688	9134731	9134645
	3	24 1/8 x 31 5/16	1344898	1443503	0621323	0519103	9134689	9134732	9134646
	35	24 1/8 x 36 3/16	1344899	1443504	0621324	0519104	9134690	9134733	9134647
	4	24 1/8 x 43 3/8	1344901	1443505	0621325	0519105	9134691	9134734	9134648
	45	24 1/8 x 48 3/16	1344902	1443506	0621326	0519106	9134692	9134735	9134649
	5	24 1/8 x 55 1/4	1344903	1443507	0621327	0519107	9134693	9134736	9134650
	55	24 1/8 x 60 3/16	1344904	1443508	0621328	0519108	9134694	9134737	9134651
CX	25	27 1/2 x 23 3/4	By description	By description	By description	By description	By description	By description	By description
	3	27 1/2 x 31 5/16	By description	By description	By description	By description	By description	By description	By description
	35	27 1/2 x 36 3/16	By description	By description	By description	By description	By description	By description	By description
	4	27 1/2 x 43 3/8	By description	By description	By description	By description	By description	By description	By description
	45	27 1/2 x 48 3/16	By description	By description	By description	By description	By description	By description	By description
	5	27 1/2 x 55 1/4	By description	By description	By description	By description	By description	By description	By description
	55	27 1/2 x 60 3/16	By description	By description	By description	By description	By description	By description	By description
	6	27 1/2 x 67 3/8	By description	By description	By description	By description	By description	By description	By description

400 Series Perma-Shield® Improved/E-Z Casement Windows (1999 to Present)

Standard, Transom and Picture Windows

Grilles

Interior Grille - Standard Window / Prairie A / 3/4" Wood / Natural Wood Interior									
Unit No.	Dimensions (w x h)	Exterior							Maple Interior
		White	Terratone	Sandtone	Forest Green	Canvas	Dark Bronze	Black	
CXW	3	31 11/16 × 31 5/16	1344906	1443510	0621330	0519110	9134696	9134739	9134653
	35	31 11/16 × 36 3/16	1344907	1443511	0621331	0519111	9134697	9134740	9134654
	4	31 11/16 × 43 3/8	1344908	1443512	0621332	0519112	9134698	9134741	9134655
	45	31 11/16 × 48 3/16	1344909	1443513	0621333	0519113	9134699	9134742	9134656
	5	31 11/16 × 55 1/4	1344910	1443514	0621334	0519114	9134700	9134743	9134657
	55	31 11/16 × 60 3/16	1344911	1443515	0621335	0519115	9134701	9134744	9134658
	6	31 11/16 × 67 1/4	1344912	1443516	0621336	0519116	9134702	9134745	9134659

Grilles

Interior Grille - Standard Window / Prairie A / 3/4" Wood / Prefinished Interior									
Unit No.	Dimensions (w x h)	Exterior							
		White	Terratone	Sandtone	Forest Green	Canvas	Dark Bronze	Black	
		Interior							
		White	Terratone	Sandtone	Forest Green	Canvas	Dark Bronze	Black	
CR	2	12 3/4 x 19 1/2	1344819	1443423	0621243	By description	Configured	Configured	Configured
	25	12 3/4 x 23 3/4	1344820	1443424	0621244	By description	Configured	Configured	Configured
	3	12 3/4 x 31 5/16	1344821	1443425	0621245	By description	Configured	Configured	Configured
	35	12 3/4 x 36 3/16	1344822	1443426	0621246	By description	Configured	Configured	Configured
	4	12 3/4 x 43 3/8	1344823	1443427	0621247	By description	Configured	Configured	Configured
	45	12 3/4 x 48 3/16	1344824	1443428	0621248	By description	Configured	Configured	Configured
	5	12 3/4 x 55 1/4	1344825	1443429	0621249	By description	Configured	Configured	Configured
	55	12 3/4 x 60 3/16	1344826	1443430	0621250	By description	Configured	Configured	Configured
	6	12 3/4 x 67 1/4	1344827	1443431	0621251	By description	Configured	Configured	Configured
CN	2	16 1/4 x 19 1/2	1344810	1443414	0621234	By description	Configured	Configured	Configured
	25	16 1/4 x 23 3/4	1344811	1443415	0621235	By description	Configured	Configured	Configured
	3	16 1/4 x 31 5/16	1344812	1443416	0621236	By description	Configured	Configured	Configured
	35	16 1/4 x 36 3/16	1344813	1443417	0621237	By description	Configured	Configured	Configured
	4	16 1/4 x 43 3/8	1344814	1443418	0621238	By description	Configured	Configured	Configured
	45	16 1/4 x 48 3/16	1344815	1443419	0621239	By description	Configured	Configured	Configured
	5	16 1/4 x 55 1/4	1344816	1443420	0621240	By description	Configured	Configured	Configured
	55	16 1/4 x 60 3/16	1344817	1443421	0621241	By description	Configured	Configured	Configured
	6	16 1/4 x 67 1/4	1344818	1443422	0621242	By description	Configured	Configured	Configured
C	2	19 7/8 x 19 1/2	1344801	1443405	0621225	By description	Configured	Configured	Configured
	25	19 7/8 x 23 3/4	1344802	1443406	0621226	By description	Configured	Configured	Configured
	3	19 7/8 x 31 5/16	1344803	1443407	0621227	By description	Configured	Configured	Configured
	35	19 7/8 x 36 3/16	1344804	1443408	0621228	By description	Configured	Configured	Configured
	4	19 7/8 x 43 3/8	1344805	1443409	0621229	By description	Configured	Configured	Configured
	45	19 7/8 x 48 3/16	1344806	1443410	0621230	By description	Configured	Configured	Configured
	5	19 7/8 x 55 1/4	1344807	1443411	0621231	By description	Configured	Configured	Configured
	55	19 7/8 x 60 3/16	1344808	1443412	0621232	By description	Configured	Configured	Configured
	6	19 7/8 x 67 1/4	1344809	1443413	0621233	By description	Configured	Configured	Configured

400 Series Perma-Shield® Improved/E-Z Casement Windows (1999 to Present)

Standard, Transom and Picture Windows

Grilles

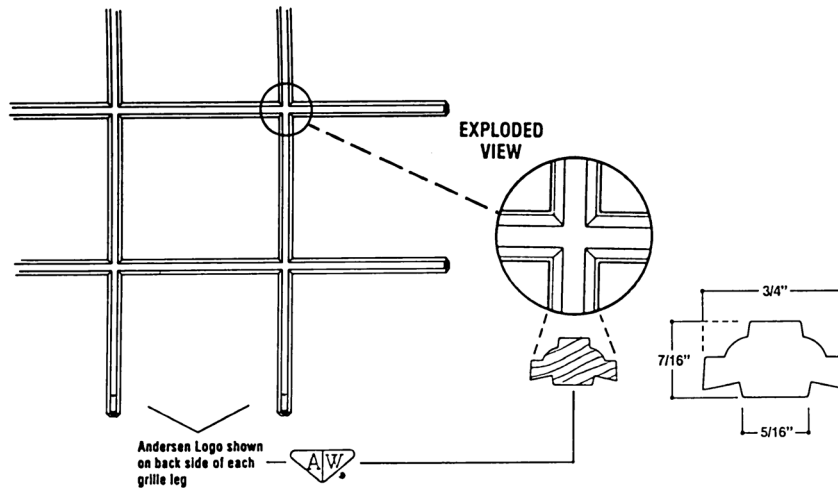
Interior Grille - Standard Window / Prairie A / 3/4" Wood / Prefinished Interior									
Unit No.	Dimensions (w x h)	Exterior							
		White	Terratone	Sandtone	Forest Green	Canvas	Dark Bronze	Black	
		Interior							
		White	Terratone	Sandtone	Forest Green	Canvas	Dark Bronze	Black	
CW	2	24 1/8 × 19 1/2	1344828	1443432	0621252	By description	Configured	Configured	Configured
	25	24 1/8 × 23 3/4	1344829	1443433	0621253	By description	Configured	Configured	Configured
	3	24 1/8 × 31 5/16	1344830	1443434	0621254	By description	Configured	Configured	Configured
	35	24 1/8 × 36 3/16	1344831	1443435	0621255	By description	Configured	Configured	Configured
	4	24 1/8 × 43 3/8	1344832	1443436	0621256	By description	Configured	Configured	Configured
	45	24 1/8 × 48 3/16	1344833	1443437	0621257	By description	Configured	Configured	Configured
	5	24 1/8 × 55 1/4	1344834	1443438	0621258	By description	Configured	Configured	Configured
	55	24 1/8 × 60 3/16	1344835	1443439	0621259	By description	Configured	Configured	Configured
	6	24 1/8 × 67 1/4	1344836	1443440	0621260	By description	Configured	Configured	Configured
CX	25	27 1/2 × 23 3/4	By description	By description	By description	By description	Configured	Configured	Configured
	3	27 1/2 × 31 5/16	By description	By description	By description	By description	Configured	Configured	Configured
	35	27 1/2 × 36 3/16	By description	By description	By description	By description	Configured	Configured	Configured
	4	27 1/2 × 43 3/8	By description	By description	By description	By description	Configured	Configured	Configured
	45	27 1/2 × 48 3/16	By description	By description	By description	By description	Configured	Configured	Configured
	5	27 1/2 × 55 1/4	By description	By description	By description	By description	Configured	Configured	Configured
	55	27 1/2 × 60 3/16	By description	By description	By description	By description	Configured	Configured	Configured
	6	27 1/2 × 67 3/8	By description	By description	By description	By description	Configured	Configured	Configured
CXW	3	31 11/16 × 31 5/16	1344837	1443441	0621261	By description	Configured	Configured	Configured
	35	31 11/16 × 36 3/16	1344838	1443442	0621262	By description	Configured	Configured	Configured
	4	31 11/16 × 43 3/8	1344839	1443443	0621263	By description	Configured	Configured	Configured
	45	31 11/16 × 48 3/16	1344840	1443444	0621264	By description	Configured	Configured	Configured
	5	31 11/16 × 55 1/4	1344841	1443445	0621265	By description	Configured	Configured	Configured
	55	31 11/16 × 60 3/16	1344842	1443446	0621266	By description	Configured	Configured	Configured
	6	31 11/16 × 67 1/4	1344843	1443447	0621267	By description	Configured	Configured	Configured

Grilles

Interior Grilles - Picture Windows / Colonial

Note:

Casement transoms use vertical grilles only. You may need to order more than one grille, depending on transom size. Grilles include fasteners.



Perma-Shield® Improved/E-Z Casement Picture Window Grilles - Colonial - 3/4" Wood

Interior Grille - Picture Window / Colonial / 3/4" Wood / Natural Wood Interior

Unit No.	Lite Pattern	Dimensions (w x h)	Exterior						
			White	Terratone	Sandtone	Forest Green	Canvas	Dark Bronze	Black
			Maple Interior						
CTR/PTR10	3W X 1H	7 5/16	1510449	2100128	0603774	0519415	9134558	9134587	9134616
P3030	3W X 3H	31 1/4 x 31 1/4	1344568	1445368	0603735	0519048	9134533	9134562	9134591
P3035	3W X 3H	31 1/4 x 36 1/8	1344569	1445369	0603736	0519049	9134534	9134563	9134592
P3040	3W X 4H	31 1/4 x 43 5/16	1344570	1445370	0603737	0519050	9134535	9134564	9134593
P3045	3W X 4H	31 1/4 x 48 1/8	1344571	1445371	0603738	0519051	9134536	9134565	9134594
P3050	3W X 5H	31 1/4 x 55 3/16	1344572	1445372	0603739	0519052	9134537	9134566	9134595
P3055	3W X 5H	31 1/4 x 60 1/8	1344573	1445373	0603740	0519053	9134538	9134567	9134596
P3060	3W X 6H	31 1/4 x 67 3/16	1344574	1445374	0603741	0519054	9134539	9134568	9134597
P3530	3W X 3H	36 1/8 x 31 1/4	1344569	1445369	0603736	0519049	9134534	9134563	9134592
P3535	3W X 3H	36 1/8 x 36 1/8	1344575	1445375	0603742	0519055	9134540	9134569	9134598
P3540	3W X 4H	36 1/8 x 43 5/16	1344576	1445376	0603743	0519056	9134541	9134570	9134599

400 Series Perma-Shield® Improved/E-Z Casement Windows (1999 to Present)

Standard, Transom and Picture Windows

Grilles

Interior Grille - Picture Window / Colonial / 3/4" Wood / Natural Wood Interior									
Unit No.	Lite Pattern	Dimensions (w x h)	Exterior						
			White	Terratone	Sandtone	Forest Green	Canvas	Dark Bronze	Black
			Maple Interior						
P3545	3W X 4H	36 1/8 x 48 1/8	1344577	1445377	0603744	0519057	9134542	9134571	9134600
P3550	3W X 5H	36 1/8 x 55 3/16	1344578	1445378	0603745	0519058	9134543	9134572	9134601
P3555	3W X 5H	36 1/8 x 60 1/8	1344579	1445379	0603746	0519059	9134544	9134573	9134602
P3560	3W X 6H	36 1/8 x 67 3/16	1344580	1445380	0603747	0519060	9134545	9134574	9134603
P4030	4W X 3H	43 5/16 x 31 1/4	1344570	1445370	0603737	0519050	9134535	9134564	9134593
P4035	4W X 3H	43 5/16 x 36 1/8	1344576	1445376	0603743	0519056	9134541	9134570	9134599
P4040	4W X 4H	43 5/16 x 43 5/16	1344581	1445381	0603748	0519061	9134546	9134575	9134604
P4045	4W X 4H	43 5/16 x 48 1/8	1344582	1445382	0603749	0519062	9134547	9134576	9134605
P4050	4W X 5H	43 5/16 x 55 3/16	1344583	1445383	0603750	0519063	9134548	9134577	9134606
P4055	4W X 5H	43 5/16 x 60 1/8	1344584	1445384	0603751	0519064	9134549	9134578	9134607
P4060	4W X 6H	43 5/16 x 67 3/16	1344585	1445385	0603752	0519065	9134550	9134579	9134608
P4530	4W X 3H	48 1/8 x 31 1/4	1344571	1445371	0603738	0519051	9134536	9134565	9134594
P4535	4W X 3H	48 1/8 x 36 1/8	1344577	1445377	0603744	0519057	9134542	9134571	9134600
P4540	4W X 4H	48 1/8 x 43 5/16	1344582	1445382	0603749	0519062	9134547	9134576	9134605
P4545	4W X 4H	48 1/8 x 48 1/8	1344586	1445386	0603753	0519066	9134551	9134580	9134609
P4550	4W X 5H	48 1/8 x 55 3/16	1344587	1445387	0603754	0519067	9134552	9134581	9134610
P4555	4W X 5H	48 1/8 x 60 1/8	1344588	1445388	0603755	0519068	9134553	9134582	9134611
P4560	4W X 6H	48 1/8 x 67 3/16	1344589	1445389	0603756	0519069	9134554	9134583	9134612
P5030	5W X 3H	55 3/16 x 31 1/4	1344572	1445372	0603739	0519052	9134537	9134566	9134595
P5035	5W X 3H	55 3/16 x 36 1/8	1344578	1445378	0603745	0519058	9134543	9134572	9134601
P5040	5W X 4H	55 3/16 x 43 5/16	1344583	1445383	0603750	0519063	9134548	9134577	9134606
P5045	5W X 4H	55 3/16 x 48 1/8	1344587	1445387	0603754	0519067	9134552	9134581	9134610
P5050	5W X 5H	55 3/16 x 55 3/16	1344590	1445390	0603757	0519070	9134555	9134584	9134613
P5055	5W X 5H	55 3/16 x 60 1/8	1344591	1445391	0603758	0519071	9134556	9134585	9134614
P5060	5W X 6H	55 3/16 x 67 3/16	1344592	1445392	0603759	0519072	9134557	9134586	9134615
P5530	5W X 3H	60 1/8 x 31 1/4	1344573	1445373	0603740	0519053	9134538	9134567	9134596
P5535	5W X 3H	60 1/8 x 36 1/8	1344579	1445379	0603746	0519059	9134544	9134573	9134602
P5540	5W X 4H	60 1/8 x 43 5/16	1344584	1445384	0603751	0519064	9134549	9134578	9134607
P5545	5W X 4H	60 1/8 x 48 1/8	1344588	1445388	0603755	0519068	9134553	9134582	9134611
P5550	5W X 5H	60 1/8 x 55 3/16	1344591	1445391	0603758	0519071	9134556	9134585	9134614
P6030	6W X 3H	67 3/16 x 31 1/4	1344574	1445374	0603741	0519054	9134539	9134568	9134597
P6035	6W X 3H	67 3/16 x 36 1/8	1344580	1445380	0603747	0519060	9134545	9134574	9134603
P6040	6W X 4H	67 3/16 x 43 5/16	1344585	1445385	0603752	0519065	9134550	9134579	9134608
P6045	6W X 4H	67 3/16 x 48 1/8	1344589	1445389	0603756	0519069	9134554	9134583	9134612
P6050	6W X 5H	67 3/16 x 55 3/16	1344592	1445392	0603759	0519072	9134557	9134586	9134615

Grilles

Interior Grille - Picture Window / Colonial / 3/4" Wood / PI Interior									
Unit No.	Lite Pattern	Dimensions (w x h)	Exterior						
			White	Terratone	Sandtone	Forest Green	Canvas	Dark Bronze	Black
			Interior						
			White	Terratone	Sandtone	Forest Green	Canvas	Dark Bronze	Black
CTR/ PTR10	3W X 1H	7 5/16	1510456	By description	By description	By description	Configured	Configured	Configured
P3030	3W X 3H	31 1/4 x 31 1/4	1344434	1445223	0603581	0514544	Configured	Configured	Configured
P3035	3W X 3H	31 1/4 x 36 1/8	1344435	1445224	0603582	0514545	Configured	Configured	Configured
P3040	3W X 4H	31 1/4 x 43 5/16	1344436	1445225	0603583	0514546	Configured	Configured	Configured
P3045	3W X 4H	31 1/4 x 48 1/8	1344437	1445226	0603584	0514547	Configured	Configured	Configured
P3050	3W X 5H	31 1/4 x 55 3/16	1344438	1445227	0603585	0514548	Configured	Configured	Configured
P3055	3W X 5H	31 1/4 x 60 1/8	1344439	1445228	0603586	0514549	Configured	Configured	Configured
P3060	3W X 6H	31 1/4 x 67 3/16	1344440	1445229	0603587	0514550	Configured	Configured	Configured
P3530	3W X 3H	36 1/8 x 31 1/4	1344435	1445224	0603582	0514545	Configured	Configured	Configured
P3535	3W X 3H	36 1/8 x 36 1/8	1344441	1445230	0603588	0514551	Configured	Configured	Configured
P3540	3W X 4H	36 1/8 x 43 5/16	1344442	1445231	0603589	0514552	Configured	Configured	Configured
P3545	3W X 4H	36 1/8 x 48 1/8	1344443	1445232	0603590	0514553	Configured	Configured	Configured
P3550	3W X 5H	36 1/8 x 55 3/16	1344444	1445233	0603591	0514554	Configured	Configured	Configured
P3555	3W X 5H	36 1/8 x 60 1/8	1344445	1445234	0603592	0514555	Configured	Configured	Configured
P3560	3W X 6H	36 1/8 x 67 3/16	1344446	1445235	0603593	0514556	Configured	Configured	Configured
P4030	4W X 3H	43 5/16 x 31 1/4	1344436	1445225	0603583	0514546	Configured	Configured	Configured
P4035	4W X 3H	43 5/16 x 36 1/8	1344442	1445231	0603589	0514552	Configured	Configured	Configured
P4040	4W X 4H	43 5/16 x 43 5/16	1344447	1445236	0603594	0514557	Configured	Configured	Configured
P4045	4W X 4H	43 5/16 x 48 1/8	1344448	1445237	0603595	0514558	Configured	Configured	Configured
P4050	4W X 5H	43 5/16 x 55 3/16	1344449	1445238	0603596	0514559	Configured	Configured	Configured
P4055	4W X 5H	43 5/16 x 60 1/8	1344450	1445239	0603597	0514560	Configured	Configured	Configured
P4060	4W X 6H	43 5/16 x 67 3/16	1344451	1445240	0603598	0514561	Configured	Configured	Configured
P4530	4W X 3H	48 1/8 x 31 1/4	1344437	1445226	0603584	0514547	Configured	Configured	Configured
P4535	4W X 3H	48 1/8 x 36 1/8	1344443	1445232	0603590	0514553	Configured	Configured	Configured
P4540	4W X 4H	48 1/8 x 43 5/16	1344448	1445237	0603595	0514558	Configured	Configured	Configured
P4545	4W X 4H	48 1/8 x 48 1/8	1344452	1445241	0603599	0514562	Configured	Configured	Configured
P4550	4W X 5H	48 1/8 x 55 3/16	1344453	1445242	0603601	0514563	Configured	Configured	Configured
P4555	4W X 5H	48 1/8 x 60 1/8	1344454	1445243	0603602	0514564	Configured	Configured	Configured
P4560	4W X 6H	48 1/8 x 67 3/16	1344455	1445244	0603603	0514565	Configured	Configured	Configured
P5030	5W X 3H	55 3/16 x 31 1/4	1344438	1445227	0603585	0514548	Configured	Configured	Configured
P5035	5W X 3H	55 3/16 x 36 1/8	1344444	1445233	0603591	0514554	Configured	Configured	Configured
P5040	5W X 4H	55 3/16 x 43 5/16	1344449	1445238	0603596	0514559	Configured	Configured	Configured
P5045	5W X 4H	55 3/16 x 48 1/8	1344453	1445242	0603601	0514563	Configured	Configured	Configured

400 Series Perma-Shield® Improved/E-Z Casement Windows (1999 to Present)

Standard, Transom and Picture Windows

Grilles

Interior Grille - Picture Window / Colonial / 3/4" Wood / PI Interior									
Unit No.	Lite Pattern	Dimensions (w x h)	Exterior						
			White	Terratone	Sandtone	Forest Green	Canvas	Dark Bronze	Black
			Interior						
White	Terratone	Sandtone	Forest Green	Canvas	Dark Bronze	Black			
P5050	5W X 5H	55 ³ / ₁₆ × 55 ³ / ₁₆	1344456	1445245	0603604	0514566	Configured	Configured	Configured
P5055	5W X 5H	55 ³ / ₁₆ × 60 ¹ / ₈	1344457	1445246	0603605	0514567	Configured	Configured	Configured
P5060	5W X 6H	55 ³ / ₁₆ × 67 ³ / ₁₆	1344458	1445247	0603606	0514568	Configured	Configured	Configured
P5530	5W X 3H	60 ¹ / ₈ × 31 ¹ / ₄	1344439	1445228	0603586	0514549	Configured	Configured	Configured
P5535	5W X 3H	60 ¹ / ₈ × 36 ¹ / ₈	1344445	1445234	0603592	0514555	Configured	Configured	Configured
P5540	5W X 4H	60 ¹ / ₈ × 43 ⁵ / ₁₆	1344450	1445239	0603597	0514560	Configured	Configured	Configured
P5545	5W X 4H	60 ¹ / ₈ × 48 ¹ / ₈	1344454	1445243	0603602	0514564	Configured	Configured	Configured
P5550	5W X 5H	60 ¹ / ₈ × 55 ³ / ₁₆	1344457	1445246	0603605	0514567	Configured	Configured	Configured
P6030	6W X 3H	67 ³ / ₁₆ × 31 ¹ / ₄	1344440	1445229	0603587	0514550	Configured	Configured	Configured
P6035	6W X 3H	67 ³ / ₁₆ × 36 ¹ / ₈	1344446	1445235	0603593	0514556	Configured	Configured	Configured
P6040	6W X 4H	67 ³ / ₁₆ × 43 ⁵ / ₁₆	1344451	1445240	0603598	0514561	Configured	Configured	Configured
P6045	6W X 4H	67 ³ / ₁₆ × 48 ¹ / ₈	1344455	1445244	0603603	0514565	Configured	Configured	Configured
P6050	6W X 5H	67 ³ / ₁₆ × 55 ³ / ₁₆	1344458	1445247	0603606	0514568	Configured	Configured	Configured

Interior Grille - Picture Window / Colonial / 7/8" Wood

Note:

7/8" wide profile grilles are available by special order.

Interior Grille - Picture Window / Colonial / 1 1/8" Wood

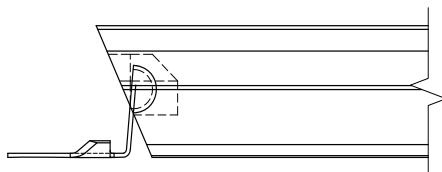
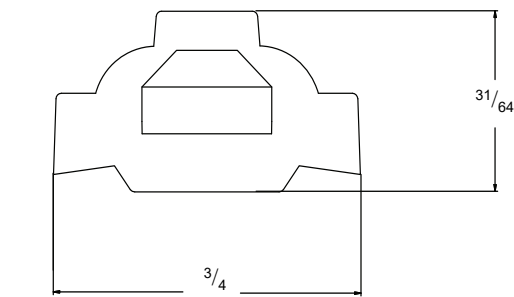
Note:

1 1/8" wide profile grilles are available by special order.

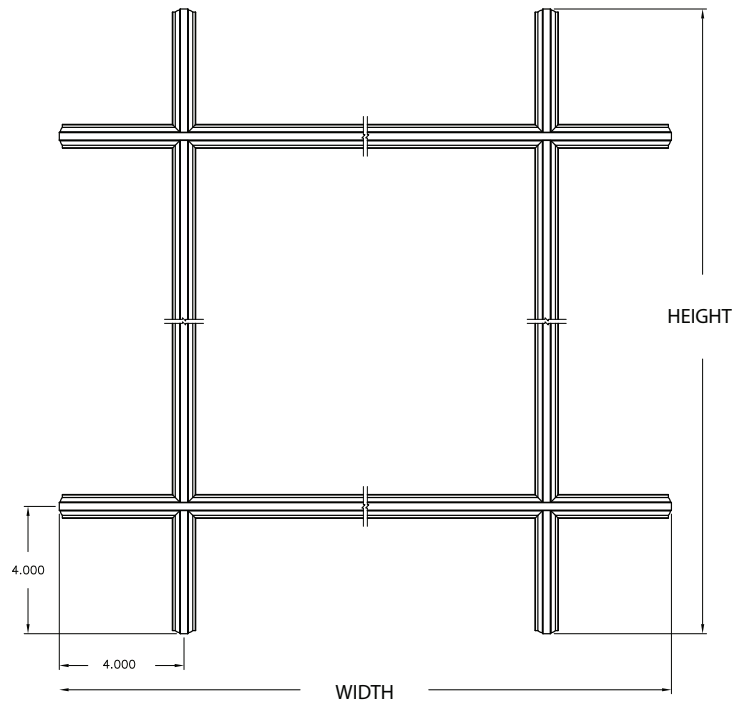
Grilles

Interior Grilles - Picture Windows / Prairie A

Note:
Grilles include fasteners.



BARBED CLIP FASTENER



Interior Grille - Picture Window / Prairie A / 3/4" Wood / Natural Wood Interior

Unit No.	Lite Pattern	Dimensions (w x h)	Exterior						
			White	Terratone	Sandtone	Forest Green	Canvas	Dark Bronze	Black
			Maple Interior						
P3030	3W X 3H	31 1/4 x 31 1/4	1344913	1443517	0621337	0519117	9134480	9134505	9134455
P3035	3W X 3H	31 1/4 x 36 1/8	1344914	1443518	0621338	0519118	9134481	9134506	9134456
P3040	3W X 3H	31 1/4 x 43 5/16	1344915	1443519	0621339	0519119	9134482	9134507	9134457
P3045	3W X 3H	31 1/4 x 48 1/8	1344916	1443520	0621340	0519120	9134483	9134508	9134458
P3050	3W X 3H	31 1/4 x 55 3/16	1344917	1443521	0621341	0519121	9134484	9134509	9134459
P3055	3W X 3H	31 1/4 x 60 1/8	1344918	1443522	0621342	0519122	9134485	9134510	9134460
P3060	3W X 3H	31 1/4 x 67 3/16	1344919	1443523	0621343	0519123	9134486	9134511	9134461
P3530	3W X 3H	36 1/8 x 31 1/4	1344914	1443518	0621338	0519118	9134481	9134506	9134456
P3535	3W X 3H	36 1/8 x 36 1/8	1344920	1443524	0621344	0519124	9134487	9134512	9134462
P3540	3W X 3H	36 1/8 x 43 5/16	1344921	1443525	0621345	0519125	9134488	9134513	9134463
P3545	3W X 3H	36 1/8 x 48 1/8	1344922	1443526	0621346	0519126	9134489	9134514	9134464

400 Series Perma-Shield® Improved/E-Z Casement Windows (1999 to Present)

Standard, Transom and Picture Windows

Grilles

Interior Grille - Picture Window / Prairie A / 3/4" Wood / Natural Wood Interior									
Unit No.	Lite Pattern	Dimensions (w x h)	Exterior						
			White	Terratone	Sandtone	Forest Green	Canvas	Dark Bronze	Black
			Maple Interior						
P3550	3W X 3H	36 1/8 x 55 3/16	1344923	1443527	0621347	0519127	9134490	9134515	9134465
P3555	3W X 3H	36 1/8 x 60 1/8	1344924	1443528	0621348	0519128	9134491	9134516	9134466
P3560	3W X 3H	36 1/8 x 67 3/16	1344925	1443529	0621349	0519129	9134492	9134517	9134467
P4030	3W X 3H	43 5/16 x 31 1/4	1344915	1443519	0621339	0519119	9134482	9134507	9134457
P4035	3W X 3H	43 5/16 x 36 1/8	1344921	1443525	0621345	0519125	9134488	9134513	9134463
P4040	3W X 3H	43 5/16 x 43 5/16	1344926	1443530	0621350	0519130	9134493	9134518	9134468
P4045	3W X 3H	43 5/16 x 48 1/8	1344927	1443531	0621351	0519131	9134494	9134519	9134469
P4050	3W X 3H	43 5/16 x 55 3/16	1344928	1443532	0621352	0519132	9134495	9134520	9134470
P4055	3W X 3H	43 5/16 x 60 1/8	1344929	1443533	0621353	0519133	9134496	9134521	9134471
P4060	3W X 3H	43 5/16 x 67 3/16	1344930	1443534	0621354	0519134	9134497	9134522	9134472
P4530	3W X 3H	48 1/8 x 31 1/4	1344916	1443520	0621340	0519120	9134483	9134508	9134458
P4535	3W X 3H	48 1/8 x 36 1/8	1344922	1443526	0621346	0519126	9134489	9134514	9134464
P4540	3W X 3H	48 1/8 x 43 5/16	1344927	1443531	0621351	0519131	9134494	9134519	9134469
P4545	3W X 3H	48 1/8 x 48 1/8	1344931	1443535	0621355	0519135	9134498	9134523	9134473
P4550	3W X 3H	48 1/8 x 55 3/16	1344932	1443536	0621356	0519136	9134499	9134524	9134474
P4555	3W X 3H	48 1/8 x 60 1/8	1344933	1443537	0621357	0519137	9134500	9134525	9134475
P4560	3W X 3H	48 1/8 x 67 3/16	1344934	1443538	0621358	0519138	9134501	9134526	9134476
P5030	3W X 3H	55 3/16 x 31 1/4	1344917	1443521	0621341	0519121	9134484	9134509	9134459
P5035	3W X 3H	55 3/16 x 36 1/8	1344923	1443527	0621347	0519127	9134490	9134515	9134465
P5040	3W X 3H	55 3/16 x 43 5/16	1344928	1443532	0621352	0519132	9134495	9134520	9134470
P5045	3W X 3H	55 3/16 x 48 1/8	1344932	1443536	0621356	0519136	9134499	9134524	9134474
P5050	3W X 3H	55 3/16 x 55 3/16	1344935	1443539	0621359	0519139	9134502	9134527	9134477
P5055	3W X 3H	55 3/16 x 60 1/8	1344936	1443540	0621360	0519140	9134503	9134528	9134478
P5060	3W X 3H	55 3/16 x 67 3/16	1344937	1443541	0621361	0519141	9134504	9134529	9134479
P5530	3W X 3H	60 1/8 x 31 1/4	1344918	1443522	0621342	0519122	9134485	9134510	9134460
P5535	3W X 3H	60 1/8 x 36 1/8	1344924	1443528	0621348	0519128	9134491	9134516	9134466
P5540	3W X 3H	60 1/8 x 43 5/16	1344929	1443533	0621353	0519133	9134496	9134521	9134471
P5545	3W X 3H	60 1/8 x 48 1/8	1344933	1443537	0621357	0519137	9134500	9134525	9134475
P5550	3W X 3H	60 1/8 x 55 3/16	1344936	1443540	0621360	0519140	9134503	9134528	9134478
P6030	3W X 3H	67 3/16 x 31 1/4	1344919	1443523	0621343	0519123	9134486	9134511	9134461
P6035	3W X 3H	67 3/16 x 36 1/8	1344925	1443529	0621349	0519129	9134492	9134517	9134467
P6040	3W X 3H	67 3/16 x 43 5/16	1344930	1443534	0621354	0519134	9134497	9134522	9134472
P6045	3W X 3H	67 3/16 x 48 1/8	1344934	1443538	0621358	0519138	9134501	9134526	9134476
P6050	3W X 3H	67 3/16 x 55 3/16	1344937	1443541	0621361	0519141	9134504	9134529	9134479

Grilles

Interior Grille - Picture Window / Prairie A / 3/4" Wood / PI Interior									
Unit No.	Lite Pattern	Dimensions (w x h)	Exterior						
			White	Terratone	Sandtone	Forest Green	Canvas	Dark Bronze	Black
			Interior						
			White	Terratone	Sandtone	Forest Green	Canvas	Dark Bronze	Black
P3030	3W X 3H	31 1/4 x 31 1/4	1344844	1443448	0621268	Configured	Configured	Configured	Configured
P3035	3W X 3H	31 1/4 x 36 1/8	1344845	1443449	0621269	Configured	Configured	Configured	Configured
P3040	3W X 3H	31 1/4 x 43 5/16	1344846	1443450	0621270	Configured	Configured	Configured	Configured
P3045	3W X 3H	31 1/4 x 48 1/8	1344847	1443451	0621271	Configured	Configured	Configured	Configured
P3050	3W X 3H	31 1/4 x 55 3/16	1344848	1443452	0621272	Configured	Configured	Configured	Configured
P3055	3W X 3H	31 1/4 x 60 1/8	1344849	1443453	0621273	Configured	Configured	Configured	Configured
P3060	3W X 3H	31 1/4 x 67 3/16	1344850	1443454	0621274	Configured	Configured	Configured	Configured
P3530	3W X 3H	36 1/8 x 31 1/4	1344845	1443449	0621269	Configured	Configured	Configured	Configured
P3535	3W X 3H	36 1/8 x 36 1/8	1344851	1443455	0621275	Configured	Configured	Configured	Configured
P3540	3W X 3H	36 1/8 x 43 5/16	1344852	1443456	0621276	Configured	Configured	Configured	Configured
P3545	3W X 3H	36 1/8 x 48 1/8	1344853	1443457	0621277	Configured	Configured	Configured	Configured
P3550	3W X 3H	36 1/8 x 55 3/16	1344854	1443458	0621278	Configured	Configured	Configured	Configured
P3555	3W X 3H	36 1/8 x 60 1/8	1344855	1443459	0621279	Configured	Configured	Configured	Configured
P3560	3W X 3H	36 1/8 x 67 3/16	1344856	1443460	0621280	Configured	Configured	Configured	Configured
P4030	3W X 3H	43 5/16 x 31 1/4	1344846	1443450	0621270	Configured	Configured	Configured	Configured
P4035	3W X 3H	43 5/16 x 36 1/8	1344852	1443456	0621276	Configured	Configured	Configured	Configured
P4040	3W X 3H	43 5/16 x 43 5/16	1344857	1443461	0621281	Configured	Configured	Configured	Configured
P4045	3W X 3H	43 5/16 x 48 1/8	1344858	1443462	0621282	Configured	Configured	Configured	Configured
P4050	3W X 3H	43 5/16 x 55 3/16	1344859	1443463	0621283	Configured	Configured	Configured	Configured
P4055	3W X 3H	43 5/16 x 60 1/8	1344860	1443464	0621284	Configured	Configured	Configured	Configured
P4060	3W X 3H	43 5/16 x 67 3/16	1344861	1443465	0621285	Configured	Configured	Configured	Configured
P4530	3W X 3H	48 1/8 x 31 1/4	1344847	1443451	0621271	Configured	Configured	Configured	Configured
P4535	3W X 3H	48 1/8 x 36 1/8	1344853	1443457	0621277	Configured	Configured	Configured	Configured
P4540	3W X 3H	48 1/8 x 43 5/16	1344858	1443462	0621282	Configured	Configured	Configured	Configured
P4545	3W X 3H	48 1/8 x 48 1/8	1344862	1443466	0621286	Configured	Configured	Configured	Configured
P4550	3W X 3H	48 1/8 x 55 3/16	1344863	1443467	0621287	Configured	Configured	Configured	Configured
P4555	3W X 3H	48 1/8 x 60 1/8	1344864	1443468	0621288	Configured	Configured	Configured	Configured
P4560	3W X 3H	48 1/8 x 67 3/16	1344865	1443469	0621289	Configured	Configured	Configured	Configured
P5030	3W X 3H	55 3/16 x 31 1/4	1344848	1443452	0621272	Configured	Configured	Configured	Configured
P5035	3W X 3H	55 3/16 x 36 1/8	1344854	1443458	0621278	Configured	Configured	Configured	Configured
P5040	3W X 3H	55 3/16 x 43 5/16	1344859	1443463	0621283	Configured	Configured	Configured	Configured
P5045	3W X 3H	55 3/16 x 48 1/8	1344863	1443467	0621287	Configured	Configured	Configured	Configured
P5050	3W X 3H	55 3/16 x 55 3/16	1344866	1443470	0621290	Configured	Configured	Configured	Configured
P5055	3W X 3H	55 3/16 x 60 1/8	1344867	1443471	0621291	Configured	Configured	Configured	Configured

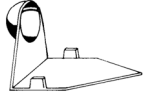
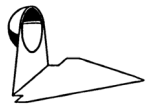

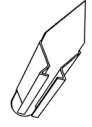

400 Series Perma-Shield® Improved/E-Z Casement Windows (1999 to Present)

Standard, Transom and Picture Windows

Grilles

Interior Grille - Picture Window / Prairie A / 3/4" Wood / PI Interior									
Unit No.	Lite Pattern	Dimensions (w x h)	Exterior						
			White	Terratone	Sandtone	Forest Green	Canvas	Dark Bronze	Black
			Interior						
			White	Terratone	Sandtone	Forest Green	Canvas	Dark Bronze	Black
P5060	3W X 3H	55 ³ / ₁₆ × 67 ³ / ₁₆	1344868	1443472	0621292	Configured	Configured	Configured	Configured
P5530	3W X 3H	60 ¹ / ₈ × 31 ¹ / ₄	1344849	1443453	0621273	Configured	Configured	Configured	Configured
P5535	3W X 3H	60 ¹ / ₈ × 36 ¹ / ₈	1344855	1443459	0621279	Configured	Configured	Configured	Configured
P5540	3W X 3H	60 ¹ / ₈ × 43 ⁵ / ₁₆	1344840	1443464	0621284	Configured	Configured	Configured	Configured
P5545	3W X 3H	60 ¹ / ₈ × 48 ¹ / ₈	1344864	1443468	0621288	Configured	Configured	Configured	Configured
P5550	3W X 3H	60 ¹ / ₈ × 55 ³ / ₁₆	1344867	1443471	0621291	Configured	Configured	Configured	Configured
P6030	3W X 3H	67 ³ / ₁₆ × 31 ¹ / ₄	1344850	1443454	0621274	Configured	Configured	Configured	Configured
P6035	3W X 3H	67 ³ / ₁₆ × 36 ¹ / ₈	1344856	1443460	0621280	Configured	Configured	Configured	Configured
P6040	3W X 3H	67 ³ / ₁₆ × 43 ⁵ / ₁₆	1344861	1443465	0621285	Configured	Configured	Configured	Configured
P6045	3W X 3H	67 ³ / ₁₆ × 48 ¹ / ₈	1344865	1443469	0621289	Configured	Configured	Configured	Configured
P6050	3W X 3H	67 ³ / ₁₆ × 55 ³ / ₁₆	1344868	1443472	0621292	Configured	Configured	Configured	Configured

Grilles

Interior Grille Parts				
Interior Grille Fastener - Wood / Standard and Non-Standard				
	Note: For standard pattern and non-standard pattern grilles. Also used on products with a wood stop next to glass. May be referred to as barbed clip fastener.	Order No.		
		1974314		
Interior Grille Fastener - Wood / Non-Standard				
	Note: For non-standard pattern grilles. Also used on products with a vinyl lip next to glass. May be referred to as flat clip fastener.	Order No.		
		1974312		
Interior Grille Fastener - Wood / Plunger				
	Note: For standard pattern grilles for venting and stationary units, excluding CP and P units.	Order No.		
		1344401		
Fastener - Grille				
			Color	Order No.
			White	1974310
			Terratone	2601210
			Sandtone	8154120
			Forest Green	9046244
			Canvas	9131693
			Dark Bronze	9131694
		Black	9131695	
Grille Installation Tool				
			Order No.	
			9019326	

400 Series Perma-Shield® Improved/E-Z Casement Windows (1999 to Present)

Standard, Transom and Picture Windows

Hardware

Operator Replacement Reference - Split and Straight



[Straight Arm Operator](#)



[Split Arm Operator](#)

Operator Handing Reference - Straight Arm

Note:

Straight arm operator handing determined by location of lock on frame as viewed from interior.



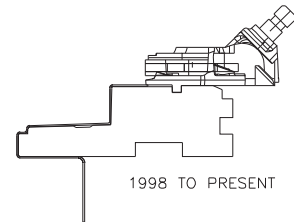
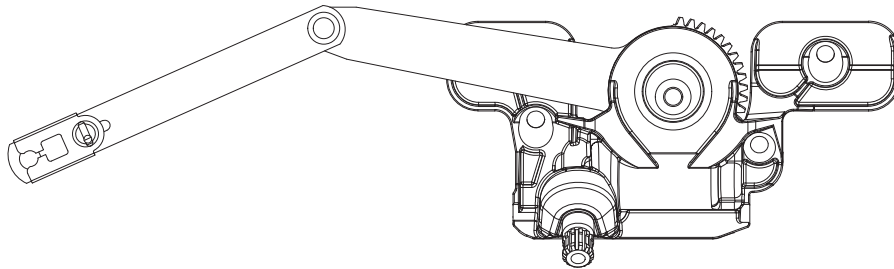
Hardware

Split Arm Operator

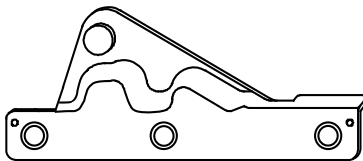
Note:

Operator cover must be ordered separately. [See "Operator Covers" on page 97.](#)

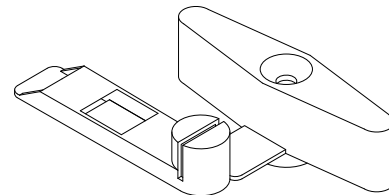
See [Split Arm Operator Replacement Video](#)



Operator



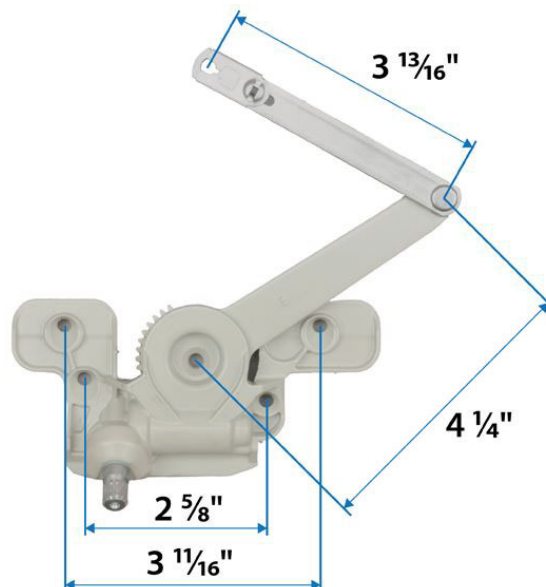
Sash Bracket



Temporary Handle

Perma-Shield® Improved/E-Z Casement Split Arm Operator

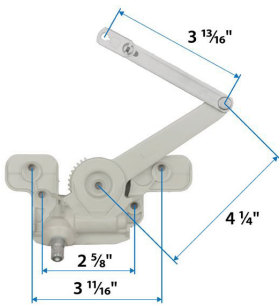

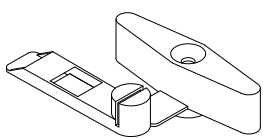
Operator Picture



400 Series Perma-Shield® Improved/E-Z Casement Windows (1999 to Present)

Standard, Transom and Picture Windows

Hardware

Split Arm Operator with Screws				
Note: Replacement operator may not be exactly the same as the operator being replaced.				
			Standard 1361484	Corrosion Resistant 1361481
Split Arm Sash Bracket with Screws				
			Standard	
			Left 1361409	Right 1361408
			Corrosion Resistant	
		Left 1361411	Right 1361410	
Screw - Split Arm Operator				
				Order No. 1361961
Temporary Handle - Operator and Lock				
				

Hardware

Straight Arm Operator

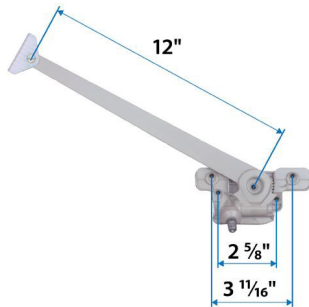
Note:

Operator cover must be ordered separately. [See "Operator Covers" on page 97.](#)

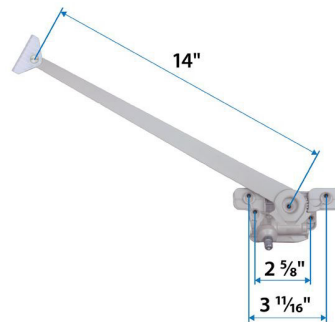
See [Straight Arm Operator Replacement Video](#)

Operator and Track Picture

Straight Arm Operator with Screws / 12" (2011 - Present)



Straight Arm Operator with Screws / 14" (1999 - Present)



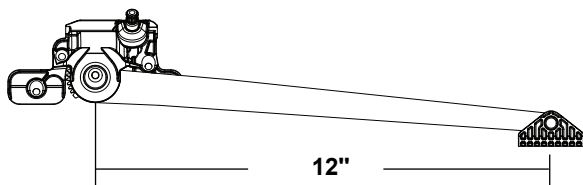
perandersenwindows.com



Straight Arm Operator with Screws / 12" (2011 - Present)

Note:

Replacement operator may not look exactly the same as the operator being replaced, replacement operator has rounded corners. Handing determined by location of lock on frame as viewed from interior.



10/2011 - Present

Standard Size: C & CW Units
Custom Size: $24 \frac{1}{8} \leq \text{Unit Width} < 31 \frac{1}{2}$

Standard

[Left](#)

[Right](#)

9052565

9052564

Corrosion Resistant

[Left](#)

[Right](#)

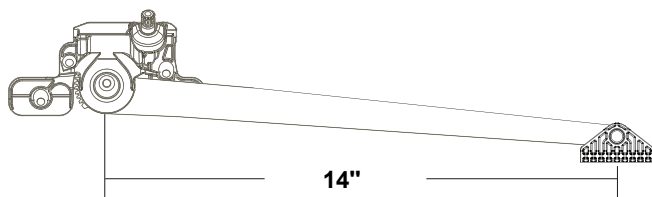
9142381

9142380

Straight Arm Operator with Screws / 14" (1999 - Present)

Note:

Replacement operator may not look exactly the same as the operator being replaced, replacement operator has rounded corners. Handing determined by location of lock on frame as viewed from interior.



Prior to 10/2011,
 this operator was standard on all units
 with straight arm operators.

1999 - Present

Standard Size: CX & CXW Units
Custom Size: Unit Width $\geq 31 \frac{1}{2}$

Standard

[Left](#)

[Right](#)

1361483

1361482

Corrosion Resistant

[Left](#)

[Right](#)

9142379

9142378

400 Series Perma-Shield® Improved/E-Z Casement Windows (1999 to Present)

Standard, Transom and Picture Windows

Hardware

Straight Arm Track with Screws / Universal / 12" & 14" Straight Arm Operator (October 2011-Present)



Note: Replace handed straight arm track (1999 - 10/2011) with universal track if using a 14" operator with an opening control device page 103 . Also used to replace previous vintage straight arm operator tracks. May need to be relocated.	Standard	Corrosion Resistant
	9052562	9052563

Screw - Straight Arm Operator

	Order No.
	1361961

Hardware

Hinges (8/1999 - Present)


Note:

See Hinge Replacement [Service Guide 0005462](#). See [Hinge Replacement Video](#).

Split Arm Hinge with Screws - Sill (August 1999 to Present)

Note:


For use with CR12–CR16, CN12–CN16, C12–C16, CW12–CW13, CX125–CX13, CX14–CX16, CXW12–CXW145. Sill hinge has black glide.

		Standard		Corrosion Resistant	
		Left	Right	Left	Right
		1361461	1361460	1361465	1361464


Split Arm Hinge with Screws - Head (August 1999 to Present)

Note:

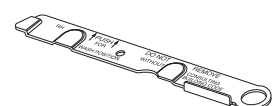
For use with CR12–CR16, CN12–CN16, C12–C16, CW12–CW16, CX125–CX13, CX14–CX16, CXW12–CXW145. Head hinge has white glide.

		Standard		Corrosion Resistant	
		Left	Right	Left	Right
		1361463	1361462	1361467	1361466

Split Arm Hinge with Screws - 20" Opening / Sill (August 1999 to Present)

 <p>CX135, CW135-CW16</p>	<p>Note: Includes egress control plate. 20" opening sill hinge uses standard split arm head hinge.</p>	Standard		Corrosion Resistant	
		Left	Right	Left	Right
		1361469	1361468	1361471	1361470


Control Plate - Egress


	<p>Note: Replace with entire sill hinge 20" opening.</p>	Standard		Corrosion Resistant	
		Left	Right	Left	Right
		N/A	N/A	N/A	N/A



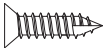
400 Series Perma-Shield® Improved/E-Z Casement Windows (1999 to Present)

Standard, Transom and Picture Windows

Hardware

Straight Arm Hinge with Screws - 22" Opening / Sill (August 1999 to Present)					
Note: For use with CX135, CXW15–CXW16. Optional on C12–C16, CW12–CW16, CX125–CX16, CXW13–CXW145. Sill hinge has black bushing.					
		Standard		Corrosion Resistant	
		Left	Right	Left	Right
		1361349	1361348	1361353	1361352

Straight Arm Hinge with Screws - 22" Opening / Head (August 1999 to Present)					
Note: For use with CX35, CXW5–CXW6. Optional on C2–C6, CW2–CW6, CX25–CX6, CXW3–CXW45. Head hinge has white bushing.					
		Standard		Corrosion Resistant	
		Left	Right	Left	Right
		1361351	1361350	1361355	1361354

Hinge Hardware (8/1999 - Present)			
Hinge Insert			
Note: See Hinge Insert Adjustment Video .			
		Order No.	
		1352711	
Hinge Arm Retaining Clip			
		Standard	Corrosion Resistant
		1352712	1352715
Hinge Screw			
	Description		Order No.
	5/8		3622315

Hardware

Hardware Packs

Note:

See [Accessory Guide 0005171](#) (Classic, Contemporary and Traditional) and [Accessory Guide 0005154](#) (Estate) for additional graphics. Contemporary folding hardware packs are the only style of hardware packs that will use a contemporary stop.

Hardware Pack - Folding / Traditional Folding (2007 - Present)

	Pack Includes: (1) Lock bezel (1) Lock handle (1) Handle (1) Cover (1) Nylon washer Introduced in 2007, although can be used on all Improved Casement units manufactured 1999 - present.	Color	Order No.
		Stone	1361562
		White	1361560
		Bright Brass	9016721
		Antique Brass	9016722
		Satin Nickel	9016723
		Distressed Nickel	9041710
		Oil Rubbed Bronze	9016724
		Distressed Bronze	9041709
		Black	9031748
		Gold Dust	9031749

Hardware Pack - Folding / Contemporary Folding (2007 - Present)

Note:

Unique depending on stop profile/style (traditional or contemporary). Introduced in 2007, although can be used on all Improved Casement units manufactured 1999 - present. Contemporary stop style introduced in May 2022. Individual parts not available.

	Pack Includes: (1) Lock bezel (1) Lock handle (1) Handle (1) Cover (1) Nylon washer	Color	Traditional (Stop style)	Contemporary (Stop style) (2022 - Present)
		Stone	1361563	9191399
		White	1361561	9191398
		Bright Brass	9016729	9191402
		Satin Nickel	9016730	9191403
		Oil Rubbed Bronze	9016731	9191404
		Black	9031750	9191408
		Gold Dust	9031751	

Hardware Pack - Classic Series™

	Pack Includes: (1) Lock bezel (1) Lock handle (1) Handle (1) Cover	Color	Order No.
		Stone	1361537
		White	1361536

Hardware Pack - Estate™ (2002 - Present)

	Pack Includes: (1) Lock bezel (1) Lock handle (1) Handle (1) Cover Antique Brass finish may not match previous vintages of Antique Brass finish. Introduced in 2002, although can be used on all Improved Casement units manufactured 1999 - present.	Finish	Order No.
		Antique Brass	1300097
		Bright Brass	1361540
		Chrome	1361542
		Brushed Chrome	1300035
		Satin Nickel	1361555
		Oil Rubbed Bronze	1300030
		Distressed Bronze	1300081
Distressed Nickel	1300093		

400 Series Perma-Shield® Improved/E-Z Casement Windows (1999 to Present)

Standard, Transom and Picture Windows

Hardware

Operator Covers


Operator Cover - Classic Series™

		Color	Order No.
		Stone	1361530
		White	1361529


Operator Cover - Metro Style

		Color	Order No.
		Stone	1361531
		White	1361532


Operator Cover - Estate™ (2002 - Present)

	Note: Set screw ships with cover. Antique Brass finish may not match previous vintages of Antique Brass finish.	Finish	Order No.
		Antique Brass	1300096
		Bright Brass	1361533
		Brushed Chrome	1300036
		Chrome	1361535
		Distressed Bronze	1300084
		Distressed Nickel	1300090
		Oil Rubbed Bronze	1300031
Satin Nickel	1361557		


Set Screw / 1.5MM

	Note: Use with Estate™ style operator cover	Order No.
		9064620

Operator Cover - Traditional Folding (2007 - Present)


	Note: Stone, white, black, and gold dust covers are not available, replace with complete hardware set page 96 .	Color	Order No.
		Bright Brass	9016735
		Antique Brass	9016736
		Oil Rubbed Bronze	9016738
		Satin Nickel	9016737
		Distressed Bronze	9041713
Distressed Nickel	9041714		


Operator Cover - Contemporary Folding (2007 - Present)


	Note: Unique covers for different stop profiles. Stone, white, black and gold dust covers for traditional stops are not available, replace with complete hardware set page 96 .	Color/Finish	Contemporary Stop	Traditional Stop
		Bright Brass	9191302	9016743
		Oil Rubbed Bronze	9191305	9016745
		Satin Nickel	9191307	9016744
		Black	9191303	


Hardware


Handles

Handle - Classic Series™			
	Note: Set screw ships with handle.	Color	Order No.
		Stone	1361358
		White	1361356

Set Screw / Classic Style / Chrome		
	Note: 10-32 x .290	Order No.
		9066668

Handle - Metro Style			
	Note: Set screw ships with handle. Handle folds similar to traditional and contemporary folding handles. If N/A, consider upgrading to current folding handle hardware pack (replacing all pack components).	Color	Order No.
		Stone	N/A
		White	N/A

Set Screw / Metro™ Style / Zinc		
	Note: 10-32 x .230	Order No.
		9064619

Handle - Estate™ (2002 - Present)			
	Note: Set screw ships with handle. Antique Brass finish may not match previous vintages of Antique Brass finish. Introduced in 2002, although can be used on all Improved Casement units manufactured 1999 - present.	Finish	Order No.
		Antique Brass	1300095
		Bright Brass	1361386
		Chrome	1361390
		Brushed Chrome	1300038
		Satin Nickel	1361559
		Oil Rubbed Bronze	1300033
		Distressed Bronze	1300085
		Distressed Nickel	1300091


Set Screw / Estate™ (2002 - Present)			
	Note: 10-32 x .205	Finish	Order No.
		Antique Brass	9066664
		Bright Brass	9066665
		Chrome	9064618
		Oil Rubbed Bronze	9066666

400 Series Perma-Shield® Improved/E-Z Casement Windows (1999 to Present)


Standard, Transom and Picture Windows

Hardware

Operator Handle - Folding / Traditional (2007 - Present)

	Note: Set screw ships with handle. Stone, white, black, and gold dust handles are not available, replace with complete hardware set page 96 . Introduced in 2007, although can be used on all Improved Casement units manufactured 1999 - present.	Finish	Order No.
		Bright Brass	9016099
		Antique Brass	9016102
		Satin Nickel	9016100
		Distressed Nickel	9016106
		Oil Rubbed Bronze	9016101
Distressed Bronze	9016105		


Operator Handle - Folding / Contemporary (2007 - Present)

	Note: Set screw ships with handle. Stone, white, black, and gold dust handles are not available, replace with complete hardware set page 96 . Introduced in 2007, although can be used on all Improved Casement units manufactured 1999 - present.	Color	Order No.
		Bright Brass	9016113
		Satin Nickel	9016114
		Oil Rubbed Bronze	9016115


Set Screw / Zinc (2007 - Present)

	Note: Used on both the traditional and contemporary operator handles.	Order No.
		9066667


Washer - Folding

	Note: Opaque nylon washer used between handle and cover of Contemporary and Traditional folding hardware.	Order No.
		9069020

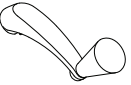
Handle - T

	Note: Set screw ships with handle.	Finish	Order No.
		Stone	1361487
		White	1361488

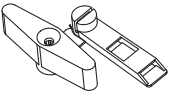
Handle - Compact Operator

		Finish	Order No.
		Stone	1361804
		White	1351334




Handle - Easy Grip

		Finish	Order No.
		Stone	1361378
		White	1361377

Temporary Handle - Operator and Lock

		Order No.
		1361394


Hardware

Locks and Lock Components			
Note: See Lock Replacement Video .			
Lock with Screws - Flushmount / Single			
	Note: Use for unit sizes 2, 25, 3, 35. Use for unit dimension heights of 40.813" or less.	Left	Right
		1351433	1351434
Lock with Screws - Flushmount / Short Tandem			
	Note: Use for unit sizes 4, 45. Use for unit dimension heights greater than 40.813" and less than or equal to 52.813".	Left	Right
		1351435	1351436
Lock with Screws - Flushmount / Long Tandem			
	Note: Use for unit sizes 5, 55, 6. Use for unit dimension heights greater than 52.813" and less than or equal to 71.875".	Left	Right
		1351437	1351438


400 Series Perma-Shield® Improved/E-Z Casement Windows (1999 to Present)


Standard, Transom and Picture Windows


Hardware


Lock Keeper with screws - (HCR)		
		Order No.
		1351439

Screw - Keeper (HCR)		
	Description	Order No.
	8-18 x 5/8 TYPE 17	3622315


Lock Bezel - Flushmount / Classic Series™ / Traditional & Contemporary			
	Note: Black and Gold Dust bezels are not available individually. Replace with complete hardware set page 96	Finish	Order No.
		Stone	1351444
		White	1351443


Lock Bezel - Flushmount / Estate™ / Traditional & Contemporary			
	Note: Antique Brass finish may not match previous vintages of Antique Brass finish.	Finish	Order No.
		Antique Brass	1300098
		Bright Brass	1361547
		Polished Chrome	1361549
		Brushed Chrome	1300037
		Satin Nickel	1361558
		Oil Rubbed Bronze	1300032
		Distressed Bronze	1300083
Distressed Nickel	1300092		


Lock Handle - Classic Series™			
		Finish	Order No.
		Stone	1361916
		White	1361915

Lock Handle - Estate™			
	Note: Antique Brass finish may not match previous vintages of Antique Brass finish.	Finish	Order No.
		Antique Brass	1300101
		Bright Brass	1361917
		Chrome	N/A
		Brushed Chrome	1300039
		Satin Nickel	1361556
		Oil Rubbed Bronze	1300034
		Distressed Bronze	1300082
Distressed Nickel	1300080		

Hardware

Lock Handle - Traditional & Contemporary																				
	Note: Use same lock handle for traditional and contemporary style. Stone, white, black and gold dust handles not available separately. Replace with complete hardware set page 96 .	<table border="1"> <thead> <tr> <th>Finish</th> <th>Order No.</th> </tr> </thead> <tbody> <tr> <td>Bright Brass</td> <td>9016064</td> </tr> <tr> <td>Satin Nickel</td> <td>9016065</td> </tr> <tr> <td>Distressed Nickel</td> <td>9016071</td> </tr> <tr> <td>Oil Rubbed Bronze</td> <td>9016066</td> </tr> <tr> <td>Antique Brass</td> <td>9016067</td> </tr> <tr> <td>Brushed Chrome</td> <td>9016068</td> </tr> <tr> <td>Polished Chrome</td> <td>9016069</td> </tr> <tr> <td>Distressed Bronze</td> <td>9016070</td> </tr> </tbody> </table>	Finish	Order No.	Bright Brass	9016064	Satin Nickel	9016065	Distressed Nickel	9016071	Oil Rubbed Bronze	9016066	Antique Brass	9016067	Brushed Chrome	9016068	Polished Chrome	9016069	Distressed Bronze	9016070
		Finish	Order No.																	
		Bright Brass	9016064																	
		Satin Nickel	9016065																	
		Distressed Nickel	9016071																	
		Oil Rubbed Bronze	9016066																	
		Antique Brass	9016067																	
		Brushed Chrome	9016068																	
		Polished Chrome	9016069																	
Distressed Bronze	9016070																			


Installation Kit				
Installation Kit - Custom Casement				
Note: See Installation Guide 9044185 .				
	Kit Includes: 3/8" Backer rod (22') (16) 1/32" Shims (48) 1/16" Shims (20) Fasteners Installation guide	<table border="1"> <thead> <tr> <th>Order No.</th> </tr> </thead> <tbody> <tr> <td>9041717</td> </tr> </tbody> </table>	Order No.	9041717
		Order No.		
9041717				

Optional Hardware								
Operator Spline Cover with Screws								
	Note: Spline cover must not be used in egress situation.	<table border="1"> <thead> <tr> <th>Color</th> <th>Order No.</th> </tr> </thead> <tbody> <tr> <td>Stone</td> <td>1351322</td> </tr> <tr> <td>White</td> <td>1351336</td> </tr> </tbody> </table>	Color	Order No.	Stone	1351322	White	1351336
		Color	Order No.					
		Stone	1351322					
White	1351336							

400 Series Perma-Shield® Improved/E-Z Casement Windows (1999 to Present)

Standard, Transom and Picture Windows

Hardware

Opening Control Device						
Opening Control Device Kit						
	<p>Note: Kit includes track assembly, extension arm assembly, push button packet, screw packet, safety card, drill template and accessory guide. Installation Kit required to install.</p> <p>If used to upgrade product on C and CW width units with 14" straight arm operator you will need to change over to a 12" straight arm operator and universal track page 92.</p> <p>See Accessory Guide 9050721. See Installation Video.</p>	Traditional Stop		Contemporary Stop		
						
		Color	Left	Right	Left	Right
		Stone	9051542	9051540	9191559	9191557
		White	9051541	9051539	9191558	9191556
Black	9152271	9152272	9191560	9191561		
Opening Control Device / Installation Kit						
	<p>Kit Includes: (1) Drill fixture (1) Drill bit (1) Screw - 7 x 7/8" T17 PH PH TYP A YZP</p>	Traditional	Contemporary			
		9051548	9191897			
Opening Control Device / Track and Arm Kit						
	<p>Kit Includes: (1) Track assembly (1) Extension arm (5) Screws - 6 x 3/4" PH SMS SS18-8</p>	Left	Right			
		9053844	9053843			
Opening Control Device / Screw Pack						
	<p>Kit Includes: (1) Screw - 7 x 7/8" PH PH TYP A (5) Screws - 6 x 3/4" PH SMS SS18-8</p>	Color	Order No.			
		Stone	9051889			
		White	9051543			
		Black	9152270			
Opening Control Device / Release Button Kit						
	<p>Kit Includes: (1) Release button (1) Screw - 7 x 7/8" PH PH TYP A</p>	Color	Traditional	Contemporary		
		Stone	9053842	9191890		
		White	9053841	9191889		
		Black	9152269	9191891		

Hardware

Fasteners

Screw - Operator		
	Note: Used on both split arm and straight arm operators.	Order No. 1361961
Screw - Dummy 90		
	Description 1/2 X 8	Order No. 1351346
Screw - Lock		
		Order No. 1361962
Screw		
	Description 1 1/2 X 7 302 SST FLAT HEAD TYPE 17	Order No. 1361942
Screw		
	Description 1 1/4 X 7 430 SST FLAT HEAD TYPE 17	Order No. 1361941
Screw - Keeper		
	Description 8-18 x 5/8 TYPE 17	Order No. 1361940

Screw		
	Description 5/8 X 7 302 SST FL TRUSS HD	Order No. 1361938
Screw		
	Description 5/8 X 7 430 SST FLAT HEAD TYPE 17	Order No. 1361939
Screw		
	Description 5/8 X 8 302 SST FILST HD	Order No. 1361948
Screw		
	Description 8-18 X 9/16 PH SP DOME 430 SS DORR TYPE 17	Order No. 1351351

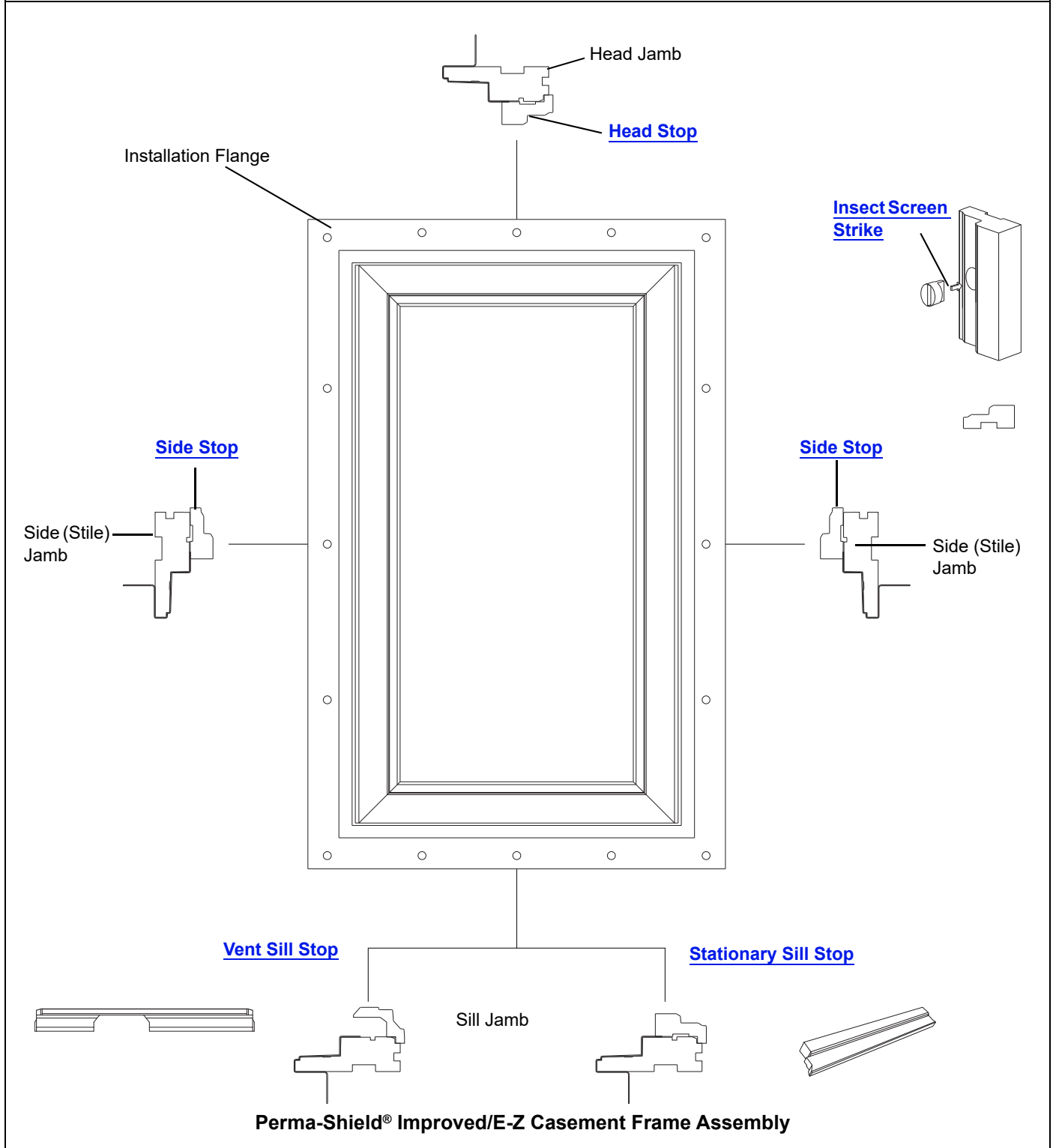
400 Series Perma-Shield® Improved/E-Z Casement Windows (1999 to Present)

Standard, Transom and Picture Windows

Frame

Frame Graphic - Standard Windows

Note:
See latest [Product Details](#).



Frame

Frame / Single / Split Arm

Note:

Part numbered frames are shipped with **traditional** stops and hardware. When ordering by description specify the interior finish detail (natural pine or prefinished pine color) as well as the stop profile (traditional or contemporary) and hardware finish (standard or corrosion resistant).



Unit No.	Dimensions (w x h)	White		Terratone		Sandtone		Forest Green		Canvas		Dark Bronze		Black	
		Left	Right	Left	Right	Left	Right	Left	Right	Left	Right	Left	Right	Left	Right
CR12	17 x 24 1/8	1352969	1352970	OBD	OBD	OBD	OBD	OBD	OBD	OBD	OBD	OBD	OBD	OBD	OBD
CR125	17 x 28 3/8	OBD	OBD	OBD	OBD	OBD	OBD	OBD	OBD	OBD	OBD	OBD	OBD	OBD	OBD
CR13	17 x 35 15/16	1352971	OBD	OBD	OBD	OBD	OBD	OBD	OBD	OBD	OBD	OBD	OBD	OBD	OBD
CR135	17 x 40 13/16	1352973	1352974	OBD	OBD	OBD	OBD	OBD	OBD	OBD	OBD	OBD	OBD	OBD	OBD
CR14	17 x 48	1352975	1352976	OBD	OBD	OBD	OBD	OBD	OBD	OBD	OBD	OBD	OBD	OBD	OBD
CR145	17 x 52 13/16	1352977	1352978	OBD	OBD	OBD	OBD	OBD	OBD	OBD	OBD	OBD	OBD	OBD	OBD
CR15	17 x 59 7/8	1352979	1352980	1434426	OBD	OBD	OBD	OBD	0515217	OBD	OBD	OBD	OBD	OBD	OBD
CR155	17 x 64 13/16	OBD	OBD	OBD	OBD	OBD	OBD	OBD	OBD	OBD	OBD	OBD	OBD	OBD	OBD
CR16	17 x 71 7/8	1352983	1352984	OBD	OBD	OBD	OBD	OBD	OBD	OBD	OBD	OBD	OBD	OBD	OBD
CN12	20 1/2 x 24 1/8	OBD	OBD	OBD	OBD	OBD	OBD	OBD	OBD	OBD	OBD	OBD	OBD	OBD	OBD
CN125	20 1/2 x 28 3/8	OBD	OBD	OBD	OBD	OBD	OBD	OBD	OBD	OBD	OBD	OBD	OBD	OBD	OBD
CN13	20 1/2 x 35 15/16	1352948	1352949	OBD	OBD	OBD	OBD	OBD	OBD	OBD	OBD	OBD	OBD	OBD	OBD
CN135	20 1/2 x 40 13/16	1352950	1352951	1434396	1434397	OBD	OBD	OBD	OBD	OBD	OBD	OBD	OBD	OBD	OBD
CN14	20 1/2 x 48	1352952	1352953	1434398	OBD	OBD	OBD	OBD	0515188	OBD	OBD	OBD	OBD	OBD	OBD
CN145	20 1/2 x 52 13/16	1352954	1352955	OBD	OBD	OBD	OBD	OBD	OBD	OBD	OBD	OBD	OBD	OBD	OBD
CN15	20 1/2 x 59 7/8	1352956	1352957	1434403	OBD	OBD	0612213	OBD	OBD	OBD	OBD	OBD	OBD	OBD	OBD
CN155	20 1/2 x 64 13/16	1352958	1352959	1434405	1434406	OBD	OBD	OBD	OBD	OBD	OBD	OBD	OBD	OBD	OBD
CN16	20 1/2 x 71 7/8	1352960	1352961	OBD	1434408	0612216	0612217	OBD	OBD	OBD	OBD	OBD	OBD	OBD	OBD
C12	24 1/8 x 24 1/8	OBD	1352919	OBD	OBD	0612173	OBD	OBD	OBD	OBD	OBD	OBD	OBD	OBD	OBD
C125	24 1/8 x 28 3/8	OBD	OBD	OBD	OBD	OBD	OBD	OBD	OBD	OBD	OBD	OBD	OBD	OBD	OBD
C13	24 1/8 x 32 15/16	1352920	1352921	1434366	1434367	0612175	OBD	OBD	OBD	OBD	OBD	OBD	OBD	OBD	OBD
C135	24 1/8 x 40 13/16	1352922	1352923	OBD	OBD	0612177	0612178	OBD	OBD	OBD	OBD	OBD	OBD	OBD	OBD
C14	24 1/8 x 48	1352924	1352925	1434370	1434371	OBD	0612180	OBD	OBD	OBD	OBD	OBD	OBD	OBD	OBD
C145	24 1/8 x 52 13/16	1352926	1352927	1434372	1434373	0612181	0612182	OBD	OBD	OBD	OBD	OBD	OBD	OBD	OBD
C15	24 1/8 x 59 7/8	1352928	1352929	1434374	1434375	0612183	0612184	0515163	OBD	OBD	OBD	OBD	OBD	OBD	OBD
C155	24 1/8 x 64 13/16	1352930	1352931	1434376	1434377	0612185	0612186	OBD	OBD	OBD	OBD	OBD	OBD	OBD	OBD
C16	24 1/8 x 71 7/8	1352932	1352933	OBD	1434379	0612187	0612188	OBD	OBD	OBD	OBD	OBD	OBD	OBD	OBD
CW12	28 3/8 x 24 1/8	1352876	1352877	OBD	OBD	OBD	OBD	OBD	OBD	OBD	OBD	OBD	OBD	OBD	OBD
CW125	28 3/8 x 28 3/8	OBD	OBD	OBD	OBD	OBD	OBD	OBD	OBD	OBD	OBD	OBD	OBD	OBD	OBD
CW13	28 3/8 x 35 15/16	1352878	1352879	1434325	1434326	OBD	OBD	OBD	OBD	OBD	OBD	OBD	OBD	OBD	OBD
CX125	31 1/2 x 28 3/8	1321391	1321392	1415094	1415095	0628994	0628995	0508394	0508395	OBD	OBD	OBD	OBD	OBD	OBD
CX13	31 1/2 x 35 15/16	1321393	1321396	1415098	1415099	0628996	0628999	0508398	0508399	OBD	OBD	OBD	OBD	OBD	OBD
CX135	31 1/2 x 40 13/16	1321395	1321394	1415096	1415097	0628998	0628997	0508396	0508397	OBD	OBD	OBD	OBD	OBD	OBD
CX14	31 1/2 x 48	1321397	1321398	1415101	1415102	0629001	0629002	0508401	0508402	OBD	OBD	OBD	OBD	OBD	OBD
CX145	31 1/2 x 52 13/16	1321399	1321401	1415103	1415104	0629003	0629004	0508403	0508404	OBD	OBD	OBD	OBD	OBD	OBD
CX15	31 1/2 x 59 7/8	1321402	1321403	1415105	1415106	0629005	0929006	0508405	0508406	OBD	OBD	OBD	OBD	OBD	OBD
CX155	31 1/2 x 64 13/16	1321404	1321405	1415107	1415108	0629007	0629008	0508407	0508408	OBD	OBD	OBD	OBD	OBD	OBD
CX16	31 1/2 x 71 7/8	1321406	1321407	1415109	1415110	0629009	0629010	0508409	0508410	OBD	OBD	OBD	OBD	OBD	OBD

400 Series Perma-Shield® Improved/E-Z Casement Windows (1999 to Present)

Standard, Transom and Picture Windows

Frame

Frame / Single / Split Arm

Note:

Part numbered frames are shipped with **traditional** stops and hardware. When ordering by description specify the interior finish detail (natural pine or prefinished pine color) as well as the stop profile (traditional or contemporary) and hardware finish (standard or corrosion resistant).



Unit No.	Dimensions (w x h)	White		Terratone		Sandtone		Forest Green		Canvas		Dark Bronze		Black	
		Left	Right	Left	Right	Left	Right	Left	Right	Left	Right	Left	Right	Left	Right
CXW13	35 ¹⁵ / ₁₆ × 35 ¹⁵ / ₁₆	1352992	1352993	OBD	1434440	OBD	OBD	0515233	OBD	OBD	OBD	OBD	OBD	OBD	OBD
CXW135	35 ¹⁵ / ₁₆ × 40 ¹³ / ₁₆	1352994	1352995	OBD	OBD	0612250	0612251	0515231	OBD	OBD	OBD	OBD	OBD	OBD	OBD
CXW14	35 ¹⁵ / ₁₆ × 48	1352996	1352997	1434443	1434444	0612252	0612253	OBD	OBD	OBD	OBD	OBD	OBD	OBD	OBD
CXW145	35 ¹⁵ / ₁₆ × 52 ¹³ / ₁₆	1352998	1352999	1434445	1434446	0612254	0612255	OBD	OBD	OBD	OBD	OBD	OBD	OBD	OBD

Frame

Frame / Double / Split Arm

Note:

Part numbered frames are shipped with **traditional** stops and hardware. When ordering by description specify the interior finish detail (natural pine or prefinished pine color) as well as the stop profile (traditional or contemporary) and hardware finish (standard or corrosion resistant).



Unit No.	Dimensions (w x h)	White		Terratone		Sandtone		Forest Green		Canvas		Dark Bronze		Black	
		Left	Right	Left	Right	Left	Right	Left	Right	Left	Right	Left	Right	Left	Right
CR23	33 3/4 x 35 15/16	1352985		1434432		0612241		OBD		OBD		OBD		OBD	
CR235	33 3/4 x 40 13/16	1352986		1434433		0612242		OBD		OBD		OBD		OBD	
CR24	33 3/4 x 48	1352987		1434434		0612243		0515223		OBD		OBD		OBD	
CR245	33 3/4 x 52 1/16	1352988		OBD		OBD		OBD		OBD		OBD		OBD	
CR25	33 3/4 x 59 7/8	1352989		OBD		OBD		OBD		OBD		OBD		OBD	
CR255	33 3/4 x 64 13/16	1352990		OBD		OBD		OBD		OBD		OBD		OBD	
CR26	33 3/4 x 71 7/8	OBD		OBD		OBD		OBD		OBD		OBD		OBD	
CN23	40 3/4 x 35 15/16	1352962		1434409		0612218		OBD		OBD		OBD		OBD	
CN235	40 3/4 x 40 13/16	1352963		1434410		0612219		OBD		OBD		OBD		OBD	
CN24	40 3/4 x 48	1352964		1434411		0612220		0515198		OBD		OBD		OBD	
CN245	40 3/4 x 52 1/8	1352965		1434412		0612221		OBD		OBD		OBD		OBD	
CN25	40 3/4 x 59 7/8	1352966		1434413		OBD		OBD		OBD		OBD		OBD	
CN255	40 3/4 x 64 13/16	1352967		1434414		OBD		OBD		OBD		OBD		OBD	
CN26	40 3/4 x 59 7/8	1352968		OBD		OBD		OBD		OBD		OBD		OBD	
C23	48 x 35 15/16	1352934		1434380		OBD		OBD		OBD		OBD		OBD	
C235	48 x 40 13/16	1352935		1434381		0612190		OBD		OBD		OBD		OBD	
C24	48 x 48	1352936		1434382		0612191		OBD		OBD		OBD		OBD	
C245	48 x 52 13/16	1352937		1434383		0612192		OBD		OBD		OBD		OBD	
C25	48 x 59 7/8	1352938		1434384		0612193		OBD		OBD		OBD		OBD	
C255	48 x 64 13/16	1352939		1434385		0612194		OBD		OBD		OBD		OBD	
C26	48 x 71 7/8	1352940		1434386		0612195		OBD		OBD		OBD		OBD	
CXW23	71 5/8 x 35 15/16	OBD		OBD		OBD		OBD		OBD		OBD		OBD	
CXW235	71 5/8 x 40 13/16	OBD		OBD		OBD		OBD		OBD		OBD		OBD	
CXW24	71 5/8 x 48	OBD		OBD		OBD		OBD		OBD		OBD		OBD	
CXW245	71 5/8 x 52 13/16	OBD		OBD		OBD		OBD		OBD		OBD		OBD	

400 Series Perma-Shield® Improved/E-Z Casement Windows (1999 to Present)

Standard, Transom and Picture Windows

Frame

Frame / Triple / Split Arm / LSR

Note:

Part numbered frames are shipped with **traditional** stops and hardware. When ordering by description specify the interior finish detail (natural pine or prefinished pine color) as well as the stop profile (traditional or contemporary) and hardware finish (standard or corrosion resistant).



Unit No.	Dimensions (w x h)	White	Terratone	Sandtone	Forest Green	Canvas	Dark Bronze	Black
		L/S/R	L/S/R	L/S/R	L/S/R	L/S/R	L/S/R	L/S/R
C33	71 7/8 x 35 15/16	1352941	OBD	0612196	OBD	OBD	OBD	OBD
C335	71 7/8 x 40 15/16	1352942	OBD	OBD	OBD	OBD	OBD	OBD
C34	71 7/8 x 48	1352943	1434389	0612198	OBD	OBD	OBD	OBD
C345	71 7/8 x 52 13/16	1352944	OBD	OBD	OBD	OBD	OBD	OBD
C35	71 7/8 x 59 7/8	1352945	1434391	0612201	OBD	OBD	OBD	OBD

Frame

Frame / Single / 20" Opening

Note:

Part numbered frames are shipped with **traditional** stops and hardware. When ordering by description specify the interior finish detail (natural pine or prefinished pine color) as well as the stop profile (traditional or contemporary) and hardware finish (standard or corrosion resistant).



Unit No.	Dimensions (w x h)	White		Terratone		Sandtone		Forest Green		Canvas		Dark Bronze		Black	
		Left	Right	Left	Right	Left	Right	Left	Right	Left	Right	Left	Right	Left	Right
CW135	28 3/8 x 40 13/16	1352880	1352881	1434346	OBD	0612098	0612099	OBD	OBD	OBD	OBD	OBD	OBD	OBD	OBD
CW14	28 3/8 x 48	1352882	1352883	1434329	1434330	0612101	0612102	OBD	OBD	OBD	OBD	OBD	OBD	OBD	OBD
CW145	28 3/8 x 52 13/16	1352884	1352885	1434331	OBD	0612103	0612104	0515080	OBD	OBD	OBD	OBD	OBD	OBD	OBD
CW15	28 3/8 x 59 7/8	1352886	1352887	1434333	1434334	0612105	0612106	0515086	0515087	OBD	OBD	OBD	OBD	OBD	OBD
CW155	28 3/8 x 64 13/16	1352888	1352889	1434335	OBD	0612107	0612108	OBD	OBD	OBD	OBD	OBD	OBD	OBD	OBD
CW16	28 3/8 x 71 7/8	1352890	1352891	1434337	1434338	0612109	0612110	OBD	OBD	OBD	OBD	OBD	OBD	OBD	OBD

Frame / Double / 20" Opening

Note:

Part numbered frames are shipped with **traditional** stops and hardware. When ordering by description specify the interior finish detail (natural pine or prefinished pine color) as well as the stop profile (traditional or contemporary) and hardware finish (standard or corrosion resistant).



Unit No.	Dimensions (w x h)	White		Terratone		Sandtone		Forest Green		Canvas		Dark Bronze		Black	
		Left	Right	Left	Right	Left	Right	Left	Right	Left	Right	Left	Right	Left	Right
CW23	56 1/2 x 35 15/16	1352892		1434339		OBD		OBD		OBD		OBD		OBD	
CW235	56 1/2 x 40 13/16	1352893		1434340		0612112		0515090		OBD		OBD		OBD	
CW24	56 1/2 x 48	1352894		1434341		0612113		0515093		OBD		OBD		OBD	
CW245	56 1/2 x 52 13/16	1352895		1434342		0612114		OBD		OBD		OBD		OBD	
CW25	56 1/2 x 59 7/8	1352896		1434343		0612115		OBD		OBD		OBD		OBD	
CW255	56 1/2 x 64 13/16	1352897		1434344		0612116		OBD		OBD		OBD		OBD	
CW26	56 1/2 x 71 7/8	1352898		1434345		0612117		OBD		OBD		OBD		OBD	

400 Series Perma-Shield® Improved/E-Z Casement Windows (1999 to Present)

Standard, Transom and Picture Windows

Frame

Frame / Single / 22" Opening

Note:

Part numbered frames are shipped with **traditional** stops and hardware. When ordering by description specify the interior finish detail (natural pine or prefinished pine color) as well as the stop profile (traditional or contemporary) and hardware finish (standard or corrosion resistant).



Unit No.	Dimensions (w x h)	White		Terratone		Sandtone		Forest Green		Canvas		Dark Bronze		Black	
		Left	Right	Left	Right	Left	Right	Left	Right	Left	Right	Left	Right	Left	Right
CW135	28 3/8 x 40 13/16	1352899	1352901	OBD	1434347	OBD	OBD	OBD	OBD	OBD	OBD	OBD	OBD	OBD	OBD
CW14	28 3/8 x 48	1352902	OBD	1434348	OBD	OBD	OBD	OBD	OBD	OBD	OBD	OBD	OBD	OBD	OBD
CW145	28 3/8 x 52 13/16	OBD	OBD	OBD	OBD	OBD	OBD	OBD	OBD	OBD	OBD	OBD	OBD	OBD	OBD
CW15	28 3/8 x 59 7/8	1352906	OBD	OBD	1434353	0612124	OBD	OBD	OBD	OBD	OBD	OBD	OBD	OBD	OBD
CW155	28 3/8 x 64 13/16	1352908	OBD	OBD	OBD	OBD	OBD	OBD	OBD	OBD	OBD	OBD	OBD	OBD	OBD
CW16	28 3/8 x 71 7/8	1352910	1352911	OBD	OBD	0612128	OBD	OBD	OBD	OBD	OBD	OBD	OBD	OBD	OBD
CXW15	35 15/16 x 59 7/8	1353001	1353002	1434447	1434448	0612256	0612257	0515241	OBD	OBD	OBD	OBD	OBD	OBD	OBD
CXW155	35 15/16 x 64 13/16	1353003	1353004	1434449	1434450	0612258	0612259	OBD	OBD	OBD	OBD	OBD	OBD	OBD	OBD
CXW16	35 15/16 x 71 7/8	1353005	1353006	1434451	1434452	0612260	0612261	OBD	OBD	OBD	OBD	OBD	OBD	OBD	OBD

Frame / Double / 22" Opening

Note:

Part numbered frames are shipped with **traditional** stops and hardware. When ordering by description specify the interior finish detail (natural pine or prefinished pine color) as well as the stop profile (traditional or contemporary) and hardware finish (standard or corrosion resistant).



Unit No.	Dimensions (w x h)	White		Terratone		Sandtone		Forest Green		Canvas		Dark Bronze		Black	
		Left	Right	Left	Right	Left	Right	Left	Right	Left	Right	Left	Right	Left	Right
CW235	56 1/2 x 40 13/16	1352912		OBD		0612130		OBD		OBD		OBD		OBD	
CW24	56 1/2 x 48	OBD		1434359		OBD		OBD		OBD		OBD		OBD	
CW245	56 1/2 x 52 13/16	OBD		OBD		OBD		OBD		OBD		OBD		OBD	
CW25	56 1/2 x 59 7/8	OBD		OBD		OBD		OBD		OBD		OBD		OBD	
CW255	56 1/2 x 64 13/16	OBD		OBD		OBD		OBD		OBD		OBD		OBD	
CW26	56 1/2 x 71 7/8	OBD		OBD		OBD		OBD		OBD		OBD		OBD	
CXW25	71 5/8 x 59 7/8	OBD		OBD		OBD		OBD		OBD		OBD		OBD	

Frame

Frame / Single / Stationary

Note:

Part numbered stationary frames do **not** include stops.



Unit No.	Dimensions (w x h)	White	Terratone	Sandtone	Forest Green	Canvas	Dark Bronze	Black
CR	CR12	17 × 24 1/8	1352837	OBD	OBD	OBD	OBD	OBD
	CR125	17 × 28 3/8	1352838	1434284	OBD	OBD	OBD	OBD
	CR128	17 × xx xx/xx	OBD	OBD	OBD	OBD	OBD	OBD
	CR13	17 × 35 15/16	1352839	1434285	OBD	OBD	OBD	OBD
	CR135	17 × 40 13/16	1352840	1434286	OBD	OBD	OBD	OBD
	CR14	17 × 48	1352841	1434287	OBD	OBD	OBD	OBD
	CR145	17 × 52 13/16	1352842	1434288	OBD	OBD	OBD	OBD
	CR15	17 × 59 7/8	1352843	1434289	OBD	OBD	OBD	OBD
	CR155	17 × 64 13/16	1352844	OBD	OBD	OBD	OBD	OBD
CR16	17 × 71 7/8	1352845	OBD	OBD	OBD	OBD	OBD	
CN	CN12	20 1/2 × 24 1/8	1352807	1434253	OBD	OBD	OBD	OBD
	CN125	20 1/2 × 28 3/8	1352808	OBD	OBD	OBD	OBD	OBD
	CN128	20 1/2 × xx xx/xx	OBD	OBD	OBD	OBD	OBD	OBD
	CN13	20 1/2 × 35 15/16	1352809	1434255	OBD	OBD	OBD	OBD
	CN135	20 1/2 × 40 13/16	1352810	OBD	OBD	OBD	OBD	OBD
	CN14	20 1/2 × 48	1352811	1434257	OBD	OBD	OBD	OBD
	CN145	20 1/2 × 52 13/16	1352812	OBD	OBD	OBD	OBD	OBD
	CN15	20 1/2 × 59 7/8	1352813	1434259	OBD	OBD	OBD	OBD
	CN155	20 1/2 × 64 13/16	1352814	OBD	OBD	OBD	OBD	OBD
CN16	20 1/2 × 71 7/8	1352815	1434261	OBD	OBD	OBD	OBD	
C	C12	24 1/8 × 24 1/8	1352785	1434232	OBD	OBD	OBD	OBD
	C125	24 1/8 × 28 3/8	1352786	1434233	OBD	OBD	OBD	OBD
	C128	24 1/8 × xx xx/xx	OBD	OBD	OBD	OBD	OBD	OBD
	C13	24 1/8 × 32 15/16	1352787	1434234	OBD	OBD	OBD	OBD
	C135	24 1/8 × 40 13/16	1352788	1434235	OBD	OBD	OBD	OBD
	C14	24 1/8 × 48	1352789	1434236	OBD	0515005	OBD	OBD
	C145	24 1/8 × 52 13/16	1352790	1434237	OBD	OBD	OBD	OBD
	C15	24 1/8 × 59 7/8	1352791	1434238	OBD	OBD	OBD	OBD
	C155	24 1/8 × 64 13/16	1352792	1434239	OBD	OBD	OBD	OBD
C16	24 1/8 × 71 7/8	1352793	1434240	OBD	0515009	OBD	OBD	
CW	CW12	28 3/8 × 24 1/8	1352853	1434299	0612071	OBD	OBD	OBD
	CW125	28 3/8 × 28 3/8	1352854	1434301	OBD	OBD	OBD	OBD
	CW128	28 3/8 × xx x/x	OBD	OBD	OBD	OBD	OBD	OBD
	CW13	28 3/8 × 35 15/16	1352855	1434302	0612073	0515056	OBD	OBD
	CW135	28 3/8 × 40 13/16	1352856	1434303	0612074	OBD	OBD	OBD
	CW14	28 3/8 × 48	1352857	1434304	0612075	0515058	OBD	OBD
	CW145	28 3/8 × 52 13/16	1352858	1434305	0612076	0515059	OBD	OBD
	CW15	28 3/8 × 59 7/8	1352859	1434306	0612077	OBD	OBD	OBD
	CW155	28 3/8 × 64 13/16	1352860	1434307	0612078	OBD	OBD	OBD
CW16	28 3/8 × 71 7/8	1352861	1434308	0612079	0515062	OBD	OBD	

400 Series Perma-Shield® Improved/E-Z Casement Windows (1999 to Present)

Standard, Transom and Picture Windows

Frame

Frame / Single / Stationary

Note:

Part numbered stationary frames do **not** include stops.



Unit No.	Dimensions (w x h)	White	Terratone	Sandtone	Forest Green	Canvas	Dark Bronze	Black
CX	CX125	31 1/2 x 28 3/8	1321408	1415111	0629011	0508411	OBD	OBD
	CX128	31 1/2 x xx x/x	OBD	OBD	OBD	OBD	OBD	OBD
	CX13	31 1/2 x 35 15/16	1321409	1415112	0629012	0508412	OBD	OBD
	CX135	31 1/2 x 40 13/16	1321410	1415113	0629013	0508413	OBD	OBD
	CX14	31 1/2 x 48	1321411	1415114	0629014	0508414	OBD	OBD
	CX145	31 1/2 x 52 13/16	1321412	1415115	0629015	0508415	OBD	OBD
	CX15	31 1/2 x 59 7/8	1321413	OBD	0629016	0508416	OBD	OBD
	CX155	31 1/2 x 64 13/16	1321414	1415117	0629017	0508417	OBD	OBD
	CX16	31 1/2 x 71 7/8	1321415	1415118	0629018	0508418	OBD	OBD
CXW	CXW128	35 15/16 x xx xx/xx	OBD	OBD	OBD	OBD	OBD	OBD
	CXW13	35 15/16 x 35 15/16	1352869	OBD	0612087	OBD	OBD	OBD
	CXW135	35 15/16 x 40 13/16	1352870	1434317	0612088	OBD	OBD	OBD
	CXW14	35 15/16 x 48	1352871	1434318	0612089	OBD	OBD	OBD
	CXW145	35 15/16 x 52 13/16	1352872	OBD	0612090	OBD	OBD	OBD
	CXW15	35 15/16 x 59 7/8	1352873	1434320	0612091	OBD	OBD	OBD
	CXW155	35 15/16 x 64 13/16	1352874	1434321	0612092	OBD	OBD	OBD
	CXW16	35 15/16 x 71 7/8	1352875	1434322	0612093	OBD	OBD	OBD

Frame

Frame / Double / Stationary

Note:

Part numbered stationary frames do **not** include stops.



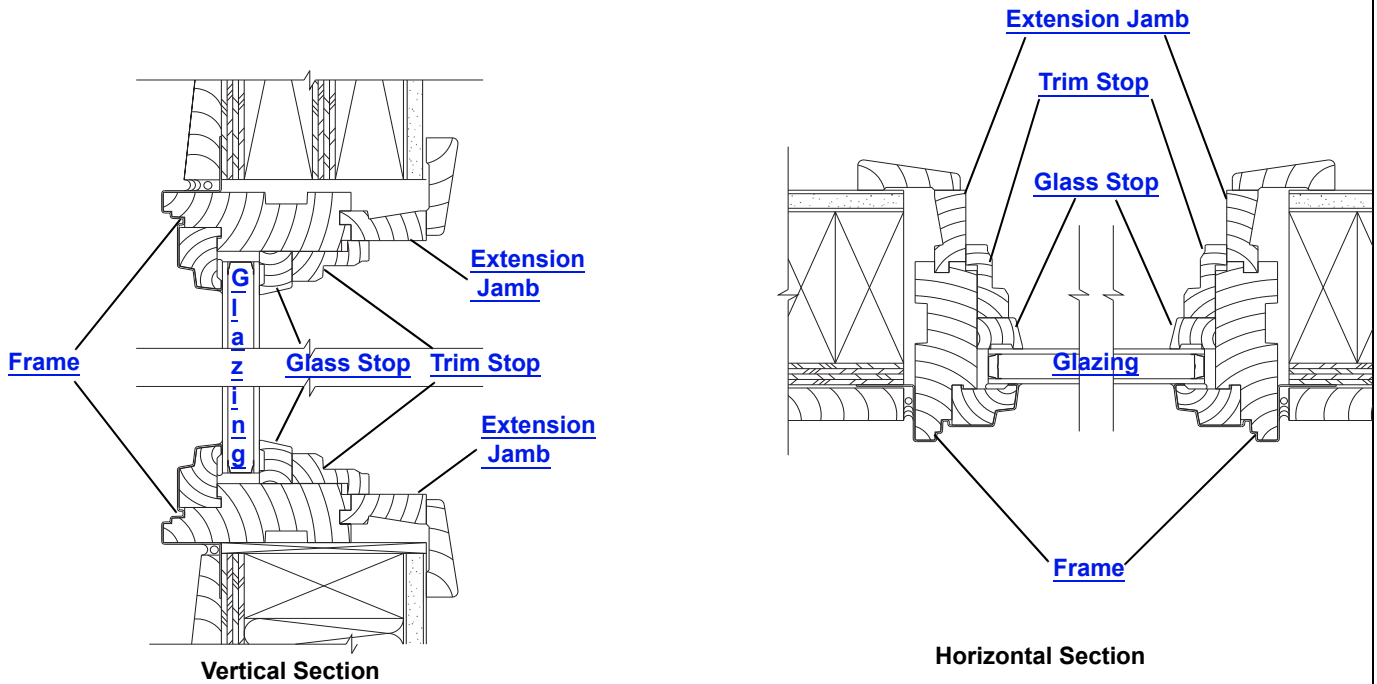
Unit No.	Dimensions (w x h)	White	Terratone	Sandtone	Forest Green	Canvas	Dark Bronze	Black
CR	CR23	33 1/4 x 35 15/16	1352846	OBD	OBD	OBD	OBD	OBD
	CR235	33 1/4 x 40 13/16	1352847	OBD	OBD	OBD	OBD	OBD
	CR24	33 1/4 x 48	1352848	1434294	OBD	OBD	OBD	OBD
	CR245	33 1/4 x 52 13/16	1352849	OBD	OBD	OBD	OBD	OBD
	CR25	33 1/4 x 59 7/8	1352850	OBD	OBD	0515051	OBD	OBD
	CR26	33 1/4 x 71 7/8	1352852	OBD	OBD	OBD	OBD	OBD
CN	CN23	40 3/4 x 35 15/16	1352816	OBD	OBD	OBD	OBD	OBD
	CN235	40 3/4 x 40 13/16	1352817	1434263	OBD	OBD	OBD	OBD
	CN24	40 3/4 x 48	OBD	OBD	OBD	OBD	OBD	OBD
	CN245	40 3/4 x 52 13/16	1352819	OBD	OBD	OBD	OBD	OBD
	CN25	40 3/4 x 59 7/8	1352820	1434266	OBD	OBD	OBD	OBD
	CN255	40 3/4 x 64 13/16	1352821	OBD	OBD	OBD	OBD	OBD
C	C23	48 x 35 15/16	1352794	OBD	OBD	OBD	OBD	OBD
	C235	48 x 40 13/16	1352795	1434242	OBD	OBD	OBD	OBD
	C24	48 x 48	1352796	1434243	OBD	OBD	OBD	OBD
	C245	48 x 52 13/16	1352797	OBD	OBD	OBD	OBD	OBD
	C25	48 x 59 7/8	1352798	1434245	OBD	OBD	OBD	OBD
	C255	48 x 64 13/16	1352799	1434246	OBD	OBD	OBD	OBD
	C26	48 x 71 7/8	1352801	OBD	OBD	OBD	OBD	OBD
CW	CW23	56 1/2 x 35 15/16	1352862	1434309	OBD	OBD	OBD	OBD
	CW235	56 1/2 x 40 13/16	1352863	1434310	OBD	OBD	OBD	OBD
	CW24	56 1/2 x 48	1352864	OBD	0612082	0515065	OBD	OBD
	CW245	56 1/2 x 52 13/16	1352865	OBD	0612083	OBD	OBD	OBD
	CW25	56 1/2 x 59 7/8	1352866	1434313	0612084	OBD	OBD	OBD
	CW255	56 1/2 x 64 13/16	1352867	OBD	0612083	OBD	OBD	OBD
	CW26	56 1/2 x 71 7/8	1352868	1434315	OBD	OBD	OBD	OBD
CXW	CXW23	71 5/8 x 35 15/16	OBD	OBD	0612790	OBD	OBD	OBD
	CXW24	71 5/8 x 48	1305352	OBD	OBD	OBD	OBD	OBD
	CWX245	71 5/8 x 52 13/16	1305353	OBD	OBD	OBD	OBD	OBD
	CXW25	71 5/8 x 59 7/8	1305354	OBD	1305354	OBD	OBD	OBD

400 Series Perma-Shield® Improved/E-Z Casement Windows (1999 to Present)

Standard, Transom and Picture Windows

Frame

Frames - Picture Windows



Perma-Shield® Improved/E-Z Casement Picture Window Frame Assembly

Frames - Picture Windows

Note:

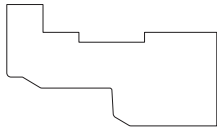
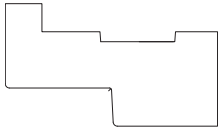
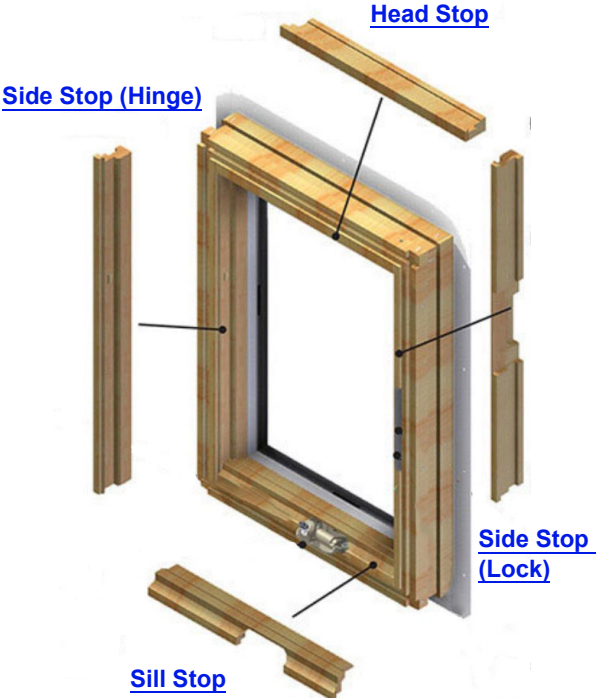
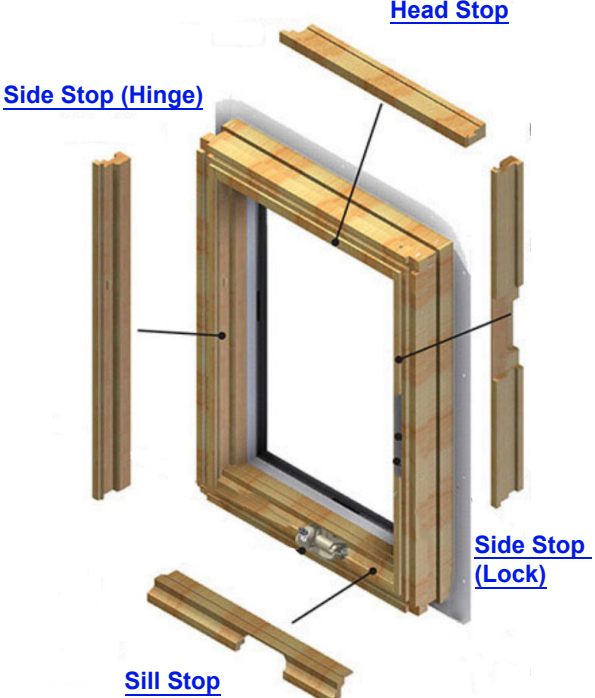
Picture window frames are available. Order by description.

Frame

Stop Graphic - Venting / Stationary

Note:

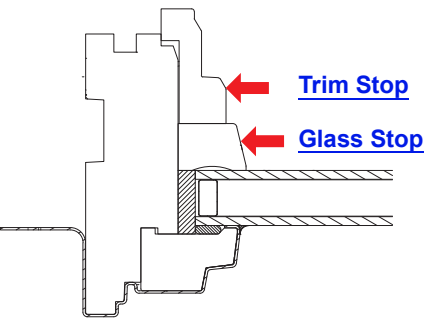
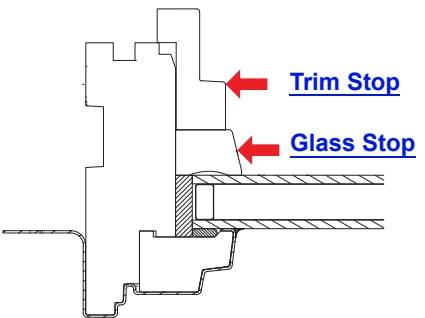
See [Stop Replacement Video](#). Handing for side stops determined by handing of unit. A left hand unit will use a left hand hinge stop and a left hand lock stop. Sill stop views are shown from the exterior. Contemporary stops introduced in February 2022.

Traditional Stop (1999 to Present)	Contemporary Stop (2022 to Present)
	
	

Stop Graphic - Transom / Picture

Note:

See [Stop Replacement Video](#). Contemporary stops introduced in February 2022.

Traditional Stop (1999 to Present)	Contemporary Stop (2022 to Present)
	

400 Series Perma-Shield® Improved/E-Z Casement Windows (1999 to Present)

Standard, Transom and Picture Windows

Frame

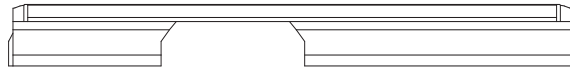
Trim Stop / Traditional / Venting & Stationary

Traditional Stop - Split Arm Venting / Sill (1999 to Present)

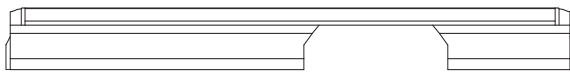
Note:

Dimensions shown are for pine stops. Viewed from exterior when showing left and right.

Left



Right



Interior View

Unit No.	Dimensions				
	Overall Length	Left		Right	
		Short End	Long End	Short End	Long End
CR	13 ⁵³ / ₆₄	3 ¹ / ₁₆	7 ¹ / ₄	3 ¹¹ / ₁₆	6 ⁵ / ₈
CN	17 ²¹ / ₆₄	6 ⁵ / ₈	7 ¹ / ₄	6 ⁹ / ₁₆	7 ¹ / ₄
C	20 ⁶¹ / ₆₄	7 ¹ / ₄	10 ³ / ₁₆	6 ⁵ / ₈	10 ¹³ / ₁₆
CW	25 ¹³ / ₆₄	7 ¹ / ₄	14 ⁷ / ₁₆	6 ⁵ / ₈	15 ¹ / ₁₆
CX	28 ²¹ / ₆₄	7 ¹ / ₄	17 ⁹ / ₁₆	6 ⁵ / ₈	18 ³ / ₁₆
CXW	32 ⁴⁹ / ₆₄	7 ¹ / ₄	22	6 ⁵ / ₈	22 ⁵ / ₈

Unit No.	Pine		Painted					
	Left	Right	White		Terratone		Sandtone	
			Left	Right	Left	Right	Left	Right
CR	1352766	1352767	1351822	1351836	9059979	9059986	9059892	9059899
CN	1352764		1351823		9059980		9059893	
C	1352762	1352763	1351824	1351838	9059981	9059987	9059894	9059900
CW	1352770	1352771	1351825	1351839	9059982	9059988	9059895	9059901
CX	1321419	1321420	1351943	1351944	9060038	9060039	9059951	9059952
CXW	1352772	1352774	1351826	1351840	9059983	9059989	9059896	9059902

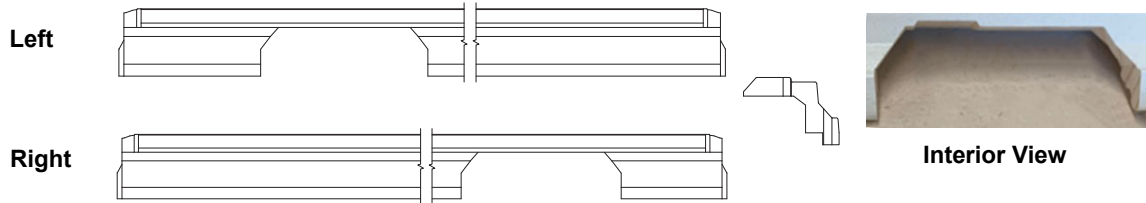
Unit No.	Painted (Continued)							
	Forest Green		Canvas		Dark Bronze		Black	
	Left	Right	Left	Right	Left	Right	Left	Right
CR	9060066	9060073	9060153	9069408	9077152	9077159	9129544	9129551
CN	9060067		9060154		9077153		9129545	
C	9060068	9060074	9060155	9069408	9077154	9077160	9129546	9129552
CW	9060069	9060075	9060156	9060161	9077155	9077161	9129547	9129553
CX	9060125	9060126	9060212	9060162	9077211	9077212	9129603	9129604
CXW	9060070	9060076	9060157	9060163	9077156	9077162	9129548	9129554

Frame

Traditional Stop - Straight Arm Venting / Sill (1999 to Present)

Note:

Dimensions shown are for pine stops. Viewed from exterior when showing left and right.



Unit No.	Dimensions		Left		Right	
	Overall Length		Short End	Long End	Short End	Long End
C	20 ⁶¹ / ₆₄		2 ⁶¹ / ₆₄	14 ³¹ / ₆₄	2 ¹⁹ / ₆₄	15 ⁹ / ₆₄
CW	25 ¹³ / ₆₄		6 ¹³ / ₆₄	15 ³¹ / ₆₄	5 ³⁹ / ₆₄	16 ⁷ / ₆₄
CX	28 ²¹ / ₆₄		6 ¹³ / ₆₄	18 ³⁹ / ₆₄	5 ³⁹ / ₆₄	19 ¹⁵ / ₆₄
CXW	32 ⁴⁹ / ₆₄		6 ¹³ / ₆₄	23 ³ / ₆₄	5 ³⁹ / ₆₄	23 ⁴³ / ₆₄

Unit No.	Pine		Painted					
	Left	Right	White		Terratone		Sandtone	
			Left	Right	Left	Right	Left	Right
C	1351731	1351732	1590119	1590120	9069411	9069412	9069413	9069414
CW	1352768	1352769	1351827	1351841	9059984	9059990	9059897	9059903
CX	1321417	1321418	1351945	1351946	9060040	9060041	9059953	9059954
CXW	1352773	1352775	1351828	1351842	9059985	9059991	9059898	9059904

Unit No.	Painted (Continued)							
	Forest Green		Canvas		Dark Bronze		Black	
	Left	Right	Left	Right	Left	Right	Left	Right
C	9069409	9069410	9069407	9069408	9077216	9077217	9129608	9129609
CW	9060071	9060077	9060158	9060164	9077157	9077163	9129549	9129555
CX	9060127	9060128	9060214	9060215	9077213	9077214	9129605	9129606
CXW	9060072	9060078	9060159	9060165	9077158	9077164	9129550	9129556

400 Series Perma-Shield® Improved/E-Z Casement Windows (1999 to Present)

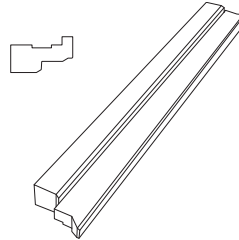
Standard, Transom and Picture Windows

Frame

Traditional Head Stop - Stationary and Venting

Note:

Also used as sill stop on stationary units.



Unit No.	Length	Pine	Painted						
			White	Terratone	Sandtone	Forest Green	Canvas	Dark Bronze	Black
CR	13 ⁵³ / ₆₄	1352718	1351809	9059973	9059886	9060060	9060147	9077147	9129539
CN	17 ²¹ / ₆₄	1352717	1351810	9059974	9059887	9060061	9060148	9077148	9129540
C	20 ⁶¹ / ₆₄	1352716	1351811	9059975	9059888	9060062	9060149	9077149	9129541
CW	25 ¹³ / ₆₄	1352719	1351812	9059976	9059889	9060063	9060150	9077150	9129542
CX	28 ²¹ / ₆₄	1321416	1351942	9060037	9059950	9060124	9060211	9077210	9129602
CXW	32 ⁴⁹ / ₆₄	1352720	1351813	9059977	9059890	9060064	9060151	9077151	9129543
CW35E Egress	25 ¹³ / ₆₄	1352721	1351814	9059978	9059891	9060065	9060152	OBD	OBD

Frame

Traditional Stop - Hinge Side with Strike / Side									
Note: Handing for side stops determined by handing of unit. A left hand unit will use a left hand hinge stop and a left hand lock stop.									
Unit No. .	Length	Pine		Painted					
		Left	Right	White		Terratone		Sandtone	
				Left	Right	Left	Right	Left	Right
C2	21 ⁵³ / ₆₄	1352726	1352727	1351899	1351909	9060010	9060019	9059923	9059932
C25	26 ⁵ / ₆₄	1352728	1352729	1351901	1351910	9060011	9060020	9059924	9059933
C3	33 ⁴¹ / ₆₄	1352730	1352731	1351902	1351911	9060012	9060021	9059925	9059934
C35	38 ³³ / ₆₄	1352732	1352733	1351903	1351912	9060013	9060022	9059926	9059935
C4	45 ⁴⁵ / ₆₄	1352734	1352735	1351904	1351913	9060014	9060023	9059927	9059936
C45	50 ³³ / ₆₄	1352736	1352737	1351905	1351914	9060015	9060024	9059928	9059937
C5	57 ³⁷ / ₆₄	1352738	1352739	1351906	1351915	9060016	9060025	9059929	9059938
C55	62 ³³ / ₆₄	1352740	1352741	1351907	1351916	9060017	9060026	9059930	9059939
C6	69 ³⁷ / ₆₄	1352742	1352743	1351908	1351917	9060018	9060027	9059931	9059940

Unit No.	Length	Painted (Continued)							
		Forest Green		Canvas		Dark Bronze		Black	
		Left	Right	Left	Right	Left	Right	Left	Right
C2	21 ⁵³ / ₆₄	9060097	9060106	9060184	9060193	9077183	9077192	9129575	9129584
C25	26 ⁵ / ₆₄	9060098	9060107	9060185	9060194	9077184	9077193	9129576	9129585
C3	33 ⁴¹ / ₆₄	9060099	9060108	9060186	9060195	9077185	9077194	9129577	9129586
C35	38 ³³ / ₆₄	9060100	9060109	9060187	9060196	9077186	9077195	9129578	9129587
C4	45 ⁴⁵ / ₆₄	9060101	9060110	9060188	9060197	9077187	9077196	9129579	9129588
C45	50 ³³ / ₆₄	9060102	9060111	9060189	9060198	9077188	9077197	9129580	9129589
C5	57 ³⁷ / ₆₄	9060103	9060112	9060190	9060199	9077189	9077198	9129581	9129590
C55	62 ³³ / ₆₄	9060104	9060113	9060191	9060200	9077190	9077199	9129582	9129591
C6	69 ³⁷ / ₆₄	9060105	9060114	9060192	9060201	9077191	9077200	9129583	9129592

400 Series Perma-Shield® Improved/E-Z Casement Windows (1999 to Present)

Standard, Transom and Picture Windows

Frame

Traditional Stop - Lock Side with Strike / Side									
Note: Handing for side stops determined by handing of unit. A left hand unit will use a left hand hinge stop and a left hand lock stop.									
Unit No.	Length	Pine		Painted					
				White		Terratone		Sandtone	
		Left	Right	Left	Right	Left	Right	Left	Right
C2	21 ⁵³ / ₆₄	1352744	1352745	1351861	1351872	9059992	9060001	9059905	9059914
C25	26 ⁵ / ₆₄	1352746	1352747	1351862	1351873	9059993	9060002	9059906	9059915
C3	33 ⁴¹ / ₆₄	1352748	1352749	1351863	1351874	9059994	9060003	9059907	9059916
C35	38 ³³ / ₆₄	1352750	1352751	1351866	1351875	9059995	9060004	9059908	9059917
C4	45 ⁴⁵ / ₆₄	1352752	1352753	1351867	1351876	9059996	9060005	9059909	9059918
C45	50 ³³ / ₆₄	1352754	1352755	1351868	1351877	9059997	9060006	9059910	9059919
C5	57 ³⁷ / ₆₄	1352756	1352757	1351869	1351878	9059998	9060007	9059911	9059920
C55	62 ³³ / ₆₄	1352758	1352759	1351870	1351879	9059999	9060008	9059912	9059921
C6	69 ³⁷ / ₆₄	1352760	1352761	1351871	1351880	9060000	9060009	9059913	9059922

Unit No.	Length	Painted (Continued)							
		Forest Green		Canvas		Dark Bronze		Black	
		Left	Right	Left	Right	Left	Right	Left	Right
C2	21 ⁵³ / ₆₄	9060079	9060088	9060166	9060175	9077165	9077174	9129557	9129566
C25	26 ⁵ / ₆₄	9060080	9060089	9060167	9060176	9077166	9077175	9129558	9129567
C3	33 ⁴¹ / ₆₄	9060081	9060090	9060168	9060177	9077167	9077176	9129559	9129568
C35	38 ³³ / ₆₄	9060082	9060091	9060168	9060178	9077168	9077177	9129560	9129569
C4	45 ⁴⁵ / ₆₄	9060083	9060092	9060170	9060179	9077169	9077178	9129561	9129570
C45	50 ³³ / ₆₄	9060084	9060093	9060171	9060180	9077170	9077179	9129562	9129571
C5	57 ³⁷ / ₆₄	9060085	9060094	9060172	9060181	9077171	9077180	9129563	9129572
C55	62 ³³ / ₆₄	9060086	9060095	9060173	9060182	9077172	9077181	9129564	9129573
C6	69 ³⁷ / ₆₄	9060087	9060096	9060174	9060183	9077173	9077182	9129565	9129574

Frame

Traditional Stop - Stationary / Side

Unit No.	Length	Pine	Painted						
			White	Terratone	Sandtone	Forest Green	Canvas	Dark Bronze	Black
C2	21 ⁵³ / ₆₄	1352776	1351927	9060028	9059941	9060115	9060202	9077201	9129593
C25	26 ⁵ / ₆₄	1352777	1351928	9060029	9059942	9060116	9060203	9077202	9129594
C28S	29 ¹³ / ₆₄	1353007	1351947	9060042	9059955	9060129	9060216	9077215	9129607
C3	33 ⁴¹ / ₆₄	1352778	1351929	9060030	9059943	9060117	9060204	9077203	9129595
C35	38 ³³ / ₆₄	1352779	1351930	9060031	9059944	9060118	9060205	9077204	9129596
C4	45 ⁴⁵ / ₆₄	1352780	1351931	9060032	9059945	9060119	9060206	9077205	9129597
C45	50 ³³ / ₆₄	1352781	1351932	9060033	9059946	9060120	9060207	9077206	9129598
C5	57 ²⁷ / ₆₄	1352782	1351933	9060034	9059947	9060121	9060208	9077207	9129599
C55	62 ³³ / ₆₄	1352783	1351934	9060035	9059948	9060122	9060209	9077208	9129600
C6	69 ²⁷ / ₆₄	1352784	1351935	9060036	9059949	9060123	9060210	9077209	9129601

400 Series Perma-Shield® Improved/E-Z Casement Windows (1999 to Present)

Standard, Transom and Picture Windows

Frame

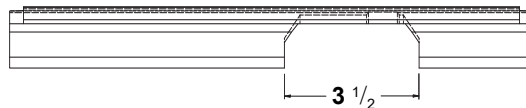
Trim Stop / Contemporary / Venting & Stationary

Contemporary Stop - Split Arm Venting / Sill (2022 to Present)

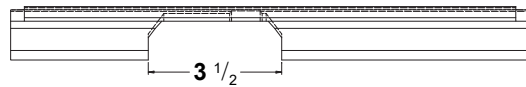
Note:

Dimensions shown are for pine stops. Viewed from exterior when showing left and right.

Left



Right



Interior View

Unit No.	Overall Length	Painted							
		Pine		White		Terratone		Sandtone	
		Left	Right	Left	Right	Left	Right	Left	Right
CR	13 ³⁹ / ₆₄	9189751	9189752	9189613	9189620	9190141	9190148	9190054	9190061
CN	17 ⁷ / ₆₄	9189750		9189614		9190142		9190055	
C	20 ⁴⁷ / ₆₄	9189748	9189749	9189615	9189621	9190143	9190149	9190056	9190062
CW	24 ⁶³ / ₆₄	9189755	9189756	9189616	9189622	9190144	9190150	9190057	9190063
CX	28 ⁷ / ₆₄	9189550	9189551	9189676	9189677	9190200	9190201	9190113	9190114
CXW	32 ³⁵ / ₆₄	9189757	9189759	9189617	9189623	9190145	9190151	9190058	9190064

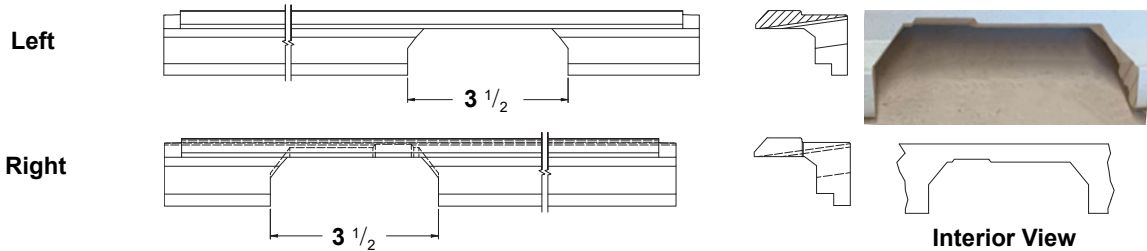
Unit No.	Overall Length	Painted							
		Forest Green		Canvas		Dark Bronze		Black	
		Left	Right	Left	Right	Left	Right	Left	Right
CR	13 ³⁹ / ₆₄	9190315	9190322	9190228	9190235	9190452	9190459	9190535	9190542
CN	17 ⁷ / ₆₄	9190229		9190316		9190453		9190536	
C	20 ⁴⁷ / ₆₄	9190230	9190236	9190317	9190323	9190454	9190460	9190537	9190543
CW	24 ⁶³ / ₆₄	9190231	9190237	9190318	9190324	9190455	9190461	9190538	9190544
CX	28 ⁷ / ₆₄	9190287	9190288	9190374	9190375	9190511	9190512	9190594	9190595
CXW	32 ³⁵ / ₆₄	9190232	9190238	9190319	9190325	9190456	9190462	9190539	9190545

Frame

Contemporary Stop - Straight Arm Venting / Sill (2022 to Present)

Note:

Dimensions shown are for pine stops. Viewed from exterior when showing left and right.



Unit No.	Dimensions				
	Overall Length	Left		Right	
		Short End	Long End	Short End	Long End
C	20 ⁴⁷ / ₆₄	2 ⁵⁵ / ₆₄	14 ²³ / ₃₂	2 ¹³ / ₆₄	15 ¹ / ₃₂
CW	24 ⁶³ / ₆₄	6 ⁷ / ₆₄	15 ³ / ₈	5 ³¹ / ₆₄	16
CX	28 ⁷ / ₆₄	6 ⁷ / ₆₄	18 ¹ / ₂	5 ³¹ / ₆₄	19 ¹ / ₈
CXW	32 ³⁵ / ₆₄	6 ⁷ / ₆₄	22 ¹⁵ / ₁₆	5 ³¹ / ₆₄	23 ⁹ / ₁₆

Unit No.	Painted							
	Pine		White		Terratone		Sandtone	
	Left	Right	Left	Right	Left	Right	Left	Right
C	9189888	9189889	9189886	9189887	9190400	9190401	9190402	9190403
CW	9189753	9189754	9189618	9189624	9190146	9190152	9190059	9190065
CX	9189548	9189549	9189678	9189679	9190202	9190203	9190115	9190116
CXW	9189758	9189760	9189619	9189625	9190147	9190153	9190060	9190066

Unit No.	Painted (Continued)							
	Forest Green		Canvas		Dark Bronze		Black	
	Left	Right	Left	Right	Left	Right	Left	Right
C	9190398	9190399	9190396	9190397	9190516	9190517	9190599	9190600
CW	9190233	9190239	9190320	9190326	9190457	9190463	9190540	9190546
CX	9190289	9190290	9190376	9190377	9190513	9190514	9190596	9190597
CXW	9190234	9190240	9190321	9190327	9190458	9190464	9190541	9190547

400 Series Perma-Shield® Improved/E-Z Casement Windows (1999 to Present)

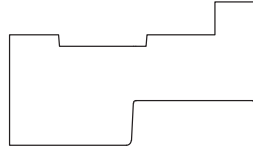
Standard, Transom and Picture Windows

Frame

Contemporary Head Stop - Stationary and Venting

Note:

Also used as sill stop on stationary units.



Unit No.	Length	Pine	Painted						
			White	Terratone	Sandtone	Forest Green	Canvas	Dark Bronze	Black
CR	13 ³⁹ / ₆₄	9189708	9189607	9190135	9190048	9190222	9190309	9190447	9190530
CN	17 ⁷ / ₆₄	9189707	9189608	9190136	9190049	9190223	9190310	9190448	9190531
C	20 ⁴⁷ / ₆₄	9189706	9189609	9190137	9190050	9190224	9190311	9190449	9190532
CW	24 ⁶³ / ₆₄	9189709	9189610	9190138	9190051	9190225	9190312	9190450	9190533
CX	28 ⁷ / ₆₄	9189547	9189675	9190199	9190112	9190286	9190373	9190510	9190593
CXW	32 ³⁵ / ₆₄	9189710	9189611	9190139	9190052	9190226	9190313	9190451	9190534
CW35E Egress	24 ⁶³ / ₆₄	9189711	9189612	9190140	9190053	9190227	9190314	9190691	9190666

Frame

Contemporary Stop - Hinge Side with Strike / Side									
Note: Handing for side stops determined by handing of unit. A left hand unit will use a left hand hinge stop and a left hand lock stop.									
Unit No.	Length	Painted							
		Pine		White		Terratone		Sandtone	
		Left	Right	Left	Right	Left	Right	Left	Right
C2	21 ⁵³ / ₆₄	9189712	9189713	9189644	9189653	9190172	9190181	9190085	9190094
C25	26 ⁵ / ₆₄	9189714	9189715	9189645	9189654	9190173	9190182	9190086	9190095
C3	33 ⁴¹ / ₆₄	9189716	9189717	9189646	9189655	9190174	9190183	9190087	9190096
C35	38 ³³ / ₆₄	9189718	9189719	9189647	9189656	9190175	9190184	9190088	9190097
C4	45 ⁴⁵ / ₆₄	9189720	9189721	9189648	9189657	9190176	9190185	9190089	9190098
C45	50 ³³ / ₆₄	9189722	9189723	9189649	9189658	9190177	9190186	9190090	9190099
C5	57 ³⁷ / ₆₄	9189724	9189725	9189650	9189659	9190178	9190187	9190091	9190100
C55	62 ³³ / ₆₄	9189727	9189727	9189651	9189660	9190179	9190188	9190092	9190101
C6	69 ³⁷ / ₆₄	9189728	9189729	9189652	9189661	9190180	9190189	9190093	9190102

Unit No.	Length	Painted							
		Forest Green		Canvas		Dark Bronze		Black	
		Left	Right	Left	Right	Left	Right	Left	Right
C2	21 ⁵³ / ₆₄	9190259	9190268	9190346	9190355	9190483	9190492	9190566	9190575
C25	26 ⁵ / ₆₄	9190260	9190269	9190347	9190356	9190484	9190493	9190567	9190576
C3	33 ⁴¹ / ₆₄	9190261	9190270	9190348	9190357	9190485	9190494	9190568	9190577
C35	38 ³³ / ₆₄	9190262	9190271	9190349	9190358	9190486	9190495	9190569	9190578
C4	45 ⁴⁵ / ₆₄	9190263	9190272	9190350	9190359	9190487	9190496	9190570	9190579
C45	50 ³³ / ₆₄	9190264	9190273	9190351	9190360	9190488	9190497	9190571	9190580
C5	57 ³⁷ / ₆₄	9190265	9190274	9190352	9190361	9190489	9190498	9190572	9190581
C55	62 ³³ / ₆₄	9190266	9190275	9190353	9190362	9190490	9190499	9190573	9190582
C6	69 ³⁷ / ₆₄	9190267	9190276	9190354	9190363	9190491	9190500	9190574	9190583

400 Series Perma-Shield® Improved/E-Z Casement Windows (1999 to Present)

Standard, Transom and Picture Windows

Frame

Contemporary Stop - Lock Side with Strike / Side									
Note: Handing for side stops determined by handing of unit. A left hand unit will use a left hand hinge stop and a left hand lock stop.									
Unit No.	Length	Painted							
				White		Terratone		Sandtone	
		Left	Right	Left	Right	Left	Right	Left	Right
C2	21 ⁵³ / ₆₄	9189730	9189731	9189626	9189635	9190154	9190163	9190067	9190076
C25	26 ⁵ / ₆₄	9189732	9189733	9189627	9189636	9190155	9190164	9190068	9190077
C3	33 ⁴¹ / ₆₄	9189734	9189735	9189628	9189637	9190156	9190165	9190069	9190078
C35	38 ³³ / ₆₄	9189736	9189737	9189629	9189638	9190157	9190166	9190070	9190079
C4	45 ⁴⁵ / ₆₄	9189738	9189739	9189630	9189639	9190158	9190167	9190071	9190080
C45	50 ³³ / ₆₄	9189740	9189741	9189631	9189640	9190159	9190168	9190072	9190081
C5	57 ³⁷ / ₆₄	9189742	9189743	9189632	9189641	9190160	9190169	9190073	9190082
C55	62 ³³ / ₆₄	9189744	9189745	9189633	9189642	9190161	9190170	9190074	9190083
C6	69 ³⁷ / ₆₄	9189746	9189747	9189634	9189643	9190162	9190171	9190075	9190084

Unit No.	Length	Painted							
		Forest Green		Canvas		Dark Bronze		Black	
		Left	Right	Left	Right	Left	Right	Left	Right
C2	21 ⁵³ / ₆₄	9190241	9190250	9190328	9190337	9190465	9190474	9190548	9190557
C25	26 ⁵ / ₆₄	9190242	9190251	9190329	9190338	9190466	9190475	9190549	9190558
C3	33 ⁴¹ / ₆₄	9190243	9190252	9190330	9190339	9190467	9190476	9190550	9190559
C35	38 ³³ / ₆₄	9190244	9190253	9190331	9190340	9190468	9190477	9190551	9190560
C4	45 ⁴⁵ / ₆₄	9190245	9190254	9190332	9190341	9190469	9190478	9190552	9190561
C45	50 ³³ / ₆₄	9190246	9190255	9190333	9190342	9190470	9190479	9190553	9190562
C5	57 ³⁷ / ₆₄	9190247	9190256	9190334	9190343	9190471	9190480	9190554	9190563
C55	62 ³³ / ₆₄	9190248	9190257	9190335	9190344	9190472	9190481	9190555	9190564
C6	69 ³⁷ / ₆₄	9190249	9190258	9190336	9190345	9190473	9190482	9190556	9190565

Frame

Contemporary Stop - Stationary / Side									
Unit No.	Length	Pine	Painted						
			White	Terratone	Sandtone	Forest Green	Canvas	Dark Bronze	Black
C2	21 ⁵³ / ₆₄	9189761	9189666	9190190	9190103	9190277	9190364	9190501	9190584
C25	26 ⁵ / ₆₄	9189762	9189667	9190191	9190104	9190278	9190365	9190502	9190585
C28S	29 ¹³ / ₆₄	9189766	9189680	9190204	9190117	9190291	9190378	9190503	9190598
C3	33 ⁴¹ / ₆₄	9189662	9189668	9190192	9190105	9190279	9190366	9190515	9190586
C35	38 ³³ / ₆₄	9189663	9189669	9190193	9190106	9190280	9190367	9190504	9190587
C4	45 ⁴⁵ / ₆₄	9189664	9189670	9190194	9190107	9190281	9190368	9190505	9190588
C45	50 ³³ / ₆₄	9189763	9189671	9190195	9190108	9190282	9190369	9190506	9190589
C5	57 ²⁷ / ₆₄	9189764	9189672	9190196	9190109	9190283	9190370	9190507	9190590
C55	62 ³³ / ₆₄	9189765	9189673	9190197	9190110	9190284	9190371	9190508	9190591
C6	69 ²⁷ / ₆₄	9189665	9189674	9190198	9190111	9190285	9190372	9190509	9190592

Trim Stop / Traditional - Transom and Picture Window

Note:
 Prefinished/painted trim stops are finished with Flexacron paint.

Traditional Trim Stop - Transom Window / Side

Coped End

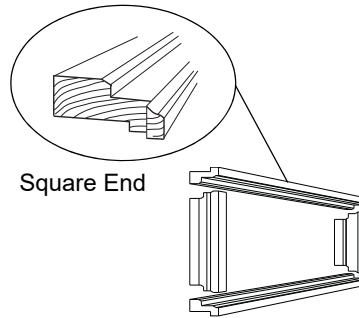
Unit No.	Length	Pine	White		Terratone	Forest Green	Canvas	Dark Bronze	Black
			Left	Right					
TR10	8 ⁴⁹ / ₆₄	1352044	1353325		9192725	9192779	9192758	9173167	9173162
TR10	8 ⁴⁹ / ₆₄	1352044	1353325		9192725	9192779	9192783	9173167	9173162
PTR55	61 ³⁷ / ₆₄	1351548	1351131		9192702	9192776	9192757	9146039	9145958
CTR/ PTR60	68 ⁴⁵ / ₆₄	1351549	1351132		9192703	9192777	9192758	9146040	9145959
AC60	71 ¹ / ₂	By description	2210220	2210219	By description	9192777	9192758	By description	By description

400 Series Perma-Shield® Improved/E-Z Casement Windows (1999 to Present)

Standard, Transom and Picture Windows

Frame

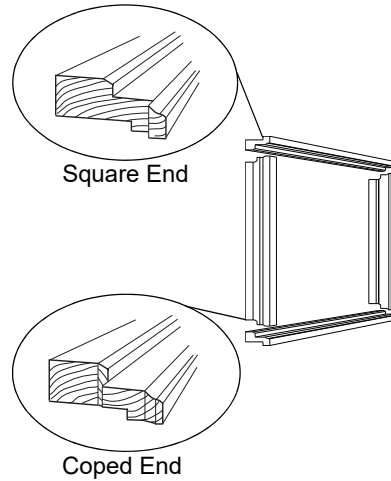
Traditional Trim Stop - Transom Window / Head and Sill



Unit No.	Length	Pine	Prefinished				
			White	Terratone	Sandtone	Forest Green	Canvas
TR10	9 ⁴³ / ₆₄	1352032	1353313	9192714		9192778	9192782
CTR15	14 ⁴⁵ / ₆₄	1352033	1353314	9192715		9192786	9192797
CTR18	18 ¹³ / ₆₄	1352034	1353315		9192716	9192787	9192798
CTR20	21 ⁵³ / ₆₄	1352035	1353316	9192717		9192788	9192799
CTR24	26 ⁵ / ₆₄	1352036	1353317		9192718	9192789	9192800
CTR28	29 ¹³ / ₆₄	1352037	1353318				
CTR29	31 ²⁹ / ₆₄	1352038	1353319	9192719		9192790	9192801
CTR/PTR30	33 ⁴¹ / ₆₄	1351538	1351121	9192693		9192748	9192768
CTR34	38 ²⁹ / ₆₄	1352039	1353320	9192720		9192791	9192802
PTR35	38 ³³ / ₆₄	1351539	1351122	9192694		9192769	9192749
CTR/PTR40	45 ⁴⁵ / ₆₄	1351540	1351123	9192695 9192750	9192685	9192770	9192750
PTR45	50 ³³ / ₆₄	1351541	1351124	9192696		9192751	9192771
CTR48	54 ¹³ / ₆₄	1352040	1353321	9192721		9192792	9192803
PTR50	57 ³⁷ / ₆₄	1351542	1351125				
CTR51	58 ⁴⁵ / ₆₄	1396531	1396861	9192737		9192796	9192807
CTR52	60 ²⁹ / ₆₄	1352041	1353322			9192794	9192804
CTR511	69 ²¹ / ₆₄	1352042	1353323		9192723	9192794	9192805
CTR70	82 ²¹ / ₆₄	1352043	1353324		9192724	9192795	9192806

Frame

Traditional Trim Stop - Picture Window / Side



Unit No.	Length	Natural Wood	Prefinished White Interior	Terratone	Sandtone	Forest Green	Canvas	Dark Bronze	Black
P30	32 ⁴⁵ / ₆₄	1351543	1351126	9192697		9192772	9192752	9146034	9145953
P35	37 ³⁷ / ₆₄	1351544	1351127	9192698		9192773	9192753	9146035	9145954
P40	44 ⁴⁹ / ₆₄	1351545	1351128	9192689	9192685	9192754	9192699	9146036	9145955
P45	49 ³⁷ / ₆₄	1351546	1351129	9192700		9192755	9192774	9146037	9145956
P50	56 ⁴¹ / ₆₄	1351547	1351130	9192701		9192756	9192775	9146038	9145957
P55	61 ³⁷ / ₆₄	1351548	1351131	9192702		9192776	9192757	9146039	9145958
P60	68 ⁴¹ / ₆₄	1351549	1351132	9192703		9192777	9192758	9146040	9145959

Traditional Trim Stop - Picture Window / Head and Sill

Note:

The 55 and 60 width picture units use a side stop as the head and sill stop replacement. For these same 55 and 60 width units a head and sill stop will be used as the side stop. To ensure correct replacement, measure stop length.

Unit No.	Length	Natural Wood	Prefinished White Interior	Terratone	Sandtone	Forest Green	Canvas	Dark Bronze	Black
P30	33 ⁴¹ / ₆₄	1351538	1351121	1351121		9192748	9192768	9146029	9145948
P35	38 ³³ / ₆₄	1351539	1351122	1351122		9192769	9192769	9146030	9145949
P40	45 ⁴⁵ / ₆₄	1351540	1351123	1351123	9192685	9192770	9192770	9146031	9145950
P45	50 ³³ / ₆₄	1351541	1351124	1351124		9192751	9192751	9146032	9145951
P50	57 ³⁷ / ₆₄	1351542	1351125	1351125				9046033	9145952

400 Series Perma-Shield® Improved/E-Z Casement Windows (1999 to Present)

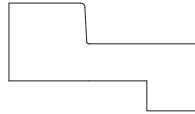
Standard, Transom and Picture Windows

Frame

Trim Stop / Contemporary - Transom and Picture Window

Note:

Prefinished/painted trim stops are finished with Flexacron paint.



Trim Stop / Contemporary - Transom Window / Side

	Length	Natural Wood	Prefinished Interior						Dark Bronze	Black
			White	Terratone	Sandtone	Forest Green	Canvas			
TR10	8 ⁹ / ₁₆	9189693	9189779	9191697	9191696	9191596	9191695	9190709	9190705	
PTR55	61 ³ / ₈	9189592	9189566	9191694	9189518	9191593	9191592	9190702	9190678	
CTR/ PTR60	68 ⁷ / ₁₆	9189593	9189567	9191597	9189519	9191596	9191595	9190703	9190679	

Trim Stop / Contemporary - Transom Window / Head and Sill

Unit No.	Length	Natural Wood	Prefinished I						Dark Bronze	Black
			White	Terratone	Sandtone	Forest Green	Canvas			
TR10	9 ⁴³ / ₆₄	9189681	9189767	9191649	9191646	9192748	9191647	9190708	9190704	
CTR15	14 ⁴⁵ / ₆₄	9189682	9189768	9191653	9191650	9191652	9191651	9190712	9190724	
CTR18	18 ¹³ / ₆₄	9189683	9189769	9191657	9191654	9191656	9191655	9190713	9190725	
CTR20	21 ⁵³ / ₆₄	9189684	9189770	9191661	9191658	9191660	9191659	9190714	9190726	
CTR24	26 ⁵ / ₆₄	9189685	9189771	9191665	9191662	9191664	9191663	9190715	9190727	
CTR28	29 ¹³ / ₆₄	9189686	9189772	9191669	9191666	9191668	9191667	9190716	9190728	
CTR29	31 ²⁹ / ₆₄	9189687	9189773	9191673	9191670	9191672	9191671	9190717	9190729	
CTR/ PTR30	33 ⁴¹ / ₆₄	9189582	9189556	9191564	9189508	9191563	9191562	9190692	9190668	
CTR34	38 ²⁹ / ₆₄	9189688	9189774	9191677	9191674	9191676	9191675	9190718	9190730	
PTR35	38 ³³ / ₆₄	9189583	9189557	9191567	9189509	9191566	9191565	9190693	9190669	
CTR/ PTR40	45 ⁴⁵ / ₆₄	9189584	9189558	9191570	9189510	9191569	9191568	9190694	9190670	
PTR45	50 ³³ / ₆₄	9189585	9189559	9191573	9189511	9191572	9191571	9190695	9190671	
CTR48	54 ¹³ / ₆₄	9189689	9189775	9191681	9191678	9191680	9191679	9190719	9190731	
PTR50	57 ³⁷ / ₆₄	9189586	9189560	9191576	9189512	9191575	9191574	9190696	9190672	
CTR51	58 ⁴⁵ / ₆₄	9189796	9189799	9191749	9191746	9191748	9191747	9190723	9190735	
CTR52	60 ²⁹ / ₆₄	9189690	9189776	9191685	9191682	9191684	9191683	9190720	9190732	
CTR511	69 ²¹ / ₆₄	9189691	9189777	9191689	9191686	9191688	9191687	9190721	9190733	
CTR70	82 ²¹ / ₆₄	9189692	9189778	9191693	9191690	9191692	9191691	9190722	9190734	

Frame

Trim Stop / Contemporary - Picture Window / Side									
Unit No.	Length	Natural Wood	Prefinished Interior						
			White	Terratone	Sandtone	Forest Green	Canvas	Dark Bronze	Black
P30	32 1/2	9189587	9189561	9191579	9189513	9191578	9191592	9190697	9190673
P35	37 3/8	9189588	9189562	9191582	9189514	9191581	9191580	9190698	9190674
P40	44 9/16	9189589	9189563	9191585	9189515	9191584	9191583	9190699	9190675
P405	49 3/8	9189590	9189564	9191588	9189516	9191587	9191586	9190700	9190676
P50	56 7/16	9189591	9189565	9191591	9189517	9191590	9191589	9190701	9190677
P505	61 3/8	9189592	9189566	9191594	9189518	9191593	9191592	9190702	9190678
P60	68 7/16	9189593	9189567	9191597	9189519	9191596	9191595	9190703	9190679

Trim Stop / Contemporary - Picture Window / Head and Sill									
Note: The 55 and 60 width picture units use a side stop as the head and sill stop replacement. For these same 55 and 60 width units a head and sill stop will be used as the side stop. To ensure correct replacement, measure stop length.									
Unit No.	Length	Natural Wood	Prefinished						
			White	Terratone	Sandtone	Forest Green	Canvas	Dark Bronze	Black
P30	33 41/64	9189582	9189556	9191564	9189508	9191563	9191562	9190692	9190668
P35	38 33/64	9189583	9189557	9191567	9189509	9191566	9191565	9190693	9190669
P40	45 45/64	9189584	9189558	9191570	9189510	9191569	9191568	9190694	9190670
P405	50 33/64	9189585	9189559	9191573	9189511	9191572	9191571	9190695	9190671
P50	57 37/64	9189586	9189560	9191576	9189512	9191575	9191574	9190696	9190672

400 Series Perma-Shield® Improved/E-Z Casement Windows (1999 to Present)

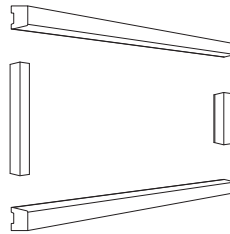
Standard, Transom and Picture Windows

Frame

Glass Stop - Transom and Picture Window

Glass Stop - Transom Window / Interior

Note: Terratone, Sandtone, Forest Green and Canvas are order by description parts.



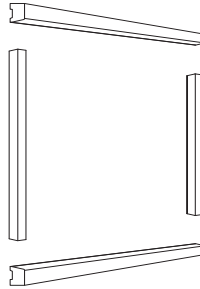
t	Uni No.	Length	Natural Wood	Prefinished		
				White	Dark Bronze	Black
	TR10	8 ¹⁵ / ₆₄	1352020	1353350	9173165	9173160
	CTR15	13 ¹⁵ / ₆₄	1352021	1353351	9184451	9184450
	CTR18	16 ⁴⁷ / ₆₄	1352022	1353352	9184453	9184452
	CTR20	20 ²³ / ₆₄	1352023	1353353	9184435	9184434
	CTR24	24 ³⁹ / ₆₄	1352024	1353354	9184437	9184436
	CTR28	27 ⁴⁷ / ₆₄	1352025	1353355	9184439	9184438
	CTR29	29 ⁶³ / ₆₄	1352026	1353356	9184455	9184454
	CTR/PTR30	32 ¹¹ / ₆₄	1300160	1300153	9146021	9145940
	CTR34	36 ⁶³ / ₆₄	1352027	1353357	9184459	9184458
	PTR35	37 ³ / ₆₄	1300161	1300154	9146022	9145941
	CTR/PTR40	44 ¹⁵ / ₆₄	1300162	1300155	9146023	9145942
	PTR45	49 ³ / ₆₄	1300163	1300156	9146024	9145943
	CTR48	52 ⁴⁷ / ₆₄	1352028	1353358	9184441	9184440
	PTR50	56 ⁷ / ₆₄	1300164	1300157	9146025	9145944
	CTR51	57 ¹⁵ / ₆₄	1396529	1396858	9184469	9184468
	CTR52	59 ⁶³ / ₆₄	1352029	1353359	9184471	9184470
	PTR55	61 ³ / ₆₄	1300165	1300158	9146026	9145945
	CTR511	67 ⁵⁵ / ₆₄	1352030	1353360	9184443	9184442
	CTR/PTR60	68 ⁷ / ₆₄	1300166	1300159	9146027	9184476
	CTR70	80 ⁵⁵ / ₆₄	1352031	1353361	9184477	9184476

Frame

Glass Stop - Picture Window / Interior (2003 to Present)

Note: Terratone, Sandtone, Forest Green and Canvas are order by description parts.

As of 2003 glass stops have a chasing end profile. One end is tapered, the other is straight cut. Prefinished glass stops are finished with Flexacron paint. Older vintage glass stop are in the Service Replacement section [page 234](#)



Unit No.	Length	Natural Wood	Prefinished		
			White	Dark Bronze	Black
P30	32 ¹¹ / ₆₄	1300160	1300153	9146021	9145940
P35	37 ³ / ₆₄	1300161	1300154	9146022	9145941
P40	44 ¹⁵ / ₆₄	1300162	1300155	9146023	9145942
P45	49 ³ / ₆₄	1300163	1300156	9146024	9145943
P50	56 ⁷ / ₆₄	1300164	1300157	9146025	9145944
P55	61 ³ / ₆₄	1300165	1300158	9146026	9145945
P60	68 ⁷ / ₆₄	1300166	1300159	9146027	9145946

400 Series Perma-Shield® Improved/E-Z Casement Windows (1999 to Present)

Standard, Transom and Picture Windows

Frame

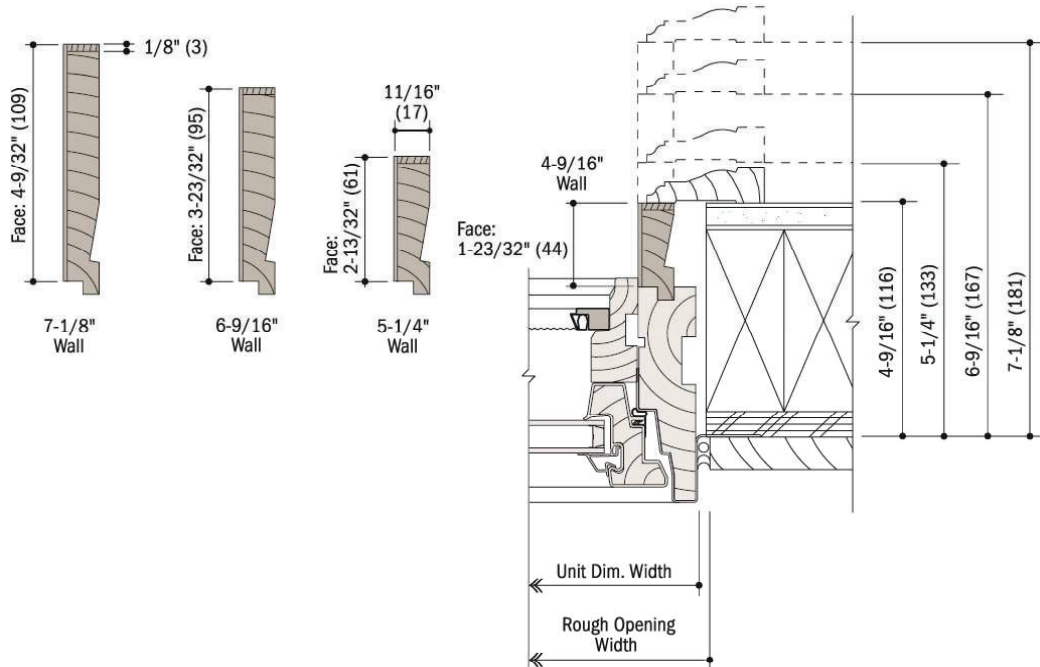
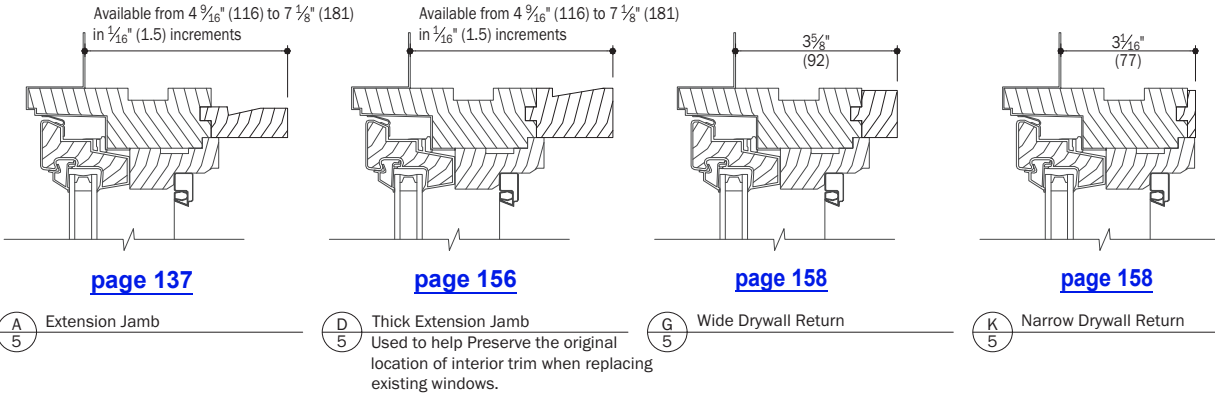
Extension Jamb & Drywall Return Bead - Standard - Picture - Transom Window

Note:

Length dimension for extension jamb does NOT include tongue.

See Extension Jamb beginning on [page 137](#). See Thick Extension Jamb on [page 156](#). See Drywall Return Bead beginning on [page 158](#).

See [Accessory Guide 0005509](#). See [Accessory Guide 0005255](#).



Perma-Shield® Improved/E-Z Casement Extension Jamb & Drywall Return Bead

Frame

Extension Jamb Size Grid - Head/Sill			
Unit No.	Length	Unit No.	Length
CW3/CTR70/CTR324	84 ⁵ / ₁₆	CXW1/AWX1/P30/CTR-PTR30	35 ⁵ / ₈
C3/CXW2/CTR511/P60/CTR320/CTR230/PA60/A213/A313	71 ⁹ / ₁₆	CR2/CTR29	33 ⁷ / ₁₆
P55	64 ¹ / ₂	CX1/AX1/CTR28	31 ³ / ₁₆
CN3/CTR318/CTR51	60 ¹¹ / ₁₆	CW1/AW1/CTR24	28 ¹ / ₁₆
P50/PTR50/PA50	59 ⁹ / ₁₆	C1/A1/CTR20	23 ¹³ / ₁₆
CW2/CTR48/CTR224	56 ³ / ₁₆	CN1/AN1/CTR18	20 ³ / ₁₆
P45/PTR45	52 ¹ / ₂	CR1/AR1/CTR15	16 ⁵ / ₈
C2/A2/P40/CTR-PTR40/CTR220/A212/A312	47 ⁵ / ₈	TR10	11 ⁵ / ₈
CN2/A335/P35/CTR34/PTR35/CTR218	40 ⁷ / ₁₆		

Extension Jamb Size Grid - Sides			
Unit No.	Length	Unit No.	Length
A325	82 ⁵ / ₁₆	C4/A4/P40/A22	45 ¹¹ / ₁₆
C6/A6/P60/CTR-PTR60/A32	69 ⁹ / ₁₆	C35/A35/P35	38 ¹ / ₂
A23	69 ³ / ₈	C3/A3/P30	33 ⁵ / ₈
C55/A55/P55/CX2(HEAD)/CTR52/PTR55/CTR228	62 ¹ / ₂	A28	29 ³ / ₁₆
A228	60 ¹ / ₂	C25/A25	26 ¹ / ₁₆
C5/A5/P50	57 ⁹ / ₁₆	C2/A2	21 ⁷ / ₈
A225	54 ³ / ₁₆	TR10	9 ¹¹ / ₁₆
C45/A45/P45	50 ¹ / ₂		

400 Series Perma-Shield® Improved/E-Z Casement Windows (1999 to Present)

Standard, Transom and Picture Windows

Frame

Extension Jamb / Wood / Standard Window Single / Head/Sill

Extension Jamb - Standard Window Single / Head and Sill (Pair)

Note:

Typically used with single units. See [size chart](#) to identify unit sizes/no. not listed. Consider mull type when determining extension jamb unit size/no. needed.



Unit No.	Length	Natural Wood Pine				Natural Wood Oak			
		4 9/16"	5 1/4"	6 9/16"	7 1/8"	4 9/16"	5 1/4"	6 9/16"	7 1/8"
CR1	16 5/8	1349802	1350001	1349902	1349702	9105815	9105923	9105868	9105978
CN1	20 3/16	1349818	1350002	1349918	1349720	9105824	9105924	9105877	9105987
C1	23 13/16	1349804	1350004	1349904	1349704	9105816	9105926	9105869	9105979
CW1	28 1/16	1349806	1350024	1349906	1349706	9105817	9105932	9105870	9105980
CX1	31 3/16	1321598	1321604	1321593	1321609	9105812	9105920	9105866	9105975
CXW1	35 5/8	1349814	1350008	1349914	1349716	9105822	9105928	9105875	9105985
CP30	35 7/8	1349814	1350008	1349914	1349716	By description	By description	By description	By description

Unit No.	Length	Natural Wood Maple			
		4 9/16"	5 1/4"	6 9/16"	7 1/8"
CR1	16 5/8	9105837	9105951	9105895	9106004
CN1	20 3/16	9105846	9105952	9105904	9105987
C1	23 13/16	9105838	9105954	9105896	9105979
CW1	28 1/16	9105839	9105960	9105897	9105980
CX1	31 3/16	9105834	9105948	9105893	9105975
CXW1	35 5/8	9105844	9105956	9105902	9105985
CP30	35 7/8	By description	By description	By description	By description


Frame

Extension Jamb / Wood / Standard Window Double / Head/Sill

Extension Jamb - Standard Window Double / Head and Sill (Pair)

Note:

Typically used with double units. See [size chart](#) to identify unit sizes/no. not listed. Consider mull type when determining extension jamb unit size/no. needed.



Unit No.	Length	Natural Wood Pine				Natural Wood Oak			
		4 9/16"	5 1/4"	6 9/16"	7 1/8"	4 9/16"	5 1/4"	6 9/16"	7 1/8"
CR2	33 7/16	1349807	1350006	1349907	1349708	9105818	9105927	9105871	9105981
CN2	40 7/16	1349808	1350010	1349908	1349710	9105819	9105929	9105872	9105982
C2	47 5/8	1349810	1350012	1349910	1349712	9105820	9105930	9105873	9105983
CW2	56 3/16	1349812	1350028	1349912	1349714	9105821	9105933	9105874	9105984
CX2	62 1/2	1349829	1350426	1349929	1349731	9105832	9105940	9105885	9105995
CXW2	71 9/16	1349816	1350016	1349916	1349718	9105823	9105931	9105876	9105986
Unit No.	Length	Natural Wood Maple							
		4 9/16"	5 1/4"	6 9/16"	7 1/8"				
CR2	33 7/16	9105840	9105955	9105898	9106007				
CN2	40 7/16	9105841	9105957	9105899	9106008				
C2	47 5/8	9105842	9105958	9105900	9106009				
CW2	56 3/16	9105843	9105961	9105901	9106010				
CX2	62 1/2	9105854	9105968	9105912	9106021				
CXW2	71 9/16	9105845	9105959	9105903	9106012				

400 Series Perma-Shield® Improved/E-Z Casement Windows (1999 to Present)

Standard, Transom and Picture Windows

Frame

Extension Jamb / Wood / Standard Window Triple / Head/Sill

Extension Jamb - Standard Window Triple / Head and Sill (Pair)

Note:

Typically used with triple units. See [size chart](#) to identify unit sizes/no. not listed. Consider mull type when determining extension jamb unit size/no. needed.



Unit No.	Length	Natural Wood Pine				Natural Wood Oak			
		4 9/16"	5 1/4"	6 9/16"	7 1/8"	4 9/16"	5 1/4"	6 9/16"	7 1/8"
CN3	60 5/8	1396519	1396520	1354753	1396521	9105856	9105888	9105888	9105997
C3	71 9/16	1349816	1350016	1349916	1349718	9105823	9105876	9105876	9105986
CW3	84 5/16	1349252	1349253	1349931	1349254	9105814	9105887	9105887	9105977
Unit No.	Length	Natural Wood Maple							
		4 9/16"	5 1/4"	6 9/16"	7 1/8"				
CN3	60 5/8	9105861	9105970	9105915	9106023				
C3	71 9/16	9105845	9105959	9105903	9106012				
CW3	84 5/16	9105836	9105950	9105914	9106003				

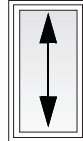
Frame

Extension Jamb / Painted / Standard Window Single / Head/Sill

Extension Jamb - Standard Window Single / Head and Sill (Pair)

Note:

Typically used with single units. See [size chart](#) to identify unit sizes/no. not listed. Consider mull type when determining extension jamb length/size needed.



Unit No.	Length	Prefinished Interior White (Painted)				Vinyl Wrapped White			
		4 9/16"	5 1/4"	6 9/16"	7 1/8"	4 9/16"	5 1/4"	6 9/16"	7 1/8"
CR1	16 5/8	1354634	1354663	1354605	1354692	N/A	N/A	N/A	N/A
CN1	20 3/16	1354643	1354672	1354614	1354702	N/A	N/A	N/A	N/A
C1	23 13/16	1354635	1354664	1354606	1354693	N/A	N/A	N/A	N/A
CW1	28 1/16	1354636	1354665	1354607	1354694	N/A	N/A	N/A	N/A
CX1	31 3/16	1354631	1354660	1354602	1354689	N/A	N/A	N/A	N/A
CXW1	35 5/8	1354641	1354670	1354612	1354699	N/A	N/A	N/A	N/A
CP30	35 7/8	By description	By description	By description	By description	N/A	N/A	N/A	N/A

Unit No.	Length	Prefinished Interior Dark Bronze (Painted)				Prefinished Interior Black (Painted)			
		4 9/16"	5 1/4"	6 9/16"	7 1/8"	4 9/16"	5 1/4"	6 9/16"	7 1/8"
CR1	16 5/8	9145610	9145622	9145598	9145635	9145012	9145024	9145000	9145037
CN1	20 3/16	9145619	9145631	9145607	9145644	9145021	9145033	9145009	9145046
C1	23 13/16	9145611	9145623	9145599	9145636	9145013	9145025	9145001	9145038
CW1	28 1/16	9145612	9145624	9145600	9145637	9145014	9145026	9145002	9145039
CX1	31 3/16	9145609	9145621	9145597	9145633	9145011	9145023	9144999	9145035
CXW1	35 5/8	9145617	9145629	9145605	9145642	9145019	9145031	9145007	9145044
CP30	35 7/8	By description	By description	By description	By description	By description	By description	By description	By description

400 Series Perma-Shield® Improved/E-Z Casement Windows (1999 to Present)

Standard, Transom and Picture Windows

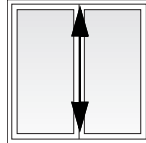
Frame

Extension Jamb / Painted / Standard Window Double / Head/Sill

Extension Jamb - Standard Window Double / Head and Sill (Pair)

Note:

Typically used with double units. See [size chart](#) to identify unit sizes/no. not listed. Consider mull type when determining extension jamb length/size needed.



Unit No.	Length	Prefinished Interior White (Painted)				Vinyl Wrapped White			
		4 9/16"	5 1/4"	6 9/16"	7 1/8"	4 9/16"	5 1/4"	6 9/16"	7 1/8"
CR2	33 7/16	1354637	1354666	1354608	1354695	N/A	N/A	N/A	N/A
CN2	40 7/16	1354638	1354667	1354609	1354696	N/A	N/A	N/A	N/A
C2	47 5/8	1354639	1354668	1354610	1354697	N/A	N/A	N/A	N/A
CW2	56 3/16	1354640	1354669	1354611	1354698	N/A	N/A	N/A	N/A
CX2	62 1/2	1354651	1354680	1354622	1354710	N/A	N/A8	N/A	N/A
CXW2	71 9/16	1354642	1354671	1354613	1354701	N/A	N/A	N/A	N/A

Unit No.	Length	Prefinished Interior Dark Bronze (Painted)				Prefinished Interior Black (Painted)			
		4 9/16"	5 1/4"	6 9/16"	7 1/8"	4 9/16"	5 1/4"	6 9/16"	7 1/8"
CR2	33 7/16	9145613	9145625	9145601	9145638	9145015	9145027	9145003	9145040
CN2	40 7/16	9145614	9145626	9145602	9145639	9145016	9145028	9145004	9145041
C2	47 5/8	9145615	9145627	9145603	9145640	9145017	9145029	9145005	9145042
CW2	56 3/16	9145616	9145628	9145604	9145641	9145018	9145030	9145006	9145043
CX2	62 1/2	9145684	9145694	9145674	9145704	9145086	9145096	9145076	9145106
CXW1	35 5/8	9145617	9145629	9145605	9145642	9145019	9145031	9145007	9145044

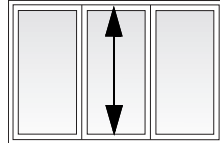
Frame

Extension Jamb / Painted / Standard Window Triple / Head/Sill

Extension Jamb - Standard Window Triple / Head and Sill (Pair)

Note:

Typically used with triple units. See [size chart](#) to identify unit sizes/no. not listed. Consider mull type when determining extension jamb length/size needed.



Unit No.	Length	Prefinished Interior White (Painted)				Vinyl Wrapped White			
		4 9/16"	5 1/4"	6 9/16"	7 1/8"	4 9/16"	5 1/4"	6 9/16"	7 1/8"
CN3	60 5/8	1354755	1354756	1354754	1354757	N/A	N/A	N/A	N/A
C3	71 9/16	1354642	1354671	1354613	1354701	N/A	N/A	N/A	N/A
CW3	84 5/16	1354653	1354682	1354624	1354712	N/A	N/A	N/A	N/A

Unit No.	Length	Prefinished Interior Dark Bronze (Painted)				Prefinished Interior Black (Painted)			
		4 9/16"	5 1/4"	6 9/16"	7 1/8"	4 9/16"	5 1/4"	6 9/16"	7 1/8"
CN3	60 5/8	9145647	9145648	9145646	9145649	9145049	9145050	9145048	9145051
C3	71 9/16	9145618	9145630	9145606	9145643	9145020	9145032	9145008	9145045
CW3	84 5/16	9145620	9145632	9145608	9145645	9145022	9145034	9145010	9145047

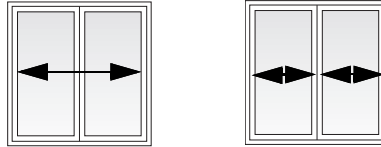
400 Series Perma-Shield® Improved/E-Z Casement Windows (1999 to Present)

Standard, Transom and Picture Windows

Frame

Extension Jamb / Wood / Standard Window / Side

Extension Jamb - Standard Window / Side (Pair)



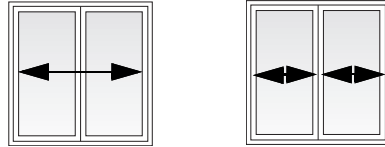
Unit No.	Length	Natural Wood Pine				Natural Wood Oak			
		4 9/16"	5 1/4"	6 9/16"	7 1/8"	4 9/16"	5 1/4"	6 9/16"	7 1/8"
C2	21 7/8	1349820	1350003	1349920	1349722	9105825	9105925	9105878	9105989
C25	26 1/16	1349821	1350415	1349921	1349721	9105826	9105934	9105879	9105988
C3	33 5/8	1349822	1350416	1349922	1349724	9105827	9105935	9105880	9105990
C35	38 1/2	1349824	1350418	1349924	1349726	9105828	9105936	9105881	9105991
C4	45 11/16	1349826	1350420	1349926	1349728	9105829	9105937	9105882	9105992
C45	50 1/2	1349827	1350422	1349927	1349729	9105830	9105938	9105883	9105993
C5	57 9/16	1349828	1350424	1349928	1349730	9105831	9105939	9105884	9105994
C55	62 1/2	1349829	1350426	1349929	1349731	9105832	9105940	9105885	9105995
C6	69 9/16	1349830	1350428	1349930	1349732	9105833	9105941	9105886	9105996

Unit No.	Length	Natural Wood Maple			
		4 9/16"	5 1/4"	6 9/16"	7 1/8"
C2	21 7/8	9105847	9105953	9105905	9106015
C25	26 1/16	9105848	9105962	9105906	9106014
C3	33 5/8	9105849	9105963	9105907	9106016
C35	38 1/2	9105850	9105964	9105908	9106017
C4	45 11/16	9105851	9105965	9105909	9106018
C45	50 1/2	9105852	9105966	9105910	9106019
C5	57 9/16	9105853	9105967	9105911	9106020
C55	62 1/2	9105854	9105968	9105912	9106021
C6	69 9/16	9105855	9105969	9105913	9106022

Frame

Extension Jamb / Painted / Standard Window / Side

Extension Jamb - Standard Window / Side (Pair)



Unit No.	Length	Prefinished Interior White (Painted)				Vinyl Wrapped White			
		4 9/16"	5 1/4"	6 9/16"	7 1/8"	4 9/16"	5 1/4"	6 9/16"	7 1/8"
C2	21 7/8	1354644	1354673	1354615	1354703	N/A	N/A	N/A	N/A
C25	26 1/16	1354645	1354674	1354616	1354704	N/A	N/A	N/A	N/A
C3	33 5/8	1354646	1354675	1354617	1354705	N/A	N/A	N/A	N/A
C35	38 1/2	1354647	1354676	1354618	1354706	N/A	N/A4	N/A	N/A
C4	45 11/16	1354648	1354677	1354619	1354707	N/A	N/A5	N/A	N/A
C45	50 1/2	1354649	1354678	1354620	1354708	N/A	N/A6	N/A	N/A
C5	57 9/16	1354650	1354679	1354621	1354709	N/A	N/A7	N/A	N/A
C55	62 1/2	1354651	1354680	1354622	1354710	N/A	N/A8	N/A	N/A
C6	69 9/16	1354652	1354681	1354623	1354711	N/A	N/A9	N/A	N/A

Unit No.	Length	Prefinished Interior Dark Bronze (Painted)				Prefinished Interior Black (Painted)			
		4 9/16"	5 1/4"	6 9/16"	7 1/8"	4 9/16"	5 1/4"	6 9/16"	7 1/8"
C2	21 7/8	9145677	9145687	9145667	9145697	9145079	9145089	9145069	9145099
C25	26 1/16	9145678	9145688	9145668	9145698	9145080	9145090	9145070	9145100
C3	33 5/8	9145679	9145689	9145669	9145699	9145081	9145091	9145071	9145101
C35	38 1/2	9145680	9145690	9145670	9145700	9145082	9145092	9145072	9145102
C4	45 11/16	9145681	9145691	9145671	9145701	9145083	91455093	9145073	9145103
C45	50 1/2	9145682	9145692	9145672	9145702	9145084	9145094	9145074	9145104
C5	57 9/16	9145683	9145693	9145673	9145703	9145085	9145095	9145075	9145105
C55	62 1/2	9145684	9145694	9145674	9145704	9145086	9145096	9145076	9145106
C6	69 9/16	9145685	9145695	9145675	9145705	9145087	9145097	9145077	9145107

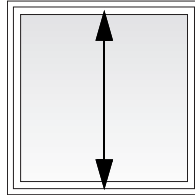
400 Series Perma-Shield® Improved/E-Z Casement Windows (1999 to Present)

Standard, Transom and Picture Windows

Frame

Extension Jamb / Wood / Picture Window / Head/Sill

Extension Jamb - Picture Window / Head and Sill (Pair)

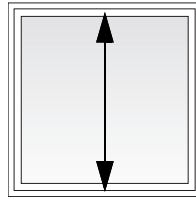


Unit No.	Length	Natural Wood Pine				Natural Wood Oak			
		4 9/16"	5 1/4"	6 9/16"	7 1/8"	4 9/16"	5 1/4"	6 9/16"	7 1/8"
P30	35 5/8	1349814	1350008	1349914	1349716	9105822	9105928	9105875	9105985
P35	40 7/16	1349808	1350010	1349908	1349710	9105819	9105929	9105872	9105982
P40	47 11/16	1349810	1350012	1349910	1349712	9105825	9105930	9105873	9105983
P45	52 1/2	1349839	1350032	1349939	1349739	9116849	9116857	9116865	9116873
P50	59 9/16	1349838	1350030	1349938	1349738	9116848	9116856	9116864	9116872
P55	64 1/2	1354719	1354720	1354718	1354721	9116850	9116858	9116866	9116874
P60	71 9/16	1349816	1350016	1349916	1349718	9105823	9105931	9105876	9105986
Unit No.	Length	Natural Wood Maple							
		4 9/16"	5 1/4"	6 9/16"	7 1/8"				
P30	35 5/8	9105844	9105956	9105902	9106011				
P35	40 7/16	9105841	9105957	9105899	9106008				
P40	47 11/16	9105842	9105958	9105900	9106009				
P45	52 1/2	9116853	9116861	9116869	9116877				
P50	59 9/16	9116852	9116860	9116868	9116876				
P55	64 1/2	9116854	9116862	9116870	9116878				
P60	71 9/16	9105845	9105959	9105903	9106012				

Frame

Extension Jamb / Painted / Picture Window / Head/Sill

Extension Jamb - Picture Window / Head and Sill (Pair)



Unit No.	Length	Prefinished Interior White (Painted)				Vinyl Wrapped White			
		4 9/16"	5 1/4"	6 9/16"	7 1/8"	4 9/16"	5 1/4"	6 9/16"	7 1/8"
P30	35 5/8	1354641	1354670	1354612	1354699	N/A	N/A	N/A	N/A
P35	40 7/16	1354638	1354667	1354609	1354696	N/A	N/A	N/A	N/A
P40	47 11/16	1354639	1354668	1354610	1354697	N/A	N/A	N/A	N/A
P45	52 1/2	1354657	1354686	1354628	1354716	N/A	N/A	N/A	N/A
P50	59 9/16	1354656	1354685	1354627	1354715	N/A	N/A	N/A	N/A
P55	64 1/2	1354658	1354687	1354629	1354717	N/A	N/A	N/A	N/A
P60	71 9/16	1354642	1354671	1354613	1354701	N/A	N/A	N/A	N/A

Unit No.	Length	Prefinished Interior Dark Bronze (Painted)				Prefinished Interior Black (Painted)			
		4 9/16"	5 1/4"	6 9/16"	7 1/8"	4 9/16"	5 1/4"	6 9/16"	7 1/8"
P30	35 5/8	9145617	9145269	9145605	9145642	9145019	9145031	9145007	9145044
P35	40 7/16	9145614	9145626	9145602	9145639	9145016	9145028	9145004	9145041
P40	47 11/16	9145615	9145627	9145603	9145640	9145017	9145029	9145005	9145042
P45	52 1/2	9145459	9145463	9145455	9145466	9144861	9144865	9144857	9144868
P50	59 9/16	9145465	9145462	9145454	9145465	9144860	9144864	9144856	9144867
P55	64 1/2	9145467	9145464	9145456	9145467	9144862	9144866	9144858	9144869
P60	71 9/16	9145618	9145630	9145606	9145643	9145020	9145032	9145008	9145045

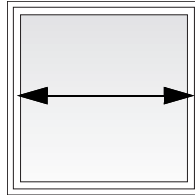
400 Series Perma-Shield® Improved/E-Z Casement Windows (1999 to Present)

Standard, Transom and Picture Windows

Frame

Extension Jamb / Wood / Picture Window / Side

Extension Jamb - Picture Window / Side



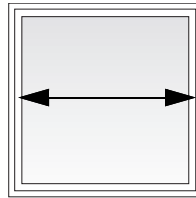
Unit No.	Length	Natural Wood Pine				Natural Wood Oak			
		4 ⁹ / ₁₆ "	5 ¹ / ₄ "	6 ⁹ / ₁₆ "	7 ¹ / ₈ "	4 ⁹ / ₁₆ "	5 ¹ / ₄ "	6 ⁹ / ₁₆ "	7 ¹ / ₈ "
P30	33 ⁵ / ₈	1349822	1350416	1349922	1349724	9105827	9105935	9105880	9105990
P35	38 ¹ / ₂	1349824	1350418	1349924	1349726	9105828	9105936	9105881	9105991
P40	45 ¹¹ / ₁₆	1349826	1350420	1349926	1349728	9105829	9105937	9105882	9105992
P45	50 ⁵ / ₈	1349827	1350422	1349927	1349729	9105830	9105938	9105883	9105993
P50	57 ⁹ / ₁₆	1349828	1350424	1349928	1349730	9105831	9105939	9105884	9105994
P55	62 ¹ / ₂	1349829	1350426	1349929	1349731	9105832	9105940	9105885	9105995
P60	69 ⁹ / ₁₆	1349830	1350428	1349930	1349732	9105833	9105941	9105886	9105996

Unit No.	Length	Natural Wood Maple			
		4 ⁹ / ₁₆ "	5 ¹ / ₄ "	6 ⁹ / ₁₆ "	7 ¹ / ₈ "
P30	33 ⁵ / ₈	9105849	9105963	9105907	9106016
P35	38 ¹ / ₂	9105850	9105964	9105908	9106017
P40	45 ¹¹ / ₁₆	9105851	9105965	9105909	9106018
P45	50 ⁵ / ₈	9105852	9105966	9105910	9106019
P50	57 ⁹ / ₁₆	9105853	9105967	9105911	9106020
P55	62 ¹ / ₂	9105854	9105968	9105912	9106021
P60	69 ⁹ / ₁₆	9105855	9105969	9105913	9106022

Frame

Extension Jamb / Painted / Picture Window / Side

Extension Jamb - Picture Window / Side



Unit No.	Length	Prefinished Interior White (Painted)				Vinyl Wrapped White			
		4 9/16"	5 1/4"	6 9/16"	7 1/8"	4 9/16"	5 1/4"	6 9/16"	7 1/8"
P30	33 5/8	1354646	1354675	1354617	1354705	N/A	N/A	N/A	N/A
P35	38 1/2	1354647	1354676	1354618	1354706	N/A	N/A4	N/A	N/A
P40	45 11/16	1354648	1354677	1354619	1354707	N/A	N/A5	N/A	N/A
P45	50 5/8	1354649	1354678	1354620	1354708	N/A	N/A6	N/A	N/A
P50	57 9/16	1354650	1354679	1354621	1354709	N/A	N/A7	N/A	N/A
P55	62 1/2	1354651	1354680	1354622	1354710	N/A	N/A8	N/A	N/A
P60	69 9/16	1354652	1354681	1354623	1354711	N/A	N/A9	N/A	N/A

Unit No.	Length	Prefinished Interior Dark Bronze (Painted)				Prefinished Interior Black (Painted)			
		4 9/16"	5 1/4"	6 9/16"	7 1/8"	4 9/16"	5 1/4"	6 9/16"	7 1/8"
P30	33 5/8	9145081	9145689	9145669	9104699	9145679	9145091	9145071	9145101
P35	38 1/2	9145082	9145690	9145670	9104700	9145680	9145092	9145072	9145102
P40	45 11/16	9145083	9145691	9145671	9104701	9145681	9145093	9145073	9145103
P45	50 5/8	9145084	9145692	9145672	9104702	9145682	9145094	9145074	9145104
P50	57 9/16	9145085	9145693	9145673	9104703	9145683	9145095	9145075	9145105
P55	62 1/2	9145086	9145694	9145674	9104704	9145684	9145096	9145076	9145106
P60	69 9/16	9145087	9145695	9145675	9104705	9145685	9145097	9145077	9145107

400 Series Perma-Shield® Improved/E-Z Casement Windows (1999 to Present)

Standard, Transom and Picture Windows

Frame

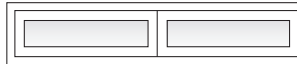
Extension Jamb / Wood / Transom Window / Head/Sill

Extension Jamb - Transom Window Single / Head and Sill (Pair)



		Natural Wood Pine				Natural Wood Oak				Natural Wood Maple			
Unit No.	Length	4 9/16"	5 1/4"	6 9/16"	7 1/8"	4 9/16"	5 1/4"	6 9/16"	7 1/8"	4 9/16"	5 1/4"	6 9/16"	7 1/8"
CTR10		1321596	1321602	OBD	1321607	OBD	OBD	OBD	OBD	OBD	OBD	OBD	OBD
CTR15	16 5/8	1349802	1350001	1349902	1349702	9105815	9105923	9105868	9105978	9105837	9105951	9105895	9106004
CTR18	20 3/16	1349818	1350002	1349918	1349720	9105824	9105924	9105877	9105987	9105846	9105952	9105904	9106013
CTR20	23 13/16	1349804	1350004	1349904	1349704	9105816	9105926	9105869	9105979	9105838	9105954	9105896	9106005
CTR24	28 1/16	1349806	1350024	1349906	1349706	9105817	9105932	9105870	9105980	9105839	9105960	9105897	9106006
CTR28	31 3/16	1321598	1321604	1321593	1321609	9105812	9105920	9105866	9105975	9105834	9105948	9105893	9106001
CTR30	35 5/8	1349814	1350008	1349914	1349716	9105822	9105928	9105875	9105985	9105844	9105956	9105902	9106011
CTR29	33 7/16	1349807	1350006	1349907	1349708	9105818	9105927	9105871	9105981	9105840	9105955	9105898	9106007
CTR34	40 7/16	1349808	1350010	1349908	1349710	9105812	9105929	9105872	9105982	9105841	9105957	9105899	9106008
CTR40	47 5/8	1349810	1350012	1349910	1349712	9105820	9105930	9105873	9105983	9105842	9105958	9105900	9106009
CTR48	56 3/16	1349812	1350028	1349912	1349714	9105821	9105933	9105874	9105984	9105843	9105961	9105901	9106010
CTR51	60 5/8	1396519	1396520	1354753	1396521	9105856	9105942	9105888	9105997	9105861	9105970	9105915	9106023
CTR52	62 1/2	1349829	1350426	1349929	1349731	9105832	9105940	9105885	9105995	9105854	9105968	9105912	9106021
CTR511	71 9/16	1349816	1350016	1349916	1349718	9105823	9105931	9105876	9105986	9105845	9105959	9105915	9106012
CTR60	71 9/16	1349816	1350016	1349916	1349718	9105823	9105931	9105876	9105986	9105845	9105959	9105915	9106012
CTR70	84 5/16	1349252	1349253	1349931	1349254	9105814	9105922	9105887	9105977	9105836	9105950	9105914	9106003

Extension Jamb - Transom Window Double / Head and Sill (Pair)



		Natural Wood Pine				Natural Wood Oak				Natural Wood Maple			
Unit No.	Length	4 9/16"	5 1/4"	6 9/16"	7 1/8"	4 9/16"	5 1/4"	6 9/16"	7 1/8"	4 9/16"	5 1/4"	6 9/16"	7 1/8"
CTR218	40 7/16	1349808	1350010	1349908	1349710	9105819	9105929	9105872	9105982	9105841	9105957	9105899	9106008
CTR220	47 5/8	1349810	1350012	1349910	1349712	9105820	9105930	9105873	9105983	9105842	9105958	9105900	9106009
CTR224	56 3/16	1349812	1350028	1349912	1349714	9105821	9105933	9105874	9105984	9105843	9105961	9105901	9106010
CTR228	62 1/2	1349829	1350426	1349929	1349731	9105832	9105940	9105885	9105995	9105854	9105968	9105912	9106021
CTR230	71 9/16	1349816	1350016	1349916	1349718	9105823	9105931	9105876	9105986	9105845	9105959	9105915	9106012

Extension Jamb - Transom Window Triple / Head and Sill (Pair)



		Natural Wood Pine				Natural Wood Oak				Natural Wood Maple			
Unit No.	Length	4 9/16"	5 1/4"	6 9/16"	7 1/8"	4 9/16"	5 1/4"	6 9/16"	7 1/8"	4 9/16"	5 1/4"	6 9/16"	7 1/8"
CTR318	60 5/8	1396519	1396520	1354753	1396521	9105856	9105942	9105888	9105997	9105861	9105970	9105915	9106023
CTR320	71 9/16	1349816	1350016	1349916	1349718	9105823	9105931	9105876	9105986	9105845	9105959	9105915	9106012
CTR324	84 5/16	1349252	1349253	1349931	1349254	9105814	9105922	9105887	9105977	9105836	9105950	9105914	9106003

Frame

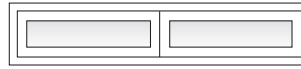
Extension Jamb / Painted / Transom Window / Head/Sill									
Extension Jamb - Transom Window Single / Head and Sill (Pair)									
		Prefinished Interior White (Painted)				Vinyl Wrapped White			
Unit No.	Length	4 9/16"	5 1/4"	6 9/16"	7 1/8"	4 9/16"	5 1/4"	6 9/16"	7 1/8"
CTR10		1354630	1354659	1354601	1354688	N/A	N/A	N/A	N/A
CTR15	16 5/8	1354634	1354663	1354605	1354692	N/A	N/A	N/A	N/A
CTR18	20 3/16	1354643	1354672	1354614	1354702	N/A	N/A	N/A	N/A
CTR20	23 13/16	1354635	1354664	1354606	1354693	N/A	N/A	N/A	N/A
CTR24	28 1/16	1354636	1354665	1354607	1354694	N/A	N/A	N/A	N/A
CTR28	31 3/16	1354631	1354660	1354602	1354689	N/A	N/A	N/A	N/A
CTR29	33 7/16	1354637	1354666	1354608	1354695	N/A	N/A	N/A	N/A
CTR30	35 5/8	1354641	1354670	1354612	1354699	N/A	N/A	N/A	N/A
CTR34	40 7/16	1354638	1354667	1354609	1354696	N/A	N/A	N/A	N/A
CTR40	47 5/8	1354639	1354668	1354610	1354697	N/A	N/A	N/A	N/A
CTR48	56 3/16	1354640	1354669	1354611	1354698	N/A	N/A	N/A	N/A
CTR51	60 5/8	1354755	1354756	1354754	1354757	N/A	N/A	N/A	N/A
CTR52	62 1/2	1354651	1354680	1354622	1354710	N/A	N/A	N/A	N/A
CTR511	71 9/16	1354642	1354671	1354613	1354701	N/A	N/A	N/A	N/A
CTR60	71 9/16	1354642	1354671	1354613	1354701	N/A	N/A	N/A	N/A
CTR70	84 5/16	1354653	1354682	1354624	1354712	N/A	N/A	N/A	N/A
		Prefinished Interior Dark Bronze (Painted)				Prefinished Interior Black (Painted)			
Unit No.	Length	4 9/16"	5 1/4"	6 9/16"	7 1/8"	4 9/16"	5 1/4"	6 9/16"	7 1/8"
CTR10									
CTR15	16 5/8	9145611	9145622	9145598	9145635	9145012	9145024	9145000	9145037
CTR18	20 3/16	9145619	9145631	9145607	9145644	9145021	9145033	9145009	9145046
CTR20	23 13/16	9145611	9145623	9145599	9145636	9145013	9145025	9145001	9145038
CTR24	28 1/16	9145612	9145624	9145600	9145637	9145014	9145026	9145002	9145039
CTR28	31 3/16	9145609	9145621	9145597	9145633	9145011	9145023	9144999	9145035
CTR29	33 7/16	9145613	9145625	9145601	9145638	9145015	9145027	9145003	9145040
CTR30	35 5/8	9145617	9145629	9145605	9145642	9145019	9145031	9145007	9145044
CTR34	40 7/16	9145614	9145626	9145602	9145639	9145016	9145028	9145004	9145041
CTR40	47 5/8	9145615	9145627	9145603	9145640	9145017	9145029	9145005	9145042
CTR48	56 3/16	9145616	9145628	9145604	9145641	9145018	9145030	9145006	9145043
CTR51	60 5/8	9145647	9145648	9145646	9145649	9145049	9145050	9145048	9145051
CTR52	62 1/2	9145684	9145694	9145674	9145704	9145086	9145096	9145076	9145106
CTR511	71 9/16	9145618	9145630	9145606	9145643	9145020	9145032	9145008	9145045
CTR60	71 9/16	9145618	9145630	9145606	9145643	9145020	9145032	9145008	9145045
CTR70	84 5/16	9145620	9145632	9145608	9145645	9145022	9145034	9145010	9145047

400 Series Perma-Shield® Improved/E-Z Casement Windows (1999 to Present)

Standard, Transom and Picture Windows

Frame

Extension Jamb - Transom Window Double / Head/Sill (Pair)



		Prefinished Interior White (Painted)				Vinyl Wrapped White			
Unit No.	Length	4 9/16"	5 1/4"	6 9/16"	7 1/8"	4 9/16"	5 1/4"	6 9/16"	7 1/8"
CTR218	40 7/16	1354638	1354667	1354609	1354696	N/A	N/A	N/A	N/A
CTR220	47 5/8	1354639	1354668	1354610	1354697	N/A	N/A	N/A	N/A
CTR224	56 3/16	1354640	1354669	1354611	1354698	N/A	N/A	N/A	N/A
CTR228	62 1/2	1354651	1354680	1354622	1354710	N/A	N/A	N/A	N/A
CTR230	71 9/16	1354642	1354671	1354613	1354701	N/A	N/A	N/A	N/A

		Prefinished Interior Dark Bronze (Painted)				Prefinished Interior Black (Painted)			
Unit No.	Length	4 9/16"	5 1/4"	6 9/16"	7 1/8"	4 9/16"	5 1/4"	6 9/16"	7 1/8"
CTR218	40 7/16	9145614	9145626	9145602	9145639	9145016	9145028	9145004	9145041
CTR220	47 5/8	9145615	9145627	9145603	9145640	9145017	9145029	9145005	9145042
CTR224	56 3/16	9145616	9145628	9145604	9145641	9145018	9145030	9145006	9145043
CTR228	62 1/2	9145684	9145694	9145674	9145704	9145086	9145096	9145076	9145106
CTR230	71 9/16	9145618	9145630	9145606	9145643	9145020	9145032	9145008	9145045

Extension Jamb - Transom Window Triple / Head/Sill (Pair)



		Prefinished Interior White (Painted)				Vinyl Wrapped White			
Unit No.	Length	4 9/16"	5 1/4"	6 9/16"	7 1/8"	4 9/16"	5 1/4"	6 9/16"	7 1/8"
CTR318	60 5/8	1354755	1354756	1354754	1354757	N/A	N/A	N/A	N/A
CTR320	71 9/16	1354642	1354671	1354613	1354701	N/A	N/A	N/A	N/A
CTR324	84 5/16	1354653	1354682	1354624	1354712	N/A	N/A	N/A	N/A

		Prefinished Interior Dark Bronze (Painted)				Prefinished Interior Black (Painted)			
Unit No.	Length	4 9/16"	5 1/4"	6 9/16"	7 1/8"	4 9/16"	5 1/4"	6 9/16"	7 1/8"
CTR318	60 5/8	9145647	9145648	9145646	9145649	9145016	9145028	9145004	9145041
CTR320	71 9/16	9145618	9145630	9145606	9145643	9145020	9145032	9145008	9145045
CTR324	84 5/16	9145620	9145632	9145608	9145645	9145022	9145034	9145010	9145047

Extension Jambs - Transom Window / Side (Pair)

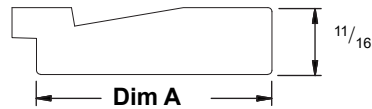
Unit No.	Length	Finish	4 9/16"	5 1/4"	6 9/16"	7 1/8"
CTR10	9 3/4	Pine	1321599	1321605	1321594	1321610
		Oak	9116847	9116855	9116863	9116871
		Maple	9116851	9116859	9116867	9116875
		White Vinyl Wrapped	N/A	N/A	N/A	N/A
		White Painted	1354632	1354661	1354603	1354690

Frame

Extension Jamb / Wood / Lineal Lengths

Extension Jamb / Wood / Lineal

Note:
Dim A does not include "tongue".



Jamb Depth	Dim A	Pine		Oak		Maple		
		96"	144"	96"	144"	96"	144"	
4"	4 9/16	1 11/16	1349832	1349834	9104036	9104034	9104035	9104033
	4 5/8	1 3/4	9104055	9104051	9104057	9104053	9104058	9104054
	4 11/16	1 13/16	9104063	9104059	9104065	9104061	9104066	9104062
	4 3/4	1 7/8	9104071	9104067	9104073	9104069	9104074	9104070
	4 13/16	1 15/16	9104079	9104075	9104081	9104077	9104082	9104078
	4 7/8	2	9104087	9104083	9104089	9104085	9104090	9104086
	4 15/16	2 1/16	9104095	9104091	9104097	9104093	9104098	9104094
5"	5	2 1/8	9104103	9104099	9104105	9104101	9104106	9104102
	5 1/16	2 3/16	9104111	9104107	9104113	9104109	9104114	9104110
	5 1/8	2 1/4	9104119	9104115	9104121	9104117	9104122	9104118
	5 3/16	2 5/16	9104127	9104123	9104129	9104125	9104130	9104126
	5 1/4	2 3/8	1350018	1350020	9104043	9104041	9104044	9104042
	5 5/16	2 7/16	9104135	9104131	9104137	9104133	9104138	9104134
	5 3/8	2 1/2	9104143	9104139	9104145	9104141	9104146	9104142
	5 7/16	2 9/16	9104151	9104147	9104153	9104149	9104154	9104150
	5 1/2	2 5/8	9104159	9104155	9104161	9104157	9104162	9104158
	5 9/16	2 11/16	9104167	9104163	9104169	9104165	9104170	9104166
	5 5/8	2 3/4	9104175	9104171	9104177	9104173	9104178	9104174
	5 11/16	2 13/16	9104183	9104179	9104185	9104181	9104186	9104182
	5 3/4	2 7/8	9104191	9104187	9104193	9104189	9104194	9104190
	5 13/16	2 15/16	9104199	9104195	9104201	9104197	9104202	9104198
5 7/8	3	9104207	9104203	9104209	9104205	9104210	9104206	
5 15/16	3 1/16	9104215	9104211	9104217	9104213	9104218	9104214	
6"	6	3 1/8	9104223	9104219	9104225	9104221	9104226	9104222
	6 1/16	3 3/16	9104231	9104227	9104233	9104229	9104234	9104230
	6 1/8	3 1/4	9104239	9104235	9104241	9104237	9104242	9104238
	6 3/16	3 5/16	9104247	9104243	9104249	9104245	9104250	9104246
	6 1/4	3 3/8	9104255	9104251	9104257	9104253	9104258	9104254
	6 5/16	3 7/16	9104263	9104259	9104265	9104261	9104266	9104262
	6 3/8	3 1/2	9104271	9104267	9104273	9104269	9104274	9104270
	6 7/16	3 9/16	9104279	9104275	9104281	9104277	9104282	9104278
	6 1/2	3 5/8	9104287	9104283	9104289	9104285	9104290	9104286
	6 9/16	3 11/16	1349932	1349934	9104038	9104040	9104037	9104039
	6 5/8	3 3/4	9104295	9104291	9104297	9104293	9104298	9104294
	6 11/16	3 13/16	9104303	9104299	9104305	9104301	9104306	9104302
	6 3/4	3 7/8	9104311	9104307	9104313	9104309	9104314	9104310
	6 13/16	3 15/16	9104319	9104315	9104321	9104317	9104322	9104318
6 7/8	4	9104327	9104323	9104329	9104325	9104330	9104326	
6 15/16	4 1/16	9104335	9104331	9104337	9104333	9104338	9104334	

400 Series Perma-Shield® Improved/E-Z Casement Windows (1999 to Present)

Standard, Transom and Picture Windows

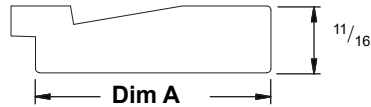
Frame

Extension Jamb / Wood / Lineal Lengths

Extension Jamb / Wood / Lineal

Note:

Dim A does not include "tongue".



Jamb Depth	Dim A	Pine		Oak		Maple		
		96"	144"	96"	144"	96"	144"	
7"	7	4 1/8	9104343	9104339	9104345	9104341	9104346	9104342
	7 1/16	4 3/16	9104351	9104347	9104353	9104349	9104354	9104350
	7 1/8	4 1/4	1349734	1349736	9104049	9104046	9104050	9104047
	7 3/16	4 5/16	9204961	9205141	9204991	9205171	9205021	9205201
	7 1/4	4 3/8	9204962	9205142	9204992	9205172	9205022	9205202
	7 5/16	4 7/16	9204963	9205143	9204993	9205173	9205023	9205203
	7 3/8	4 1/2	9204964	9205144	9204994	9205174	9205024	9205204
	7 7/16	4 9/16	9204965	9205145	9204995	9205175	9205025	9205205
	7 1/2	4 5/8	9204966	9205146	9204996	9205176	9205026	9205206
	7 9/16	4 11/16	9204967	9205147	9204997	9205177	9205027	9205207
	7 5/8	4 3/4	9204968	9205148	9204998	9205178	9205028	9205208
	7 11/16	4 13/16	9204969	9205149	9204999	9205179	9205029	9205209
	7 3/4	4 7/8	9204970	9205150	9205000	9205180	9205030	9205210
	7 13/16	4 15/16	9204971	9205151	9205001	9205181	9205031	9205211
7 7/8	5	9204972	9205152	9205002	9205182	9205032	9205212	
7 15/16	5 1/16	9204973	9205153	9205003	9205183	9205033	9205213	
8"	8	5 1/8	9204974	9205154	9205004	9205184	9205034	9205214
	8 1/16	5 3/16	9204975	9205155	9205005	9205185	9205035	9205215
	8 1/8	5 1/4	9204976	9205156	9205006	9205186	9205036	9205216
	8 3/16	5 5/16	9204977	9205157	9205007	9205187	9205037	9205217
	8 1/4	5 3/8	9204978	9205158	9205008	9205188	9205038	9205218
	8 5/16	5 7/16	9204979	9205159	9205009	9205189	9205039	9205219
	8 3/8	5 1/2	9204980	9205160	9205010	9205190	9205040	9205220
	8 7/16	5 9/16	9204981	9205161	9205011	9205191	9205041	9205221
	8 1/2	5 5/8	9204982	9205162	9205012	9205192	9205042	9205222
	8 9/16	5 11/16	9204983	9205163	9205013	9205193	9205043	9205223
	8 5/8	5 3/4	9204984	9205164	9205014	9205194	9205044	9205224
	8 11/16	5 13/16	9204985	9205165	9205015	9205195	9205045	9205225
	8 3/4	5 7/8	9204986	9205166	9205016	9205196	9205046	9205226
	8 13/16	5 15/16	9204987	9205167	9205017	9205197	9205047	9205227
8 7/8	6	9204988	9205168	9205018	9205198	9205048	9205228	
8 15/16	6 1/16	9204989	9205169	9205019	9205199	9205049	9205229	
9"	9	6 1/8	9204990	9205170	9205020	9205200	9205050	9205230

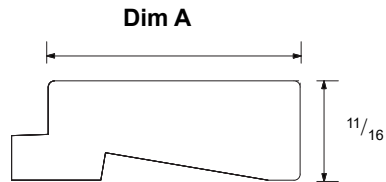
Frame

Extension Jamb / Painted / Lineal Lengths

Extension Jamb / Painted / Lineal

Note:
Dim A does not include "tongue".

Size	Dim A
4 9/16"	1 11/16
5 1/4"	2 3/8
6 9/16"	3 11/16
7 1/8"	4 1/4



Jamb Depth	Dim A	White (Painted)		Dark Bronze Painted		Black Painted		
		96"	144"	96"	144"	96"	144"	
4"	4 9/16	1 11/16	1354654	1354655	9146074	9146075	9146060	9146061
	4 5/8	1 3/4	9104056	9104052	9145304	9145303	9144706	9144705
	4 11/16	1 13/16	9104064	9104060	9145306	9145305	9144708	9144707
	4 3/4	1 7/8	9104072	9104068	9145308	9145307	9144710	9144709
	4 13/16	1 15/16	9104080	9104076	9145310	9145309	9144712	9144711
	4 7/8	2	9104088	9104084	9145312	9145311	9144714	9144713
	4 15/16	2 1/16	9104096	9104092	9145314	9145313	9144716	9144715
5"	5	2 1/8	9104104	9104100	9145316	9145315	9144718	9144717
	5 1/16	2 3/16	9104112	9104108	9145318	9145317	9144720	9144719
	5 1/8	2 1/4	9104120	9104116	9145320	9145319	9144722	9144721
	5 3/16	2 5/16	9104128	9104124	9145322	9145321	9144724	9144723
	5 1/4	2 3/8	1354683	1354684	9145299	9145300	9144701	9144702
	5 5/16	2 7/16	9104136	9104132	9145324	9145323	9144726	9144725
	5 3/8	2 1/2	9104144	9104140	9145326	9145325	9144728	9144727
	5 7/16	2 9/16	9104152	9104148	9145328	9145327	9144730	9144729
	5 1/2	2 5/8	9104160	9104156	9145330	9145329	9144732	9144731
	5 9/16	2 11/16	9104168	9104164	9145348	9145331	9144734	9144733
	5 5/8	2 3/4	9104176	9104172	9145334	9145333	9144736	9144735
	5 11/16	2 13/16	9104184	9104180	9145336	9145335	9144738	9144737
	5 3/4	2 7/8	9104192	9104188	9145338	9145337	9144740	9144739
	5 13/16	2 15/16	9104200	9104196	9145340	9145339	9144742	9144741
5 7/8	3	9104208	9104204	9145342	9145341	9144744	9144743	
5 15/16	3 1/16	9104216	9104212	9145344	9145343	9144746	9144745	
6"	6	3 1/8	9104224	9104220	9145346	9145345	9144748	9144747
	6 1/16	3 3/16	9104232	9104228	9145348	9145347	9144750	9144749
	6 1/8	3 1/4	9104240	9104236	9145350	9145349	9144752	9144751
	6 3/16	3 5/16	9104248	9104244	9145352	9145351	9144754	9144753
	6 1/4	3 3/8	9104256	9104252	9145354	9145353	9144756	9144755
	6 5/16	3 7/16	9104264	9104260	9145356	9145355	9144758	9144757
	6 3/8	3 1/2	9104272	9104268	9145358	9145357	9144760	9144759
	6 7/16	3 9/16	9104280	9104276	9145360	9145359	9144762	9144761
	6 1/2	3 5/8	9104288	9104284	9145362	9145361	9144764	9144763
	6 9/16	3 11/16	1354625	1354626	9146072	9146073	9146058	9146059
	6 5/8	3 3/4	9104296	9104292	9145364	9145363	9144766	9144765
	6 11/16	3 13/16	9104304	9104300	9145366	9145365	9144768	9144767
	6 3/4	3 7/8	9104312	9104308	9145368	9145367	9144770	9144769
	6 13/16	3 15/16	9104320	9104316	9145370	9145369	9144772	9144771
	6 7/8	4	9104328	9104324	9145372	9145371	9144774	9144773
6 15/16	4 1/16	9104336	9104332	9145374	9145373	9144776	9144775	

400 Series Perma-Shield® Improved/E-Z Casement Windows (1999 to Present)

Standard, Transom and Picture Windows

Frame

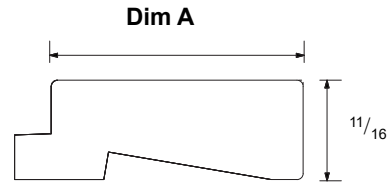
Extension Jamb / Painted / Lineal Lengths

Extension Jamb / Painted / Lineal

Note:

Dim A does not include "tongue".

Size	Dim A
4 ⁹ / ₁₆ "	1 ¹¹ / ₁₆
5 ¹ / ₄ "	2 ³ / ₈
6 ⁹ / ₁₆ "	3 ¹¹ / ₁₆
7 ¹ / ₈ "	4 ¹ / ₄



Jamb Depth	Dim A	White (Painted)		Dark Bronze Painted		Black Painted		
		96"	144"	96"	144"	96"	144"	
7"	7	4 ¹ / ₈	9104344	9104340	9145376	9145375	9144778	9144777
	7 ¹ / ₁₆	4 ³ / ₁₆	9104352	9104348	9145378	9145377	9144780	9144779
	7 ¹ / ₈	4 ¹ / ₄	1354713	1354714	9145301	9145302	9144703	9144704
	7 ³ / ₁₆	4 ⁵ / ₁₆	9205051	9205231	9205081	9205261	9205111	9205338
	7 ¹ / ₄	4 ³ / ₈	9205052	9205232	9205082	9205262	9205112	9205339
	7 ⁵ / ₁₆	4 ⁷ / ₁₆	9205053	9205233	9205083	9205263	9205113	9205340
	7 ³ / ₈	4 ¹ / ₂	9205054	9205234	9205084	9205264	9205114	9205341
	7 ⁷ / ₁₆	4 ⁹ / ₁₆	9205055	9205235	9205085	9205265	9205115	9205342
	7 ¹ / ₂	4 ⁵ / ₈	9205056	9205236	9205086	9205266	9205116	9205343
	7 ⁹ / ₁₆	4 ¹¹ / ₁₆	9205057	9205237	9205087	9205267	9205117	9205344
	7 ⁵ / ₈	4 ³ / ₄	9205058	9205238	9205088	9205268	9205118	9205345
	7 ¹¹ / ₁₆	4 ¹³ / ₁₆	9205059	9205239	9205089	9205269	9205119	9205346
	7 ³ / ₄	4 ⁷ / ₈	9205060	9205240	9205090	9205270	9205120	9205347
	7 ¹³ / ₁₆	4 ¹⁵ / ₁₆	9205061	9205241	9205091	9205271	9205121	9205348
7 ⁷ / ₈	5	9205062	9205242	9205092	9205272	9205122	9205349	
7 ¹⁵ / ₁₆	5 ¹ / ₁₆	9205063	9205243	9205093	9205273	9205123	9205350	
8"	8	5 ¹ / ₈	9205064	9205244	9205094	9205274	9205124	9205351
	8 ¹ / ₁₆	5 ³ / ₁₆	9205065	9205245	9205095	9205275	9205125	9205352
	8 ¹ / ₈	5 ¹ / ₄	9205066	9205246	9205096	9205276	9205126	9205353
	8 ³ / ₁₆	5 ⁵ / ₁₆	9205067	9205247	9205097	9205277	9205127	9205354
	8 ¹ / ₄	5 ³ / ₈	9205068	9205248	9205098	9205278	9205128	9205355
	8 ⁵ / ₁₆	5 ⁷ / ₁₆	9205069	9205249	9205099	9205279	9205129	9205356
	8 ³ / ₈	5 ¹ / ₂	9205070	9205250	9205100	9205280	9205130	9205357
	8 ⁷ / ₁₆	5 ⁹ / ₁₆	9205071	9205251	9205101	9205281	9205131	9205358
	8 ¹ / ₂	5 ⁵ / ₈	9205072	9205252	9205102	9205282	9205132	9205359
	8 ⁹ / ₁₆	5 ¹¹ / ₁₆	9205073	9205253	9205103	9205283	9205133	9205360
	8 ⁵ / ₈	5 ³ / ₄	9205074	9205254	9205104	9205284	9205134	9205361
	8 ¹¹ / ₁₆	5 ¹³ / ₁₆	9205075	9205255	9205105	9205332	9205135	9205362
	8 ³ / ₄	5 ⁷ / ₈	9205076	9205256	9205106	9205333	9205136	9205363
	8 ¹³ / ₁₆	5 ¹⁵ / ₁₆	9205077	9205257	9205107	9205334	9205137	9205364
8 ⁷ / ₈	6	9205078	9205258	9205108	9205335	9205138	9205365	
8 ¹⁵ / ₁₆	6 ¹ / ₁₆	9205079	9205259	9205109	9205336	9205139	9205366	
9"	9	6 ¹ / ₈	9205080	9205260	9205110	9205337	9205140	9205367

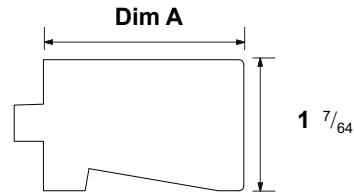
Frame

Thick Extension Jamb / Wood / Lineal Lengths

Thick Extension Jamb / Wood / Lineal

Note:
Dim A does not include "tongue".

Size	Dim A
4 9/16"	1 47/64
5 1/4"	2 25/64
6 9/16"	3 47/64
7 1/8"	4 17/64



Jamb Depth	Dim A	Pine		Oak		Maple		
		96"	144"	96"	144"	96"	144"	
4"	4 9/16	1 11/16	9040777	9040782	9040780	9040785	9040781	9040786
	4 5/8	1 3/4	9117601	9117602	9117605	9117606	9117607	9117608
	4 11/16	1 13/16	9117609	9117610	9117613	9117614	9117615	9117616
	4 3/4	1 7/8	9117617	9117618	9117621	9117622	9117623	9117624
	4 13/16	1 15/16	9117625	9117626	9117629	9117630	9117631	9117632
	4 7/8	2	9117633	9117634	9117637	9117638	9117639	9117640
5"	4 15/16	2 1/16	9117641	9117642	9117645	9117646	9117647	9117648
	5	2 1/8	9117649	9117650	9117653	9117654	9117655	9117656
	5 1/16	2 3/16	9117657	9117658	9117661	9117662	9117663	9117664
	5 1/8	2 1/4	9117665	9117666	9117669	9117670	9117671	9117672
	5 3/16	2 5/16	9117673	9117674	9117677	9117678	9117679	9117680
	5 1/4	2 3/8	9040787	9040792	9040790	9040795	9040791	9040796
	5 5/16	2 7/16	9117681	9117682	9117685	9117686	9117687	9117688
	5 3/8	2 1/2	9117689	9117690	9117693	9117694	9117695	9117696
	5 7/16	2 9/16	9117697	9117698	9117701	9117702	9117703	9117704
	5 1/2	2 5/8	9117705	9117706	9117709	9117710	9117711	9117712
	5 9/16	2 11/16	9117713	9117714	9117717	9117718	9117719	9117720
	5 5/8	2 3/4	9117721	9117722	9117725	9117726	9117727	9117728
	5 11/16	2 13/16	9117729	9117730	9117733	9117734	9117735	9117736
	5 3/4	2 7/8	9117737	9117738	9117741	9117742	9117743	9117744
6"	5 13/16	2 15/16	9117745	9117746	9117749	9117750	9117751	9117752
	5 7/8	3	9117753	9117754	9117757	9117758	9117759	9117760
	5 15/16	3 1/16	9117761	9117762	9117765	9117766	9117767	9117768
	6	3 1/8	9117769	9117770	9117773	9117774	9117775	9117776
	6 1/16	3 3/16	9117777	9117778	9117781	9117782	9117783	9117784
	6 1/8	3 1/4	9117785	9117786	9117789	9117790	9117791	9117792
	6 3/16	3 5/16	9117793	9117794	9117797	9117798	9117799	9118000
	6 1/4	3 3/8	9117801	9117802	9117805	9117806	9117807	9117808
	6 5/16	3 7/16	9117809	9117810	9117813	9117814	9117815	9117816
	6 3/8	3 1/2	9117817	9117818	9117821	9117822	9117823	9117824
	6 7/16	3 9/16	9117825	9117826	9117829	9117830	9117831	9117832
	6 1/2	3 5/8	9117833	9117834	9117837	9117838	9117839	9117840
7"	6 9/16	3 11/16	9040767	9040772	9040770	9040775	9040771	9040776
	6 5/8	3 3/4	9117841	9117842	9117845	9117846	9117847	9117848
	6 11/16	3 13/16	9117849	9117850	9117853	9117854	9117855	9117856
	6 3/4	3 7/8	9117857	9117858	9117861	9117862	9117863	9117864
	6 13/16	3 15/16	9117865	9117866	9117869	9117870	9117871	9117872
	6 7/8	4	9117873	9117874	9117877	9117878	9117879	9117880
	6 15/16	4 1/16	9117881	9117882	9117885	9117886	9117887	9117888
	7	4 1/8	9117889	9117890	9117893	9117894	9117895	9117896
	7 1/16	4 3/16	9117897	9117898	9117901	9117902	9117903	9117904
	7 1/8	4 1/4	9040797	9040802	9040800	9040805	9040801	9040806

400 Series Perma-Shield® Improved/E-Z Casement Windows (1999 to Present)

Standard, Transom and Picture Windows

Frame

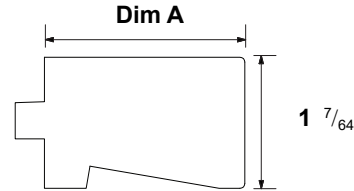
Thick Extension Jamb / Painted / Lineal Lengths

Thick Extension Jamb / Painted / Lineal

Note:

Dim A does not include "tongue".

Size	Dim A
4 9/16"	1 47/64
5 1/4"	2 25/64
6 9/16"	3 47/64
7 1/8"	4 17/64



Jamb Depth	Dim A	White (Painted)		Dark Bronze Painted		Black Painted		
		96"	144"	96"	144"	96"	144"	
4"	4 9/16	1 11/16	9040778	9040783	9146084	9146085	9146070	9146071
	4 5/8	1 3/4	9117603	9117604	9145821	9145822	9145223	9145224
	4 11/16	1 13/16	9117611	9117612	9145823	9145824	9145225	9145226
	4 3/4	1 7/8	9117619	9117620	9145825	9145826	9145227	9145228
	4 13/16	1 15/16	9117627	9117628	9145827	9145828	9145229	9145230
	4 7/8	2	9117635	9117636	9145829	9145830	9145231	9145232
	4 15/16	2 1/16	9117643	9117644	9145831	9145832	9145233	9145234
5"	5	2 1/8	9117651	9117652	9145833	9145834	9145235	9145236
	5 1/16	2 3/16	9117659	9117660	9145835	9145836	9145237	9145238
	5 1/8	2 1/4	9117667	9117668	9145837	9145838	9145239	9145240
	5 3/16	2 5/16	9117675	9117676	9145839	9145840	9145241	9145242
	5 1/4	2 3/8	9040788	9040793	9145817	9145818	9145219	9145220
	5 5/16	2 7/16	9117683	9117684	9145841	9145842	9145243	9145244
	5 3/8	2 1/2	9117691	9117692	9145843	9145844	9145245	9145246
	5 7/16	2 9/16	9117699	9117700	9145845	9145846	9145247	9145248
	5 1/2	2 5/8	9117707	9117708	9145847	9145848	9145249	9145250
	5 9/16	2 11/16	9117715	9117716	9145849	9145850	9145251	9145252
	5 5/8	2 3/4	9117723	9117724	9145851	9145852	9145253	9145254
	5 11/16	2 13/16	9117731	9117732	9145853	9145854	9145255	9145256
	5 3/4	2 7/8	9117739	9117740	9145855	9145856	9145257	9145258
	5 13/16	2 15/16	9117747	9117748	9145857	9145858	9145259	9145260
5 7/8	3	9117755	9117756	9145859	9145860	9145261	9145262	
5 15/16	3 1/16	9117763	9117764	9145861	9145862	9145263	9145264	
6"	6	3 1/8	9117771	9117772	9145863	9145864	9145265	9145266
	6 1/16	3 3/16	9117779	9117780	9145865	9145866	9145267	9145268
	6 1/8	3 1/4	9117787	9117788	9145867	9145868	9145269	9145270
	6 3/16	3 5/16	9117795	9117796	9145869	9145870	9145271	9145272
	6 1/4	3 3/8	9117803	9117804	9145871	9145872	9145273	9145274
	6 5/16	3 7/16	9117811	9117812	9145873	9145874	9145275	9145276
	6 3/8	3 1/2	9117819	9117820	9145875	9145876	9145277	9145278
	6 7/16	3 9/16	9117827	9117828	9145877	9145878	9145279	9145280
	6 1/2	3 5/8	9117835	9117836	9145879	9145880	9145281	9145282
	6 9/16	3 11/16	9040768	9040773	9146082	9146083	9146068	9146069
	6 5/8	3 3/4	9117843	9117844	9145881	9145882	9145283	9145284
	6 11/16	3 13/16	9117851	9117852	9145883	9145884	9145285	9145286
	6 3/4	3 7/8	9117859	9117860	9145885	9145886	9145287	9146069
	6 13/16	3 15/16	9117867	9117868	9145887	9145888	9145289	9145290
	6 7/8	4	9117875	9117876	9145889	9145890	9145291	9145292
6 15/16	4 1/16	9117883	9117884	9145891	9145892	9145293	9145294	
7"	7	4 1/8	9117891	9117892	9145893	9145894	9145295	9145296
	7 1/16	4 3/16	9117899	9117900	9145895	9145896	9145297	9145298
	7 1/8	4 1/4	9040798	9040803	9145819	9145820	9145221	9145222

Frame

Drywall Return Bead / Lineal Lengths

Return Bead - Drywall / Wide Lineal

		Unit No.	Length	Pine	Vinyl Wrapped White	Dark Bronze Painted	Black Painted
		96"	96"	9055652	0701648	9146077	9146063
		144"	144"	9055651	0701647	9146076	9146062

Return Bead - Drywall / Narrow Lineal

		Unit No.	Pine	Vinyl Wrapped White	Dark Bronze Painted	Black Painted
		96"	9075145	0702201	9146078	9146064
		144"	9075146	0702202	9146079	9146065


Auxiliary Extension Jamb / Wood / Lineal Lengths

Extension Jamb - Auxiliary/Lineal

Note:

For use with flexiframe units when a flexiframe unit is installed in its own opening above a casement unit.

Jamb Depth	Dim A
4 9/16"	1 55/64
5 1/4"	2 33/64
6 9/16"	3 55/64
7 1/8"	4 25/64



Finish	4'				6'			
	4 9/16"	5 1/4"	6 9/16"	7 1/8"	4 9/16"	5 1/4"	6 9/16"	7 1/8"
Natural Wood Pine	1354472	1354474	1354476	1354478	1354473	1354475	1354477	1354479

400 Series Perma-Shield® Improved/E-Z Casement Windows (1999 to Present)

Standard, Transom and Picture Windows

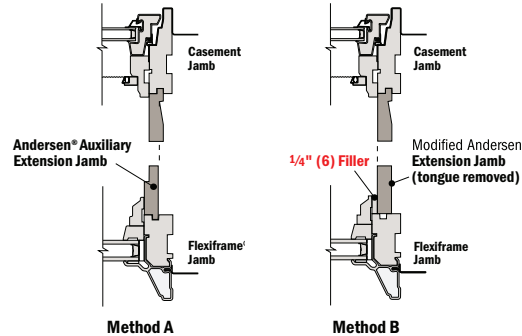
Frame

Trim Piece / Filler

Extension Jamb Alignment

For these joined 400 Series window combinations only:

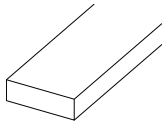
- Arch, Springline™ or Flexiframe over Casement
- Arch, Springline or Flexiframe alongside Awning



Method A: Individually Framed – Use optional Andersen auxiliary extension jambs for individual picture frame trimming.

Method B: Perimeter Framed – For continuous perimeter trimming, remove extension jamb tongue and use 1/4" (6) - thick filler between Arch, Springline or Flexiframe trim stop and extension jamb.

Trim - Mull Alignment



Note:
Use mull alignment trim with extension jambs when mulling Casement windows to Flexiframe windows.

Qty	Size	Natural Wood	White	Dark Bronze	Black
1	1/4 x 7/8 x 48	1348721	9055409		
20	9/32 x 1 7/64 x 96	2340623	2340625		
20	9/32 x 1 7/64 x 144	2340624	2340626		

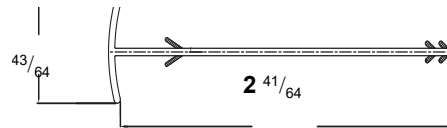
Joining Components

Narrow Mullion

Perma-Shield® Improved/E-Z Casement Narrow Mullion

1. [Joining Strip](#)
2. [Outside Vinyl Trim Strip](#)
3. [Inside Casing](#)
4. [Gusset Plates](#)
5. [Head Flashing](#) (Not shown)
6. [Flange Gasket](#)

Exterior Trim Strip - Narrow Mullion / 3/4" Vinyl Ref. No 2



Unit No.	Dimensions	White	Terratone	Sandtone	Forest Green	Canvas	Dark Bronze	Black
CR1	16 ¹⁵ / ₁₆	1506814	2106814	0638504	0514099	9033598	9073198	9129229
CN1	20 ⁷ / ₁₆	1506816	2106816	0638502	0514101	9033597	9073197	9129228
C1/C2	24 ¹ / ₁₆	1506820	2106820	0607202	0514102	9033590	9073191	9129222
CW1/AW1	28 ⁵ / ₁₆	1506822	2106822	0638506	0514103	9033588	9073189	9129220
CX1	31 ⁷ / ₁₆	1348009	1448013	0607205	0514112	9033603	9073201	9129232
C3/CXW1	35 ⁷ / ₈	1348008	1448008	0607204	0514093	9033591	9073192	9129223
C35	40 ³ / ₄	1348010	1448010	0607206	0514094	9033592	9073193	9129224
C4/CP2	47 ¹⁵ / ₁₆	1348012	1448012	0607208	0514095	9033593	9073194	9129225
C45	52 ³ / ₄	1348014	1448014	0607210	0514096	9033586	9073187	9129218
CW2	56 ⁷ / ₁₆	8202222	8202223	8202224	3273370	9033589	9073190	9129221
C5	59 ¹³ / ₁₆	1348016	1448016	0607212	0514097	9033594	9073195	9129226
C55	64 ³ / ₄	1348018	1448018	0607214	0514098	9033587	9073188	9129219
C6/CP3	71 ¹³ / ₁₆	1506824	2106824	0607216	0514104	9033595	9073863	9129251
CW3	84 ⁹ / ₁₆	1348015	1448019	0607218	0514124	9033605	9073203	9129234
CX2	62 ¹¹ / ₁₆	1348011	1448015	0607207	0514113	9033604	9073202	9129233
CXW2	71 ⁹ / ₁₆	1348013	1448017	0607217	0514123	9033606	9073204	9129235
144 inch	144	1348520	1448520	0607234	0514105	9033596	9073196	9129227

400 Series Perma-Shield® Improved/E-Z Casement Windows (1999 to Present)

Standard, Transom and Picture Windows

Joining Components

Inside Casing - Mull / Natural Wood Ref. No 3 page 160										
Note: See drawing 30055 and iQ+ for additional Unit No./Size descriptions.										
Unit No.	Length	Awning/ Casement			Casement/ Flexiframe			Flexiframe/ Flexiframe		
		2 3/8"			2 5/8"			2 7/8"		
		Pine	Oak	Maple	Pine	Oak	Maple	Pine	Oak	Maple
CR	14 23/32	1507632	9183665	9183662	8154121	9183666	9183663	1507604	9183667	9183664
CN	18 7/32	1507631	9183671	9183668	8154122	9183672	9183669	1507606	9183673	9183670
C2	21 27/32	1349006	1386902	9183674	1506920		9183675	1507608	9183677	9183676
C25	26 3/32	1389520	1386516	9183678	1386804	1387004	9183679	1507620	9183681	9183680
CX1	29 7/32	1349009	9183685	9183682	9055410	9183686	9183683	1583507	9183687	9183684
C3	33 21/32	1349008	1389518	9183688	1349030	1389522	9183689	1349037	9183691	9183690
C35	38 17/32	1349010	9183696	9183693	1349031	9183697	9183694	1349038	9183692	9183695
C4	45 23/32	1349012	1386906	9183700	1349032	1387006	9183701	1349039	9183699	9183698
C45	50 17/32	1349014	9183707	9183704	1349033	9183708	9183705	1349040	9183709	9183706
CW2	54 7/32	1349007	9183711	9183707	1386808	1383708	9183710			
C5	57 19/32	1349016	9183715	9183712	1349034	9183716	9183713	1349041	9183717	9183714
CX2	60 15/32	1349011	9183721	9183718	9055411	9183722	9183719	9055412	9183723	9183720
C55	62 17/32	1349018	9183727	9183724	1349035	9183728	9183725	1349042	9183729	9183726
CXW2	69 11/32	1349013	9183731	9183730					9183735	9183734
C6	69 19/32	1349020	1386908	9183732	1349036	1387010	9183733	1349043	9183737	9183739
CW3	82 11/32	1349015	9183743	9183742						
96 inch	96	1349022	9183749	9183746	1386812	9183750	9183747	1507622	9183751	9183748
144 inch	144	1349024	9183755	9183752	1386814	9183756	9183753	1507624	9183757	9183754

Joining Components

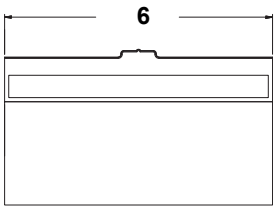
Inside Casing - Mull / Painted White Ref. No 3 page 160						
Note: Replaces all previous versions. See drawing 30055, 40028, 27251 and iQ+ for additional Unit No./Size descriptions.						
Unit No.	Dimensions	Awning/ Casement			Casement/ Flexiframe	Flexiframe/ Flexiframe
		2 3/8"			2 5/8"	2 7/8"
		White	Black	Dark Bronze	White	White
CR	14 23/32	1354737			9055413	By description
CN	18 7/32	1354736			9055414	By description
C2	21 27/32	1354734			1354722	1507635
C25	26 3/32	1389528			1389529	By description
CX1	29 7/32	1349071			9055415	9055416
C3	33 21/32	1349070			1354723	1354728
C35	38 17/32	1349061			1349047	1349054
C4	45 23/32	1349062	9199487		1349048	1349055
C45	50 17/32	1349068	9199490		1354724	1354729
C5	57 19/32	1349063	9199488		1349050	1349057
CX2	60 15/32	1349072			9055417	9055418
C55	62 17/32	1349066	9199489		1354725	1354730
C6	69 19/32	1349064	9178318	9178319	1349052	1349059
96 inch	96	1354733	9146117		1354726	1349060
144 inch	144	1354732			1354727	1354731

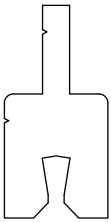
Flange Gasket - Mull Ref. No 6 page 160		
	Note: Used over flange.	Order No.
		9122508

400 Series Perma-Shield® Improved/E-Z Casement Windows (1999 to Present)

Standard, Transom and Picture Windows

Joining Components

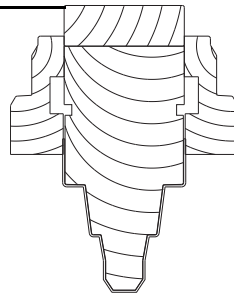
Head Flashing - Narrow Mullion			
	Width	Color	Order No.
	6 in	White	1356008
		Terratone	1456008
		Sandtone	0608402
		Forest Green	0514129
		Canvas	9033568
		Dark Bronze	9073185
		Black	9127235
Gusset Plate - Narrow Mullion / Head and Sill Ref. No. 4 page 160			Order No.
			1359508

Joining Strip - Narrow Mullion (2 Piece) Ref. No. 1 page 160						
	Unit No.	Length	Order No.	Unit No.	Length	Order No.
	CR1	8 ⁵ / ₈	1506414	C2/CTC2/C4	24 ¹ / ₈	1347012
	CN1	10 ³ / ₈	1506416	C45	26 ¹⁷ / ₃₂	1347014
	C1/C2	12 ³ / ₁₆	1506420	CW2	28 ³ / ₈	1347015
	CW1/CTCW1	14 ⁵ / ₁₆	1506422	C5	30 ¹ / ₁₆	1347016
	CX1	15 ⁷ / ₈	1347011	CX2	31 ¹ / ₂	1347013
	CR2	17	1347009	C55	32 ¹⁷ / ₃₂	1347018
	CXW1/ CTCXW1/C3	18 ¹ / ₈	1347008	C3/CTC3/C6	36 ¹ / ₁₆	1506424
	CN2/C35	20 ⁹ / ₁₆	1347010			

Joining Components

Factory Mullion

Factory Mullion
Inside Casing 2" Face



Perma-Shield® Improved/E-Z Casement Factory Mullion

Interior Casing - Factory Mullion / 2"

Unit No.	Dimensions	Natural Wood	White	Terratone	Sandtone	Forest Green	Canvas	Dark Bronze	Black
CTR10	9 ²³ / ₃₂	1396518	1396514	9142479	9142462	9142445	9142411	9142428	9142394
C2	21 ²⁷ / ₃₂	1389506	1389525	9142480	9142463	9142446	9142412	9142429	9142395
C25	26 ³ / ₃₂	1389508	1389526	9142481	9142464	9142447	9142413	9142430	9142396
C3	33 ²¹ / ₃₂	1389510	1389527	9142482	9142465	9142448	9142414	9142431	9142397
C35	38 ¹⁷ / ₃₂	8025502	1396505	9142483	9142466	9142449	9142415	9142432	9142398
C4	45 ²³ / ₃₂	8055402	1396506	9142484	9142467	9142450	9142416	9142433	9142399
C45	50 ¹⁷ / ₃₂	8025504	1396507	9142485	9142468	9142451	9142417	9142434	9142400
C5	57 ¹⁹ / ₃₂	8025505	1396508	9142486	9142469	9142452	9142418	9142435	9142401
C55	62 ¹⁷ / ₃₂	8025506	1396509	9142487	9142470	9142453	9142419	9142436	9142402
C6	69 ¹⁹ / ₃₂	8202305	9142121	9142488	9142471	9142454	9142420	9142437	9142403

Interior Casing - Factory Mullion / 2 3/8"

Unit No.	Dimensions	Pine	Oak	Maple	Prefinished Interior White
CX1	29 ⁷ / ₃₂	1349009	9183685	9183682	1349071
CX2	60 ¹⁵ / ₃₂	1349011	9183721	9183718	1349072
CXW2	69 ¹¹ / ₃₂	1349013	9183731	9183730	1349073
CW3	82 ¹¹ / ₃₂	1349015	9183743	9183742	1349074

400 Series Perma-Shield® Improved/E-Z Casement Windows (1999 to Present)

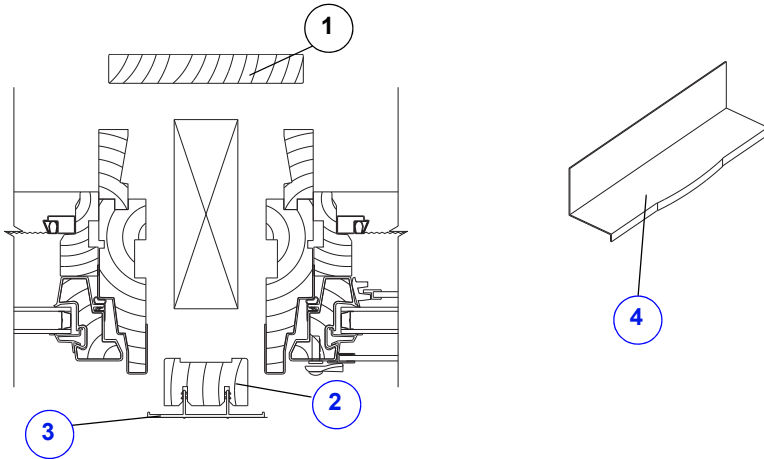
Standard, Transom and Picture Windows

Joining Components

Support Mullion

1. Interior Casing*
2. [Support Mullion Filler](#)
3. [Exterior Vinyl Trim Strip](#)
4. [Exterior Head Flashing](#)

*Supplied by others



Perma-Shield® Improved/E-Z Casement Support Mullion

Joining Kit - Support Mullion

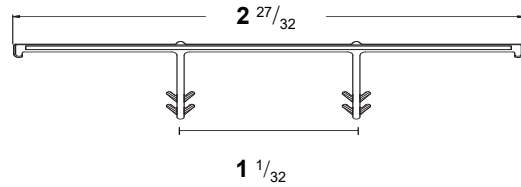
Kit Includes:

Support mullion filler strip, support mullion trim strip

Unit No.	White	Terratone	Sandtone	Forest Green	Canvas	Dark Bronze	Black
C3	1348708	1448708	0607404	0518001	9033877	9077038	9129429
C35	1348710	1448712	0607406	0518002	9033878	9077039	9129430
C4	1348712	1448716	0607408	0518003	9033879	9077040	9129431
C45	1348714	1448718	0607410	0518004	9033880	9077041	9129432
C5	1348716	1448720	0607412	0518005	9033881	9077042	9129433
C55	1348718	1448722	0607414	0518006	9033882	9077043	9129434
C6	1348720	1448724	0607416	0518007	9033883	9077044	9129435

Joining Components

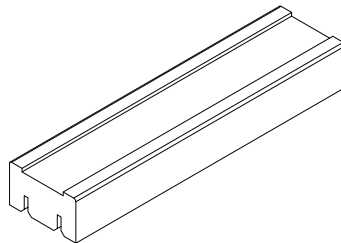
Exterior Trim Strip - Support Mullion Ref. No 3 [page 165](#)



Note:
Replaces vintage trim strips.

Unit No.	Length	White	Terratone	Sandtone	Forest Green	Canvas	Dark Bronze	Black
CR1/AR1	16 ¹⁵ / ₁₆	8045518	8045519	8045520	By description	9069348	9074051	9129261
CN1/AN1	20 ⁷ / ₁₆	8045515	8045516	8045517	By description	9033609	9073205	9129236
C1/A1	24 ¹ / ₁₆	By description	By description	0611002	By description	9033610	9073206	9129237
CW1/AW1	28 ⁵ / ₁₆	8015506	By description	By description	3273369	9069349	9074052	9129262
C2	47 ¹⁵ / ₁₆	8015503	8015504	By description	By description	By description	By description	By description
C25	28 ⁵ / ₁₆	8015506	8015507	8015508	3273369	By description	By description	By description
C3	35 ⁷ / ₈	8015509	1449008	0611004	0514107	9033611	9073207	9129238
C35	40 ³ / ₄	8015510	1449012	0611006	0514108	9033612	9073208	9129239
C4	47 ¹⁵ / ₁₆	8015511	1449016	0611008	0514109	9033613	9073209	9129240
C45	52 ³ / ₄	8015512	8015513	0611010	3273385	9033614	9073210	9129241
C5	59 ¹³ / ₁₆	8015514	1449020	0611012	0514110	9033615	9073211	9129242
C55	64 ³ / ₄	8015515	8015516	0611014	3273387	9033616	9073212	9129243
C6	71 ¹³ / ₁₆	8015517	1449024	0611016	0514111	9069347	9074050	9129260
144 in	144	1348620	1448620	0611034	0514106	9033617	9073213	9129244

Filler -Support Mullion Ref. No 2 [page 165](#)



Unit No.	Dimensions	Order No.	Unit No.	Dimensions	Order No.
C2	1 ¹⁵ / ₁₆ x 1 ¹ / ₈ x 24	8015601	C45	1 ¹⁵ / ₁₆ x 1 ¹ / ₈ x 52 ¹¹ / ₁₆	8015606
C25	1 ¹⁵ / ₁₆ x 1 ¹ / ₈ x 28 ¹ / ₄	8015602	C5	1 ¹⁵ / ₁₆ x 1 ¹ / ₈ x 59 ³ / ₄	8015607
C3	1 ¹⁵ / ₁₆ x 1 ¹ / ₈ x 35 ¹³ / ₁₆	8015603	C55	1 ¹⁵ / ₁₆ x 1 ¹ / ₈ x 64 ¹¹ / ₁₆	8015608
C35	1 ¹⁵ / ₁₆ x 1 ¹ / ₈ x 40 ¹¹ / ₁₆	8015604	C6	1 ¹⁵ / ₁₆ x 1 ¹ / ₈ x 71 ³ / ₄	8015609
C4	1 ¹⁵ / ₁₆ x 1 ¹ / ₈ x 47 ⁷ / ₈	8015605	72 in	1 ¹⁵ / ₁₆ x 1 ¹ / ₈ x 72	1348812

400 Series Perma-Shield® Improved/E-Z Casement Windows (1999 to Present)

Standard, Transom and Picture Windows

Joining Components

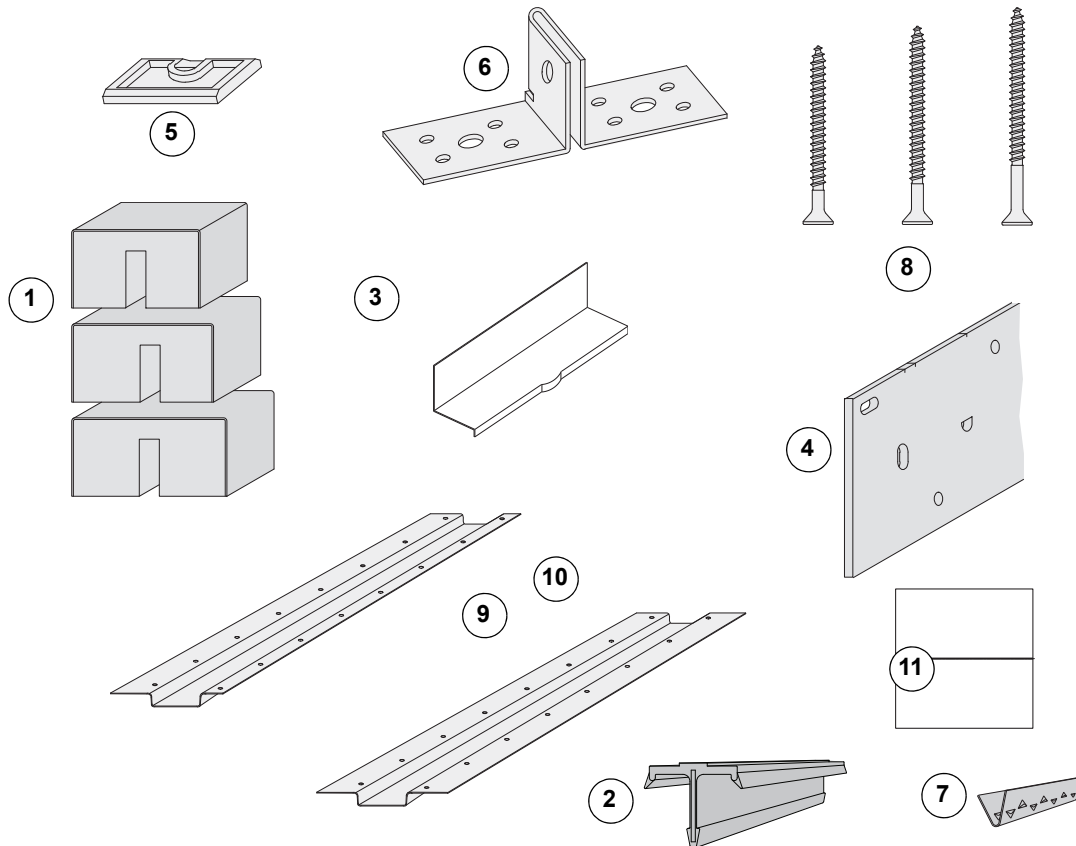
Exterior Flashing - Support Mullion Ref. No. 4 page 165			
	Width	Color	Order No.
	6"	White	1356012
		Terratone	1456012
		Sandtone	0608404
		Forest Green	0514130
		Canvas	9033569
		Dark Bronze	9073186
		Black	9127238

Joining Components

Reinforced Mull Joining Components - Steel

Notes:

See [Joining Guide 0005172](#).



**Steel Reinforced Narrow Mullion
for Casement, Awning, Specialty, and Circle Top™ Windows**

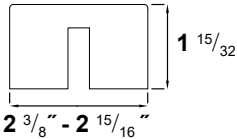
IMPORTANCE OF PROPER SELECTION:


It is essential that you select the proper joining members for Andersen windows. Andersen strongly recommends consultation with an experienced structural engineer, contractor, architect or your local Andersen window supplier prior to the installation of any Andersen product. Installation of Andersen products is the sole responsibility of the architect, building owner, contractor, and/or consumer, and Andersen has no responsibility in this regard. For more information about joining materials, please see the Andersen Residential Product Guide, the Andersen Commercial Catalog, or the Andersen Architectural Detail File.

400 Series Perma-Shield® Improved/E-Z Casement Windows (1999 to Present)

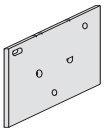
Standard, Transom and Picture Windows

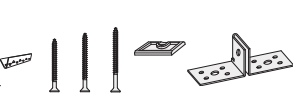
Joining Components

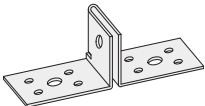
Inside Casing Ref. No. 1 page 168					
	Species/Color	When used	Csmt to Csmt	Csmt to Flexi	Flexi to Flexi
		Length	2 3/8"	2 5/8"	2 15/16"
	Pine	96 in	2340602	2340606	2340614
	White		2340617	2340619	2340621
	Dark Bronze		9183804	9183806	9183841
	Black		9183838	9183840	9183807
	Pine	144 in	2340604	2340608	2340616
	White		2340618	2340620	2340622
Dark Bronze	9183837		9183839	9183808	
Black	9183803	9183805	9183842		

Exterior Trim Strip - Reinforced Mullion Ref. No. 2 page 168								
	Length	White	Terratone	Sandtone	Forest Green	Canvas	Dark Bronze	Black
	96 in	2340504	2340508	2340512	2340528	9043184	9074013	9129253
	150 in	2340502	2340506	2340510	2340526	9043183	9074012	9129252

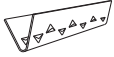




Exterior Narrow Mull Flashing Ref. No. 3 page 168								
Length	White	Terratone	Sandtone	Forest Green	Canvas	Dark Bronze	Black	
6 in	1356008	1456008	0608402	0514129	9033568	9073185	9127237	

Joining Strip - Steel Reinforced Mullion Ref. No. 4 page 168			
	Unit Size	Order No.	
	96 1/4 in	2340406	
	114 in	2340408	
	150 in	2340410	

End Bracket Kit - Steel Reinforced Mullion / PSC/A/CT/FF Ref. No. 5 to 8 page 168		
	Includes: Instruction Sheet, trim strip clips, screw packages RMA1, RMB1, RMC1, location blocks and 2 - end brackets.	Order No. 2340414

End Bracket - Steel Reinforced Mullion Ref. No. 6 page 168	
	Order No. 2340424

Joining Components

Clip - Trim Strip / Reinforced Mullion Ref. No. 7 page 168		
Note: 96" trim strip uses 14 clips. 150" trim strip uses 21 clips.		
		Qty
		1
		Order No. 2340423
Gusset Plate Kit - Steel Reinforced Mullion / ET Ref. No. 11, 5, and 7 page 168		
	Includes: Gussets, location locks and screw packages: RMA-2, RMB-2, RMC-2.	Order No. 2340416
Gusset Plate - Metal / PS/FF Ref. No. 9 page 168		
		Order No. 2250208
Gusset Plate - Head and Sill Ref. No. 10 page 168		
		Order No. 1359508
Gusset Plate - CTC/CTN/ET/DH		
		Order No. 1359510
Flange Gasket - Mull Ref. No 11 page 168		
	Note: Used over flange.	Order No. 9122508

400 Series Perma-Shield® Improved/E-Z Casement Windows (1999 to Present)

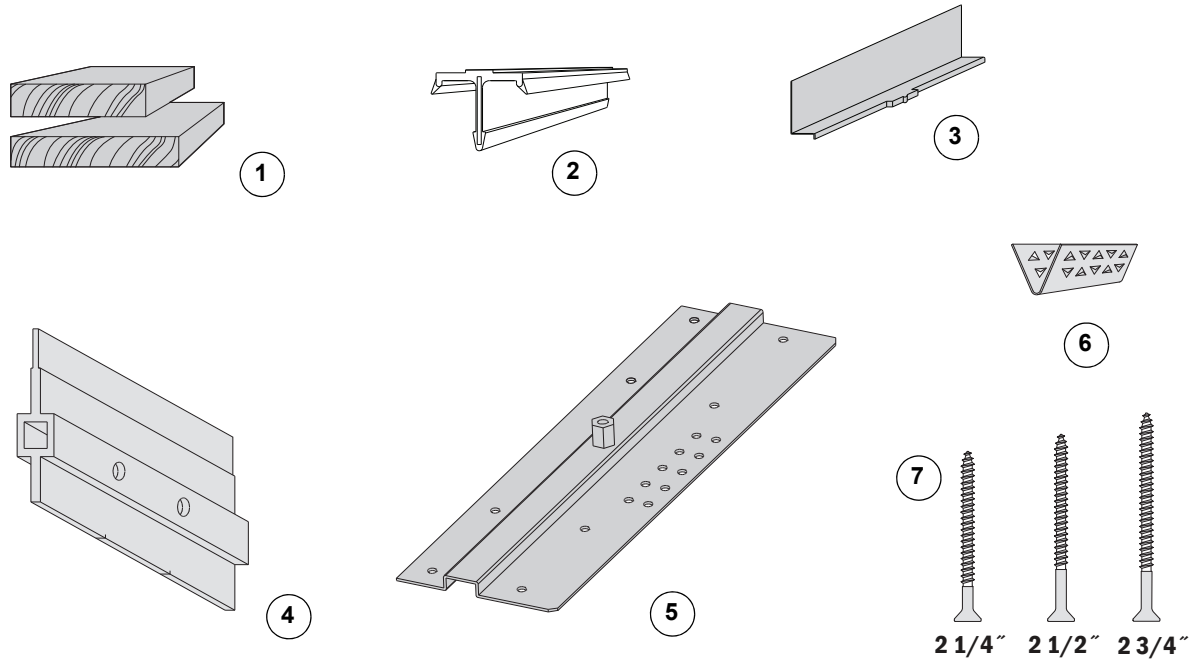
Standard, Transom and Picture Windows

Joining Components

Reinforced Mull Joining Components - Aluminum

Notes:

See [Joining Guide 0005165](#).



**Aluminum Reinforced Narrow Mullion
for Casement, Awning, Specialty, and Circle Top™ Windows**

Inside Casing - Aluminum Reinforced Mullion Ref. No. 1

	Length	2 3/8"	2 5/8"	2 7/8"
		Casement to Casement	Casement to Flexiframe	Flexiframe to Flexiframe
96 in		1349022	1386812	1507622
144 in		1349024	1386814	1507624

Exterior Trim Strip - Reinforced Mullion Ref. No. 2

Note:

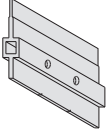
See [Sealant](#).

Unit Size	White	Terratone	Sandtone	Forest Green	Canvas	Dark Bronze	Black
96 in	2340504	2340508	2340512	2340528	9043184	9074013	9129253
150 in	2340502	2340506	2340510	2340526	9043183	9074012	9129252

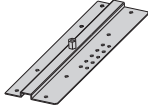
Exterior Flashing Ref. No. 3

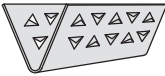
Length	White	Terratone	Sandtone	Forest Green	Canvas	Dark Bronze	Black
6 in	1356008	1456008	0608402	0514129	9033568	9073185	9127237

Joining Components

Joining Strip - Reinforced Mullion Ref. No. 4		
		Unit Size
		72 3/32 in
		92 in
		Order No.
		2340402
		2340404

End Plate Kit - Reinforced Mullion / PSC/A/CT/FF Ref. No. 5, 6, and 7 page 171		
	Includes: End plates, trim strip clip, and screws	Order No.
		2340412

End Plate - Reinforced Mullion Ref. No. 5 page 171		
		Order No.
		2340422

Trim Clip - Reinforced Mullion Ref. No. 6 page 171		
Note: 96" trim strip uses 14 clips. 150" trim strip uses 21 clips.		
		Order No.
		2340423

400 Series Perma-Shield® Improved/E-Z Casement Windows (1999 to Present)

Standard, Transom and Picture Windows

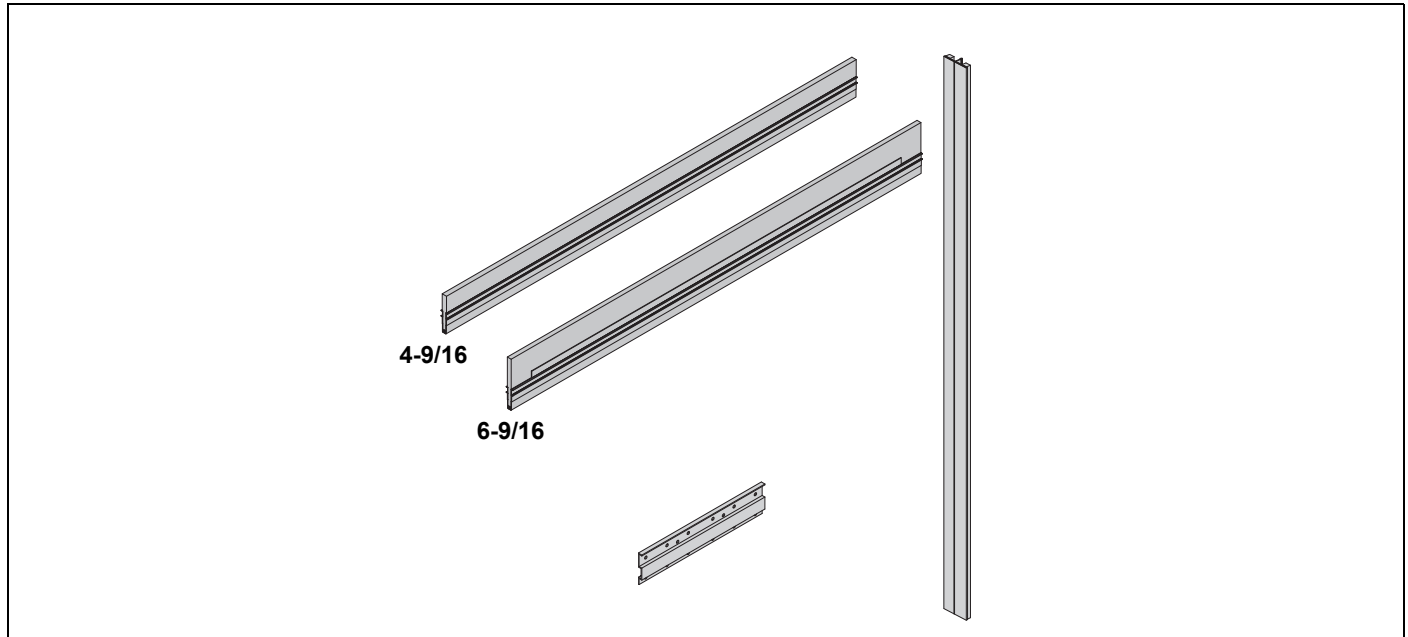
Joining Components

Reinforced Mull Joining Components - LVL

Joining Kit Graphic

Notes:

See [Joining Guide 0005381](#)



Joining Kit - 3/4" LVL / One-Way / 4 9/16" Wall

Kit Includes:

- (2) Gusset plates
- (1) 3/4" LVL joining strip 4-9/16" Wall
- (4) Foam void filler
- (1) Exterior trim strip
- (4) #10-12 x 3" screws
- (28) #8-15 x 3" screws
- (3) #8-18 x 1-3/4" screws
- (12) #10 x 2-1/2" screws

Unit No	Length	White	Terratone	Sandtone	Forest Green	Canvas	Dark Bronze	Black
PSCA60	6'	1320953	1439603	0614203	0519303	9076738	9076970	9129361
PSCA80	8'	1320917	1439607	0614207	0519307	9076742	9076974	9129365

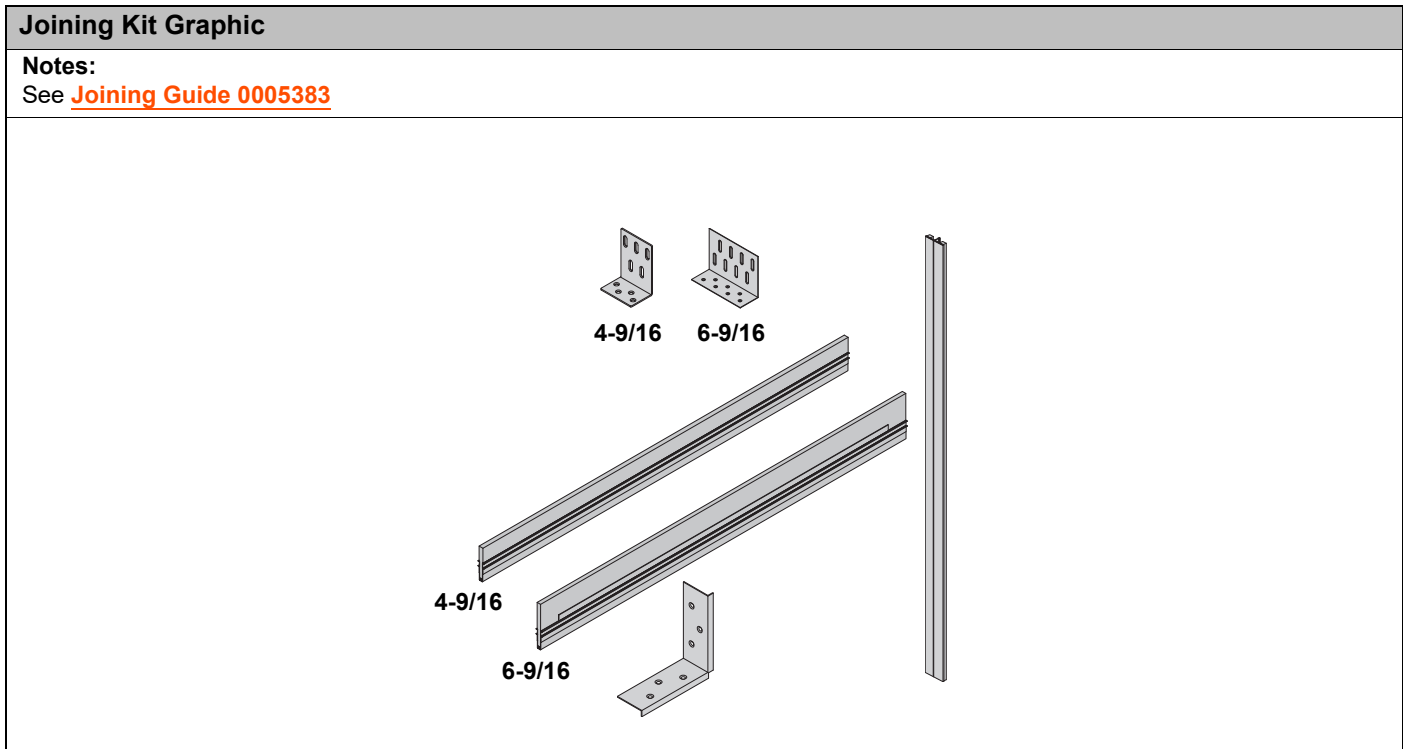
Joining Kit - LVL / One-Way / 6 9/16" Wall

Note:

Kit contains the same parts as above but includes the wider 3/4" LVL joining strip 6-9/16" Wall.

Unit No	Length	White	Terratone	Sandtone	Forest Green	Canvas	Dark Bronze	Black
PSCA60	6'	1320920	1439610	0614210	0519310	9076745	9076977	9129368
PSCA80	8'	1320921	1439611	0614211	0519311	9076746	9076978	9129369

Joining Components



Joining Kit - 3/4" LVL / Two-Way / 6 9/16" Wall

Kit Includes:

(2) 3/4" Joining brackets 6-9/16" Wall	(4) #10-12 x 3" screws
(1) 3/4" LVL joining strip 6-9/16" Wall	(14) #8-15 x 3" screws
(4) Foam void filler	(16) #8 x 3/4" bracket screws
(1) Exterior trim strip	(8) #8-18 x 1-3/8" screws
(2) Intersection brackets	(18) #10 x 2-1/2" screws

Unit No	Length	White	Terratone	Sandtone	Forest Green	Canvas	Dark Bronze	Black
PSCA60	6'	1320954	1439604	0614204	0519304	9076739	9076971	9129362
PSCA80	8'	1320955	1439605	0614205	0519305	9076740	9076972	9129363
PSCA100	10'	1320956	1439606	0614206	0519306	9076741	9076973	9129364

Joining Kit - LVL / Two-Way / 4 9/16" Wall

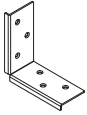
Note:
Kit contains the same parts as above but includes:
(2) 3/4" Joining brackets 4-9/16" Wall and (1) 3/4" LVL joining strip 4-9/16" Wall.

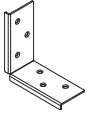
Unit No	Length	White	Terratone	Sandtone	Forest Green	Canvas	Dark Bronze	Black
PSCA60	6'	1320918	1439608	0614208	0519308	9076743	9076975	9129366

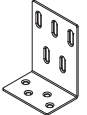
400 Series Perma-Shield® Improved/E-Z Casement Windows (1999 to Present)

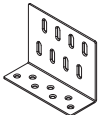
Standard, Transom and Picture Windows

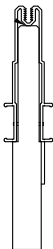
Joining Components

Intersection Bracket - 3/4" 4-9/16 LVL		
	Note: Used in both 4-9/16" & 6-9/16" kits	Order No.
		1601635

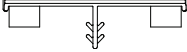
L Bracket - 3/4" 7-9/16 LVL		
	Note: Structural bracket	Order No.
		2573481

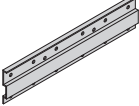
Load Transfer Bracket - 3/4" LVL / 4 9/16" Wall		
		Order No.
		1601636

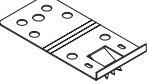
Load Transfer Bracket - 3/4" LVL / 6 9/16" Wall		
		Order No.
		1600202

Joining Strip - 3/4" LVL / 4 9/16" Wall		
		Order No.
		1302199

Joining Components

Trim Strip - Exterior - 3/4" LVL								
								
Unit No	Length	White	Terratone	Sandtone	Forest Green	Canvas	Dark Bronze	Black
PSCA60	71 7/8	1300075	1400592	0600197	0501029	9033564	9073862	9129250
PSCA80	96	1300076	1400593	0600198	0501030	9033565	9073182	9129216
PSCA100	120	1300077	1400594	0600199	0501031	9033566	9073183	9129217

Joining Strip - 3/4" LVL / 6 9/16" Wall		
	Unit No.	Order No.
	C20	1300088
	C96	1300087
Gusset Plate - 18" Reinforced		
	Order No.	
		1600199

Installation Clip Kit with Screws		
	Kit Includes: (10) Jamb clips (20) Clip screws	Order No.
		1376706

400 Series Perma-Shield® Improved/E-Z Casement Windows (1999 to Present)

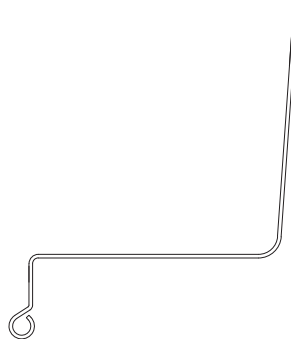
Standard, Transom and Picture Windows

Joining Components

Universal Drip Cap - Continuous

Note:

Use on side-by-side or vertical joins mullled at the factory or distributor. Consists of 24 gauge aluminum material.



	72"			120"			151 1/2"	
	Package Quantity			Package Quantity			Package Quantity	
	1	10	40	1	10	40	1	10
White	2222525	2222526	2222527	2222546	2222547	2222548	2222555	2222556
Terratone	2222528	2222529	N/A	2222549	2222550	N/A	2222557	2222558
Sandtone	2222530	2222531	N/A	2222551	2222552	N/A	2222559	2222560
Forest Green	2222532	2222533	N/A	2222553	2222554	N/A	2222561	2222562
Canvas	9003116	9003117	N/A	9003126	9003127	N/A	9003130	9003131
Dark Bronze	9020502	9020503	N/A	9020504	9020505	N/A	9020506	9020507
Black	9003561	9003562		9003569	9003570	N/A	9003577	9003578

Art Glass Components

Trim Stops - Standard, Picture and Transom Windows / Art Glass (1995 - Present)

Note:

Information about ordering replacement art glass panels can be found in the Art Glass section of the catalog. Handed stops are determined by location as viewed from exterior.

Trim Stop - Standard Window / Art Glass / Venting / Head

	Unit No.	Length	Order No.
	AG CR	12 ⁷ / ₈	2370426
	AG CN	16 ³ / ₈	2370425
	AG C	20	2370424
	AG CW	24 ¹ / ₄	2370423
	AG CX	27 ³ / ₈	2370529
	AG CXW	31 ¹³ / ₁₆	2370422
	AG CP35	36 ⁵ / ₈	2370421
	AG CP2	43 ⁷ / ₈	2370420
AG CP3	67 ³ / ₄	2370418	

Trim Stop - Standard Window / Art Glass / Venting / Sill

	Unit No.	Length	Order No.
	AG CR	12 ⁷ / ₈	2370431
	AG CN	16 ³ / ₈	2370430
	AG C	20	2370429
	AG CW	24 ¹ / ₄	2370428
	AG CX	27 ³ / ₈	2370527
AG CXW	31 ¹³ / ₁₆	2370427	

Trim Stop - Standard Window / Art Glass / Venting / Side

Note:

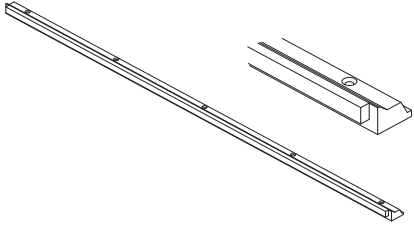
Handing determined by location as viewed from exterior.


	Unit No.	Length	Order No.	
			Left	Right
	AG C2	18 ⁶³ / ₆₄	2370449	2370458
	AG C25	23 ¹⁵ / ₆₄	2370448	2370457
	AG C3	30 ⁵¹ / ₆₄	2370447	2370456
	AG C35	35 ⁴³ / ₆₄	2370446	2370455
	AG C4	42 ⁵⁵ / ₆₄	2370445	2370454
	AG C45	47 ⁴³ / ₆₄	2370444	2370453
	AG C5	54 ⁴⁷ / ₆₄	2370443	2370452
AG C55	59 ⁴³ / ₆₄	2370442	2370451	
AG C6	66 ⁴⁷ / ₆₄	2370441	2370450	

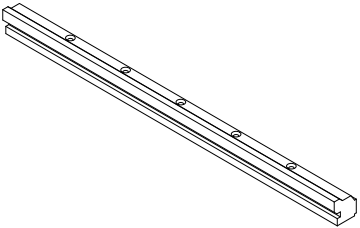
400 Series Perma-Shield® Improved/E-Z Casement Windows (1999 to Present)

Standard, Transom and Picture Windows

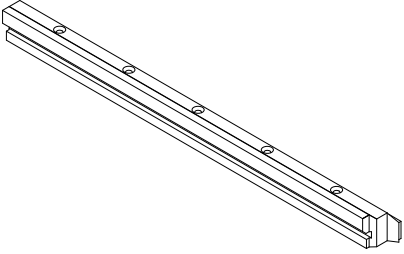
Art Glass Components

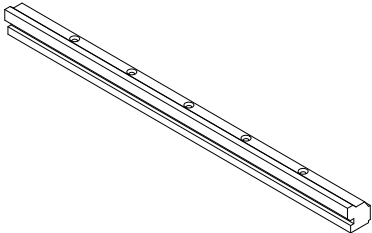
Trim Stop - Standard Window / Art Glass / Stationary / Head and Sill			
	Unit No.	Length	Order No.
	AG CR	12 ⁷ / ₈	2370426
	AG CN	16 ³ / ₈	2370425
	AG C	20	2370424
	AG CW	24 ¹ / ₄	2370423
	AG CX	27 ³ / ₈	2370529
	AG CXW	31 ¹³ / ₁₆	2370422
	AG CP35	36 ⁵ / ₈	2370421
	AG CP2	43 ⁷ / ₈	2370420
AG CP3	67 ³ / ₄	2370418	

Trim Stop - Standard Window / Art Glass / Stationary / Side			
	Unit No.	Length	Order No.
	AG C2	19 ¹ / ₄	2370440
	AG C25	23 ¹ / ₂	2370439
	AG C3	31 ¹ / ₁₆	2370438
	AG C35	35 ¹⁵ / ₁₆	2370437
	AG C4	43 ¹ / ₈	2370436
	AG C45	47 ¹⁵ / ₁₆	2370435
	AG C5	55	2370434
	AG C55	59 ¹⁵ / ₁₆	2370433
AG C6	67	2370432	

Trim Stop - Picture Window / Art Glass / Head and Sill			
	Unit No.	Length	Order No.
	AG P30	31 ¹ / ₄	2370505
	AG P35	36 ⁵ / ₈	2370506
	AG P40	43 ¹³ / ₁₆	2370507
	AG P45	48 ⁵ / ₈	2370508
	AG P50	55 ¹¹ / ₁₆	2370509
	AG P55	60 ⁵ / ₈	2370510
AG P60	67 ¹¹ / ₁₆	2370511	

Art Glass Components

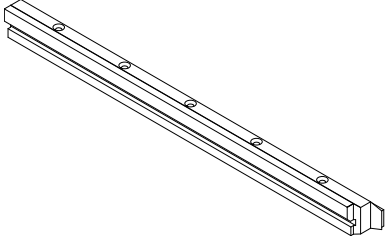
Trim Stop - Picture Window / Art Glass / Side			
	Unit No.	Length	Order No.
	AG P30	30 ¹³ / ₁₆	2370497
	AG P35	35 ¹¹ / ₁₆	2370498
	AG P40	42 ⁷ / ₈	2370499
	AG P45	47 ¹¹ / ₁₆	2370501
	AG P50	54 ³ / ₄	2370502
	AG P55	59 ¹¹ / ₁₆	2370503
	AG P60	66 ³ / ₄	2370504

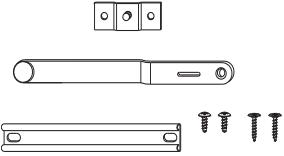
Trim Stop - Transom Window / Art Glass / Head and Sill			
	Unit No	Length	Order No.
	AG CTR15	12 ²⁷ / ₃₂	2370515
	AG CTR18	16 ¹¹ / ₃₂	2370516
	AG CTR20	19 ³¹ / ₃₂	2370517
	AG CTR24	24 ⁷ / ₃₂	2370518
	AG CTR28	27 ¹¹ / ₃₂	2370519
	AG CTR29	29 ¹⁹ / ₃₂	2370520
	AG CTR30/ PTR30	31 ²⁵ / ₃₂	2370505
	AG CTR34	36 ¹⁹ / ₃₂	2370521
	AG PTR35	36 ²¹ / ₃₂	2370506
	AG CTR40/ PTR40	43 ²⁷ / ₃₂	2370507
	AG PTR45	48 ²¹ / ₃₂	2370508
	AG CTR48	52 ¹¹ / ₃₂	2370522
	AG PTR50	55 ²³ / ₃₂	2370509
	AG CTR51	56 ²⁷ / ₃₂	9024295
	AG CTR52	58 ¹⁹ / ₃₂	2370523
	AG PTR55	60 ²¹ / ₃₂	2370510
AG CTR511	67 ¹⁵ / ₃₂	2370524	
AG CTR60/ PTR60	67 ²³ / ₃₂	2370511	
AG CTR70	80 ¹⁵ / ₃₂	2370525	

400 Series Perma-Shield® Improved/E-Z Casement Windows (1999 to Present)

Standard, Transom and Picture Windows

Art Glass Components

Trim Stop - Transom Window / Art Glass / Side				
		Unit No.	Length	Order No.
			AG CTR10	6 ⁵⁵ / ₆₄

Art Glass Hardware			
Sash Support Hardware Kit - Universal			
	Note: The sash support hardware adaptor allows a 4 1/2" to 5" opening. The adaptor can also be used for wind control and venting without art glass. See Accessory Guide 0005240 .	Left	Right
			2370513
Bracket - Standard / Top Only			
	Package Includes: (2) Upper Brackets Fasteners See Accessory Guide 0005169 .		Order No.
			2370024
Screw Head Packages			
	Description		Order No.
	Package Includes: (11) 1" brass trim screws		2370026

Bracket Package - Standard / Top and Bottom					
	Package Includes: (2) Upper Brackets (2) Lower Brackets Shims Fasteners See Accessory Guide 0005169 .	Panel Width	Qty. needed	Order No.	
		5" - 36"	1		2370020
		37" - 60"	2		
		61" - 70"	3		

Notes

400 Series Perma-Shield® Improved/E-Z Casement Windows (1999 to Present)

Angle Bay Windows

Unit Sizes

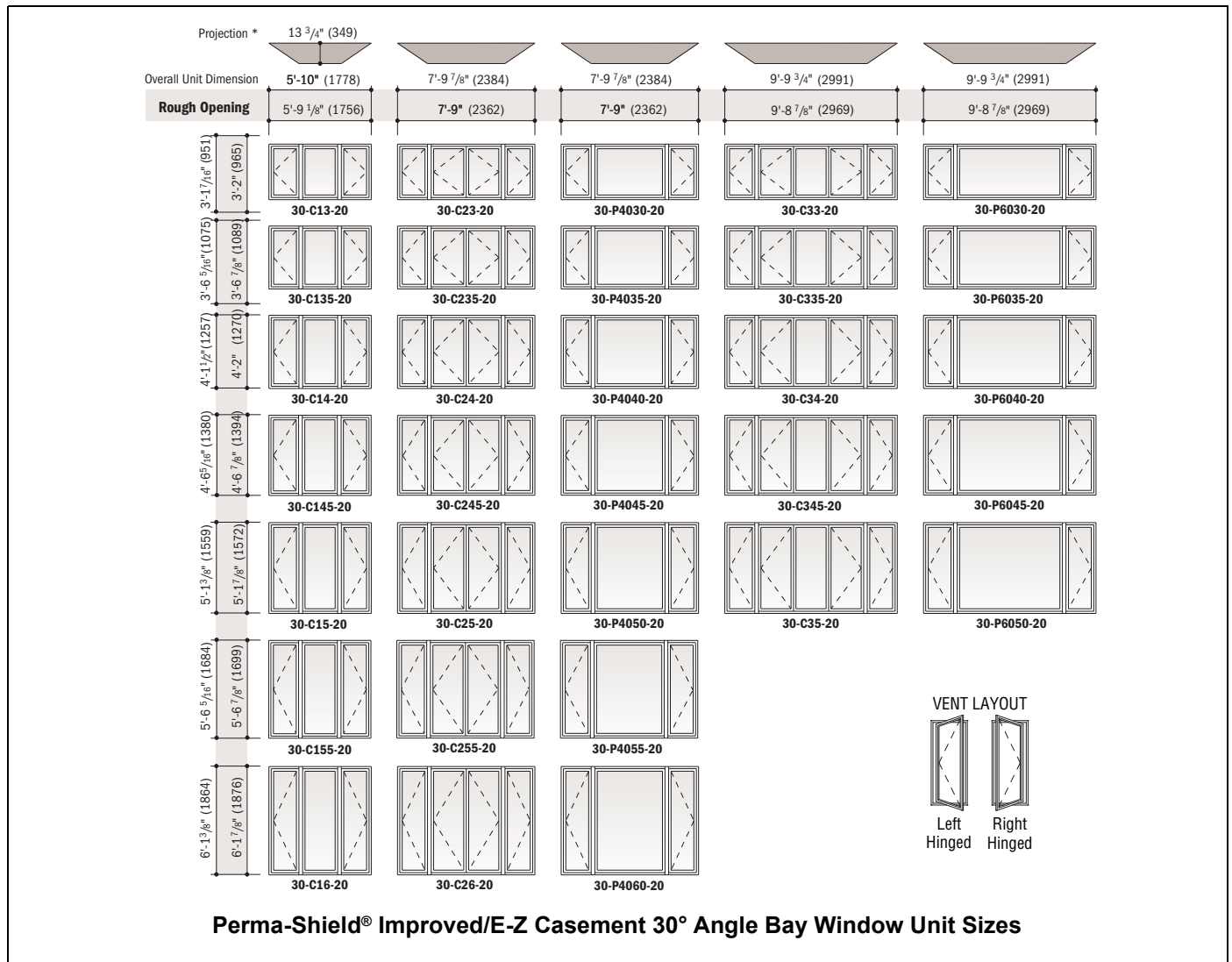
Note:

See [Architectural Detail](#) files. Angle Bay Windows are assembled with multiple Casement Windows. Look in the Basic and Picture Casement Window pages of this catalog for most replacement parts. Angle Bay units use specially designed mullion posts, side flashing, and head/seat boards. Replacements for these and other special Angle Bay parts are listed on the following pages.

Unit Sizes - 30° Angle Bay Windows

Note:

Single sash indicates hinging left, right or stationary. Handing is viewed from exterior. Unit Dimension refers to overall outside-to-outside frame. Unobstructed Glass refers to visible glass dimensions. Numbers in parentheses are metric measurements.



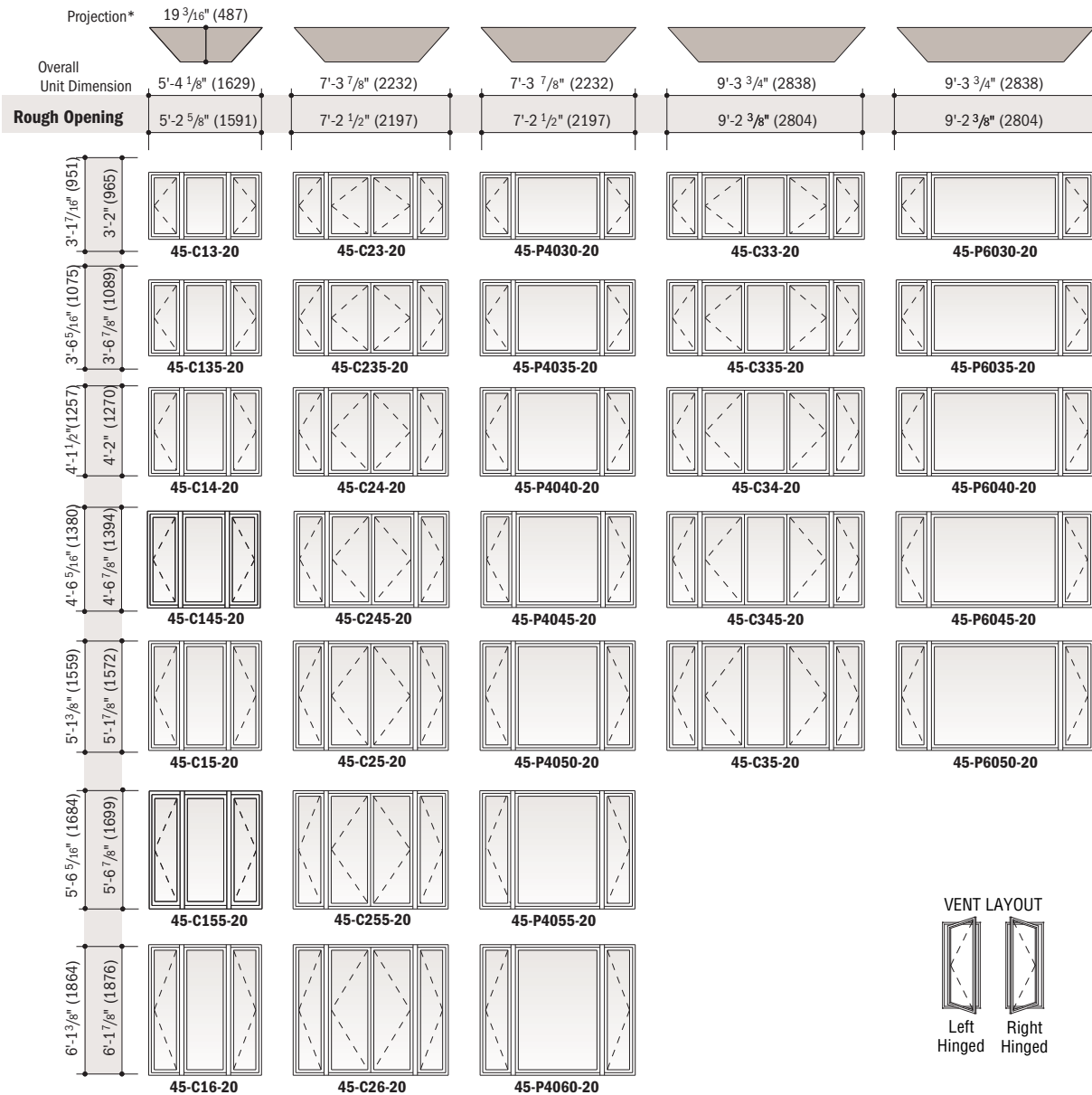
Unit viewed from exterior.

Unit Sizes

Unit Sizes - 45° Angle Bay Windows

Note:

See [Architectural Detail](#) files. Single sash indicates hinging left, right or stationary. Handing is viewed from exterior. Unit Dimension refers to overall outside-to-outside frame. Unobstructed Glass refers to visible glass dimensions. Numbers in parentheses are metric measurements.



Perma-Shield® Improved/E-Z Casement 45° Angle Bay Window Unit Sizes

Unit viewed from exterior.

400 Series Perma-Shield® Improved/E-Z Casement Windows (1999 to Present)

Angle Bay Windows

Angle Bay Parts

Joining Components - Angle Bay

1. Auxiliary Casing
2. Head Jamb
3. Rail and Stile
4. Glazing
5. [Glazing Bead](#)
6. [Head and Sill Stop](#)
7. [Insect Screen](#)
8. [Side Stop](#)
9. [Head and Seat Boards](#)
10. [Roto Operator](#)
11. Frame, Sill
12. PS Laminated Board
13. [Post Trim Strip](#)
14. [Side Extension Jamb](#)
15. [Angled Side Flashing](#)
16. [Mullion Post Interior Trim](#)
17. Mullion Post
18. Interior Casing*
19. [Cable Support System](#)
20. [Extension Jamb Adaptor](#)

*Furnished by others

Joining Kit - Angle Bay 30°

Kit Includes: Mull posts, extension jamb adaptors, side flashing, assembly/install instructions. This kit used with standard trim out options. Illustration shows modified trim options that are not part of the kit.

Unit No.	White	Terratone	Sandtone	Forest Green	Canvas	Dark Bronze	Black
C3/P30	1348728	1448732	0607420	0518008	9076784	9077016	9129407
C35/P35	1348730	1448734	0607422	0518009	9076785	9077017	9129408
C4/P40	1348732	1448736	0607424	0518010	9076786	9077018	9129409
C45/P45	1348734	1448738	0607426	0518011	9076787	9077019	9129410
C5/P50	1348736	1448740	0607428	0518012	9076788	9077020	9129411
C55/P55	1348738	1448742	0607430	0518013	9076789	9077021	9129412
C6/P60	1348740	1448744	0607432	0518014	9076790	9077022	9129413
8'	1348742	1448746	0607434	0518015	9076791	9077023	9129414

Angle Bay Parts

Joining Kit - Angle Bay 30°/ Prefinished Interior White Ref. page 185							
Kit Includes: Mull posts, extension jamb adaptors, side flashing, assembly/install instructions. This kit used with standard trim out options. Illustration shows modified trim options that are not part of the kit.							
Unit No.	Exterior						
	White	Terratone	Sandtone	Forest Green	Canvas	Dark Bronze	Black
	Interior						
	White	White	White	White	White	White	White
C3/P30	9042393	9042409	9042377	9042361	9076806	9077059	9129450
C35/P35	9042394	9042410	9042378	9042362	9076807	9077060	9129451
C4/P40	9042395	9042411	9042379	9042363	9076808	9077061	9129452
C45/P45	9042396	9042412	9042380	9042364	9076809	9077062	9129453
C5/P50	9042397	9042413	9042381	9042365	9076810	9077063	9129454
C55/P55	9042398	9042414	9042382	9042366	9076811	9077064	9129455
C6/P60	9042399	9042415	9042383	9042367	9076812	9077065	9129456
8'	9042400	9042416	9042384	9042368	9076813	9077066	9129457

Joining Kit - Angle Bay 45° Ref. page 185							
Kit Includes: Mull posts, extension jamb adaptors, side flashing, assembly/install instructions. This kit used with standard trim out options. Illustration shows modified trim options that are not part of the kit.							
Unit No.	White	Terratone	Sandtone	Forest Green	Canvas	Dark Bronze	Black
C3/P30	1348746	1448748	0607436	0518016	9076792	9077024	9129415
C35/P35	1348748	1448750	0607438	0518017	9076793	9077025	9129416
C4/P40	1348750	1448752	0607440	0518018	9076794	9077026	9129417
C45/P45	1348752	1448754	0607442	0518019	9076795	9077027	9129418
C5/P50	1348754	1448756	0607444	0518020	9076796	9077028	9129419
C55/P55	1348756	1448758	0607446	0518021	9076797	9077029	9129420
C6/P60	1348758	1448760	0607448	0518022	9076798	9077030	9129421
8'	1348760	1448762	0607450	0518023	9076799	9077031	9129422

Joining Kit - Angle Bay 45°/ Prefinished Interior White Ref. page 185							
Kit Includes: Mull posts, extension jamb adaptors, side flashing, assembly/install instructions. This kit used with standard trim out options. Illustration shows modified trim options that are not part of the kit.							
Unit No.	Exterior						
	White	Terratone	Sandtone	Forest Green	Canvas	Dark Bronze	Black
	Interior						
	White	White	White	White	White	White	White
C3/P30	9042401	9042417	9042385	9042369	9076814	9077067	9129458
C35/P35	9042402	9042418	9042386	9042370	9076815	9077068	9129459
C4/P40	9042403	9042419	9042387	9042371	9076816	9077069	9129460
C45/P45	9042404	9042420	9042388	9042372	9076817	9077070	9129461
C5/P50	9042405	9042421	9042389	9042373	9076818	9077071	9129462
C55/P55	9042406	9042422	9042390	9042374	9076819	9077072	9129463
C6/P60	9042407	9042423	9042391	9042375	9076820	9077073	9129464
8'	9042408	9042424	9042392	9042376	By description	By description	By description

400 Series Perma-Shield® Improved/E-Z Casement Windows (1999 to Present)

Angle Bay Windows

Angle Bay Parts

Flashing - Angle Bay 30° & 45° / Side (Pair)								
Unit No.	White	Terratone	Sandtone	Forest Green	Canvas	Dark Bronze	Black	
C3	1364604	1464304	0611504	0514051	9076628	9076860	9127249	
C35	1364606	1464306	0611506	0514052	9076629	9076861	9127250	
C4	1364608	1464308	0611508	0514053	9076630	9076862	9127251	
C45	1364610	1464310	0611510	0514054	9076631	9076863	9127252	
C5	1364612	1464312	0611512	0514055	9076632	9076864	9127253	
C55	1364614	1464314	0611514	0514056	9076633	9076865	9127254	
C6	1364616	1464316	0611516	0514057	9076634	9076866	9127255	
8'	1364617	1454529	0608403	0514050	9076619	9076851	9127239	

Extension Jamb Adaptor - Angle Bay					
Note: Ships as individual piece.					
Unit No.	30°		45°		
	Pine	White	Pine	White	
C3	8016001	9041858	8026001	9041851	
C35	8016002	9041860	8026002	9041853	
C4	8016003	9041862	8026003	9041855	
C45	8016004	9041859	8026004	9041852	
C5	8016005	9041863	8026005	9041856	
C55	8016006	9041861	8026006	9041854	
C6	8016007	9041864	8026007	9041857	
96 in	1372569	9042542	1372559	9042541	

Angle Bay Parts

Interior Casing - Angle Bay 30° / Mullion Post Ref. No. 16 page 185							
Unit No.	2 1/8"						
	Casement to Casement						
	Pine	White	Terratone	Sandtone	Canvas	Dark Bronze	Black
C5/P50	1365512	9042518					
C6			9184638	9184637	9184639	9184636	9184635
8'	1348103	9042513	9184648	9184647	9184649	9184646	9184645
Unit No.	2 5/16"		2 9/16"				
	Casement to Flexiframe		Flexiframe to Flexiframe				
	Pine	White	Pine	White			
C5/P50	1348129	9042514	1348131	9042516			
8'	1348130	9042515	1348132	9042517			

Interior Casing - Angle Bay 45° / Mullion Post Ref. No. 16 page 185							
Unit No.	2"						
	Casement to Casement						
	Pine	White	Terratone	Sandtone	Canvas	Dark Bronze	Black
C5/P50	1364512	9042523					
C6			9184643	9184642	9184644	9184641	9184640
8'	1348105	9045434	9184653	9184652	9184654	9184651	9184650
Unit No.	2 3/16"		2 7/16"				
	Casement to Flexiframe		Flexiframe to Flexiframe				
	Pine	White	Pine	White			
C5/P50	1348133	9042519	1348135	9042521			
8'	1348134	9042520	1348136	9042522			

400 Series Perma-Shield® Improved/E-Z Casement Windows (1999 to Present)

Angle Bay Windows

Angle Bay Parts

Head and Seat Board Sets - Angle Bay

Note:

See additional size offerings in iQ+.

Head and Seat Board Set - Angle Bay 30° / 5 1/4"

	Unit No.	Pine	White	Maple	Oak
	30-C1-20	1365108	9042145	9042163	9042154
	30-C2-20	1365112	9042146	9042164	9042155
	30-C3-20	1365116	9042147	9042165	9042156

Head and Seat Board Set - Angle Bay 30° / 6 9/16"

	Unit No.	Pine	White	Maple	Oak
	30-C1-20	1364820	9042142	9042160	9042151
	30-C2-20	1364822	9042143	9042161	9042152
	30-C3-20	1364824	9042144	9042162	9042153

Head and Seat Board Set - Angle Bay 30° / 7 1/8"

	Unit No.	Pine	White	Maple	Oak
	30-C1-20	1376608	9042148	9042166	9042157
	30-C2-20	1376610	9042149	9042167	9042158
	30-C3-20	1376612	9042150	9042168	9042159

Head and Seat Board Set - Angle Bay 45° / 5 1/4"

	Unit No.	Pine	White	Maple	Oak
	45-C1-20	1364108	9042169	9042187	9042178
	45-C2-20	1364112	9042170	9042188	9042179
	45-C3-20	1364116	9042171	9042189	9042180

Head and Seat Board Set - Angle Bay 45° / 6 9/16"

	Unit No.	Pine	White	Maple	Oak
	45-C1-20	1364720	9042172	9042190	9042181
	45-C2-20	1364722	9042173	9042191	9042182
	45-C3-20	1364724	9042174	9042192	9042183

Head and Seat Board Set - Angle Bay 45° / 7 1/8"

	Unit No.	Pine	White	Maple	Oak
	45-C1-20	1376408	9042175	9042193	9042184
	45-C2-20	1376410	9042176	9042194	9042185
	45-C3-20	1376412	9042177	9042195	9042186

Angle Bay Parts

Head and Seat Board Singles - Angle Bay

Note:

See additional size offerings in iQ+.

Head and Seat Board Single - Angle Bay 30° / 5 1/4"

	Unit No.	Pine	White	Maple	Oak
	30-C1-20	9052623	9052746	9052992	9052869
	30-C2-20	9052624	9052747	9052993	9052870
	30-C3-20	9052625	9052748	9052994	9052871

Head and Seat Board Single - Angle Bay 30° / 6 9/16"

	Unit No.	Pine	White	Maple	Oak
	30-C1-20	9052664	9052787	9053033	9052910
	30-C2-20	9052665	9052788	9053034	9052911
	30-C3-20	9052666	9052789	9053035	9052912

Head and Seat Board Single - Angle Bay 30° / 7 1/8"

	Unit No.	Pine	White	Maple	Oak
	30-C1-20	9052705	9052828	9053074	9052951
	30-C2-20	9052706	9052829	9053075	9052952
	30-C3-20	9052707	9052830	9053076	9052953

Head and Seat Board Single - Angle Bay 45° / 5 1/4"

	Unit No.	Pine	White	Maple	Oak
	45-C1-20	9052626	9052749	9052995	9052872
	45-C2-20	9052627	9052750	9052996	9052873
	45-C3-20	9052628	9052751	9052997	9052874

Head and Seat Board Single - Angle Bay 45° / 6 9/16"

	Unit No.	Pine	White	Maple	Oak
	45-C1-20	9052667	9052790	9053036	9052913
	45-C2-20	9052668	9052791	9053037	9052914
	45-C3-20	9052669	9052792	9053038	9052915

Head and Seat Board Single - Angle Bay 45° / 7 1/8"

	Unit No.	Pine	White	Maple	Oak
	45-C1-20	9052708	9052831	9053077	9052954
	45-C2-20	9052709	9052832	9053078	9052955
	45-C3-20	9052710	9052833	9053079	9052956

400 Series Perma-Shield® Improved/E-Z Casement Windows (1999 to Present)

Angle Bay Windows

Angle Bay Parts

Head and Seat Board Interior Trim - Angle Bay

Head and Seat Board Interior Trim - Angle Bay		
	Dimensions	Order No.
	1 ⁵ / ₃₂ X 8'	1347058

Platform - Angle Bay

Platform - Angle Bay 30°

	Unit No.	Order No.
	30-C1-20	1365208
	30-C2-20	1365212
	30-C3-20	1365216

Platform Set - Angle Bay 45°

	Unit No.	Order No.
	45-C1-20	1364208
	45-C2-20	1364212
	45-C3-20	1364216

Extension Jambs - Angle Bay

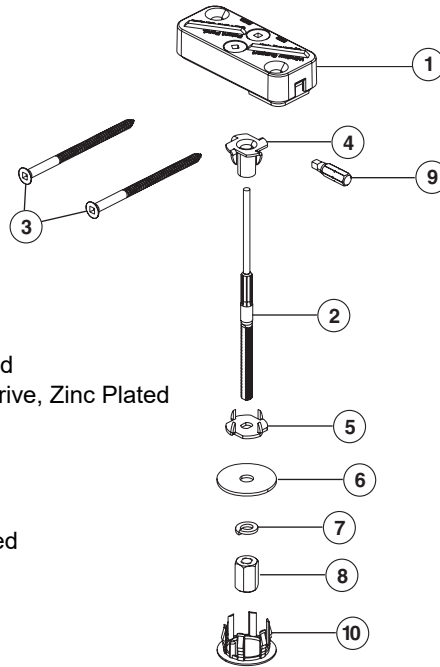
Extension Jambs

Note:

Extension jambs for Angle Bay Windows are the same as Standard and Picture Window jambs. See [page 135](#).

Angle Bay Parts

Cable Support System - Angle Bay



1. Cable Clamp
2. Cable with Swaged Threaded Rod
3. Screw - #12 x 3-1/4 #3 Square Drive, Zinc Plated
4. T-nut - .390 Barrel, Zinc Plated
5. Keyed T-washer - Zinc Plated
6. Flat Washer - 1-1/4, Zinc Plated
7. Lock Washer - Zinc Plated
8. Hex Nut - 1/4-28, .625, Zinc Plated
9. Square Drive Bit - #3
10. Nylon Hole Plug

Cable Support System - Angle Bay

Note:

See [Installation Guide 0005166](#).

	Length	Order No.
	9'	1355020
	12'	1355021

400 Series Perma-Shield® Improved/E-Z Casement Windows (1999 to Present)

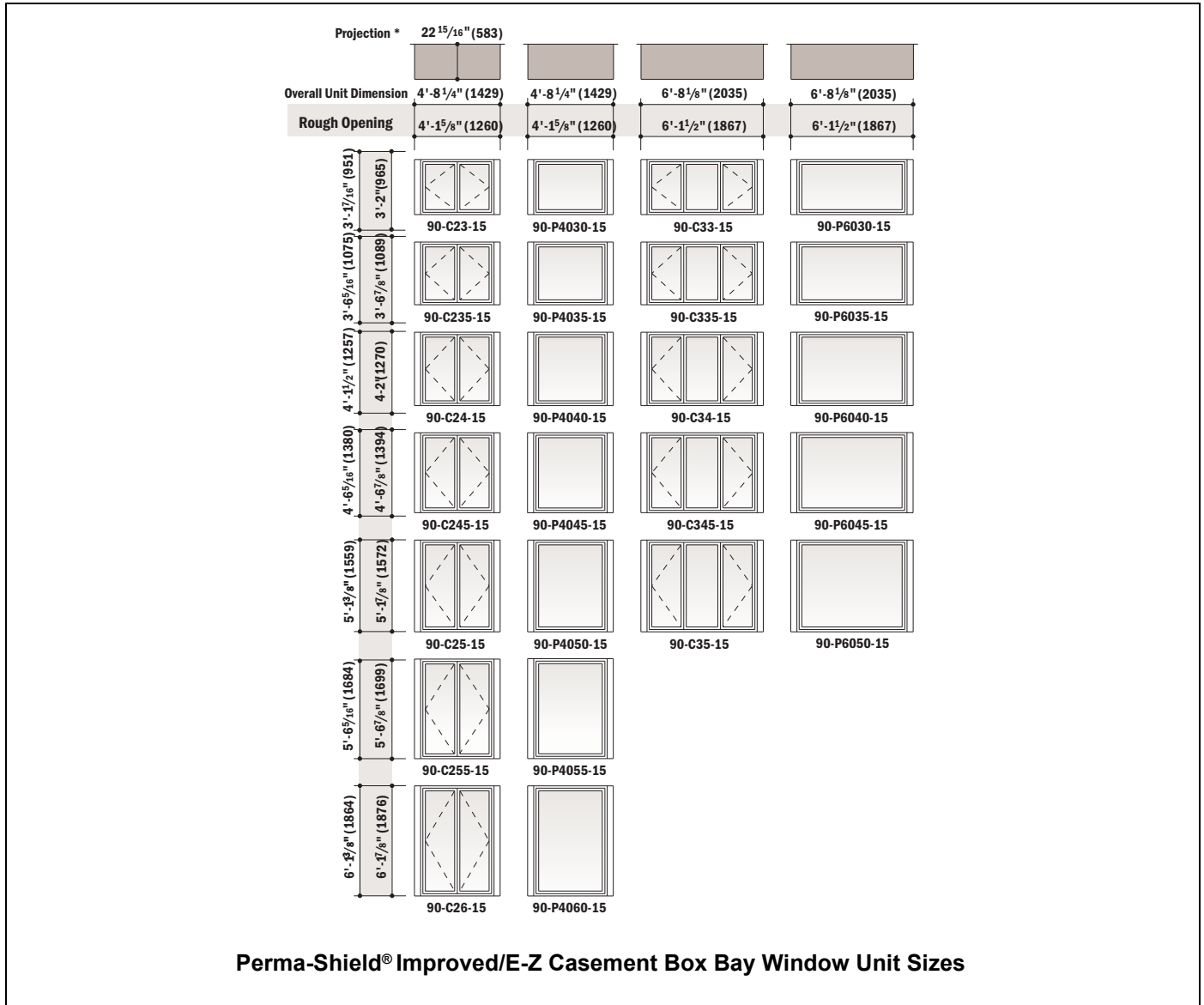
Box Bay Windows

Box Bay Windows

Unit Sizes

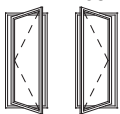
Note:

See [Architectural Detail](#) files. Box Bay Windows are assembled with multiple Casement Windows. Look in the Basic and Picture Window pages of this section for most replacement parts. Replacements for special Box Bay parts are listed on the following pages.



Unit viewed from exterior.

VENT LAYOUT

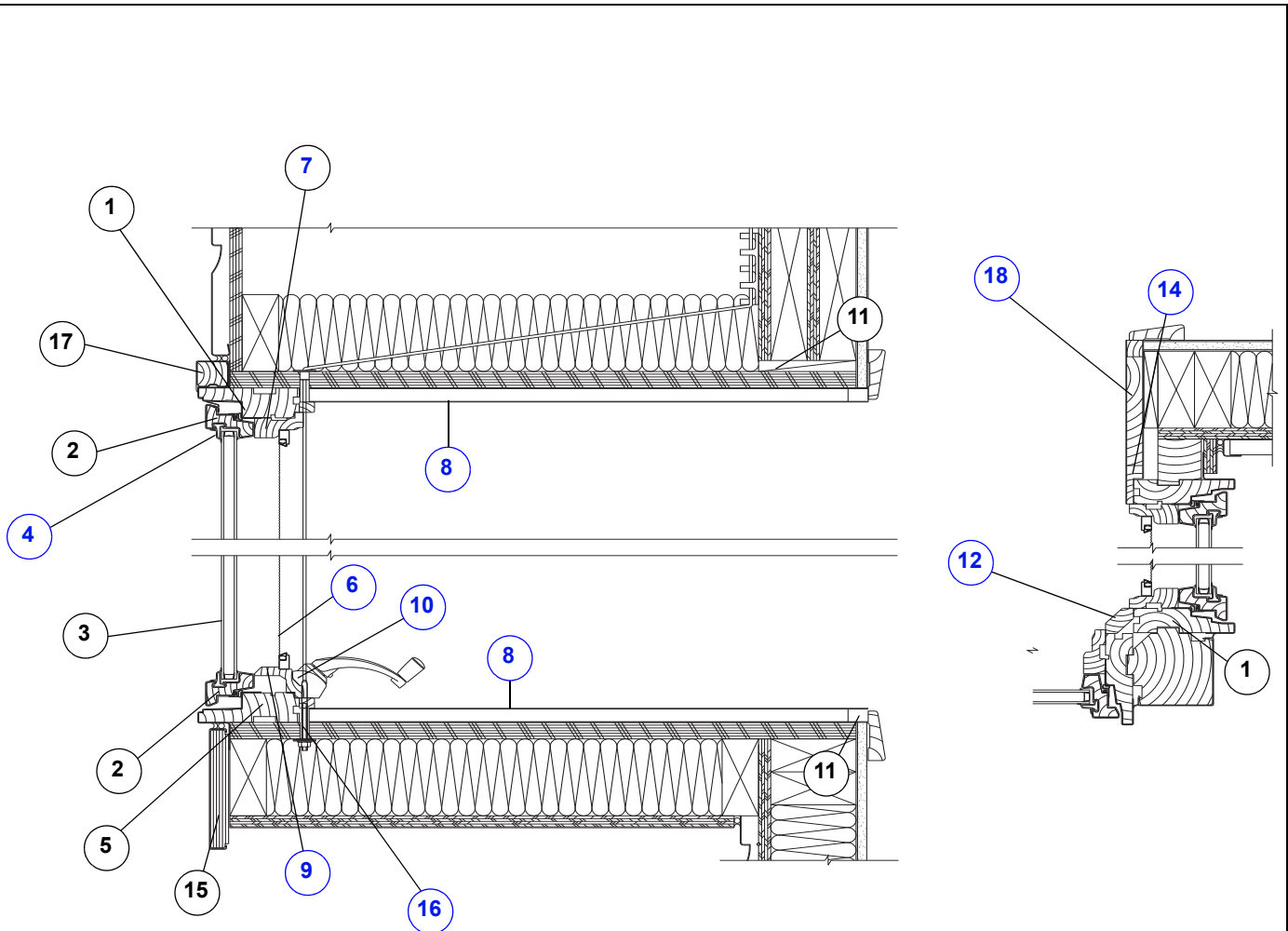


Left Hinged Right Hinged

Note:

Single sash indicates hinging left, right or stationary. Handing is viewed from exterior. Unit Dimension refers to overall outside-to-outside frame. Unobstructed Glass refers to visible glass dimensions. Numbers in parentheses are metric measurements.

Box Bay Parts



- | | |
|---|--|
| 1. Head and Side Jamb | 10. Roto Operator |
| 2. Sash, Rail and Stile | 11. Casing (Furnished By Others) |
| 3. Glazing | 12. Inside Casing |
| 4. Glazing Bead | 13. Joining Kit |
| 5. Sill | 14. Wall Return Post |
| 6. Insect Screen | 15. Perma-Shield® Laminated Board |
| 7. Head Stop | 16. Cable Support System |
| 8. Head and Seat Boards | 17. Auxiliary Casing |
| 9. Sill Stop | 18. Extension Jamb |

Perma-Shield® Improved/E-Z Casement Box Bay Window Profiles

400 Series Perma-Shield® Improved/E-Z Casement Windows (1999 to Present)

Box Bay Windows

Box Bay Parts

Joining Components - Box Bay

Joining Kit - Box Bay 90° Ref. No. 13 [page 194](#)

Unit No.	White	Terratone	Sandtone	Forest Green	Canvas	Dark Bronze	Black
C3/P30	1348762	1448764	0607452	0518024	9076730	9076962	9129353
C35/P35	1348764	1448766	0607454	0518025	9076731	9076963	9129354
C4/P40	1348766	1448768	0607456	0518026	9076732	9076964	9129355
C45/P45	1348768	1448770	0607458	0518027	9076733	9076965	9129356
C5/P50	1348770	1448772	0607460	0518028	9076734	9076966	9129357
C55/P55	1348772	1448774	0607462	0518029	9076735	9076967	9129358
C6/P60	1348774	1448776	0607464	0518030	9076736	9076968	9129359
8'	1348776	1448778	0607466	0518031	9076737	9076969	9129360

Exterior Trim Strip - Box Bay 90° / Mullion Post Ref. No. 13 [page 194](#)

Unit No.	White	Terratone	Sandtone	Forest Green	Canvas	Dark Bronze	Black
C3/P30	1372702	1465402	0611304	0514083	9076709	9076941	9129622
C35/P35	1372703	1465403	0611306	0514084	9076710	9076942	9129623
C4/P40	1372704	1465404	0611308	0514085	9076711	9076943	9129624
C45/P45	1348007	1454035	0611422	0514086	9076716	9076948	9129629
C5/P50	1372706	1465406	0611312	0514087	9076712	9076944	9129625
C55/P55	1348006	1454034	0611421	0514088	9076715	9076947	9129628
C6/P60	1372708	1465408	0611316	0514089	9076713	9076945	9129626
8'	1348005	1454033	0611420	0514090	9076714	9076946	9129627

Exterior Wall Return Casing - Box Bay 90°

Unit No.	White	Terratone	Sandtone	Forest Green	Canvas	Dark Bronze	Black
C3	1372802	1465502	0611404	0514115	9076842	9077117	9129508
C35	1372803	1465503	0611406	0514116	9076843	9077118	9129509
C4	1372804	1465504	0611408	0514117	9076844	9077119	9129510
C45	1364519	1454111	0611419	0514118	9076849	9077124	9129515
C5	1372806	1465506	0611412	0514119	9076845	9077120	9129511
C55	1364518	1454110	0611418	0514120	9076848	9077123	9129514
C6	1372808	1465508	0611416	0514121	9076846	9077121	9129512
8'	1364517	1454109	0611417	0514122	9076847	9077122	9129513

Wall Return Post - Box Bay 90° Ref. No. 14 [page 194](#)

Unit No.	Order No.
C3	1372002
C35	1372003
C4	1372004
C5	1372006
C6	1372008

Box Bay Parts

Interior Casing - Box Bay								
Interior Casing - Box Bay 90° / Mullion Post Ref. No. 12 page 194								
Unit No.	1 7/16" (Casement to Casement)				1 5/8" (Casement to Flexiframe)		1 3/4"	
	Pine	White	Dark Bronze	Black	Pine	White	Pine	White
C5	1372508	9042529	9202685	9202683	1348137	9042525	1348139	9042527
8'	1372513	9042524	9202686	9202684	1348138	N/A	1348140	N/A

Extension Jamb - Box Bay						
Extension Jamb - Box Bay 90° / Side (Pair) Ref. No. 18 page 194						
Unit No.	5 1/4"		6 9/16"		7 1/8"	
	Pine	White	Pine	White	Pine	White
C3	1371302	9042320	1371410	9042326	1376804	9042332
C35	1371303	9042321	1371412	9042327	1376806	9042333
C4	1371304	9042322	1371414	9042328	1376808	9042334
C45	1354173	9043369	1354176	9043371	1354179	9043373
C5	1371306	9042323	1371416	9042329	1376810	9042335
C55	1354172	9043368	1354175	9043370	1354178	9043372
C6	1371308	9042324	1371418	9042330	1376812	9042336
8'	1354171	9042319	1354174	9042325	1354177	9042331

Head and Seat Board Sets - Box Bay								
Head and Seat Board Set - Box Bay 90° (Pair) Ref. No. 8 page 194								
Unit No.	5 1/4"				6 9/16"			
	Pine	White	Maple	Oak	Pine	White	Maple	Oak
C2-15	1370702	9042196	9042208	9042202	1370920	9042198	9042210	9042204
C3-15	1370704	9042197	9042209	9042203	1370922	9042199	9042211	9042205
Unit No.	7 1/8"							
	Pine	White	Maple	Oak				
C2-15	1376702	9042200	9042212	9042206				
C3-15	1376704	9042201	9042213	9042207				

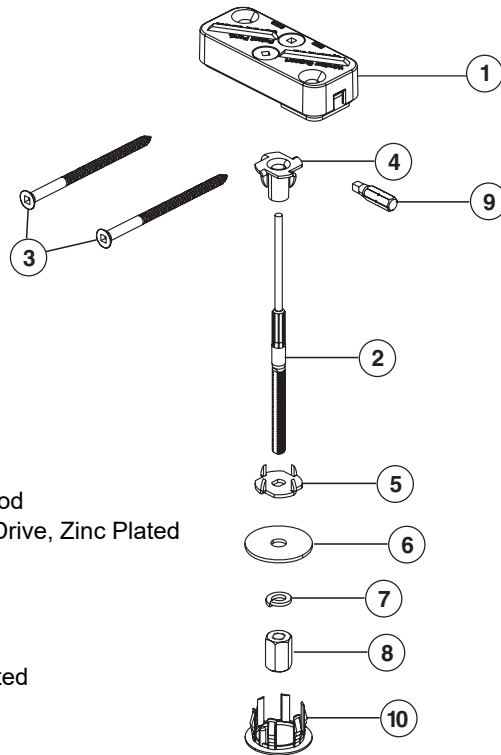
Head and Seat Board Singles - Box Bay								
Head and Seat Board Single - Box Bay 90° (Single) Ref. No. 8 page 194								
Unit No.	5 1/4"				6 9/16"			
	Pine	White	Maple	Oak	Pine	White	Maple	Oak
C2-15	9052629	9052752	9052998	9052875	9052670	9052793	9053039	9052916
C3-15	9052630	9052753	9052999	9052876	9052671	9052794	9053040	9052917
Unit No.	7 1/8"							
	Pine	White	Maple	Oak				
C2-15	9052711	9052834	9053080	9052957				
C3-15	9052712	9052835	9053081	9052958				

400 Series Perma-Shield® Improved/E-Z Casement Windows (1999 to Present)

Box Bay Windows

Box Bay Parts

Cable Support System - Bow



1. Cable Clamp
2. Cable with Swaged Threaded Rod
3. Screw - #12 x 3-1/4 #3 Square Drive, Zinc Plated
4. T-nut - .390 Barrel, Zinc Plated
5. Keyed T-washer - Zinc Plated
6. Flat Washer - 1-1/4, Zinc Plated
7. Lock Washer - Zinc Plated
8. Hex Nut - 1/4-28, .625, Zinc Plated
9. Square Drive Bit - #3
10. Nylon Hole Plug

Cable Support System - Bow

	Length	Order No.
	9'	1355020
	12'	1355021

Notes

400 Series Perma-Shield® Improved/E-Z Casement Windows (1999 to Present)

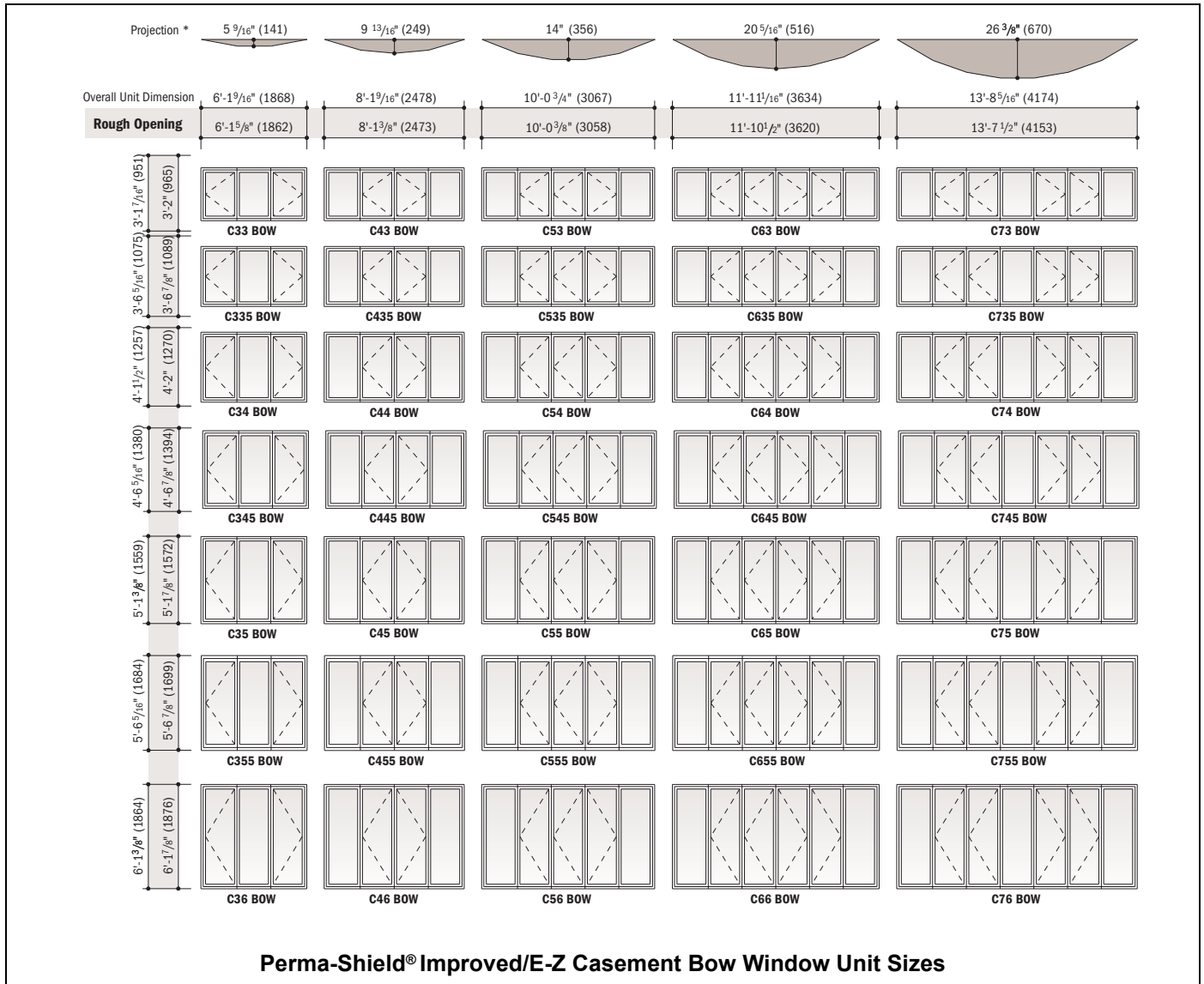
Bow Windows

Bow Windows

Unit Sizes

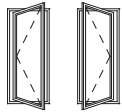
Note:

See **Architectural Detail** files. Bow Windows are assembled with multiple Casement Windows. Look in the Basic and Picture Window pages of this section for most replacement parts. Bow units use specially designed mullion posts, side flashing, and head/seat boards. Replacements for these and other special Bow parts are listed in the following pages.



Unit viewed from exterior.

VENT LAYOUT

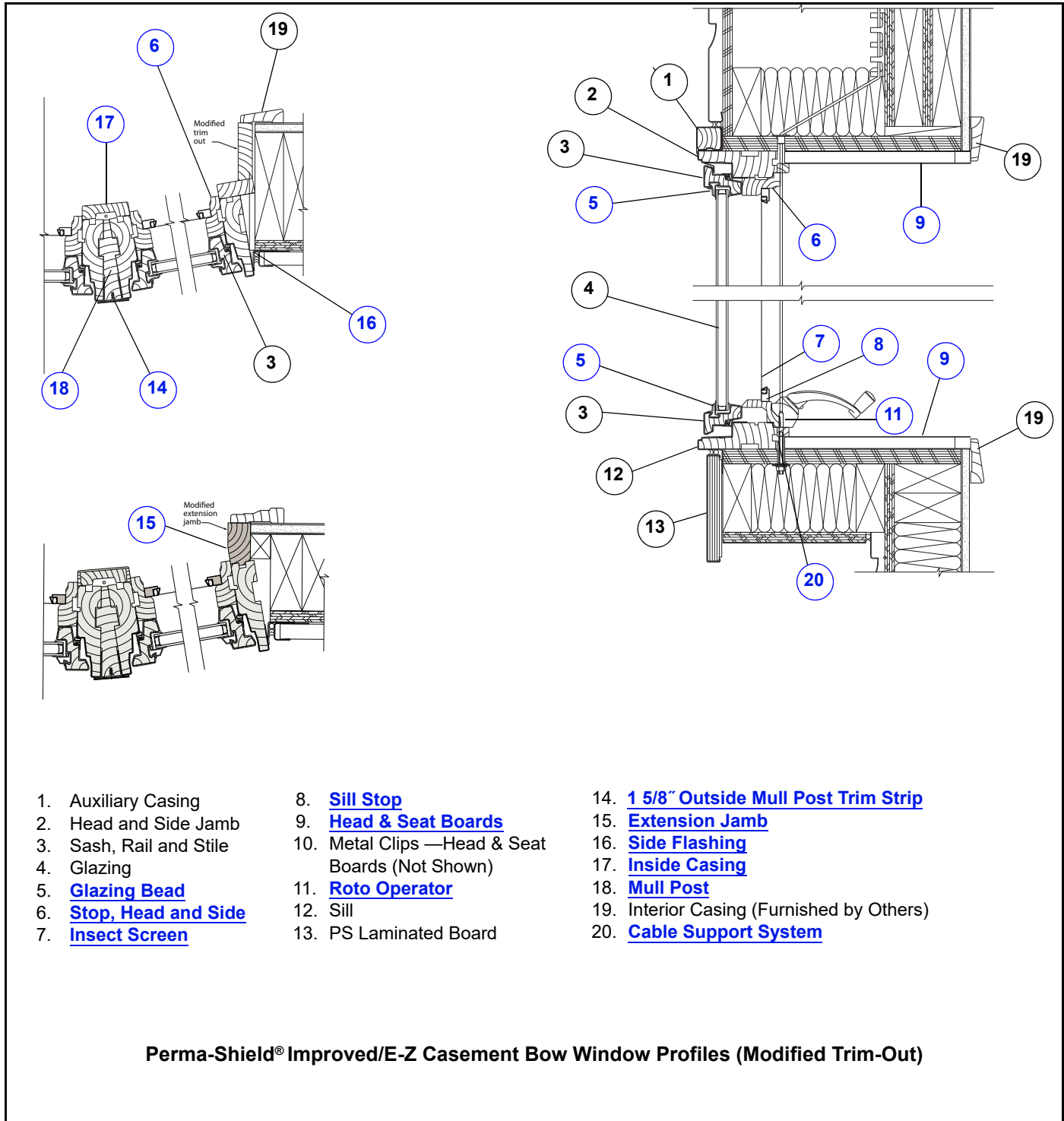


Left Hinged Right Hinged

Note:

Single sash indicates hinging left, right or stationary. Handing is viewed from exterior. Unit Dimension refers to overall outside-to-outside frame. Unobstructed Glass refers to visible glass dimensions. Numbers in parentheses are metric measurements.

Bow Window Parts



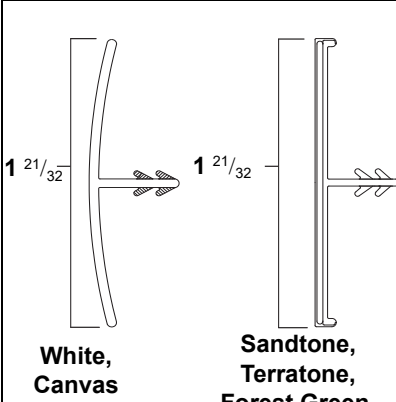
Perma-Shield® Improved/E-Z Casement Bow Window Profiles (Modified Trim-Out)

400 Series Perma-Shield® Improved/E-Z Casement Windows (1999 to Present)

Bow Windows

Bow Window Parts

Joining Components - Bow

Exterior Trim Strip - Bow 10° / Mullion Post Ref. No. 14 page 200								
 <p>White, Canvas</p> <p>Sandtone, Terratone, Forest Green, Dark Bronze and Black</p>	Unit No.	White	Terratone	Sandtone	Forest Green	Canvas	Dark Bronze	Black
	C3	1354020	1454020	0608204	0514067	9076700	9076933	9129294
	C35	1354022	1454022	0608206	0514068	9076701	9076934	9129295
	C4	1354024	1454024	0608208	0514069	9076702	9076935	9129296
	C45	1354026	1454026	0608210	0514070	9076703	9076936	9129297
	C5	1354028	1454028	0608212	0514071	9076704	9076937	9129298
	C55	1354030	1454030	0608214	0514072	9076705	9076938	9129299
	C6	1354032	1454032	0608216	0514073	9076706	9076939	9129300
8'	1354033	1454031	0608215	0514074	9076707	9076940	9129301	

Interior Casing - Bow 10° / Mullion Post / 2"		
Note:	Unit No.	Order No.
Use this lineal length with reinforced joining kits and extension jambs.	8'	1348145

Interior Casing - Bow 10° / Mullion Post Ref. No. 17 page 200							
Unit No.	2 1/2"						
	Pine	White	Terratone	Sandtone	Canvas	Dark Bronze	Black
C3	1353020	9042506					
C35	1353022	9042507					
C4	1353024	9042508					
C45	1353026	9042509					
C5/P50	1353028	9042510					
C55	1353030	9042511					
C6	1353032	9042512	9184633	9184632	9184634	9184631	9184630
8'			9184658	9184657	9184659	9184656	9184655
Unit No.	2 3/4"		3"				
	Pine	White	Pine	White			
C3		9055358		9055364			
C35		9055359		9055365			
C4		9055360		9055366			
C45		9055361		9055367			
C5/P50		9042502		9042504			
C55		9055362		9055368			
C6		9055363		9055369			
8'		9042503		9042505			

Bow Window Parts

Mullion Post - Bow 10° Ref. No. 18 page 200		
	Unit No.	Order No.
	C3	1353520
	C35	1353522
	C4	1353524
	C45	1353526
	C5	1353528
	C55	1353530
	C6	1353532
	8 ft	By description

Flashing - Bow / Side (Pair) Ref. No. 16 page 200								
Note: Flashing used on both bow and bay units.								
	Unit No.	White	Terratone	Sandtone	Forest Green	Canvas	Dark Bronze	Black
	C3	1364604	1464304	0611504	0514051	9076628	9076860	9127249
	C35	1364606	1464306	0611506	0514052	9076629	9076861	9127250
	C4	1364608	1464308	0611508	0514053	9076630	9076862	9127251
	C45	1364610	1464310	0611510	0514054	9076631	9076863	9127252
	C5	1364612	1464312	0611512	0514055	9076632	9076864	9127253
	C55	1364614	1464314	0611514	0514056	9076633	9076865	9127254
	C6	1364616	1464316	0611516	0514057	9076634	9076866	9127255
	8'	1364617	1454529	0608403	0514050	9076619	9076851	9127239

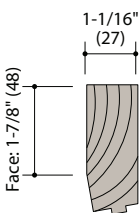
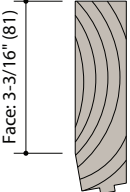
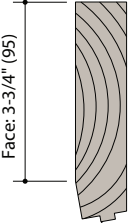
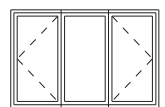
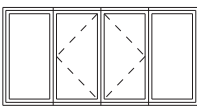
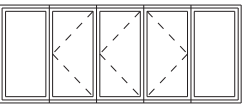
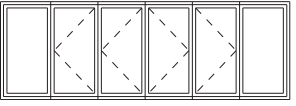
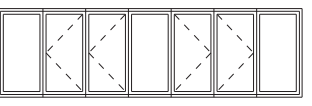
400 Series Perma-Shield® Improved/E-Z Casement Windows (1999 to Present)

Bow Windows

Bow Window Parts

Extension Jambes - Bow

Extension Jambes - Bow 10° Side (Pair) Ref. No. 15 [page 200](#)

Unit No.	Units Wide	Pine		
		5 1/4"	6 9/16"	7 1/8"
				
C3		1349101	1354402	1354102
C35		1349110	1354412	1354112
C4		1349201	1354422	1354122
C45		1349230	1354452	1354152
C5		1349210	1354432	1354132
C55		1349240	1354462	1354162
C6	1349220	1354442	1354142	
C3		1349102	1354404	1354104
C35		1349112	1354414	1354114
C4		1349202	1354424	1354124
C45		1349232	1354454	1354154
C5		1349212	1354434	1354134
C55		1349242	1354464	1354164
C6	1349222	1354444	1354144	
C3		1349104	1354406	1354106
C35		1349114	1354416	1354116
C4		1349204	1354426	1354126
C45		1349234	1354456	1354156
C5		1349214	1354436	1354136
C55		1349244	1354466	1354166
C6	1349224	1354446	1354146	
C3		1349106	1354408	1354108
C35		1349116	1354418	1354118
C4		1349206	1354428	1354128
C45		1349236	1354458	1354158
C5		1349216	1354438	1354138
C55		1349246	1354468	1354168
C6	1349226	1354448	1354148	
C3		1349108	1354410	1354110
C35		1349118	1354420	1354120
C4		1349208	1354430	1354130
C45		1349238	1354460	1354160
C5		1349218	1354440	1354140
C55		1349248	1354470	1354170
C6	1349228	1354450	1354150	

Bow Window Parts

Extension Jambs - Bow 10° Side (Pair) Ref. No. 15 page 200										
Unit No.	Units Wide	White Painted			Dark Bronze Painted			Black Painted		
		5 1/4"	6 9/16"	7 1/8"	5 1/4"	6 9/16"	7 1/8"	5 1/4"	6 9/16"	7 1/8"
C3	3	9042214	9042228	9042221	9145468	9145482	9145475	9144870	9144884	9144877
C35		9042215	9042229	9042222	9145469	9145483	9145476	9144871	9144885	9144878
C4		9042216	9042230	9042223	9145470	9145484	9145477	9144872	9144886	9144879
C45		9042219	9042233	9042226	9145473	9145487	9145480	9144875	9144889	9144822
C5		9042217	9042231	9042224	9145471	9145485	9145478	9144873	9144887	9144880
C55		9042220	9042234	9042227	9145474	9145488	9145481	9144876	9144890	9144823
C6		9042218	9042232	9042225	9145472	9145486	9145479	9144874	9144888	9144881
C3	4	9042235	9042249	9042242	9145489	9145503	9145496	9144891	9144905	9144898
C35		9042236	9042250	9042243	9145490	9145504	9145497	9144892	9144906	9144899
C4		9042237	9042251	9042244	9145491	9145505	9145498	9144893	9144907	9144900
C45		9042240	9042254	9042247	9145494	9145508	9145501	9144896	9144910	9144903
C5		9042238	9042252	9042245	9145492	9145506	9145499	9144894	9144908	9144901
C55		9042241	9042255	9042248	9145495	9145509	9145502	9144897	9144911	9144904
C6		9042239	9042253	9042246	9145493	9145507	9145500	9144895	9144909	9144902
C3	5	9042256	9042270	9042263	9145510	9145524	9145517	9144912	9144926	9144919
C35		9042257	9042271	9042264	9145511	9145525	9145518	9144913	9144927	9144920
C4		9042258	9042272	9042265	9145512	9145526	9145519	9144914	9144928	9144921
C45		9042261	9042275	9042268	9145515	9145529	9145522	9144917	9144931	9144924
C5		9042259	9042273	9042266	9145513	9145527	9145520	9144915	9144929	9144922
C55		9042262	9042276	9042269	9145516	9145530	9145523	9144918	9144932	9144925
C6		9042260	9042274	9042267	9145514	9145528	9145521	9144916	9144930	9144923
C3	6	9042277	9042291	9042284	9145531	9145545	9145538	9144933	9144947	9144940
C35		9042278	9042292	9042285	9145532	9145546	9145539	9144934	9144948	9144941
C4		9042279	9042293	9042286	9145533	9145547	9145540	9144935	9144949	9144942
C45		9042282	9042296	9042289	9145536	9145550	9145543	9144938	9144952	9144945
C5		9042280	9042294	9042287	9145534	9145548	9145541	9144936	9144950	9144943
C55		9042283	9042297	9042290	9145537	9145551	9145544	9144939	9144953	9144946
C6		9042281	9042295	9042288	9145535	9145549	9145542	9144937	9144951	9144944
C3	7	9042298	9042312	9042305	9145552	9145566	9145559	9144954	9144968	9144961
C35		9042299	9042313	9042306	9145553	9145567	9145560	9144955	9144969	9144962
C4		9042300	9042314	9042307	9145554	9145568	9145561	9144956	9144970	9144963
C45		9042303	9042317	9042310	9145557	9145571	9145564	9144959	9144973	9144966
C5		9042301	9042315	9042308	9145555	9145569	9145562	9144957	9144971	9144964
C55		9042304	9042318	9042311	9145558	9145572	9145565	9144960	9144974	9144967
C6		9042302	9042316	9042309	9145556	9145570	9145563	9144958	9144972	9144965

400 Series Perma-Shield® Improved/E-Z Casement Windows (1999 to Present)

Bow Windows

Bow Window Parts

Head and Seat Board Sets - Bow

Head and Seat Board Set - Bow 10° (Pair) / 5 1/4" Ref. No. 9 [page 200](#)

Note:

Unit number refers to number of units in bow window. A C5 head and seat board is used for a unit with 5 windows.

	Unit No.	Pine	White	Maple	Oak
	C3	1349408	9042097	9042127	9042112
	C4	1349410	9042098	9042128	9042113
	C5	1349414	9042099	9042129	9042114
	C6	1349418	9042100	9042130	9042115
	C7	1349420	9042101	9042131	9042116

Head and Seat Board Set - Bow 10° (Pair) / 6 9/16" Ref. No. 9 [page 200](#)

Note:

Unit number refers to number of units in bow window. A C5 head and seat board is used for a unit with 5 windows.

	Unit No.	Pine	White	Maple	Oak
	C3	1354302	9042107	9042137	9042122
	C4	1354304	9042108	9042138	9042123
	C5	1354306	9042109	9042139	9042124
	C6	1354308	9042110	9042140	9042125
	C7	1354310	9042111	9042141	9042126

Head and Seat Board Set - Bow 10° (Pair) / 7 1/8" Ref. No. 9 [page 200](#)

Note:

Unit number refers to number of units in bow window. A C5 head and seat board is used for a unit with 5 windows.

	Unit No.	Pine	White	Maple	Oak
	C3	1354202	9042102	9042132	9042117
	C4	1354204	9042103	9042133	9042118
	C5	1354206	9042104	9042134	9042119
	C6	1354208	9042105	9042135	9042120
	C7	1354210	9042106	9042136	9042121

Bow Window Parts

Head and Seat Board Singles - Bow

Head and Seat Board Single - Bow 10° / 5 1/4" Ref. No. 9 [page 200](#)

Note:

Unit number refers to number of units in bow window. A C5 head and seat board is used for a unit with 5 windows.

	Unit No.	Pine	White	Maple	Oak
	C3	9052618	9052741	9052987	9052864
	C4	9052619	9052742	9052988	9052865
	C5	9052620	9052743	9052989	9052866
	C6	9052621	9052744	9052990	9052867
	C7	9052622	9052745	9052991	9052868

Head and Seat Board Single - Bow 10° / 6 9/16" Ref. No. 9 [page 200](#)

Note:

Unit number refers to number of units in bow window. A C5 head and seat board is used for a unit with 5 windows.

	Unit No.	Pine	White	Maple	Oak
	C3	9052659	9052782	9053028	9052905
	C4	9052660	9052783	9053029	9052906
	C5	9052661	9052784	9053030	9052907
	C6	9052662	9052785	9053031	9052908
	C7	9052663	9052786	9053032	9052909

Head and Seat Board Single - Bow 10° / 7 1/8" Ref. No. 9 [page 200](#)

Note:

Unit number refers to number of units in bow window. A C5 head and seat board is used for a unit with 5 windows.

	Unit No.	Pine	White	Maple	Oak
	C3	9052700	9052823	9053069	9052946
	C4	9052701	9052824	9053070	9052947
	C5	9052702	9052825	9053071	9052948
	C6	9052703	9052826	9053072	9052949
	C7	9052704	9052827	9053073	9052950

400 Series Perma-Shield® Improved/E-Z Casement Windows (1999 to Present)

Bow Windows

Bow Window Parts

Head and Seat Board Interior Trim - Angle Bay

Head and Seat Board Interior Trim - Angle Bay		
	Dimensions	Order No.
	15/32 X 8'	1347058

Platform - Bow

Platform Set - Bow 10°

	Unit No.	Order No.
	C3	1349308
	C4	1349310
	C5	1349314
	C6	1349318
	C7	1349320

Bow Parts

Exterior Mullion Flashing - Bow

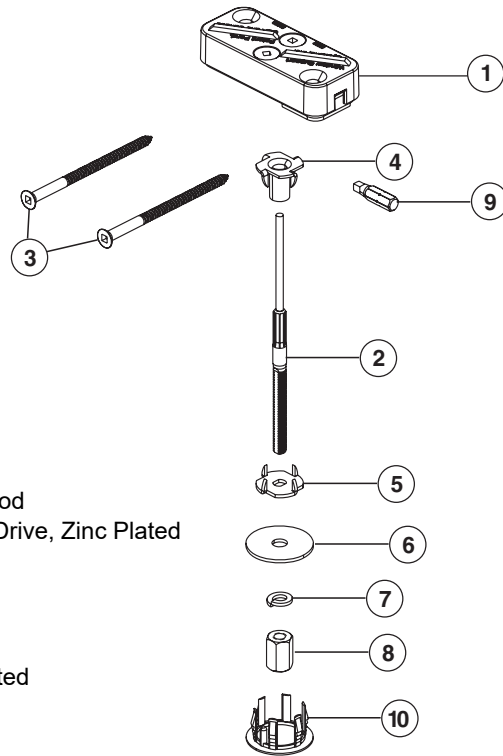
	Width	Color	Order No.
	6 in	White	1354528
		Terratone	1454528
		Sandtone	0608406
		Forest Green	0514058
		Canvas	9033567
		Dark Bronze	9073184
		Black	9127248

Gusset Plate - Bow

	Order No.
	1355508

Bow Window Parts

Cable Support System - Bow



1. Cable Clamp
2. Cable with Swaged Threaded Rod
3. Screw - #12 x 3-1/4 #3 Square Drive, Zinc Plated
4. T-nut - .390 Barrel, Zinc Plated
5. Keyed T-washer - Zinc Plated
6. Flat Washer - 1-1/4, Zinc Plated
7. Lock Washer - Zinc Plated
8. Hex Nut - 1/4-28, .625, Zinc Plated
9. Square Drive Bit - #3
10. Nylon Hole Plug

Cable Support System - Bow

	Length	Order No.
	9'	1355020
	12'	1355021

400 Series Perma-Shield® Improved/E-Z Casement Windows (1999 to Present)

Stormwatch® Protection (Coastal Product)

Note:

Andersen® products with Stormwatch® protection are designed for use in coastal areas. They feature design pressure upgrades, glass options, and structural enhancements. Sash are notched for grilles.

Sash

Sash - High Performance-Low-E4® (Impact Resistant)

Sash - High Performance-Low-E4® (Impact Resistant)

Note:

High Performance-LowE4® Impact Resistant sashes are available. Order by description.



Sash - High Performance-Low-E Sun II (Impact Resistant)


Note:

High Performance-LowE Sun II sashes are available. Order by description.

Sash - High Performance-Low-E4® Sun 3 (Impact Resistant)

Note:

High Performance-LowE4® Sun 3 sashes are available. Order by description.

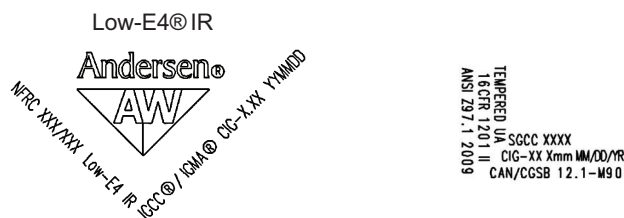


Sash - High Performance-Low-E4® Tempered (Impact Resistant)

Sash - High Performance-Low-E4® Tempered (Impact Resistant)

Note:

High Performance-LowE4® Impact Resistant Tempered sashes are available. Order by description.



Sash

Sash - High Performance-LowE Sun II Tempered (Impact Resistant)

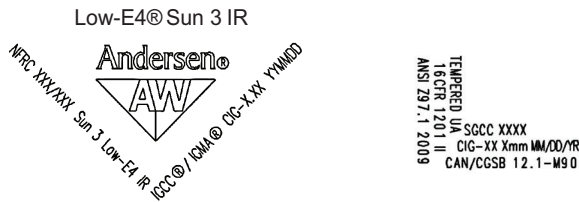
Note:

High Performance-LowE® Sun II Tempered sashes are available. Order by description.

Sash - High Performance-Low-E4® Sun 3 Tempered (Impact Resistant)

Note:

High Performance-LowE4® Sun 3 Tempered sashes are available. Order by description.



Sash - Laminated Monolithic (GLM) (Impact Resistant)

Sash - Gray Laminated Monolithic (GLM) (Impact Resistant)

Note:

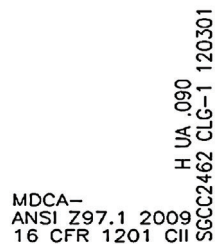
Gray Laminated Monolithic (GLM) sashes are available. Order by description.



Sash - Clear Laminated Monolithic (CLM) (Impact Resistant)

Note:

Clear Laminated Monolithic (CLM) sashes are available. Order by description.



400 Series Perma-Shield® Improved/E-Z Casement Windows (1999 to Present)

Stormwatch® Protection (Coastal Product)

Sash

Glass - Picture Windows / HP-Low-E4® (Impact Resistant)

Glass - Picture Window / High Performance-Low-E4® (Impact Resistant)					
Unit No.	Order No.	Unit No.	Order No.	Unit No.	Order No.
P3030	1563001	P4035	1563009	P5040	1563016
P3035	1563002	P4040	1563014	P5045	1563020
P3040	1563003	P4045	1563015	P5050	1563023
P3045	1563004	P4050	1563016	P5055	1563024
P3050	1563005	P4055	1563017	P5060	1563025
P3055	1563006	P4060	1563018	P5530	1563006
P3060	1563007	P4530	1563004	P5535	1563012
P3530	1563002	P4535	1563010	P5540	1563017
P3535	1563008	P4540	1563015	P5545	1563021
P3540	1563009	P4545	1563019	P5550	1563024
P3545	1563010	P4550	1563020	P6030	1563007
P3550	1563011	P4555	1563021	P6035	1563013
P3555	1563012	P4560	1563022	P6040	1563018
P3560	1563013	P5030	1563005	P6045	1563022
P4030	1563003	P5035	1563011	P6050	1563025

Glass - Picture Window / High Performance-Low-E4® Sun 3 (Impact Resistant)					
Unit No.	Order No.	Unit No.	Order No.	Unit No.	Order No.
P3030	1563126	P4035	1563134	P5040	1563141
P3035	1563127	P4040	1563139	P5045	1563145
P3040	1563128	P4045	1563140	P5050	1563148
P3045	1563129	P4050	1563141	P5055	1563149
P3050	1563130	P4055	1563142	P5060	1563150
P3055	1563131	P4060	1563143	P5530	1563131
P3060	1563132	P4530	1563129	P5535	1563137
P3530	1563127	P4535	1563135	P5540	1563142
P3535	1563133	P4540	1563140	P5545	1563146
P3540	1563134	P4545	1563144	P5550	1563149
P3545	1563135	P4550	1563145	P6030	1563132
P3550	1563136	P4555	1563146	P6035	1563138
P3555	1563137	P4560	1563147	P6040	1563143
P3560	1563138	P5030	1563130	P6045	1563147
P4030	1563128	P5035	1563136	P6050	1563150

Glass - Picture Window / High Performance-LowE Sun II (Impact Resistant)

Note:
High Performance-LowE Sun II glass is available by description.

Sash

Glass - Picture Windows / HP-Low-E4® Tempered (Impact Resistant)

Glass - Picture Window - High Performance-Low-E4® Tempered (Impact Resistant)					
Unit No.	Order No.	Unit No.	Order No.	Unit No.	Order No.
P3030	1563026	P4035	1563034	P5040	1563041
P3035	1563027	P4040	1563039	P5045	1563045
P3040	1563028	P4045	1563040	P5050	1563048
P3045	1563029	P4050	1563041	P5055	1563049
P3050	1563030	P4055	1563042	P5060	1563050
P3055	1563031	P4060	1563043	P5530	1563031
P3060	1563032	P4530	1563029	P5535	1563037
P3530	1563027	P4535	1563035	P5540	1563042
P3535	1563033	P4540	1563040	P5545	1563046
P3540	1563034	P4545	1563044	P5550	1563049
P3545	1563035	P4550	1563045	P6030	1563032
P3550	1563036	P4555	1563046	P6035	1563038
P3555	1563037	P4560	1563047	P6040	1563043
P3560	1563038	P5030	1563030	P6045	1563047
P4030	1563028	P5035	1563036	P6050	1563050

Glass - Picture Window / High Performance-Low-E4® Sun 3 Tempered (Impact Resistant)					
Unit No.	Order No.	Unit No.	Order No.	Unit No.	Order No.
P3030	1563101	P4035	1563109	P5040	1563116
P3035	1563102	P4040	1563114	P5045	1563120
P3040	1563103	P4045	1563115	P5050	1563123
P3045	1563104	P4050	1563116	P5055	1563124
P3050	1563105	P4055	1563117	P5060	1563125
P3055	1563106	P4060	1563118	P5530	1563106
P3060	1563107	P4530	1563104	P5535	1563112
P3530	1563102	P4535	1563110	P5540	1563117
P3535	1563108	P4540	1563115	P5545	1563121
P3540	1563109	P4545	1563119	P5550	1563124
P3545	1563110	P4550	1563120	P6030	1563107
P3550	1563111	P4555	1563121	P6035	1563113
P3555	1563112	P4560	1563122	P6040	1563118
P3560	1563113	P5030	1563105	P6045	1563122
P4030	1563103	P5035	1563111	P6050	1563125

Glass - Picture Window / High Performance-LowE Sun II Tempered (Impact Resistant)

Note:
High Performance-LowE Sun II Tempered glass is available by description.

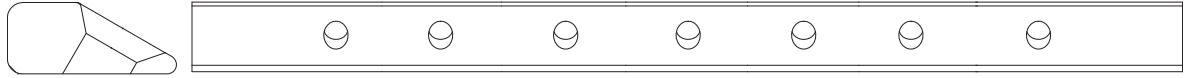
400 Series Perma-Shield® Improved/E-Z Casement Windows (1999 to Present)

Stormwatch® Protection (Coastal Product)

Sash

Sash Parts

Reinforced Sash Bar (Impact Resistant)



	Length	Size	White	Gray
	62 ¹ / ₄	55	1351119	1458105
	69 ⁷ / ₁₆	60	1351120	1458106


Sash

Glazing Beads - Vinyl (Impact Resistant)

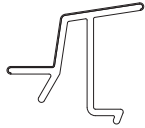
Note:

For use with laminated monolithic sash. Replace all four glazing beads on sash/units made prior to September 2014. Order special glazing beads by description.

Glazing Bead - 392 / Rail (Impact Resistant)

	Unit No.	Length	White	Terra-tone	Sand-tone	Forest Green	Canvas	Dark Bronze	Black
	CR1	13 ¹⁷ / ₃₂	1350850	1466150	0611850	3851370	9043167	9073996	9127197
	CN1	17 ¹ / ₁₆	1350851	1466151	0611851	3851372	9043168	9073997	9127198
	C1	20 ²¹ / ₃₂	1350854	1466154	0611854	3851378	9043170	9073999	9127200
	CW1	24 ³¹ / ₃₂	1350855	1466155	0611855	3851380	9043172	9074001	9127202
	CX1	28 ¹ / ₁₆	1350865	1466165	0611865	3851843	9043174	9074003	9127204
<i>September 2014 - Present</i>	CXW1	32 ¹ / ₂	1350857	1466157	0611857	3851384	9043176	9074005	9127206

Glazing Bead - 392 / Stile (Impact Resistant)

	Unit No.	Length	White	Terra-tone	Sand-tone	Forest Green	Canvas	Dark Bronze	Black
	C2	20 ⁵ / ₁₆	1350852	1466152	0611852	3851374	9043169	9073998	9127199
	C25	24 ⁹ / ₁₆	1350853	1466153	0611853	3851376	9043171	9074000	9127201
	A28	27 ²³ / ₃₂	1350864	1466164	0611864	3851379	9043173	9074002	9127203
	C3	32 ¹ / ₈	1350856	1466156	0611856	3851382	9043175	9074004	9127205
	C35	37	1350858	1466158	0611858	3851386	9043177	9074006	9127207
	C4	44 ³ / ₁₆	1350859	1466159	0611859	3851388	9043178	9074007	9127208
	C45	49	1350860	1466160	0611860	3851390	9043179	9074008	9127209
	C5	56 ¹ / ₁₆	1350861	1466161	0611861	3851392	9043180	9074009	9127210
	C55	61	1350862	1466162	0611862	3851394	9043181	9074010	9127211
<i>September 2014 - Present</i>	C6	68 ³ / ₃₂	1350863	1466163	0611863	3851396	9043182	9074011	9127212

400 Series Perma-Shield® Improved/E-Z Casement Windows (1999 to Present)

Stormwatch® Protection (Coastal Product)

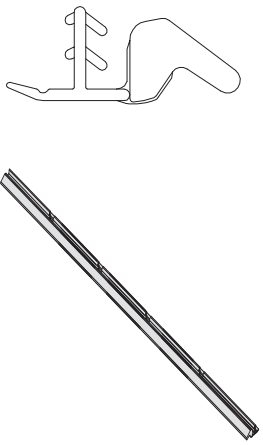
Sash

Weatherstrip (Impact Resistant)

Note:

See [Service Guide 0005423](#).

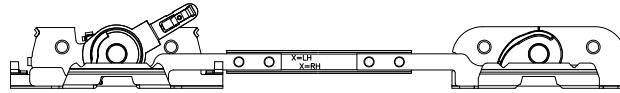
Weatherstrip (Impact Resistant)

	Unit No.	Order No.	Unit No.	Order No.	Unit No.	Order No.
	CR12	1347501	CN16	1347520	CW155	1347539
	CR125	1347502	C12	1347521	CW16	1347540
	CR13	1347504	C125	1347522	CX125	1347541
	CR135	1347505	C13	1347524	CX13	1347543
	CR14	1347506	C135	1347525	CX135	1347544
	CR145	1347507	C14	1347526	CX14	1347545
	CR15	1347508	C145	1347527	CX145	1347546
	CR155	1347509	C15	1347528	CX15	1347547
	CR16	1347510	C155	1347529	CX155	1347548
	CN12	1347511	C16	1347530	CX16	1347549
	CN125	1347512	CW12	1347531	CXW13	1347551
	CN13	1347514	CW125	1347532	CXW135	1347552
	CN135	1347515	CW13	1347534	CXW14	1347553
	CN14	1347516	CW135	1347535	CXW145	1347554
	CN145	1347517	CW14	1347536	CXW15	1347555
	CN15	1347518	CW145	1347537	CXW155	1347556
	CN155	1347519	CW15	1347538	CXW16	1347557

Hardware

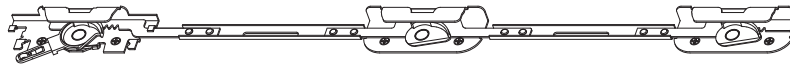
Locks and Lock Components *(Impact Resistant 2013 - Present)*

Lock - Tandem (Impact Resistant) *(2001 - Present)*



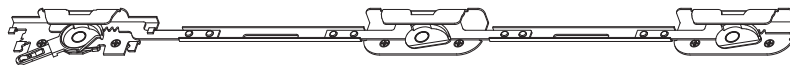
	Note: For use with unit sizes 3, 35.	Left	Right
		1361894	1361895

Lock - Triple / Short (Impact Resistant) *(2001 - Present)*



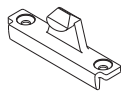
	Note: For use with unit sizes 4, 45.	Left	Right
		1361899	1361897

Lock - Triple / Long (Impact Resistant) *(2001 - Present)*



	Note: For use with unit sizes 5, 55, 6.	Left	Right
		1361898	1361896

Lock Keeper with screws - (HCR)



		Order No.
		1351439

Screw - Keeper (HCR)

	Description	Order No.
	8-18 x 5/8 NO7 PH FL Type 17 430 SS	3622315

400 Series Perma-Shield® Improved/E-Z Casement Windows (1999 to Present)

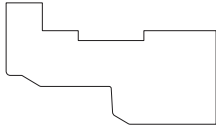
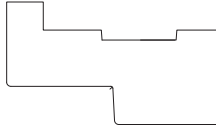
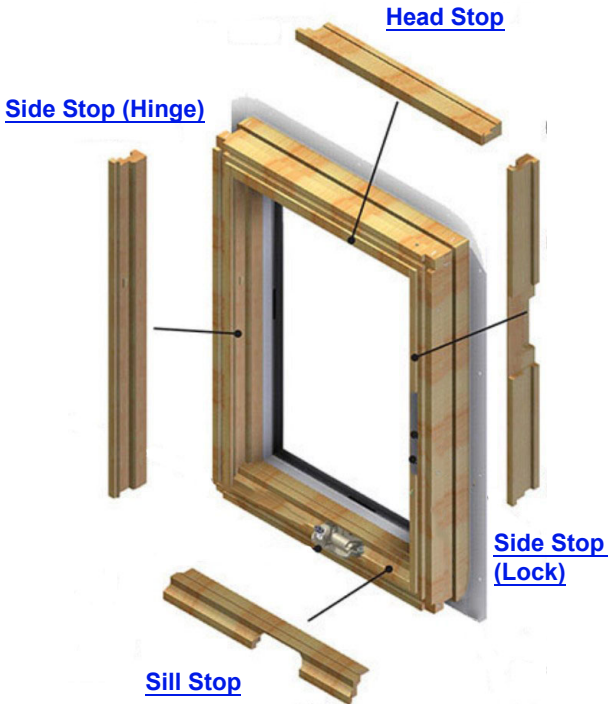
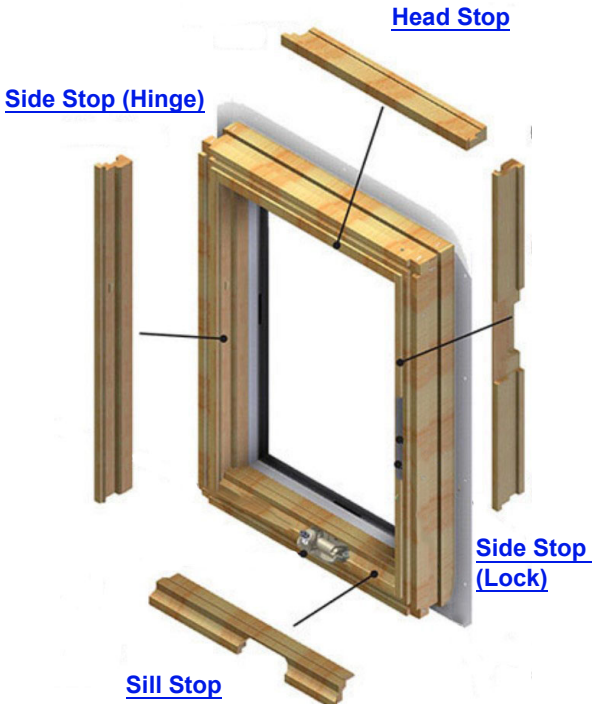
Stormwatch® Protection (Coastal Product)

Frames

Stop Graphic Impact Resistant - Venting / Stationary

Note:

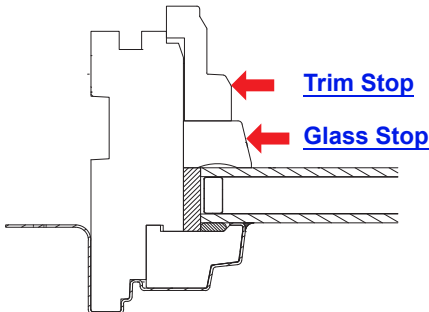
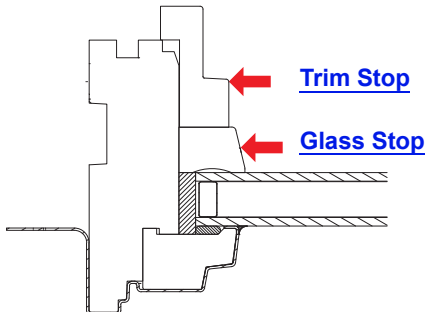
See [Stop Replacement Video](#). Venting impact resistant units use standard head, sill, and hinge side stops. 3 and 35 height uses tandem lock. 4 and 45 uses short triple lock. 5, 55 and 6 heights use long triple lock. Contemporary stops introduced in February 2022.

Traditional Stop (1999 to Present)	Contemporary Stop (2022 to Present)
	
	

Stop Graphic - Transom / Picture

Note:

See [Stop Replacement Video](#). Contemporary stops introduced in February 2022.

Traditional Stop (1999 to Present)	Contemporary Stop (2022 to Present)
	

Frames

Trim Stop / Traditional (Impact Resistant)

Note:

Impact resistant units use standard head, sill, and hinge side stops. 3 and 35 height uses tandem lock. 4 and 45 uses short triple lock. 5, 55 and 6 heights use long triple lock.

Stop - Lock Side with Strike (Impact Resistant)

Unit No.	Length	Natural Wood		Prefinished Interior White	
		Left	Right	Left	Right
C2	21 ¹³ / ₁₆				
C25	26 ¹ / ₁₆				
C3	33 ⁴¹ / ₆₄	1300002	1300003	1398138	1398139
C35	38 ³³ / ₆₄	1300004	1300005	1398140	1398141
C4	45 ⁴⁵ / ₆₄	1300010	1300011	1398142	1398143
C45	50 ³³ / ₆₄	1300012	1300013	1398144	1398145
C5	57 ³⁷ / ₆₄	1300014	1300015	1398146	1398147
C55	62 ³³ / ₆₄	1300016	1300017	1398148	1398149
C6	69 ³⁷ / ₆₄	1300018	1300019	1398150	1398151

Trim Stop / Contemporary (Impact Resistant)

Note:

Impact resistant units use standard head, sill, and hinge side stops. 3 and 35 height uses tandem lock. 4 and 45 uses short triple lock. 5, 55 and 6 heights use long triple lock.

Stop - Lock Side with Strike (Impact Resistant)

Unit No.	Length	Natural Wood		Prefinished Interior White	
		Left	Right	Left	Right
C2	21 ¹³ / ₁₆				
C25	26 ¹ / ₁₆				
C3	33 ⁴¹ / ₆₄	9189533	9189534	9189800	9189801
C35	38 ³³ / ₆₄	9189535	9189536	9189802	9189803
C4	45 ⁴⁵ / ₆₄	9189537	9189538	9189804	9189805
C45	50 ³³ / ₆₄	9189539	9189540	9189806	9189807
C5	57 ³⁷ / ₆₄	9189541	9189542	9189808	9189809
C55	62 ³³ / ₆₄	9189543	9189544	9189810	9189811
C6	69 ³⁷ / ₆₄	9189545	9189546	9189812	9189813

400 Series Perma-Shield® Improved/E-Z Casement Windows (1999 to Present)

Stormwatch® Protection (Coastal Product)

Frames

Glass Stop Kit - Picture Window (Impact Resistant)

Interior Glass Stop Kit - Picture Window (Impact Resistant)

Kit Includes:

Interior head stop, sill stop, and side stops with screws.

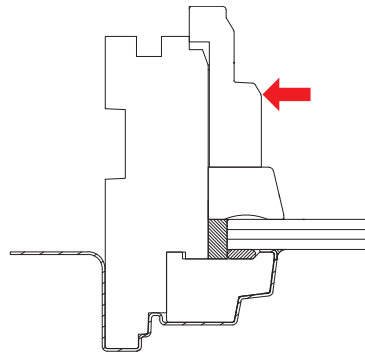
Unit No.	Natural Wood	Prefinished Interior White		Unit No.	Natural Wood	Prefinished Interior White	
P3030	1300253	1300278		P4530	1300256	1300281	
P3035	1300254	1300279		P4535	1300262	1300287	
P3040	1300255	1300280		P4540	1300267	1300292	
P3045	1300256	1300281		P4545	1300271	1300296	
P3050	1300257	1300282		P4550	1300272	1300297	
P3055	1300258	1300283		P4555	1300273	1300298	
P3060	1300259	1300284		P4560	1300274	1300299	
P3530	1300254	1300279		P5030	1300257	1300282	
P3535	1300260	1300285		P5035	1300263	1300288	
P3540	1300261	1300286		P5040	1300268	1300293	
P3545	1300262	1300287		P5045	1300272	1300297	
P3550	1300263	1300288		P5050	1300275	1300301	
P3555	1300264	1300289		P5055	1300276	1300305	
P3560	1300265	1300290		P5060	1300277	1300307	
P4030	1300255	1300280		P5530	1300258	1300283	
P4035	1300261	1300286		P5535	1300264	1300289	
P4040	1300266	1300291		P6035	1300265	1300290	
P4045	1300267	1300292		P6040	1300270	1300295	
P4050	1300268	1300293		P6045	1300274	1300299	
P4055	1300269	1300294		P6050	1300277	1300307	
P4060	1300270	1300295					

Frames

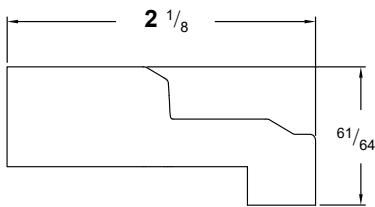
Trim Stop / Traditional - Transom Windows (Impact Resistant)

Note:

See [Product Details](#). See [head/sill](#) trim stops. See [side](#) trim stops. "Optional Glazing" typically used with laminated monolithic glass. Low-E4® IR glass uses the same [trim stop](#) as the standard unit.



Traditional Trim Stop - Transom Window / Optional Glazing / Side (Impact Resistant)



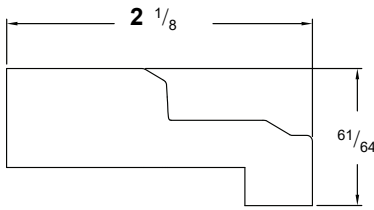
Unit No.	Dimensions	Natural Wood	Prefinished Interior White	Dark Bronze	Black
		TR10	8 ⁴⁹ / ₆₄	1352045	1353348
PTR55	61 ³⁷ / ₆₄	1351558	1351143		
CTR60/PTR60	68 ⁴¹ / ₆₄	1351559	1351144		
Unit No.	Dimensions	Terratone	Sandtone	Forest Green	Canvas
TR10	8 ⁴⁹ / ₆₄	9192736		9192780	9192784
PTR55	61 ³⁷ / ₆₄	9192712	9192691	9192767	9192747
CTR60/PTR60	68 ⁴¹ / ₆₄	9192713	9192692	9192829	9192828

400 Series Perma-Shield® Improved/E-Z Casement Windows (1999 to Present)

Stormwatch® Protection (Coastal Product)

Frames

Traditional Trim Stop - Transom Window / Optional Glazing / Head and Sill (Impact Resistant)



Unit No.	Dimensions	Natural Wood	Prefinished Interior White	Dark Bronze	Black
TR10	9 ⁴⁵ / ₆₄	1352046	1353337	9173169	9173164
CTR15	14 ⁴⁵ / ₆₄	1352047	1353338	9177355	9177366
CTR18	18 ¹³ / ₆₄	1352048	1353339	9177356	9177367
CTR20	21 ⁵³ / ₆₄	1352049	1353340	9177357	9177368
CTR24	26 ⁵ / ₆₄	1352050	1353341	9177358	9177369
CTR28	29 ¹³ / ₆₄	1352051	1353342	9177359	9177370
CTR29	31 ²⁹ / ₆₄	1352052	1353343	9177360	9177371
CTR30/PTR30	33 ⁴¹ / ₆₄	1351568	1351133	9145977	9145897
CTR34	38 ²⁹ / ₆₄	1352053	1353344	9177361	9177372
PTR35	38 ³³ / ₆₄	1351569	1351134	9145978	9145898
CTR40/PTR40	45 ⁴⁵ / ₆₄	1351570	1351135	9145979	9145899
PTR45	50 ³³ / ₆₄	1351571	1351136	9145980	9145900
CTR48	54 ¹³ / ₆₄	1352054	1353345	9177362	9177373
PTR50	57 ³⁷ / ₆₄	1351572	1351137	9145981	9145901
PTR51				9177365	9177376
CTR52	60 ²⁹ / ₆₄	1352055	1353346	9177363	9177374
CTR511	69 ²¹ / ₆₄	1352056	1353347	9177364	9177375

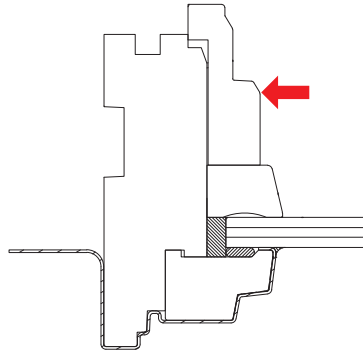
Unit No.	Dimensions	Terratone	Sandtone	Forest Green	Canvas
TR10	9 ⁴⁵ / ₆₄	9192726		9192781	9192785
CTR15	14 ⁴⁵ / ₆₄	9192727		9192808	9192818
CTR18	18 ¹³ / ₆₄		9192728	9192809	9192819
CTR20	21 ⁵³ / ₆₄	9192729		9192810	9192820
CTR24	26 ⁵ / ₆₄		9192730	9192811	9192821
CTR28	29 ¹³ / ₆₄				
CTR29	31 ²⁹ / ₆₄	9192731		9192812	9192822
CTR30/PTR30	33 ⁴¹ / ₆₄	9192704	9192683	9192739	9192759
CTR34	38 ²⁹ / ₆₄	9192732		9192813	9192823
PTR35	38 ³³ / ₆₄	9192705	9192684	9192760	9192740
CTR40/PTR40	45 ⁴⁵ / ₆₄				
PTR45	50 ³³ / ₆₄	9192706	9192686	9192741	9192761
CTR48	54 ¹³ / ₆₄	9192733		9192814	9192824
PTR50	57 ³⁷ / ₆₄				
PTR51		9192738		9192817	9192827
CTR52	60 ²⁹ / ₆₄	9192734		9192815	9192825
CTR511	69 ²¹ / ₆₄		9192735	9192816	9192826

Frames

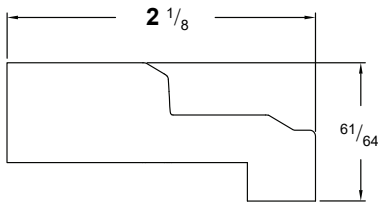
Trim Stop / Traditional - Picture Windows (Impact Resistant)

Note:

See [Product Details](#). See [head/sill](#) trim stops. See side trim stops below. "Optional Glazing" typically used with laminated monolithic glass. Low-E4® IR glass uses the same [trim stop](#) as the standard unit.



Traditional Trim Stop - Picture Window / Optional Glazing / Side (Impact Resistant)



Unit No.	Dimensions	Natural Wood	Prefinished Interior White	Dark Bronze	Black
P30	32 ⁴⁵ / ₆₄	1351553	1351138	9145982	9145902
P35	37 ³⁷ / ₆₄	1351554	1351139	9145983	9145903
P40	44 ⁴⁹ / ₆₄	1351555	1351140	9145984	9145904
P45	49 ³⁷ / ₆₄	1351556	1351141	9145985	9145905
P50	56 ⁴¹ / ₆₄	1351557	1351142	9145986	9145906
P55	61 ³⁷ / ₆₄	1351558	1351143	9145987	9145907
P60	68 ⁴¹ / ₆₄	1351559	1351144	9177378	9177377
Unit No.	Dimensions	Terratone	Sandtone	Forest Green	Canvas
P30	32 ⁴⁵ / ₆₄	9192707	9192687	9192762	9192742
P35	37 ³⁷ / ₆₄	9192708	9192688	9192763	9192743
P40	44 ⁴⁹ / ₆₄	9192709		9192744	9192764
P45	49 ³⁷ / ₆₄	9192710	9192690	9192745	9192765
P50	56 ⁴¹ / ₆₄	9192711		9192746	9192766
P55	61 ³⁷ / ₆₄	9192712	9192691	9192767	9192747
P60	68 ⁴¹ / ₆₄	9192713	9192692	9192829	9192828

400 Series Perma-Shield® Improved/E-Z Casement Windows (1999 to Present)

Stormwatch® Protection (Coastal Product)

Frames

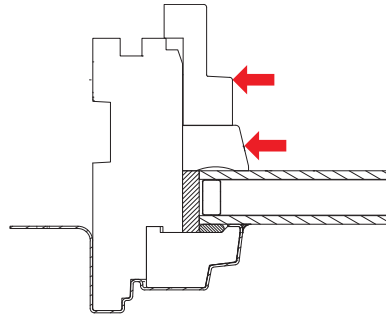
Traditional Trim Stop - Picture Window / Optional Glazing / Head and Sill (Impact Resistant)						
	Unit No.	Dimensions	Natural Wood	Prefinished Interior White	Dark Bronze	Black
	P30	33 ⁴¹ / ₆₄	1351568	1351133		
	P35	38 ³³ / ₆₄	1351569	1351134		
	P40	45 ⁴⁵ / ₆₄	1351570	1351135		
	P45	50 ³³ / ₆₄	1351571	1351136		
	P50	57 ³⁷ / ₆₄	1351572	1351137		
	Unit No.	Dimensions	Terratone	Sandtone	Forest Green	Canvas
	P30	33 ⁴¹ / ₆₄	9192704	9192683	9192739	9192759
	P35	38 ³³ / ₆₄	9192705	9192684	9192760	9192740
	P40	45 ⁴⁵ / ₆₄				
	P45	50 ³³ / ₆₄	9192706	9192686	9192741	9192761
P50	57 ³⁷ / ₆₄					

Frames

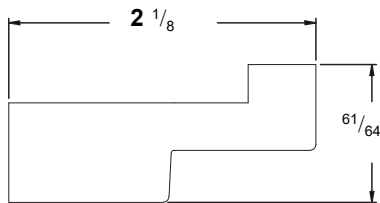
Trim Stop / Contemporary - Transom Windows (Impact Resistant)

Note:

See [Product Details](#). See [head/sill](#) trim stops. See [side](#) trim stops. "Optional Glazing" typically used with laminated monolithic glass. Low-E4® IR glass uses the same [trim stop](#) as the standard unit.



Contemporary Trim Stop - Transom Window / Optional Glazing / Side (Impact Resistant)



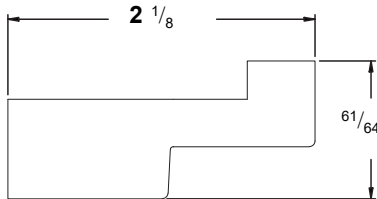
Unit No.	Dimensions	Natural Wood	Prefinished Interior White	Dark Bronze	Black
		TR10	8 ⁴⁹ / ₆₄	9189694	9189791
PTR55	61 ³⁷ / ₆₄	9189599	9189578	9190690	9190665
CTR60/PTR60	68 ⁴¹ / ₆₄	9189600	9189579	9190759	9190758
Unit No.	Dimensions	Terratone	Sandtone	Forest Green	Canvas
TR10	8 ⁴⁹ / ₆₄	9191745	9191742	9191744	9191743
PTR55	61 ³⁷ / ₆₄	9191641	9191640	9191639	9191638
CTR60/PTR60	68 ⁴¹ / ₆₄	9191645	9191644	9191643	9191642

400 Series Perma-Shield® Improved/E-Z Casement Windows (1999 to Present)

Stormwatch® Protection (Coastal Product)

Frames

Contemporary Trim Stop - Transom Window / Optional Glazing / Head and Sill (Impact Resistant)



Unit No.	Dimensions	Natural Wood	Prefinished Interior White	Dark Bronze	Black
TR10	9 ⁴⁵ / ₆₄	9189695	9189780	9190711	9190707
CTR15	14 ⁴⁵ / ₆₄	9189696	9189781	9190736	9190747
CTR18	18 ¹³ / ₆₄	9189697	9189782	9190737	9190748
CTR20	21 ⁵³ / ₆₄	9189698	9189783	9190738	9190749
CTR24	26 ⁵ / ₆₄	9189699	9189784	9190739	9190750
CTR28	29 ¹³ / ₆₄	9189700	9189785	9190740	9190751
CTR29	31 ²⁹ / ₆₄	9189701	9189786	9190741	9190752
CTR30/PTR30	33 ⁴¹ / ₆₄	9189601	9189568	9190680	9190655
CTR34	38 ²⁹ / ₆₄	9189702	9189787	9190742	9190753
PTR35	38 ³³ / ₆₄	9189602	9189569	9190681	9190656
CTR40/PTR40	45 ⁴⁵ / ₆₄	9189603	9189570	9190682	9190657
PTR45	50 ³³ / ₆₄	9189604	9189571	9190683	9190658
CTR48	54 ¹³ / ₆₄	9189703	9189788	9190743	9190754
PTR50	57 ³⁷ / ₆₄	9189605	9189572	9190684	9190659
CTR51	58 ⁴⁵ / ₆₄	9189890	9189891	9190746	9190757
CTR52	60 ²⁹ / ₆₄	9189704	9189789	9190744	9190755
CTR511	69 ²¹ / ₆₄	9189705	9189790	9190745	9190756

Unit No.	Dimensions	Terratone	Sandtone	Forest Green	Canvas
TR10	9 ⁴⁵ / ₆₄	9191701	9191698	9191700	9191699
CTR15	14 ⁴⁵ / ₆₄	9191705	9191702	9191704	9191703
CTR18	18 ¹³ / ₆₄	9191709	9191706	9191708	9191707
CTR20	21 ⁵³ / ₆₄	9191713	9191710	9191712	9191711
CTR24	26 ⁵ / ₆₄	9191717	9191714	9191716	9191715
CTR28	29 ¹³ / ₆₄	9191721	9191718	9191720	9191719
CTR29	31 ²⁹ / ₆₄	9191725	9191722	9191724	9191723
CTR30/PTR30	33 ⁴¹ / ₆₄	9191601	9191600	9191599	9191598
CTR34	38 ²⁹ / ₆₄	9191729	9191726	9191728	9191727
PTR35	38 ³³ / ₆₄	9191605	9191604	9191603	9191602
CTR40/PTR40	45 ⁴⁵ / ₆₄	9191609	9191608	9191607	9191606
PTR45	50 ³³ / ₆₄	9191613	9191612	9191611	9191610
CTR48	54 ¹³ / ₆₄	9191733	9191730	9191732	9191731
PTR50	57 ³⁷ / ₆₄	9191617	9191616	9191615	9191614
CTR51	58 ⁴⁵ / ₆₄	9191752	9191750	9191753	9191751
CTR52	60 ²⁹ / ₆₄	9191737	9191734	9191736	9191735
CTR511	69 ²¹ / ₆₄	9191741	9191738	9191740	9191739

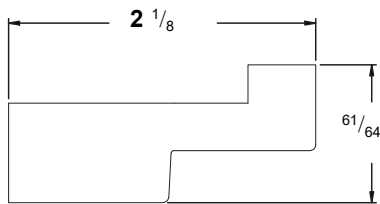
Frames

Trim Stop / Contemporary - Picture Windows (Impact Resistant)

Note:

See [Product Details](#). See [head/sill](#) trim stops. See side trim stops below. "Optional Glazing" typically used with laminated monolithic glass. Low-E4@ IR glass uses the same [trim stop](#) as the standard unit.

Contemporary Trim Stop - Picture Window / Optional Glazing / Side (Impact Resistant)



Unit No.	Dimensions	Natural Wood	Prefinished Interior White	Dark Bronze	Black
P30	32 ⁴⁵ / ₆₄	9189594	9189573	9190685	9190660
P35	37 ³⁷ / ₆₄	9189595	9189574	9190686	9190661
P40	44 ⁴⁹ / ₆₄	9189596	9189575	9190687	9190662
P45	49 ³⁷ / ₆₄	9189597	9189576	9190688	9190663
P50	56 ⁴¹ / ₆₄	9189598	9189577	9190689	9190664
P55	61 ³⁷ / ₆₄	9189599	9189578	9190690	9190665
P60	68 ⁴¹ / ₆₄	9189600	9189579	9190759	9190758

Unit No.	Dimensions	Terratone	Sandtone	Forest Green	Canvas
P30	32 ⁴⁵ / ₆₄	9191621	9191620	9191619	9191618
P35	37 ³⁷ / ₆₄	9191625	9191624	9191623	9191622
P40	44 ⁴⁹ / ₆₄	9191629	9191628	9191627	9191626
P45	49 ³⁷ / ₆₄	9191633	9191632	9191631	9191630
P50	56 ⁴¹ / ₆₄	9191637	9191636	9191635	9191634
P55	61 ³⁷ / ₆₄	9191641	9191640	9191639	9191638
P60	68 ⁴¹ / ₆₄	9191645	9191644	9191643	9191642

400 Series Perma-Shield® Improved/E-Z Casement Windows (1999 to Present)

Stormwatch® Protection (Coastal Product)

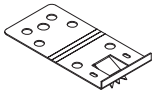
Frames

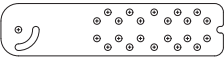
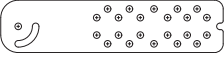
Contemporary Trim Stop - Picture Window / Optional Glazing / Head and Sill (Impact Resistant)						
	Unit No.	Dimensions	Natural Wood	Prefinished Interior White	Dark Bronze	Black
	P30	33 ⁴¹ / ₆₄	9189601	9189568	9190680	9190655
	P35	38 ³³ / ₆₄	9189602	9189569	9190681	9190656
	P40	45 ⁴⁵ / ₆₄	9189603	9189570	9190682	9190657
	P45	50 ³³ / ₆₄	9189604	9189571	9190683	9190658
	P50	57 ³⁷ / ₆₄	9189605	9189572	9190684	9190659
	Unit No.	Dimensions	Terratone	Sandtone	Forest Green	Canvas
	P30	33 ⁴¹ / ₆₄	9191601	9191600	9191599	9191598
	P35	38 ³³ / ₆₄	9191605	9191604	9191603	9191602
	P40	45 ⁴⁵ / ₆₄	9191609	9191608	9191607	9191606
	P45	50 ³³ / ₆₄	9191613	9191612	9191611	9191610
P50	57 ³⁷ / ₆₄	9191617	9191616	9191615	9191614	

Frame Parts									
Sash Snugger - Aluminum (Impact Resistant)									
Unit No.	Length	# of Holes	White	Terratone	Sandtone	Forest Green	Canvas	Dark Bronze	Black
20	22 ²¹ / ₃₂	3	1351380	1445661	0671111	0508101	9043157	9073986	9129193
25	26 ²¹ / ₃₂	3	1351381	1445662	0671112	0508102	9043158	9073987	9129194
28	30 ¹ / ₃₂	3	3070880	3070890	3070885	3070895	9043159	9073988	9129195
30	34 ¹⁵ / ₃₂	5	1351382	1445663	0671113	0508103	9043160	9073989	9129196
35	39 ¹¹ / ₃₂	5	1351383	1445664	0671114	0508104	9043161	9073990	9129197
40	46 ¹⁷ / ₃₂	5	1351384	1445665	0671115	0508105	9043162	9073991	9129198
45	51 ¹¹ / ₃₂	5	1351385	1445666	0671116	0508106	9043163	9073992	9129199
50	58 ¹³ / ₃₂	7	1351386	1445667	0671117	0508107	9043164	9073993	9129200
55	63 ¹¹ / ₃₂	7	1351387	1445668	0671118	0508108	9043165	9073994	9129201
60	70 ¹³ / ₃₂	7	1351388	1445669	0671119	0508109	9043166	9073995	9129202

Screw - Sash Snugger (Impact Resistant)		
	Description	Order No.
	6-20 x 1/2, PR 18-8 302	1351339

Frames

Installation Clips (Impact Resistant)		
Installation Clip Kit with Screws (Impact Resistant)		
	Kit Includes: (10) Jamb clips (20) Clip screws	Order No.
		1376706
Stationary Clip Screw (Impact Resistant)		
	Description	Order No.
	7-19 x 5/8, typ AB SL	1351337

Jamb Clip Kit (Impact Resistant)			
Jamb Clip Kit - 6" (Impact Resistant)			
	Kit Includes: Jamb clips and 3 sets of screws for Tilt-Wash Windows, Casement/Awning Windows, and specialty windows. Note: For use with pre-applied extension jambs. Made of 304 annealed stainless steel, making it compatible with ACQ treated lumber. These clips are approved for use with all Stormwatch® products and for Miami-Dade County. The clips are pre-punched with holes for unit installation in wall thicknesses from 4-9/16" to 7-1/8". Additional pre-punched holes are available to compensate for wall thickness variations.	Quantity	Clip Dimensions
		10 clips	6 3/8 x 1 1/2
			9014867
Jamb Clips - 6" (Impact Resistant)			
		Quantity	Clip Dimensions
		500 clips	6 3/8 x 1 1/2
			Order No.
			1376707

400 Series Perma-Shield® Improved/E-Z Casement Windows (1999 to Present)

Stormwatch® Protection (Coastal Product)

Joining Components

LVL Reinforced Joining Components

Joining Kit - 3/4" LVL / One-Way / 4 9/16" Wall								
Kit Includes:								
(2) Gusset plates			(4) #10-12 x 3" screws					
(1) Aluminum trim strip with 3/4" LVL joining strip			(28) #8-15 x 3" screws					
(4) Foam void filler			(3) #8-18 x 1-3/4" screws					
(1) Exterior trim strip			(12) #10 x 2-1/2" screws					
Unit No	Length	White	Terratone	Sandtone	Forest Green	Canvas	Dark Bronze	Black
PSCA60	6'	1320953	1439603	0614203	0519303	9076738	9076970	9129361
PSCA80	8'	1320917	1439607	0614207	0519307	9076742	9076974	9129365

Joining Kit - LVL / One-Way / 6 9/16" Wall								
Unit No	Length	White	Terratone	Sandtone	Forest Green	Canvas	Dark Bronze	Black
PSCA60	6'	1320920	1439610	0614210	0519310	9076745	9076977	9129368
PSCA80	8'	1320921	1439611	0614211	0519311	9076746	9076978	9129369
PSCA100	10'	1320922	1439612	0614212	0519312	9076747	9076979	9129370

Joining Kit - 3/4" LVL / Two-Way / 6 9/16" Wall								
Kit Includes:								
(2) Joining brackets			(4) #10-12 x 3" screws					
(1) Aluminum trim strip with 3/4" LVL joining strip			(14) #8-15 x 3" screws					
(4) Foam void filler			(16) #8 x 3/4" bracket screws					
(1) Exterior trim strip			(8) #8-18 x 1-3/8" screws					
(2) Intersection brackets			(18) #10 x 2-1/2" screws					
Unit No	Length	White	Terratone	Sandtone	Forest Green	Canvas	Dark Bronze	Black
PSCA60	6'	1320954	1439604	0614204	0519304	9076739	9076971	9129362
PSCA80	8'	1320955	1439605	0614205	0519305	9076740	9076972	9129363
PSCA100	10'	1320956	1439606	0614206	0519306	9076741	9076973	9129364

Joining Kit - LVL / Two-Way / 4 9/16" Wall								
Unit No	Length	White	Terratone	Sandtone	Forest Green	Canvas	Dark Bronze	Black
PSCA60	6'	1320918	1439608	0614208	0519308	9076743	9076975	9129366
PSCA80	8'	1320919	1439609	0614209	0519309	9076744	9076976	9129367

Joining Components

"L" Bracket - 3/4" LVL / 7 9/16" Wall	
	Order No.
	2573481

Load Transfer Bracket - 3/4" LVL / 6 9/16" Wall	
	Order No.
	1600202

Joining Strip - 3/4" LVL / 4 9/16" Wall	
	Order No.
	1302199

Trim Strip - Exterior - 3/4" LVL								
Unit No	Length	White	Terratone	Sandtone	Forest Green	Canvas	Dark Bronze	Black
PSCA60	71 7/8	1300075	1400592	0600197	0501029	9033564	9073862	9129250
PSCA80	96	1300076	1400593	0600198	0501030	9033565	9073182	9129216
PSCA100	120	1300077	1400594	0600199	0501031	9033566	9073183	9129217

Joining Strip - 3/4" LVL / 6 9/16" Wall		
	Unit No.	Order No.
	C20	1300088
	C96	1300087
Gusset Plate - 18" Reinforced		
	Order No.	
	1600199	

400 Series Perma-Shield® Improved/E-Z Casement Windows (1999 to Present)

Service Replacement

Service Replacement Only Parts

Service Replacement Only Parts

Note:

This section is specifically designed for parts that should only be ordered if a Territory Service Manager/Service Provider Company has requested them to be ordered or if the customer agrees to also pay for a non-warranty repair/replace service job (subject to availability) for these parts to be installed. We do not recommend anyone other than a trained AW employee or Service Provider install these parts due to the complexity of installation, modifications required for installation and/or requirement of special tools.

Interior / Exterior Grilles - Traditional

Grille - Divided Light / Interior and Exterior / Permanent

Note:

These grilles can only be ordered by a Territory Service Manager/Service Provider Company. Profiles are 3/4", 7/8", 1 1/8", and 2 1/4".

There is no spacer in these grilles. Grilles have simulated divided light construction and are available in standard pattern or specified equal lights with one profile or mixed profiles.

Grille - Divided Light / Exterior with Removable Interior / Permanent

Note:

These grilles can only be ordered by a Territory Service Manager/Service Provider Company. Profiles are 3/4", 7/8", 1 1/8", and 2 1/4".

There is no spacer in these grilles. Grilles have simulated divided light construction and are available in standard pattern or specified equal lights with one profile or mixed profiles.

Service Replacement Only Parts

Interior Grilles - Contemporary

Note:

Permanently applied grilles can only be ordered by Andersen Territory Service Representatives, Andersen Service Dealers and Providers.

Interior Grilles- Contemporary / 96" Taped

	Color	3/4"	2 1/4"
	White	9189462	9189463
	Terratone	9189466	9189467
	Sandtone	9189460	9189461
	Forest Green	9189464	9189465
	Canvas	9189468	9189469
	Prairie Grass	9189476	9189477
	Cocoa Bean	9189470	9189471
	Dove Gray	9189474	9189475
	Red Rock	9189490	9189491
	Dark Bronze	9189486	9189487
	Black	9189488	9189489

Interior Grilles- Contemporary / 144" Taped

	Color	3/4"	2 1/4"
	White	9189480	9189481
	Terratone	9189484	9189485
	Sandtone	9189478	9189479
	Forest Green	9189482	9189483
	Canvas	9189492	9189493
	Prairie Grass		9189507
	Cocoa Bean	9189498	9189499
	Dove Gray	9189504	9189505
	Red Rock	9189500	9189501
	Dark Bronze	9189494	9189495
	Black	9189496	9189497

400 Series Perma-Shield® Improved/E-Z Casement Windows (1999 to Present)

Service Replacement

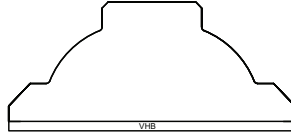
Service Replacement Only Parts

Exterior Grilles - HDN

Exterior Grille - HDN / Lineal / PVC

Note:

These grilles can only be ordered by a Territory Service Manager/Service Provider Company.



Length	White			Terratone			Sandtone		
	3/4"	7/8"	1 1/8"	3/4"	7/8"	1 1/8"	3/4"	7/8"	1 1/8"
60 in	2322030	2322034	2322038	N/A	N/A	N/A	N/A	N/A	N/A
84 in	2322031	2322035	2322039	N/A	N/A	N/A	N/A	N/A	N/A

Service Replacement Only Parts

Hinge Shims	
Hinge Channel Shim - Straight Arm Operator / 1/16"	
	Order No.
	1357608
Hinge Channel Shim - Split Arm Operator	
	Order No.
	1357612

Weatherstrip	
Weatherstrip - Foam / 25'	
	Order No.
	9186422

Glass Stops - Picture Windows (1996 to 2002)				
Glass Stop - Picture Window / Side / Coped End (1996 to 2002)				
<p>Square End</p> <p>Coped End</p>	Unit No.	Dimensions	Natural Wood	Prefinished Interior (PI) White
	P30	31 ³¹ / ₆₄	1351663	N/A
	P35	36 ²³ / ₆₄	1351664	N/A
	P40	43 ⁴⁹ / ₆₄	1351665	N/A
	P45	48 ³⁵ / ₆₄	1351666	N/A
	P50	55 ²⁷ / ₆₄	1351667	N/A
	P55	60 ²³ / ₆₄	1351668	N/A
	P60	67 ²⁷ / ₆₄	1351669	N/A

Glass Stop - Picture Window / Head and Sill / Square End (1996 to 2002)				
	Unit No.	Dimensions	Natural Wood	Prefinished Interior (PI) White
	P30	33 ¹ / ₈	1351658	N/A
	P35	37 ⁶³ / ₆₄	1351659	N/A
	P40	45 ³ / ₁₆	1351660	N/A
	P45	49 ⁶³ / ₆₄	1351661	N/A
	P50	57 ¹ / ₁₆	1351662	N/A

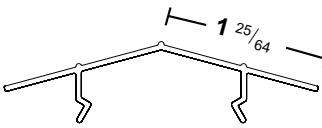
400 Series Perma-Shield® Improved/E-Z Casement Windows (1999 to Present)

Service Replacement

Service Replacement Only Parts

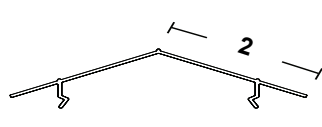
Trim Strips - Angle Bay

Trim Strip - Angle Bay 30° / Post Ref. No. 13 [page 185](#)



Unit No.	Length	White	Terratone	Sand-tone	Forest Green	Canvas	Dark Bronze	Black
C3	35 7/8	1365404	1465204	0611104	0514059	9087204	9087241	9129279
C35	40 3/4	1365406	1465206	0611106	0514060	9087205	9087242	9129280
C4	47 7/8	1365408	1465208	0611108	0514061	9087206	9087243	9129281
C45	52 3/4	1365410	1465210	0611110	0514062	9087207	9087244	9129282
C5	59 7/8	1365412	1465212	0611112	0514063	9087208	9087245	9129283
C55	64 3/4	1365414	1465214	0611114	0514064	9087209	9087246	9129284
C6	71 7/8	1365416	1465216	0611116	0514065	9087210	9087247	9129285
8'	96 1/8	1365502	1449006	0607235	0514066	9087203	9087240	9129278

Trim Strip - Angle Bay 45° / Post Ref. No. 13 [page 185](#)



Unit No.	Length	White	Terratone	Sand-tone	Forest Green	Canvas	Dark Bronze	Black
C3	35 7/8	1364404	1464204	0611204	0514075	9087211	9087248	9129286
C35	40 3/4	1364406	1464206	0611206	0514076	9087212	9087249	9129287
C4	47 7/8	1364408	1464208	0611208	0514077	9087213	9087250	9129288
C45	52 3/4	1364410	1464210	0611210	0514078	9087214	9087251	9129289
C5	59 7/8	1364412	1464212	0611212	0514079	9087215	9087252	9129290
C55	64 3/4	1364414	1464214	0611214	0514080	9087216	9087253	9129291
C6	71 7/8	1364416	1464216	0611216	0514081	9087217	9087254	9129292
8'	96 1/8	1365503	1449007	0611036	0514082	9103547	9103546	9129293

Service Replacement Only Parts

Cartons					
Cartons - Unit					
Unit No.	Order No.	Unit No.	Order No.	Unit No.	Order No.
CR12	4745140	CW16	4745210	CW23	4745312
CR125	4745142	CX125	4745600	CW235	4745314
CR13	4745144	CX13	4745605	CW24	4745316
CR135	4745146	CX135	4745610	CW245	4745318
CR14	4745148	CX14	4745620	CW25	4745320
CR145	4745150	CX145	4745625	CW255	4745322
CR15	4745152	CX15	4745630	CW26	4745324
CR155	4745154	CX155	4745635	C335/CXW235/P3560/ P6035	4745328
CR16	4745156	CX16	4745640	C34/CXW24/P4060/ P6040	4745330
CN12	4745158	CXW13	4745216	C345/P4560/P6045/ CXW245	4745332
CN125	4745160	CXW135	4745218	C35/CXW25/P5060/ P6050	4745334
CN13	4745162	CXW14	4745220	CX23/CN33	4745665
CN135	4745164	CXW145	4745222	CX235	4745670
CN14	4745166	CXW15	4745224	CX24	4745675
CN145	4745168	CXW155	4745226	CX245	4745680
CN15	4745170	CXW16	4745228	CX25/CN35	4745685
CN55	4745172	CR23	4745270	CW33	4747400
CN16	4745174	CR235	4745272	CW335	4747410
C12	4745176	CR24	4745274	CW34	4747420
C125	4745178	CR245	4745276	CW345	4747430
C13	4745180	CR25	4745278	CW35	4747440
C135	4745182	CR255	4745280	CX23/CN33	4745665
C14	4745184	CR26	4745282	CX235	4745670
C145	4745186	CN235/P3535	4745286	P3545/P4535	4745386
C15	4745188	CN24	4745288	P3550/P5035	4745388
C155	4745190	CN245	4745290	P3555/P5535	4745399
C16	4745192	CN25	4745292	P4045/P4540	4745400
CW12	4745194	CN255	4745294	P4050/P5040	4745402
CW125	4745196	CN26	4745296	P4055/P5540	4745404
CW13	4745198	C235/P3540/P4035	4745300	P4545	4745412
CW135	4745200	C24/P4040	4745302	P4550/P5045	4745414
CW14	4745202	C245	4745304	P4555/P5545	4745415
CW145	4745204	C25	4745306	P5050/CP505	4745416
CW15	4745206	C255	4745308	P5055/P5550	4745418
CW155	4745208	C26	4745310		

400 Series Perma-Shield® Improved/E-Z Casement Windows (1999 to Present)

Service Replacement

Service Replacement Only Parts

Cartons - Sash					
Unit No.	Order No.	Unit No.	Order No.	Unit No.	Order No.
CR12/AR21	9067710	C12/A21	9067730	CX12/AX21	9067750
CR125/AR251	9067711	C125/A251	9067731	CX125/AX251	9067751
CR13/AR31	9067713	C13/A31	9067733	CX13/AX31	9067753
CR135/AR351	9067714	C135/A351	9067734	CX135/AX351	9067754
CR14/AR4	9067715	C14/A4	9067735	CX14/AX4	9067755
CR145/AR451	9067716	C145/A451	9067736	C145/A451	9067756
CR15/AR51	9067717	C15/A51	9067737	CX15/AX51	9067757
CR155/AR551	9067718	C155/A551	9067738	CX155/AX551	9067758
CR16/AR61	9067719	CW16/AW61	9067739	CXW16/AXW61	9067759
CN12/AR21	9067720	CW12/AW21	9067740	CXW12/AXW21	9067760
CN125/AR251	9067721	CW125/AW251	9067741	CXW125/AXW251	9067761
CN13/AR31	9067723	CW13/AW31	9067743	CXW13/AXW31	9067763
CN135/AR351	9067724	CW135/AW351	9067744	CXW135/AXW351	9067764
CN14/AR4	9067725	CW14/AW4	9067745	CXW14/AXW4	9067765
CN145/AR451	9067726	CW145/AW451	9067746	CXW145/AXW451	9067766
CN15/AR51	9067727	CW15/AW51	9067747	CXW15/AXW51	9067767
CN155/AR551	9067728	CW155/AW551	9067748	CXW155/AXW551	9067768
CN16/AR61	9067729	CW16/AW61	9067749	CXW16/AXW61	9067769

Cartons - Picture Window Sash					
Unit No.	Order No.	Unit No.	Order No.	Unit No.	Order No.
PSCPS303	4747097	CP235/AP352	4747104	CP335/AP353	4747114
CP23/AP32	4747100	CP24/AP42	4747105	CP245/CP255/CP34/ CP26	4747115
PSCPS305	4747102	CP25/AP52	4747110	CP505/AP550	4747117
CP3535/AP3535	4747103	CP33/AP33	4747113		

Pad - Unit		
Pad - Unit		
	Unit No.	Order No.
	C5	4748500

Service Replacement Only Parts

Bulletins

- 2016** Dark Bronze and Black **interiors** introduced. See [Bulletin 37-16](#) for more detail.
- 2015** Black **exteriors** introduced. See [Bulletin 25-15](#) for more detail.
- 2012** Sash notch removed. See [Bulletin 20-12](#) for more detail.
- 2012** Window Opening Control Device introduced. See [Bulletin 01-12](#) for more detail.
- 2010** Distressed Bronze hardware finish introduced. See [Bulletin 400/200S-910](#) for more detail.
- 2009** Custom sizes introduced. See [Bulletin PSW-309](#) for more detail.
- 2008** SmartSun™ glass introduced. See [Bulletin SM-1108](#) for more detail.
- 2006** Factory applied 6 9/16" extension jambs introduced. See [Bulletin PSW-106](#) for more detail.
- 2001** Forest Green introduced. See Bulletins for more detail.
- 1999** PI options (pre-finished inside) introduced. See Bulletins for more detail.
- 1999** Improved hinge and lock system introduced. See Bulletins for more detail.

Bulletin 37-16 (July 2016)

Black & Dark Bronze Interior Launch for Andersen® 400 Series Windows



Dealer Bulletin 37-16
July 2016
Authors: Shawn Aherns

With the expanding popularity of contemporary design, Andersen is pleased to announce the launch of black interior and dark bronze interior color options for 400 Series windows. These products will be available with the Andersen® Intelligent Quote (iQ) software v.16.1 release on August 1, 2016. Andersen® 400 Series windows with black and dark bronze interiors are priced the same as “painted” white interiors and have a 15-day lead-time. Black interior will be exclusively available on black exterior units; dark bronze interior will be exclusively available on dark bronze exterior units.

Product Availability:

Black interior and dark bronze interior are available for specialty windows (i.e. Springline™, Arch) through a special product request (SPR). Black or dark bronze interior options are **not** available on Woodwright® windows or 400 Series patio doors. Please specify A-Series patio doors or 200 Series Perma-Shield® patio doors to complement black or dark bronze unit interiors.

Sales Materials:

To support your initial sales efforts, promotional and display materials are available. Sash samples, corner sections, and portable displays can be ordered by description with black or dark bronze interior. Also available (*see inset*) is a sell sheet to communicate the black and dark bronze interior message. Please contact awmarketingservices@andersencorp.com for digital versions of this sell sheet.



Available Samples

400 Series tilt-wash sash section
400S PSCA sash section
400 Series tilt-wash portable display
400 Series PSCA portable display
400 Series tilt-wash corner section

Part Number

order by description
order by description
order by description
order by description
order by description

“Andersen” and all other marks where denoted are trademarks of Andersen Corporation.
© 2016 Andersen Corporation. All rights reserved.

Service Replacement Only Parts

Bulletin 25-15 (June 2015)

Black Exterior Launch for Andersen® 400 Series Windows & 200 Series Gliding Patio Doors



Dealer Bulletin **25-15**
 June 2015
 Authors: Shawn Aherns
 Nathan Cregeur

To capitalize on emerging color trends, Andersen is pleased to announce the launch of the black exterior color option on 400 Series windows and 200 Series gliding patio doors. These products will be available with the Intelligent Quote (iQ) software release v.15.1 on July 20, 2015. Andersen® 400 Series windows and 200 Series patio doors with black exterior are priced the same and carry the same lead-times as other colors. Similar to Canvas and Dark bronze exterior colors, 400 Series patio doors and 200 Series windows are **not** available with a black exterior.

Sales Materials:

To support your initial sales efforts, a wide array of promotional and display materials are available. Sash samples, corner sections, portable displays, color chips and color rings that highlight this black exterior color addition are available (*see below*). Also available (*see inset*) is a sell sheet that can be [downloaded here](#) to communicate the black exterior message. Please contact awmarketingservices@andersencorp.com for digital versions of this sell sheet and banner ads.



Details:

Please note that the black exterior color option is available for 400 Series windows and Perma-Shield® and Narroline® gliding patio doors only. 200 Series windows and 400 Series patio doors are **not** available with black exterior. Please specify A-Series patio doors in situations where a Frenchwood® patio door styling is preferred. A black interior option is available on select products via a Special Product Request. Please contact your Andersen customer service representative to determine availability.

Available Samples

<u>Available Samples</u>	<u>Part Number</u>
Vinyl color sample key chain:	#2099501
400 Series tilt-wash sash section	#9135738
400S PSCA sash section	#9135739
400 Series tilt-wash portable display	#9135740
400 Series PSCA portable display	#9135741
400 Series tilt-wash corner section	#9135742
400/200 Series color finish board	#9050393
6" PSCA black exterior sash section	order by description
Black vinyl chip sample packs of 10	order by description

"Andersen" and all other marks where denoted are trademarks of Andersen Corporation.

© 2015 Andersen Corporation. All rights reserved.

Service Replacement Only Parts

Bulletin 20-12

Andersen® 400 Series Perma-Shield® Casement/Awning Window Grille Notch Elimination

Dealer Bulletin 20-12


November 19, 2012

Author: Shawn Aherns, Sr. Product Manager


OVERVIEW

Effective December 10, 2012, Andersen will eliminate all grille notches (see photo below) on 400 Series casement and awning units. This change will improve sash appearance, particularly in units without an interior grille. The interior grille attachment will now insert into a hidden groove that runs the length of the sash (see photo below).

Grille Notch to be eliminated

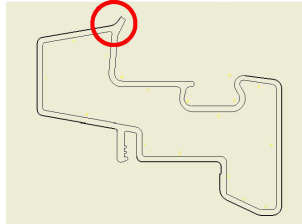


Grille attachment remains the same



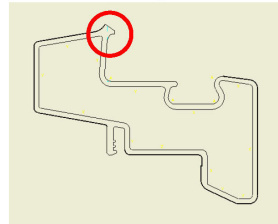
Current Sash Profile

Grille notch required to attach interior grille



New Sash Profile

Accommodates interior grille without notches



EXCEPTIONS

Please note that this change impacts casement and awning units (both venting and stationary) including casement and awning units with Stormwatch® protection. Perma-Shield® casement/awning picture windows and transoms are not affected by this change.

Bulletin No.: 20-12

November 19, 2012

Page 2 of 2

SERVICE/ REPLACEMENT

Within the replacement path in Andersen® Intelligent Quote (IQ) software version 13.0, customers can choose either notched sash or un-notched sash for units built prior to this year. This flexibility will enable customers to match existing adjacent sash or accommodate old-style PVC grilles (discontinued May 2010). Moving forward, any replacement sash placed in service after this transition date will automatically be provided without grille notches.

*Andersen® and all other trademarks where denoted are marks of Andersen Corporation.
© 2012 Andersen Corporation. All rights reserved.

Service Replacement Only Parts

Bulletin 01-12 (January 2012)

ANDERSEN® 400 SERIES CASEMENT WINDOW
OPENING CONTROL DEVICE (WOCD)

Andersen® 
WINDOWS • DOORS

DEALER BULLETIN

Dealer Bulletin #01-12
January 2012

Author: Andersen Product Marketing

THE ANDERSEN® CASEMENT WINDOW OPENING CONTROL DEVICE (WOCD) FOR 400 SERIES
CASEMENT PRODUCTS



OVERVIEW

Andersen is pleased to announce the availability of an innovative Window Opening Control Device for Andersen 400 Series casement windows.

The new casement window opening control device meets the requirements of the 2008 and 2010 versions of ASTM F2090: Standard Specification for Window Fall Prevention Devices with Emergency Escape (Egress) Release Mechanisms. Window opening control devices have been used in some cases as an alternative to the minimum window sill height requirement in the 2006 and 2009 editions of the International Residential Code (IRC) and the International Building Code (IBC). *Always check with your local code official for all local code requirements, to determine if the minimum window sill height code has been adopted in your area and if so, whether this device is accepted as an alternative for meeting the minimum sill height requirement.*

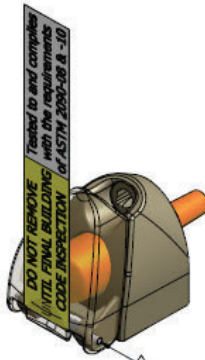
Bulletin 01-12 (January 2012)

Bulletin No.: 01-12
January 2012
Page 2 of 4

Window opening control devices that comply with ASTM F2090-08 or -10 must be able to:

1. Restrict the window opening to a less than 4 inch dimension when opened,
2. Must be able to be disengaged through either a single dual action or two independent actions to allow the sash to be fully opened as needed for escape or rescue or for full ventilation, and
3. Must re-engage when the sash is closed such that the next time the window is opened, it will again stop at a less than 4 inch opening.

The release mechanism on the 400 Series casement window opening control device is located at the sill of the window. A hanging tag will be located on the flip cover of the 400 Series casement window opening control device (as shown below) to indicate that the device complies with ASTM F2090-08 (2008 version of the standard) and ASTM F2090-10 (2010 version of the standard). This tag should remain on the device through final code inspection.



CASEMENT WINDOW OPENING CONTROL DEVICE (WOCD) FEATURES:

- The casement window opening control device is available for use with Andersen® 400 Series casement windows and 400 Series casement windows with Stormwatch® protection.
- The insect screen **DOES NOT** have to be removed to activate or re-engage the window opening control device.
- The orange push button clearly identifies the release mechanism.
- Innovative flip cap shields the orange push button on the release mechanism.
- Corrosion-resistant* hardware made with high-quality stainless steel.
- The casement window opening control device is designed to be positioned neatly on the sill stop of the casement window.
- The window opening control device will work with Andersen 400 Series standard and custom sizes (see casement operator and size configurations on page 4 of this bulletin).
- Available in left and right venting configurations.
- Available in white and stone hardware finishes.
- An installation kit is available for easy field installations.
- This kit is designed for use only on Andersen 400 Series casement windows and is not to be used on any other casement product.

*For complete information on Andersen's limited warranties, visit Andersenwindows.com or contact your Andersen supplier.

Service Replacement Only Parts

Bulletin 01-12 (January 2012)

Bulletin No.: 01-12
 January 2012
 Page 3 of 4

PART NUMBERS AVAILABLE IN INTELLIGENT QUOTE (IQ) SOFTWARE VERSION 12.0:

AW Part Number	Description	Product Line
9051542	WOCD Kit, LH, Stone	400
9051541	WOCD Kit, LH, White	400
9051540	WOCD Kit, RH, Stone	400
9051539	WOCD Kit, RH, White	400
9051548	WOCD Installation kit, (Drill fixture & Bit)	400
9051899	WOCD Screw Pack, Stone (Service kit)	400 & "A"
9051543	WOCD Screw Pack, White (Service kit)	400 & "A"
9051545	WOCD Flip Cover Assembly, Stone (Service Kit)	400
9051544	WOCD Flip Cover Assembly, White (Service Kit)	400
9051547	WOCD Arm/Track pack, LH, (Service Kit)	400
9051546	WOCD Arm/Track pack, RH, (Service Kit)	400

PART NUMBERS AVAILABLE IN INTELLIGENT QUOTE (IQ) SOFTWARE VERSION 12.0:

AW Part Number	Description	Product Line
9051706	WOCD Kit, LH, Stone	"A"
9051705	WOCD Kit, LH, White	"A"
9051704	WOCD Kit, RH, Stone	"A"
9051703	WOCD Kit, RH, White	"A"
9051887	WOCD Installation kit, (Drill fixture & Bit)	"A"
9051708	WOCD Flip Cover Assembly, Stone (Service Kit)	"A"
9051707	WOCD Flip Cover Assembly, White (Service Kit)	"A"
9051710	WOCD Arm/Track pack, LH, (Service Kit)	"A"
9051709	WOCD Arm/Track pack, RH, (Service Kit)	"A"
9051899	WOCD Screw Pack, Stone (Service kit)	400 & "A"
9051543	WOCD Screw Pack, White (Service kit)	400 & "A"

Bulletin 01-12 (January 2012)

Bulletin No.: 01-12
January 2012
Page 4 of 4

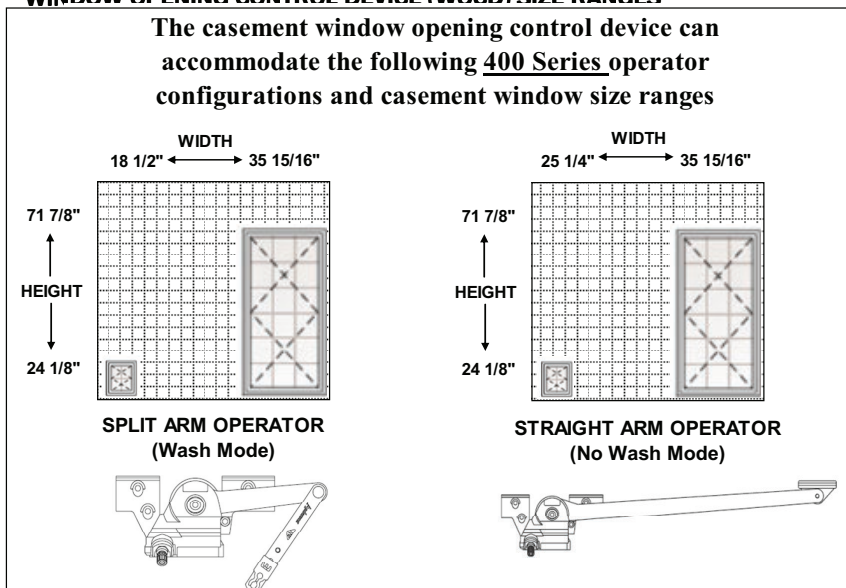
WINDOW OPENING CONTROL DEVICE (WOCD) INSTALLATION KIT (9051548)



The window opening control device (WOCD) installation kit (9051548) can be re-used to install multiple devices.

WINDOW OPENING CONTROL DEVICE (WOCD) SIZE RANGES

The casement window opening control device can accommodate the following 400 Series operator configurations and casement window size ranges



"Andersen" is a registered trademark of Andersen Corporation.

All other marks where denoted are marks of Andersen Corporation.

© 2011 Andersen Corporation. All rights reserved.

Service Replacement Only Parts

Bulletin 400/200S-910 (October 2010)



DEALER BULLETIN

October 14, 2010

BULLETIN NO.: 400/200S-910

TO: ALL ANDERSEN SALES PERSONNEL, DISTRIBUTORS, & DEALERS

SUBJECT: TRADITIONAL FOLDING – DISTRESSED BRONZE

EFFECTIVE: SEPTEMBER 20, 2010

AUTHOR: KEVIN ANEZ, PRODUCT MANAGER

OVERVIEW:

Andersen is pleased to announce the availability of a new hardware finish for the Andersen® 400 Series casement and awning product lines. Distressed bronze will now be offered in the traditional folding hardware selection. This option is available in Intelligent Quote (iQ) software version 10.2.



PRICING:

Traditional Folding Hardware		
Distressed Bronze	Part Number	Base Price
Casement Hardware Pack	9041709	\$ 75.00
Awning Hardware Pack	9041711	\$ 80.00

Bulletin PSW-309 (July 2009)



DEALER BULLETIN

July 16, 2009

BULLETIN NO.: PSW-309

TO: ALL ANDERSEN SALES PERSONNEL, DISTRIBUTORS, &
DEALERS

SUBJECT: CUSTOM-SIZE CASEMENT AND AWNING WINDOW
PRODUCTS

EFFECTIVE: AVAILABLE FOR ORDERS AS OF JULY 27, 2009 AND
SHIPMENTS ON OR AFTER AUGUST 24, 2009.

AUTHOR: KEVIN ANEZ, PRODUCT MANAGER



Service Replacement Only Parts

Bulletin PSW-309 (July 2009)

Bulletin.: PSW-309
 July 16, 2009
 Page 2 of 6

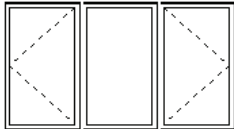
OVERVIEW:

Andersen is pleased to announce the availability of custom-size casement, casement transom, awning, casement/awning picture windows, and picture transom windows in Intelligent Quote (iQ) software version 9.1. Custom-size casement products are available in single Andersen® 400 Series windows and single Stormwatch® protection windows in 1/8” increments.

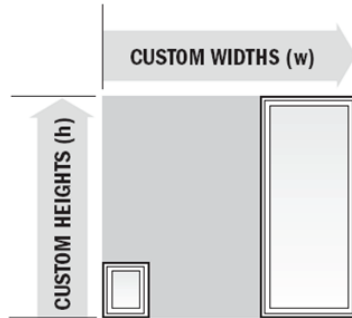
PRODUCT DETAILS:

Please see Minimum and Maximum Sizing Tables below. Some restrictions apply. Contact your Andersen supplier for availability. For example, casement and awning double and triple units are not available. However, customers can achieve a double and/or triple unit look by joining custom-size single casements and/or awnings together.

Example – Three single units joined to achieve a triple unit configuration:



Minimum and Maximum Sizing Table for Andersen® 400 Series Custom-Size Casement Products in 1/8” increments:



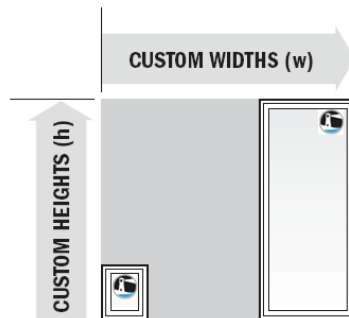
Minimum and Maximum Custom Casement Products Sizing Table

Product	Width			Height			
	Min	To	Max	Min	To	Max	
Casement (Venting & Stationary)	1'-5"	To	2'-11 7/8"	X	2'-0 1/8"	To	5'-11 7/8"
Casement Transom	1'-5"	To	7'-0 5/8"	X	1'-0"	To	1'-0"
Awning Venting	2'-0 1/8"	To	4'-0"	X	1'-5"	To	4'-0"
<i>*Note: Units wider than 4'-11 7/8" and taller than 2'-7 1/2" must be stationary only.</i>	4'-0 1/8"	To	*5'-11 7/8"	X	1'-5"	To	*2'-11 7/8"
Awning Stationary	2'-0 1/8"	To	5'-11 7/8"	X	1'-5"	To	2'-11 7/8"
Picture Window	3'-0"	To	4'-11 7/8"	X	3'-0"	To	5'-11 7/8"
	5'-0"	To	5'-11 7/8"	X	3'-0"	To	4'-11 7/8"
Picture Transom	3'-0"	To	5'-11 7/8"	X	1'-0"	To	1'-0"

Bulletin PSW-309 (July 2009)

Bulletin.: PSW-309
 July 16, 2009
 Page 3 of 6

Minimum and Maximum Sizing Table for Andersen® 400 Series Stormwatch® Custom-Size Casement Products in 1/8" increments:



Minimum and Maximum Custom Casement Products Sizing Table - Stormwatch® Protection












Product	Width		X	Height	
	Min	Max		Min	Max
Casement (Venting & Stationary)	1'-5"	To 2'-7 1/2"	X	2'-0 1/8"	To 5'-11 7/8"
	2'-7 5/8"	To 2'-11 7/8"		2'-0 1/8"	To 4'-4 3/4"
Casement Transom	1'-5"	To 5'-11 7/8"	X	1'-0"	To 1'-0"
Awning (Venting & Stationary)	2'-0 1/8"	To 4'-11 7/8"	X	1'-5"	To 2'-7 1/2"
Picture Window	3'-0"	To 4'-11 7/8"	X	3'-0"	To 5'-11 7/8"
	5'-0"	To 5'-11 7/8"		3'-0"	To 4'-11 7/8"
Picture Transom	3'-0"	To 5'-11 7/8"	X	1'-0"	To 1'-0"

MEASURING:

A measurement worksheet has been developed for your convenience. Please use the following web link to print a custom casement [Measurement Guide](#). It is important for our customers to accurately measure the window openings to make sure the product will properly fit in the opening.

ACCESSORIES:

Extension Jamb – Available in the following Species/Color and depths:

Clear Pine				
White -Vinyl Wrapped				
White - Painted				

Service Replacement Only Parts

Bulletin PSW-309 (July 2009)

Bulletin.: PSW-309
 July 16, 2009
 Page 4 of 6

Grilles – Custom grilles are available in Prairie A and Specified Equal Light.

Grille Constructions	Divided Light with Spacer	Divided Light without Spacer	Divided Light - Exterior Grille with Removable Interior Grille	Finelight Grilles-Betw	Removable Interior Grille	No Grille(s)
Grille Patterns	Prairie A	Specified Equal Lite	Custom			
Grille Profile Width	Standard Width 3/4"	7/8"	1 1/8"			

Insect Screens – Custom-size insect screens are available to fit corresponding Andersen® products.

TruScene - White	TruScene - Stone	TruScene - Wood	White	Stone	No Screen(s)
------------------	------------------	-----------------	-------	-------	--------------

Partially Nailed Stops - are standard with custom-size casement products. Partially nailed stops make it easy to remove the stops for installation applications that require fasteners through the jamb.

Hardware Options – See our new finishes.

Andersen Classic Series - White	Andersen Classic Series - Stone	Contemporary Folding - White
Contemporary Folding - Stone	Contemporary Folding - Bright Brass	Contemporary Folding - Oil Rubbed Bronze
Contemporary Folding - Satin Nickel	Traditional Folding - White	Traditional Folding - Stone
Traditional Folding - Bright Brass	Traditional Folding - Antique Brass	Traditional Folding - Oil Rubbed Bronze
Traditional Folding - Satin Nickel	Estate Style - Antique Brass	Estate Style - Polished Chrome
Estate Style - Bright Brass	Estate Style - Brushed Chrome	Estate Style - Oil Rubbed Bronze
Estate Style - Satin Nickel	Estate Style - Distressed Bronze	Estate Style - Distressed Nickel

New Hardware Finishes

See dealer bulletin PSW-209

Bulletin PSW-309 (July 2009)

Bulletin.: PSW-309
 July 16, 2009
 Page 5 of 6

QUOTING:

Custom-size casement windows can be quoted using iQ software version 9.1. The custom-size casement frame width and height will be needed to complete a quote.

Enter the custom frame width dimension for your custom-size casement in feet and inches or inches to the nearest 1/8” in the “Custom Answer” entry box located in the upper right hand side of your item window. The software will accept either feet and inches or inches only. Once you have the correct dimension entered into the entry box simply press enter on your key board and repeat the process for the frame height dimension. See figure 1 below.

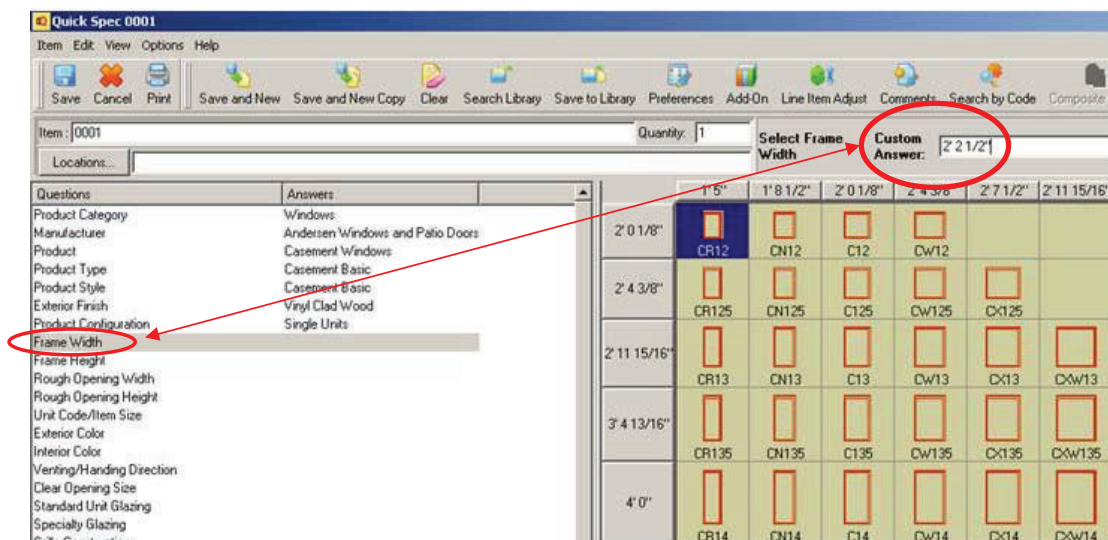


Figure 1

ORDERING:

To ensure the accuracy of your custom-size casement products order, all custom-size window orders must be processed through iQ software.

LEAD-TIME:

The lead-time for Andersen® 400 Series custom-size products is **20 days**.
 The lead-time for custom-size units with Stormwatch® protection is **20 days**.
 The lead-time for custom-size casement and awning accessories is **10 days**.

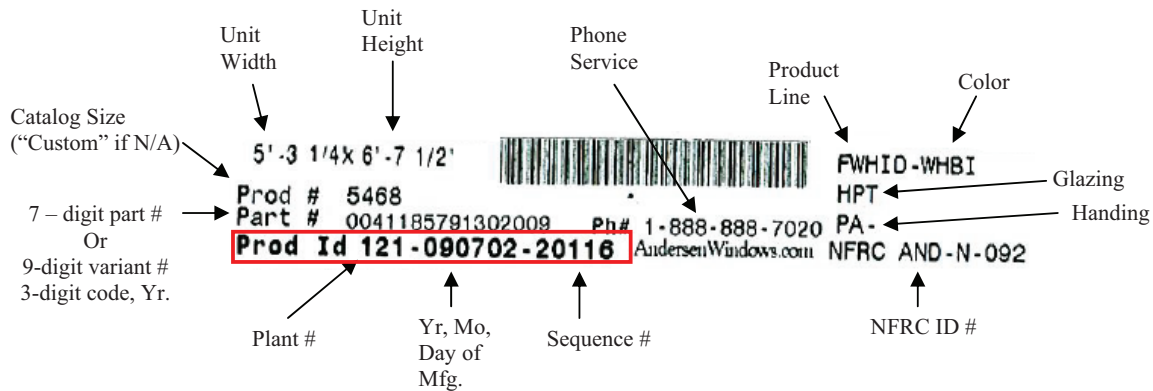
AFTER SALES SUPPORT:

All custom-size casement products will have a product identification label attached to the product. The “Prod Id” number is necessary for ordering replacement parts. Please see illustration on the following page.

Service Replacement Only Parts

Bulletin PSW-309 (July 2009)

Bulletin.: PSW-309
 July 16, 2009
 Page 6 of 6



SALES PROMOTION:

Custom-size casement products will be promoted as a component of the Andersen Replacement and Remodel campaign. Andersen will launch a series of integrated sales and marketing tools that strongly communicate Andersen's custom-size portfolio and our ability to serve the replacement market. Elements of the Remodel and Replacement campaign include brochures, an enhanced web landing page, press release, trade ads, e-newsletters, and product demonstrations at this year's remodeling show.

EcoExcel™ ENERGY PERFORMANCE PACKAGE:

With the new energy tax credit, there's more incentive than ever to choose replacement windows with energy saving features. But if you want to be eligible for the tax credit, you have to choose wisely – and our EcoExcel™ energy performance package makes that easy. Please click on the hyperlinks to view qualifying products.*

[Tax Credit Overview](#)

[Manufacture's Certification Statement](#)

[Eligibility Matrix](#)

*See Andersen's Manufacturer's Certification Statements at www.andersenwindows.com for a list of products in Andersen's EcoExcel™ package and other products that meet the eligibility requirements for the tax credit under Section 25C of the Internal Revenue Code as amended by the American Recovery and Reinvestment Act of 2009. Andersen bears no responsibility for validating or obtaining the tax credit and expressly disclaims any responsibility for determining whether a particular purchase or application qualifies for the tax credit. Further, Andersen does not intend to and is not providing legal or tax advice and recommends that purchasers consult their own tax advisor or the IRS to determine whether the products they purchase for a particular application qualify for the tax credit.

*"Andersen" and all other marks where denoted are trade marks of Andersen Corporation.
 © 2009 Andersen Corporation. All rights reserved.*

Bulletin SM-1108 (July 2008)



DEALER BULLETIN

July 10, 2008

BULLETIN NO.: SM-1108

TO: ALL ANDERSEN SALES PERSONNEL, DISTRIBUTORS, & DEALERS

SUBJECT: SMARTSUN™ GLASS

EFFECTIVE: JULY 14, 2008

AUTHOR: KEVIN ANEZ, PRODUCT LINE MANAGER



Service Replacement Only Parts

Bulletin SM-1108 (July 2008)

Bulletin: SM-1108
 July 10, 2008
 Page: 2 of 4

Overview:

Andersen is pleased to announce the availability of SmartSun™ glass in the Intelligent Quote (iQ) software version 8.1. Andersen customers will now have another glass option in Andersen® 400 Series windows and all patio doors to assist with optimizing visible light transmission while reducing solar heat gain. Additionally, SmartSun glass helps protect interior furniture, carpeting, and drapes by blocking out 95% of the damaging ultraviolet rays that can cause fading.

Andersen is excited to offer SmartSun glass in the following products:

Andersen 400 Series windows

- 400 Series Woodwright® double-hung windows
- 400 Series tilt-wash double-hung windows
- 400 Series casement & awning windows
- 400 Series gliding windows
- 400 Series roof windows and skylights

**** Note: Specialty windows and architectural products can be ordered with SmartSun glass by description only, and will not be available in iQ software at this time.**

400 Series & 200 Series Patio Doors

- 400 Series Frenchwood® hinged patio doors – outswing
- 400 Series Frenchwood® hinged patio doors – inswing
- 400 Series Frenchwood® patio doors – gliding
- 200 Series hinged patio doors
- 200 Series Perma-Shield® gliding patio doors
- 200 Series Narroline® gliding patio doors

Glass Performance Ratings:

Energy performance ratings labeled on the product represent total unit performance as certified by the National Fenestration Rating Council (NFRC) and will differ from center-of-glass properties and product type. The performance characteristics listed below are based on center-of-glass values which were calculated using Window 5.2a software. The values in the illustrations below are based on 3mm glass thickness and a 12.7mm gap.

Performance Characteristics <small>based on center-of-glass values*</small>	Andersen® 400 Series High-Performance™ glass options		
	Low-E4*	Low-E4* SmartSun™	Low-E4* Sun
visible light transmitted through glass	72%	65%	40%
ultraviolet rays blocked by glass	84%	95%	84%
solar heat gain coefficient <small>(the lower the number, the less heat gets through the glass)</small>	.42	.28	.26

Service Replacement Only Parts

Bulletin SM-1108 (July 2008)

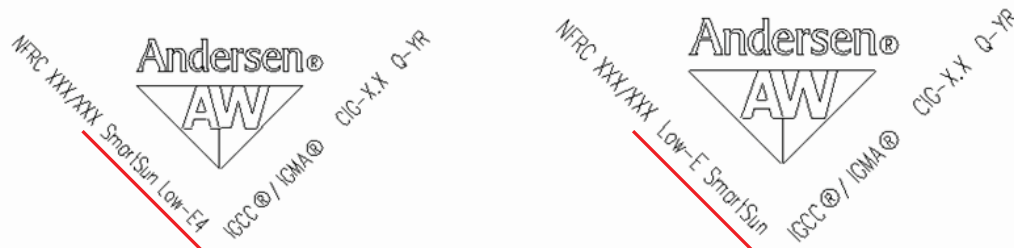
Bulletin: SM-1108
 July 10, 2008
 Page: 3 of 4

Glass Logo:

The Andersen laser etched glass logo has been enhanced to include “SmartSun” for easy identification.

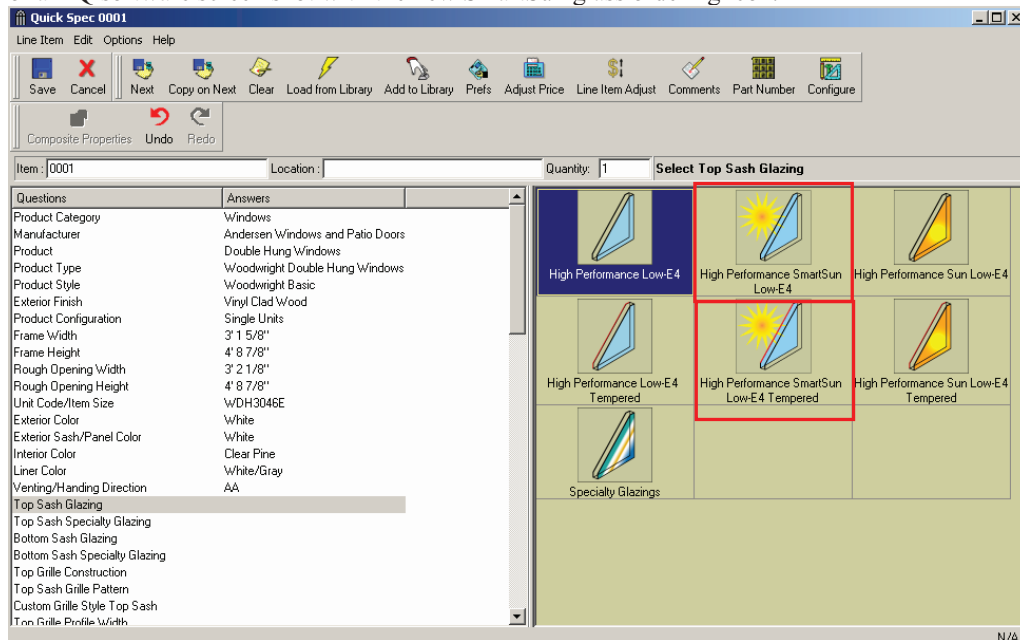
High-Performance™ SmartSun™ Glass (400 Series)

Low-E SmartSun™ Glass (200 Series)



Quoting:

iQ software version 8.1 will have quoting capability for SmartSun glass. Below is an illustration of an iQ software screen shot with the new SmartSun glass ordering icon.



Lead-Time: 11 Days

Lead-time for standard products with SmartSun glass is the same as our current “Sun” products.

Pricing:

A base price unit up-charge of 5% will be applied to products with SmartSun glass. Therefore, the pricing structure will be the same as our current Sun products.

Service Replacement Only Parts

Bulletin SM-1108 (July 2008)

Bulletin: SM-1108
 July 10, 2008
 Page: 4 of 4

Sales Tools:

The following tools are available to help educate our customers about SmartSun™ glass:

- SmartSun glass promotional card (SP-3) - Part Number 9014492 (\$0.20 each).
- 12" x 12" SmartSun™ glass samples - with or without Finelight™ (\$30.00 each).
- High Performance™ light box kit (L-3) - Part Number 2000733 (\$175.00 each)
- 5 1/2" x 7 1/2" SmartSun™ glass samples for light box kit (\$15.00 each)

Note: If part number is not listed, please order by description.

Care and Maintenance:

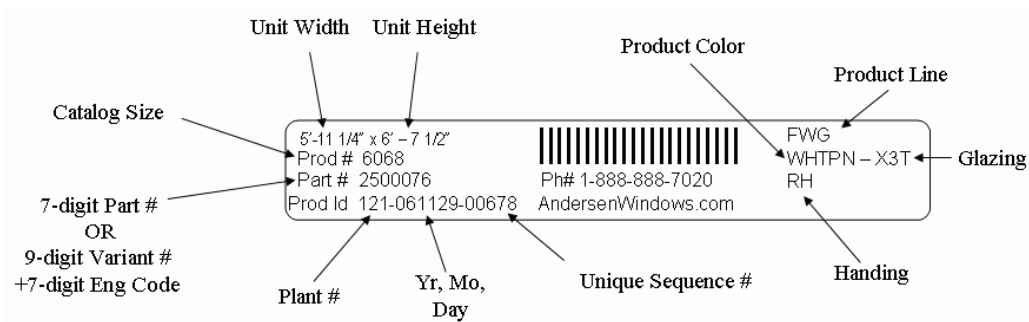
Do not use abrasive cleaners on glass surfaces. Sealants, like silicone, will block UV light and water from contacting the low-maintenance coating and will affect performance. Care should be taken to avoid sealant contact with the exterior of Low-E4® SmartSun glass. Standard liquid glass cleaners are safe to use on the low-maintenance exterior coating.

Please see Andersen care and maintenance guides for more information about caring for Andersen® products.

Limited Warranty:

Andersen continues to offer one of the strongest limited warranties in the industry. A key competitive advantage of the Andersen limited warranty is that it is fully transferable and non-prorated. The same twenty (20) year glass and ten (10) year non-glass coverage will apply for products with SmartSun™ glass. Please see www.andersenwindows.com for further details regarding the Andersen limited warranty.

A warranty label will be applied to the head jamb for the purpose of after sales service. Please see the example label below. You may need to provide the information identified on this label when ordering replacement components. Please see example below.



If you have any questions regarding this product enhancement, please contact the Andersen WindowCare® solution center at 1-888-888-7020.

"Andersen" is a registered trademark of Andersen Corporation.
 All other marks where denoted are marks of Andersen Corporation.
 © 2008 Andersen Corporation. All rights reserved.

Bulletin PSW-106 (December 2006)



DEALER BULLETIN

Dec. 11, 2006

BULLETIN NO.: PSW-106

SUBJECT: **FACTORY-APPLIED 6-9/16" EXTENSION JAMBS AND
NEW NARROW-DEPTH DRYWALL RETURN BEAD FOR
PERMA-SHIELD® CASEMENT, AWNING & PICTURE WINDOWS**

EFFECTIVE: **ANDERSEN® INTELLIGENT QUOTE (iQ) SOFTWARE VERSION 7.0—
THE WEEK OF DEC. 11, 2007**

AUTHOR: **400 SERIES WINDOW PRODUCT MGR.--PAUL LANDGRAF**

Factory-Applied 6-9/16" Extension Jambs

Factory-applied 6-9/16" extension jambs for Andersen® 400 and 200 Series Perma-Shield® casement, awning and picture windows will be in Intelligent Quote (iQ) software version 7.0 released the week of December 11, 2006 and available immediately thereafter for order. Also included in this release will be factory-applied 4-9/16" and 6-9/16" extension jambs on Perma-Shield casement/awning windows with Stormwatch® protection. On factory-assembled mulls, factory-applied extension jambs will be applied to the perimeter of mull combinations (not at the mull joint) to maintain a clean look. An inside casing will be applied at the mull joint as usual. A prep for stool 3-sided applied extension jamb option will be introduced in 2007.

Factory-applied 6-9/16" extension jambs on Perma-Shield casement/awning windows will ship with a Category 2 lead time of 10 business days; made-to-order and special order units will carry longer lead times.

Factory-applied 6-9/16" extension jambs enable Andersen dealers to receive this important added value service for the first time on factory-direct vans at van pricing. Factory-applied 6-9/16" extension jambs for other Andersen product lines such as specialty windows, double-hung windows and gliding windows and patio doors will be announced later in 2007.

New Narrow-Depth Drywall Return Bead

Also included in iQ software version 7.0 is a new narrow-depth drywall return bead available factory-applied on 400 and 200 Series Perma-Shield casement, awning and picture windows including factory mull combinations. The new narrow-depth drywall return bead is also available in 96" and 144" lengths as a saleable part for channel or field application. The new narrow-depth drywall return bead has a white vinyl-wrapped surface to complement the pre-finished white interior option in the Perma-Shield casement and awning product line.

The new narrow-depth drywall return bead is shallower than the current drywall return bead to enable drywallers to cut a wider drywall return for Perma-Shield casement and awning products, making the process easier for them at the job site (see the attachment).

The current deeper drywall return bead will continue to be available in 96" and 144" lengths as a saleable Andersen part. Customers may want to purchase the current deeper drywall return bead for application to Flexiframe® windows. The current deeper drywall return bead is near-flush with the edge of the interior trim stop on Flexiframe windows; the new narrow-depth drywall return bead does not extend to the edge of the stop.

Be sure to bring these exciting new enhancements for the Perma-Shield casement and awning product line to the attention of your dealer employees and Andersen trade customers.

Service Replacement Only Parts

Bulletin PSW-106 (December 2006)

ATTACHMENT:

New Narrow-Depth Drywall Bead Returned to a Casement Window



Shallower profile of the new drywall return bead allows for a wider drywall return, making scoring and snapping the drywall easier.



Close-up view of the new drywall return bead.

*"Andersen" is a registered trademark of Andersen Corporation
All other marks where denoted are marks of Andersen Corporation.
© 2006 Andersen Corporation. All rights reserved.*