

## What's in This Section

<b>Standard, Picture, and Transom Windows</b> .....	<b>Page 5</b>
<b>Parts Illustration</b> .....	<b>5</b>
Parts Illustration .....	5
Parts Illustration - Interior View .....	6
Parts Illustration - Exterior View .....	7
<b>Unit Sizes</b> .....	<b>8</b>
Standard and Custom Window Sizes .....	8
400 Series Product Label .....	8
Unit Size Chart - Standard Windows .....	9
Unit Size Chart - Picture Windows .....	10
Unit Size Chart - Picture Windows with Integral Mull .....	11
<b>Product History</b> .....	<b>12</b>
Product History .....	12
<b>Sash</b> .....	<b>13</b>
Sash Size Table .....	13
Sash Configuration for Picture Windows with Integral Mull .....	17
Sash Graphic - Standard Windows / Notched (1999 - 12/2012) .....	18
Sash Illustration - Standard Windows / Notched (1999 - 12/2012) .....	19
Sash - Standard Windows / Notched (1999 - 12/2012) .....	20
Sash - Notched / High Performance-Low-E4® (1999 - 12/2012) .....	20
Sash - Notched / High Performance-Low-E4® Sun 3 (1999 - 12/2012) .....	22
Sash - Notched / High Performance™ Sun II (1999 - 12/2012) .....	23
Sash - High Performance-Low-E4® Finelight™ (1999 - 12/2012) .....	24
Sash - Notched / High Performance-Low-E4® Tempered (1999 - 12/2012) .....	25
Sash - Notched / HP-Low-E4® Sun 3 Tempered (1999 - 12/2012) .....	26
Sash - Notched / High Performance™ Sun II Tempered (1999 - 12/2012) .....	26
Sash - Notched / Dual Pane (1999 - 12/2012) .....	27
Sash Graphic - Standard Windows (1/2013 - Present) .....	28
Sash - Standard Windows (1/2013 - Present) .....	29
Sash / High Performance-Low-E4® (1/2013 - Present) .....	29
Sash / High Performance-Low-E4® Sun 3 (1/2013 - Present) .....	31
Sash / High Performance™ Sun II (1/2013 - Present) .....	32
Sash / High Performance-Low-E4® Finelight™ (1/2013 - Present) .....	32
Sash / High Performance-Low-E4® Tempered (1/2013 - Present) .....	33
Sash / High Performance-Low-E4® Sun 3 Tempered (1/2013 - Present) .....	34
Sash / High Performance™ Sun II Tempered (1/2013 - Present) .....	35
Sash / Dual Pane (1/2013 - Present) .....	36
Sash - Picture Windows / High Performance (1/2013 - Present) .....	37
Sash Parts .....	37

Weatherstrip . . . . .	39
Glazing Bead - Conversion Chart . . . . .	41
Glazing Beads - Vinyl . . . . .	42
<b>Glass . . . . .</b>	<b>44</b>
Glass Size Table - Picture Windows . . . . .	44
Glass Size Table - Transom Windows . . . . .	45
Glass - Picture Windows / High Performance . . . . .	46
Glass - Picture Windows / Dual Pane . . . . .	50
Glass - Transom Windows / High Performance . . . . .	52
<b>Insect Screens . . . . .</b>	<b>54</b>
Insect Screens - TruScene® . . . . .	54
Insect Screens - TruScene® Screens (1999 - 2013) . . . . .	61
Insect Screens - Standard . . . . .	64
Insect Screen Parts . . . . .	71
<b>Grilles . . . . .</b>	<b>72</b>
Interior Grilles - Standard Windows / Colonial / 3/4" Wood / Natural Interior . . . . .	72
Interior Grilles - Standard Windows / Colonial / 3/4" Wood / Prefinished Interior . . . . .	78
Interior Grilles - Standard Windows / Prairie A / 3/4" Wood / Natural Interior . . . . .	83
Interior Grilles - Standard Windows / Prairie A / 3/4" Wood / Prefinished Interior . . . . .	86
Interior Grilles - Picture Windows / Colonial / 3/4" Wood / Natural Interior . . . . .	89
Interior Grilles - Picture Windows / Colonial / 3/4" Wood / Prefinished Interior . . . . .	95
Interior Grilles - Picture Windows / Prairie A / 3/4" Wood / Natural Interior . . . . .	101
Interior Grilles - Picture Windows / Prairie A / 3/4" Wood / Prefinished Interior . . . . .	104
Interior Grille Parts . . . . .	106
<b>Hardware . . . . .</b>	<b>107</b>
Operators and Operator Parts . . . . .	107
Hinges . . . . .	109
Hinge Hardware . . . . .	112
Electric Operator Parts Illustration (2013 - Present) . . . . .	113
Electric Operator Parts (2013 - Present) . . . . .	114
Electric Operator Parts Illustration (1999 - 2013) . . . . .	116
Electric Operator Parts (1999 - 2013) . . . . .	116
Operator Conversion Kits - Electric Opener (1999 - 2013) . . . . .	118
Hardware Packs . . . . .	119
Operator Covers . . . . .	120
Handles . . . . .	121
Lock Handling Reference . . . . .	124
Locks and Lock Components . . . . .	124
Installation Kit . . . . .	126
<b>Frames . . . . .</b>	<b>127</b>
Frame Assembly - Standard Windows . . . . .	127
Frames - Standard Windows / Stationary . . . . .	128
Frames - Standard Windows / Venting . . . . .	130

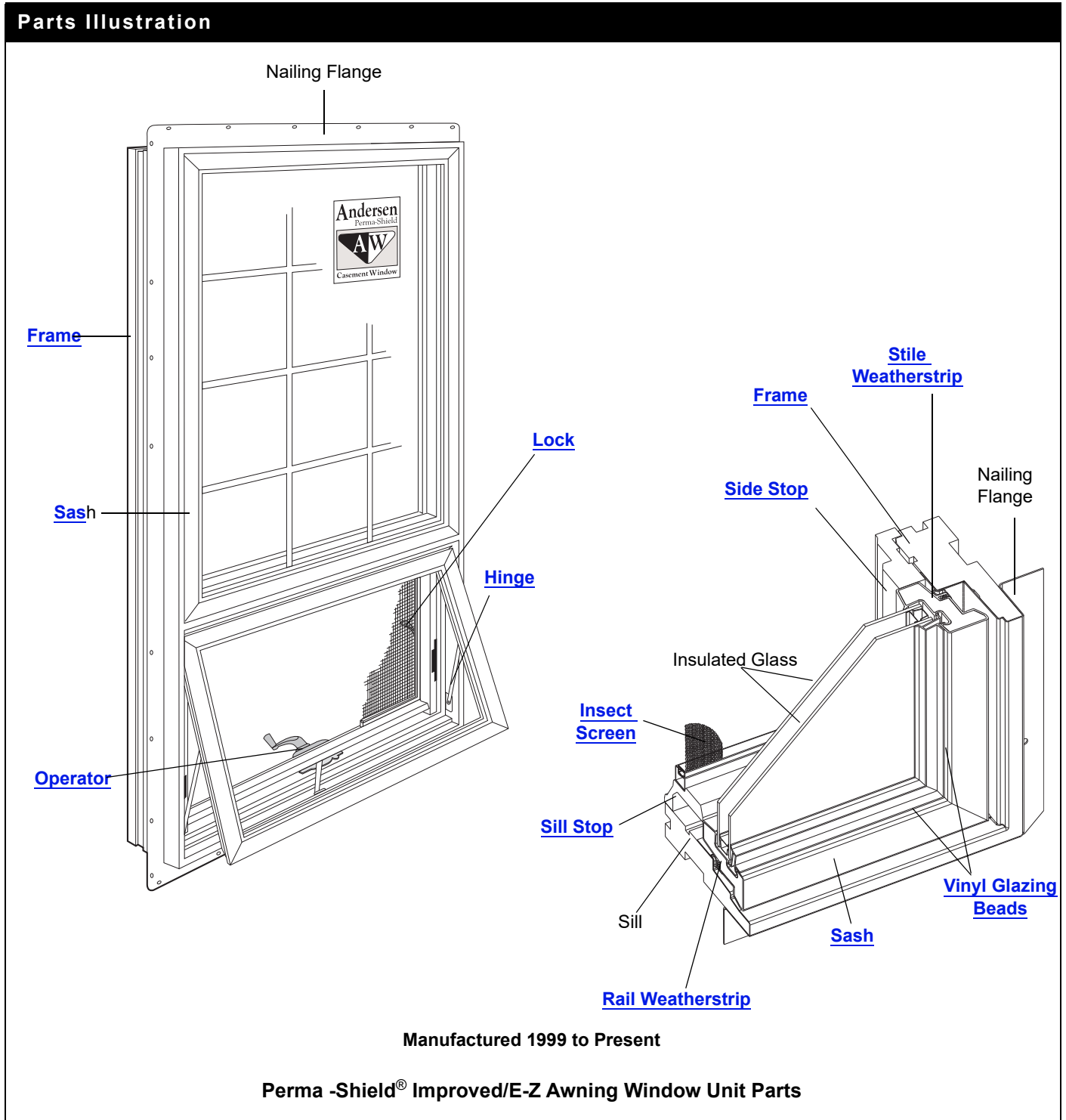
Stop Graphic - Venting / Stationary . . . . .	132
Stop Graphic - Transom / Picture . . . . .	132
Trim Stop / Traditional / Venting & Stationary . . . . .	133
Trim Stop / Contemporary / Venting & Stationary . . . . .	136
Trim Stop / Traditional - Transom and Picture Window . . . . .	140
Trim Stop / Contemporary - Transom and Picture Window . . . . .	143
Glass Stop - Transom and Picture Window . . . . .	146
Extension Jamb . . . . .	148
Extension Jamb / Wood / Lineal Lengths . . . . .	153
Extension Jamb / Painted / Lineal Lengths . . . . .	155
Drywall Return Bead / Lineal Lengths . . . . .	157
Trim Piece / Filler . . . . .	157
<b>Joining Components . . . . .</b>	<b>158</b>
Narrow Mullion . . . . .	158
Factory Mullion . . . . .	161
Support Mullion . . . . .	162
Reinforced Mull Joining Components - Steel . . . . .	164
Reinforced Mull Joining Components - Aluminum . . . . .	167
Reinforced Mull Joining Components - LVL . . . . .	169
Universal Drip Cap - Continuous . . . . .	173
<b>Art Glass Components . . . . .</b>	<b>174</b>
Art Glass . . . . .	174
Art Glass Trim Stops . . . . .	174
Art Glass Hardware . . . . .	177
<b>Stormwatch® Protection (Coastal Product) . . . . .</b>	<b>Page 179</b>
<b>Sash . . . . .</b>	<b>179</b>
Sash / Notched (1999 - 12/2012) . . . . .	179
Glazing Beads - Vinyl (Impact Resistant) . . . . .	183
Weatherstrip (Impact Resistant) . . . . .	184
Sash Parts . . . . .	184
<b>Frames . . . . .</b>	<b>185</b>
Stops (Impact Resistant) . . . . .	185
Trim Stops - Transom Windows (Impact Resistant) . . . . .	186
Trim Stops - Picture Windows (Impact Resistant) . . . . .	188
Frame Parts . . . . .	189
Installation Clips (Impact Resistant) . . . . .	189
Jamb Clip Kit (Impact Resistant) . . . . .	190
<b>Joining Components . . . . .</b>	<b>191</b>
LVL Reinforced Joining Components . . . . .	191
<b>Service Replacement . . . . .</b>	<b>Page 193</b>

<b>Service Replacement Only Parts</b> .....	<b>193</b>
Service Replacement Only Parts .....	193
Exterior Grilles - HDN .....	193
Interior Grilles - Contemporary .....	194
Grilles - Divided Light .....	195
Weatherstrip .....	195
Auxiliary Drip Caps .....	196
Lock Parts .....	196
Glass Stops - Picture Windows .....	197
Cartons .....	198
Bulletins .....	200

# Perma-Shield® Improved/E-Z Awning Windows (1999 to Present)

Standard, Picture, and Transom Windows

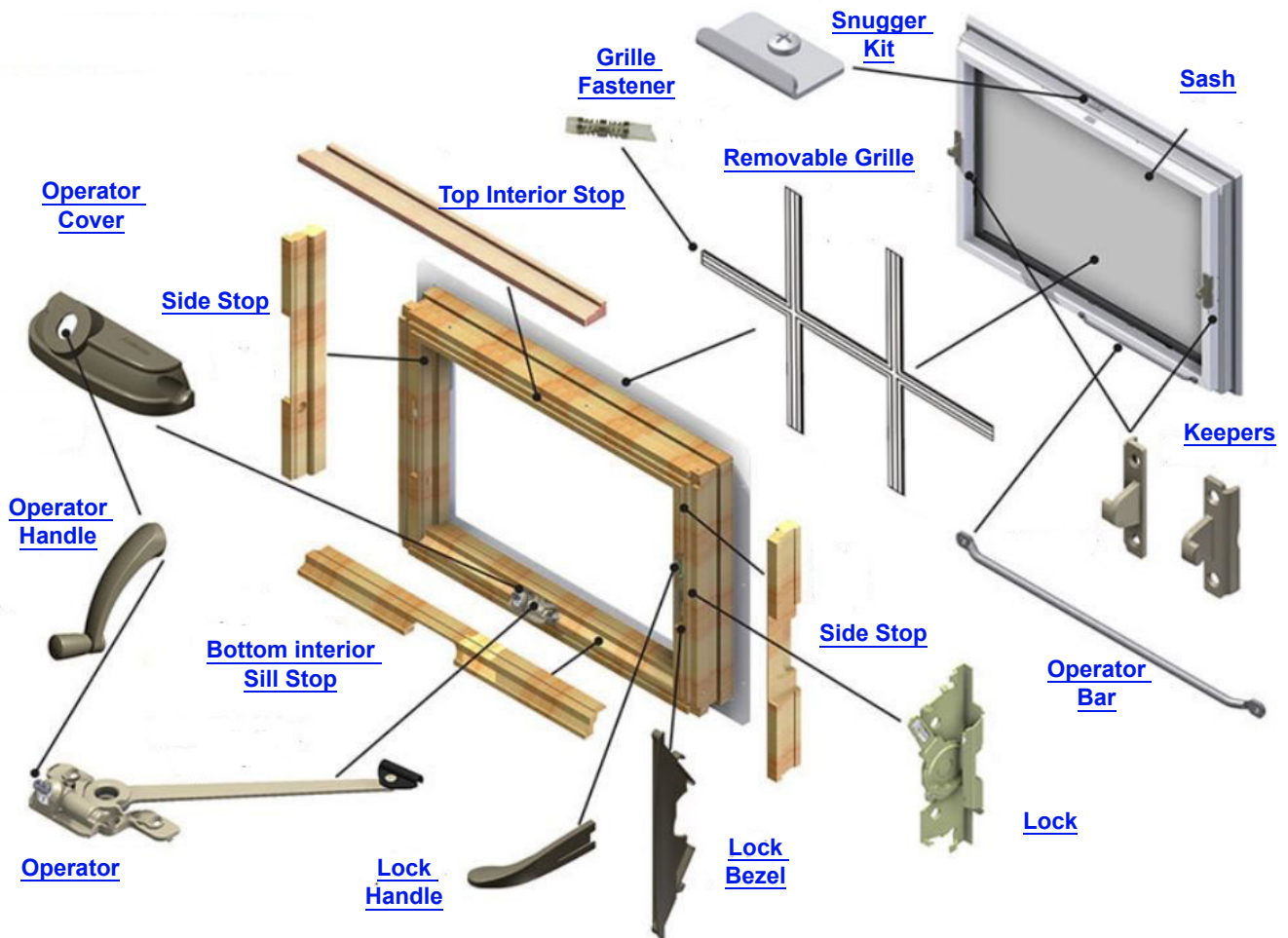
## Parts Illustration



*Unit viewed from exterior.*

## Parts Illustration

### Parts Illustration - Interior View



Manufactured 1999 to Present

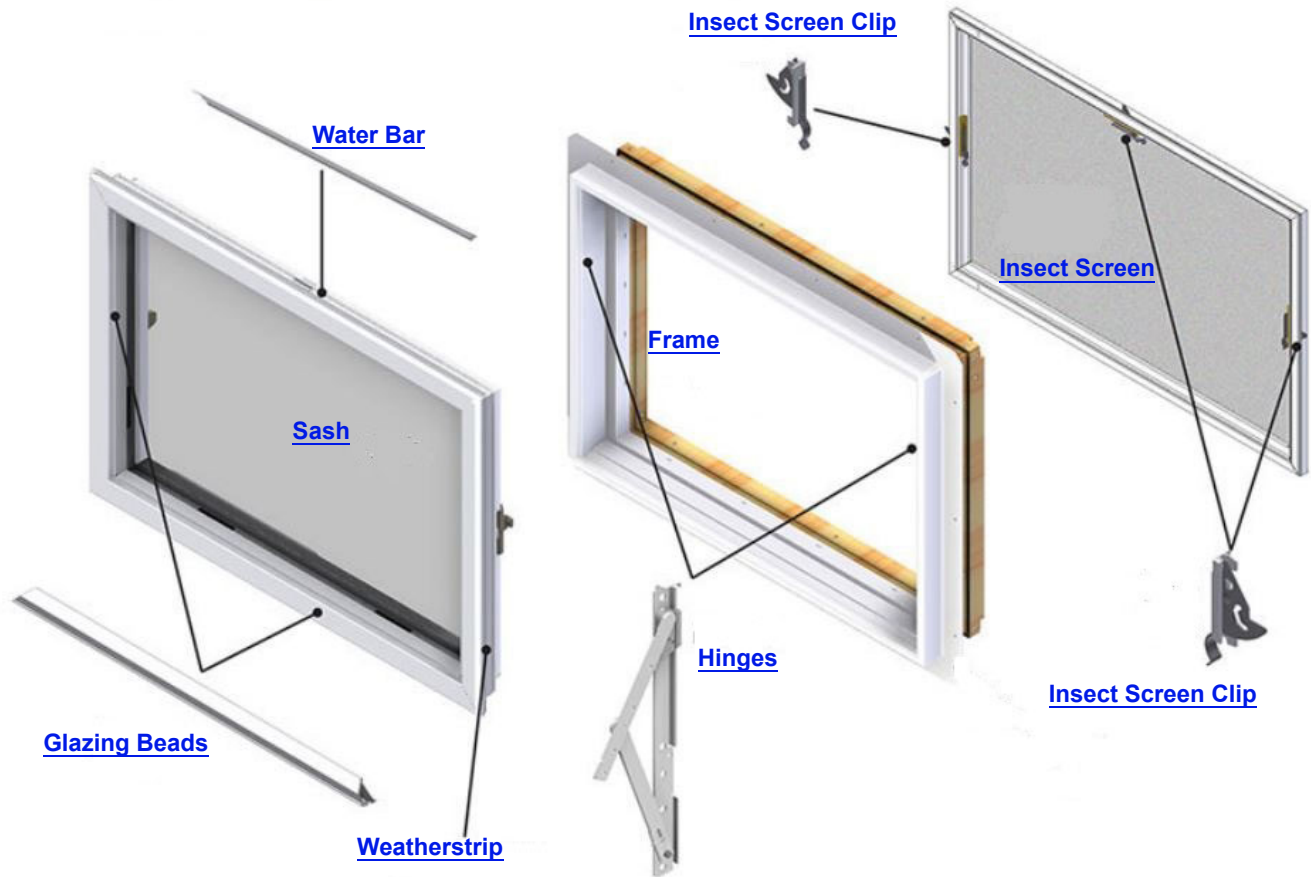
Perma -Shield® Improved/E-Z Awning Window Unit Parts

# Perma-Shield® Improved/E-Z Awning Windows (1999 to Present)

Standard, Picture, and Transom Windows

## Parts Illustration

### Parts Illustration - Exterior View



Manufactured 1999 to Present

Perma -Shield® Improved/E-Z Awning Window Unit Parts

## Unit Sizes

### Standard and Custom Window Sizes

**Note:**

Improved Awning Windows are available in standard sizes (see standard size charts, [page 9](#)). Replacement parts for some standard windows can be ordered using the numbers listed in this catalog. Some replacement parts for standard windows are made to order. These items are ordered using the Product ID found on the identification label and a description of the part needed. See [Service Guide 9051877](#).

Improved Awning Windows are also available in custom sizes in 1/8" increments between the smallest and the largest standard sizes. Most replacement parts for custom-sized windows are made to order and can be ordered with the Product ID found on the identification label and a description of the part needed. See [Service Guide 9051877](#).

### 400 Series Product Label

**Note:**

Some Improved Awning Windows will have an identification label or glass etching containing a unique Product ID. The Product ID on Improved Awning Windows will be located at the top of the window frame or etched into the glass. See [Service Guide 9051877](#). The Product ID may be up to 14 digits long (excluding hyphens), depending on the age of the unit. Replacement parts will also get their own unique Product ID. When ordering replacement parts, providing the Product ID ensures that replacement parts match the specifications.



# Perma-Shield® Improved/E-Z Awning Windows (1999 to Present)

Standard, Picture, and Transom Windows

## Unit Sizes

### Unit Size Chart - Standard Windows

**Note:**

Direction of hinging shown is standard. Opening is viewed from exterior. Unit Dimension refers to overall outside-to-outside frame. Unobstructed Glass refers to visible glass dimensions. Numbers in parentheses are metric measurements. [Colonial grille](#) pattern shown. See [Measuring Visible Glass Video](#).

Unit Dimension	2'-0 1/8"	2'-4 3/8"	2'-7 1/2"	2'-11 15/16"	3'-4 13/16"	4'-0"	4'-4 13/16"	4'-11 7/8"	5'-4 13/16"	5'-11 7/8"
<b>Rough Opening</b>	2'-0 5/8"	2'-4 7/8"	2'-8"	3'-0 1/2"	3'-5 3/8"	4'-0 1/2"	4'-5 3/8"	5'-0 3/8"	5'-5 3/8"	6'-0 3/8"
<b>Unobstructed Glass</b>	19 5/16"	23 9/16"	26 11/16"	31 1/8"	36"	43 3/16"	48"	55 1/16"	60"	67 1/16"
1'-5"	(432)									
1'-5 1/2"	(445)									
1'-8 1/2"	(521)									
1'-9"	(533)									
1'-11 1/2"	(598)									
2'-0 1/8"	(613)									
2'-0 5/8"	(625)									
2'-4 3/8"	(721)									
2'-4 7/8"	(733)									
2'-7 1/2"	(803)									
2'-11 15/16"	(913)									
3'-0 1/2"	(927)									
3'-4 13/16"	(1037)									
4'-0"	(1219)									
4'-0 1/2"	(1232)									
4'-4 13/16"	(1341)									
4'-5 3/8"	(1356)									
4'-11 7/8"	(1521)									
5'-0 3/8"	(1534)									
5'-4 13/16"	(1646)									
5'-5 3/8"	(1661)									
5'-11 7/8"	(1826)									
6'-0 3/8"	(1838)									
6'-7 1/16"	(1703)									
	AR21	AR251	AR281	AR31	AR351	AR41	AR451	AR51	AR551	AR61
	AN21	AN251	AN281	AN31	AN351	AN41	AN451	AN51	AN551	AN61
	A21	A251	A281	A31	A351	A41	A451	A51	A551	A61
	AW21	AW251	AW281	AW31	AW351	AW41	AW451	AW51	AW551	AW61
				AXW281	AXW31	AXW351	AXW41	AXW451	AXW51	AXW551
					A335	A3535				
						AP32V	AP352V	AP42V		

### Perma -Shield® Improved/E-Z Awning Standard Window Unit Sizes

Unit viewed from exterior.

## Unit Sizes

### Unit Size Chart - Picture Windows

**Note:**

Unit Dimension refers to overall outside-to-outside frame. Unobstructed Glass refers to visible glass dimensions. Numbers in parentheses are metric measurements. To determine if your window is an Improved/E-Z Awning or a Perma-Shield® Awning examine the material next to the interior glass. The Improved/E-Z Awning has wood against the glass; the Perma-Shield Awning has vinyl against the glass.

Unit Dimension	2'-0 1/8"	2'-4 3/8"	2'-7 1/2"	2'-11 15/16"	3'-4 13/16"	4'-0"	4'-4 13/16"	4'-11 7/8"	5'-4 13/16"	5'-11 7/8"
Minimum Rough Opening	2'-0 5/8"	2'-4 7/8"	2'-8"	3'-0 1/2"	3'-5 3/8"	4'-0 1/2"	4'-5 3/8"	5'-0 3/8"	5'-5 3/8"	6'-0 3/8"
Unobstructed Glass	19 5/16"	23 9/16"	27 1/8"	31 1/8"	36"	43 3/16"	48"	55 1/16"	60"	67 1/16"
1'-5"	(432) AR21	(445) AR251	(321) AR281 †	(913) AR31	(1037) AR351	(1219) AR41	(1341) AR451	(1521) AR51	(1646) AR551	(1826) AR61
1'-8 1/2"	(521) AN21	(533) AN251	(410) AN281 †	(927) AN31	(1051) AN351	(1232) AN41	(1356) AN451	(1534) AN51	(1661) AN551	(1838) AN61
2'-0 1/8"	(613) A21	(625) A251	(502) A281 †	(913) A31	(1037) A351	(1219) A41	(1341) A451	(1521) A51	(1646) A551	(1826) A61
2'-4 3/8"	(721) AW21	(733) AW251	(610) AW281 †	(913) AW31	(1037) AW351	(1219) AW41	(1341) AW451	(1521) AW51	(1646) AW551	(1826) AW61
2'-7 1/2"	(800)	(813) AX251	(689) AX281 †	(913) AX31	(1037) AX351	(1219) AX41	(1341) AX451	(1521) AX51	(1646) AX551	(1826) AX61
2'-11 15/16"	(913)	(927) AXW281 †	(802) AXW31	(913) AXW351	(1037) AXW41	(1219) AXW451	(1341) AXW51	(1521) AXW551	(1646) AXW61	
3'-4 3/4"	(1035)	(1048) A335 *	(924) A3535							
4'-0"	(1219) AP32V	(1232) AP352V	(1108) AP42V							

**Perma-Shield® Improved/E-Z Awning Picture Window Unit Sizes**

*Unit viewed from exterior.*

# Perma-Shield® Improved/E-Z Awning Windows (1999 to Present)

Standard, Picture, and Transom Windows

## Unit Sizes

### Unit Size Chart - Picture Windows with Integral Mull

**Note:**

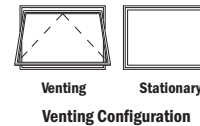
Unit Dimension refers to overall outside-to-outside frame. Unobstructed Glass refers to visible glass dimensions. Numbers in parentheses are metric measurements. To determine if your window is an Improved/E-Z Awning or a Perma-Shield® Awning examine the material next to the interior glass. The Improved/E-Z Awning has wood against the glass; the Perma-Shield Awning has vinyl against the glass.

Table of Basic Awning Unit Sizes Scale 1/8" = 1'-0" (1:96)

Unit Dimension	4'-0"	4'-8 1/2"	5'-2 3/4"	5'-11 5/8"	5'-11 7/8"	7'-0 5/8"
Minimum Rough Opening	4'-0 1/2"	4'-9"	5'-3 1/4"	6'-0 1/8"	6'-0 3/8"	7'-1 1/8"
Unobstructed Glass*	19 5/16"	23 9/16"	27 1/8"	31 1/8"	19 5/16"	23 9/16"

1'-5"	(432)	1'-5 1/2"	(445)	1'-8 1/2"	(521)	1'-8 1/4"	(518)	1'-11 5/8"	(943)	1'-11 7/8"	(950)	2'-0 5/8"	(625)	2'-0 3/8"	(618)	2'-4 3/8"	(733)	2'-4 1/2"	(750)	2'-7 1/2"	(889)	2'-11 15/16"	(913)	2'-11 15/16"	(913)	3'-0 1/2"	(927)	3'-0 1/2"	(927)	3'-4 13/16"	(1037)	4'-0"	(1219)
AR221	AR2251	AR2281	AR231	AR321	AR3251	AN221	AN2251	AN2281	AN231	AN321	AN3251	A221	A2251	A2281	A231	A321	A3251	AW221	AW2251	AW2281	AW231	AW321	AW3251	AX2251	AX2281	AX231	AXW2281	AXW231					



Unit Dimension	2'-0 1/8"	2'-11 15/16"	2'-11 15/16"	2'-11 15/16"	3'-4 13/16"	4'-0"
Minimum Rough Opening	2'-0 5/8"	3'-0 1/2"	3'-0 1/2"	3'-0 1/2"	3'-5 3/8"	4'-0 1/2"

4'-0"	(1219)	4'-0 1/2"	(1232)	A212	A312					
4'-11 13/16"	(1519)	5'-0 3/8"	(1534)		PA3050	PA3550				
5'-11 7/8"	(1826)	6'-0 3/8"	(1838)	A213	PA3060	AXW312*	A313	PA3560	PA4060	

\* Unit dimension height for AXW312 is 5'-11 5/8"

Two High Units		
Unit No.	Bottom Sash	Top Sash
A212	A21	A21
A312	A31	A31
PA3050	A31	AXW31
PA3550	A351	AXW351
PA3060	A31	AP32V
PA3560	A351	AP352V
PA4060	A41	AP42V
AXW312	AXW31	AXW31

Three High Units			
Unit No.	Bottom Sash	Top Sash	Middle Sash
A213	A21	A21	A21
A313	A31	A31	A31

### Perma -Shield® Improved/E-Z Awning Picture Window with Integral Mull Unit Sizes

## Product History

---

### Product History

- 2016** Dark Bronze and Black **interiors** introduced. See Bulletin 37-16 for more detail.
- 2015** Black **exteriors** introduced. See Bulletin 25-15 for more detail.
- 2013** Sash notch removed. See Bulletin xx-xx for more detail.
- 2010** Replacement awning introduced. See Bulletin MKT-810 for more detail.
- 2010** Distressed Bronze hardware finish introduced. See Bulletin 400/200S-910 for more detail.
- 2009** Custom sizes introduced. See PSW-309 for more detail.
- 2008** SmartSun™ glass introduced. See Bulletins for more detail.
- 2006** Factory applied 6 9/16" extension jambs introduced. See Bulletins for more detail.
- 2003** Stormwatch™ Protection (Coastal Product) with design pressure upgrades, glass options and structural enhancements introduced. See Bulletin PSW-1103 for more detail.
- 2001** Forest Green introduced. See Bulletins for more detail.
- 1999** PI options (pre-finished inside) introduced. See Bulletins for more detail.
- 1999** Improved hinge and lock system introduced. See Bulletins for more detail.

# Perma-Shield® Improved/E-Z Awning Windows (1999 to Present)

Standard, Picture, and Transom Windows

Sash

## Sash Size Table

Sash Size Table - Standard Window			
Unit No.	Overall Sash (w x h)	Unobstructed Glass (w x h)	Actual Glass (w x h)
AR2	22 <sup>9</sup> / <sub>16</sub> × 15 <sup>27</sup> / <sub>32</sub>	19 <sup>5</sup> / <sub>16</sub> × 12 <sup>5</sup> / <sub>8</sub>	20 <sup>3</sup> / <sub>16</sub> × 13 <sup>15</sup> / <sub>32</sub>
AR25	26 <sup>13</sup> / <sub>16</sub> × 15 <sup>27</sup> / <sub>32</sub>	23 <sup>9</sup> / <sub>16</sub> × 12 <sup>5</sup> / <sub>8</sub>	24 <sup>3</sup> / <sub>16</sub> × 13 <sup>15</sup> / <sub>32</sub>
AR28	29 <sup>15</sup> / <sub>16</sub> × 15 <sup>27</sup> / <sub>32</sub>	26 <sup>11</sup> / <sub>16</sub> × 12 <sup>5</sup> / <sub>8</sub>	28 × 13 <sup>15</sup> / <sub>32</sub>
AR3	34 <sup>3</sup> / <sub>8</sub> × 15 <sup>27</sup> / <sub>32</sub>	31 <sup>1</sup> / <sub>8</sub> × 12 <sup>5</sup> / <sub>8</sub>	32 × 13 <sup>15</sup> / <sub>32</sub>
AR35	39 <sup>1</sup> / <sub>4</sub> × 15 <sup>27</sup> / <sub>32</sub>	36 × 12 <sup>5</sup> / <sub>8</sub>	36 <sup>7</sup> / <sub>8</sub> × 13 <sup>15</sup> / <sub>32</sub>
AR4	46 <sup>7</sup> / <sub>16</sub> × 15 <sup>27</sup> / <sub>32</sub>	43 <sup>3</sup> / <sub>16</sub> × 12 <sup>5</sup> / <sub>8</sub>	44 <sup>1</sup> / <sub>16</sub> × 13 <sup>15</sup> / <sub>32</sub>
AR45	51 <sup>1</sup> / <sub>4</sub> × 15 <sup>27</sup> / <sub>32</sub>	48 × 12 <sup>5</sup> / <sub>8</sub>	48 <sup>7</sup> / <sub>8</sub> × 13 <sup>15</sup> / <sub>32</sub>
AR5	58 <sup>5</sup> / <sub>16</sub> × 15 <sup>27</sup> / <sub>32</sub>	55 <sup>1</sup> / <sub>16</sub> × 12 <sup>5</sup> / <sub>8</sub>	55 <sup>15</sup> / <sub>16</sub> × 13 <sup>15</sup> / <sub>32</sub>
AR55	63 <sup>1</sup> / <sub>4</sub> × 15 <sup>27</sup> / <sub>32</sub>	60 × 12 <sup>5</sup> / <sub>8</sub>	60 <sup>7</sup> / <sub>8</sub> × 13 <sup>15</sup> / <sub>32</sub>
AR6	70 <sup>5</sup> / <sub>16</sub> × 15 <sup>27</sup> / <sub>32</sub>	67 <sup>1</sup> / <sub>16</sub> × 12 <sup>5</sup> / <sub>8</sub>	67 <sup>15</sup> / <sub>16</sub> × 13 <sup>15</sup> / <sub>32</sub>
AN2	22 <sup>9</sup> / <sub>16</sub> × 19 <sup>11</sup> / <sub>32</sub>	19 <sup>5</sup> / <sub>16</sub> × 16 <sup>1</sup> / <sub>8</sub>	20 <sup>3</sup> / <sub>16</sub> × 16 <sup>31</sup> / <sub>32</sub>
AN25	26 <sup>13</sup> / <sub>16</sub> × 19 <sup>11</sup> / <sub>32</sub>	23 <sup>9</sup> / <sub>16</sub> × 16 <sup>1</sup> / <sub>8</sub>	24 <sup>31</sup> / <sub>32</sub> × 16 <sup>31</sup> / <sub>32</sub>
AN28	29 <sup>15</sup> / <sub>16</sub> × 19 <sup>19</sup> / <sub>32</sub>	26 <sup>11</sup> / <sub>16</sub> × 16 <sup>1</sup> / <sub>8</sub>	28 × 16 <sup>31</sup> / <sub>32</sub>
AN3	34 <sup>3</sup> / <sub>8</sub> × 19 <sup>19</sup> / <sub>32</sub>	31 <sup>1</sup> / <sub>8</sub> × 16 <sup>1</sup> / <sub>8</sub>	32 × 16 <sup>31</sup> / <sub>32</sub>
AN35	39 <sup>1</sup> / <sub>4</sub> × 19 <sup>11</sup> / <sub>32</sub>	36 × 16 <sup>1</sup> / <sub>8</sub>	36 <sup>7</sup> / <sub>8</sub> × 16 <sup>31</sup> / <sub>32</sub>
AN4	46 <sup>7</sup> / <sub>16</sub> × 19 <sup>11</sup> / <sub>32</sub>	43 <sup>3</sup> / <sub>16</sub> × 16 <sup>1</sup> / <sub>8</sub>	44 <sup>1</sup> / <sub>16</sub> × 16 <sup>31</sup> / <sub>32</sub>
AN45	51 <sup>1</sup> / <sub>4</sub> × 19 <sup>11</sup> / <sub>32</sub>	48 × 16 <sup>1</sup> / <sub>8</sub>	48 <sup>7</sup> / <sub>8</sub> × 16 <sup>31</sup> / <sub>32</sub>
AN5	58 <sup>5</sup> / <sub>16</sub> × 19 <sup>11</sup> / <sub>32</sub>	55 <sup>1</sup> / <sub>16</sub> × 16 <sup>1</sup> / <sub>8</sub>	55 <sup>15</sup> / <sub>16</sub> × 16 <sup>31</sup> / <sub>32</sub>
AN55	63 <sup>1</sup> / <sub>4</sub> × 19 <sup>11</sup> / <sub>32</sub>	60 × 16 <sup>1</sup> / <sub>8</sub>	60 <sup>7</sup> / <sub>8</sub> × 16 <sup>31</sup> / <sub>32</sub>
AN6	70 <sup>5</sup> / <sub>16</sub> × 19 <sup>19</sup> / <sub>32</sub>	67 <sup>1</sup> / <sub>16</sub> × 16 <sup>1</sup> / <sub>8</sub>	67 <sup>15</sup> / <sub>16</sub> × 16 <sup>31</sup> / <sub>32</sub>
A2	22 <sup>9</sup> / <sub>16</sub> × 22 <sup>31</sup> / <sub>32</sub>	19 <sup>5</sup> / <sub>16</sub> × 19 <sup>3</sup> / <sub>4</sub>	20 <sup>3</sup> / <sub>16</sub> × 20 <sup>19</sup> / <sub>32</sub>
A25	26 <sup>13</sup> / <sub>16</sub> × 22 <sup>31</sup> / <sub>32</sub>	23 <sup>9</sup> / <sub>16</sub> × 19 <sup>3</sup> / <sub>4</sub>	24 <sup>15</sup> / <sub>32</sub> × 20 <sup>19</sup> / <sub>32</sub>
A28	29 <sup>15</sup> / <sub>16</sub> × 22 <sup>31</sup> / <sub>32</sub>	26 <sup>11</sup> / <sub>16</sub> × 19 <sup>3</sup> / <sub>4</sub>	28 × 20 <sup>19</sup> / <sub>32</sub>
A3	34 <sup>3</sup> / <sub>8</sub> × 22 <sup>31</sup> / <sub>32</sub>	31 <sup>1</sup> / <sub>8</sub> × 19 <sup>3</sup> / <sub>4</sub>	32 × 20 <sup>19</sup> / <sub>32</sub>
A335	34 <sup>3</sup> / <sub>8</sub> × 38 <sup>19</sup> / <sub>32</sub>	31 <sup>1</sup> / <sub>8</sub> × 36 <sup>7</sup> / <sub>16</sub>	32 × 37 <sup>7</sup> / <sub>32</sub>
A35	39 <sup>1</sup> / <sub>4</sub> × 22 <sup>31</sup> / <sub>32</sub>	36 × 19 <sup>3</sup> / <sub>4</sub>	36 <sup>7</sup> / <sub>8</sub> × 20 <sup>19</sup> / <sub>32</sub>
A3535	39 <sup>1</sup> / <sub>4</sub> × 39 <sup>1</sup> / <sub>4</sub>	36 × 36 <sup>7</sup> / <sub>16</sub>	36 <sup>7</sup> / <sub>8</sub> × 37 <sup>7</sup> / <sub>32</sub>
A4	46 <sup>7</sup> / <sub>16</sub> × 22 <sup>31</sup> / <sub>32</sub>	43 <sup>3</sup> / <sub>16</sub> × 19 <sup>3</sup> / <sub>4</sub>	44 <sup>1</sup> / <sub>16</sub> × 20 <sup>19</sup> / <sub>32</sub>
A45	51 <sup>1</sup> / <sub>4</sub> × 22 <sup>31</sup> / <sub>32</sub>	48 × 19 <sup>3</sup> / <sub>4</sub>	48 <sup>7</sup> / <sub>8</sub> × 20 <sup>19</sup> / <sub>32</sub>
A5	58 <sup>5</sup> / <sub>16</sub> × 22 <sup>31</sup> / <sub>32</sub>	55 <sup>1</sup> / <sub>16</sub> × 19 <sup>3</sup> / <sub>4</sub>	55 <sup>15</sup> / <sub>16</sub> × 20 <sup>19</sup> / <sub>32</sub>
A55	63 <sup>1</sup> / <sub>4</sub> × 22 <sup>31</sup> / <sub>32</sub>	60 × 19 <sup>3</sup> / <sub>4</sub>	60 <sup>7</sup> / <sub>8</sub> × 20 <sup>19</sup> / <sub>32</sub>
A6	70 <sup>5</sup> / <sub>16</sub> × 22 <sup>31</sup> / <sub>32</sub>	67 <sup>1</sup> / <sub>16</sub> × 19 <sup>3</sup> / <sub>4</sub>	67 <sup>15</sup> / <sub>16</sub> × 20 <sup>19</sup> / <sub>32</sub>
AW2	22 <sup>9</sup> / <sub>16</sub> × 27 <sup>7</sup> / <sub>32</sub>	19 <sup>5</sup> / <sub>16</sub> × 24	20 <sup>3</sup> / <sub>16</sub> × 24 <sup>27</sup> / <sub>32</sub>
AW25	26 <sup>13</sup> / <sub>16</sub> × 27 <sup>7</sup> / <sub>32</sub>	23 <sup>9</sup> / <sub>16</sub> × 24	24 <sup>3</sup> / <sub>16</sub> × 24 <sup>27</sup> / <sub>32</sub>
AW28	29 <sup>15</sup> / <sub>16</sub> × 27 <sup>7</sup> / <sub>32</sub>	26 <sup>11</sup> / <sub>16</sub> × 24	28 × 24 <sup>27</sup> / <sub>32</sub>
AW3	34 <sup>3</sup> / <sub>8</sub> × 27 <sup>7</sup> / <sub>32</sub>	31 <sup>1</sup> / <sub>8</sub> × 24	32 × 24 <sup>27</sup> / <sub>32</sub>
AW35	39 <sup>1</sup> / <sub>4</sub> × 27 <sup>7</sup> / <sub>32</sub>	36 × 24	36 <sup>7</sup> / <sub>8</sub> × 24 <sup>27</sup> / <sub>32</sub>

## Sash

<b>Sash Size Table - Standard Window</b>			
<b>Unit No.</b>	<b>Overall Sash (w x h)</b>	<b>Unobstructed Glass (w x h)</b>	<b>Actual Glass (w x h)</b>
<b>AW4</b>	46 <sup>7</sup> / <sub>16</sub> × 27 <sup>7</sup> / <sub>32</sub>	43 <sup>3</sup> / <sub>16</sub> × 24	44 <sup>1</sup> / <sub>16</sub> × 24 <sup>27</sup> / <sub>32</sub>
<b>AW45</b>	51 <sup>1</sup> / <sub>4</sub> × 27 <sup>7</sup> / <sub>32</sub>	48 × 24	48 <sup>7</sup> / <sub>8</sub> × 24 <sup>27</sup> / <sub>32</sub>
<b>AW5</b>	58 <sup>5</sup> / <sub>16</sub> × 27 <sup>7</sup> / <sub>32</sub>	55 <sup>1</sup> / <sub>16</sub> × 24	55 <sup>15</sup> / <sub>16</sub> × 24 <sup>27</sup> / <sub>32</sub>
<b>AW55</b>	63 <sup>1</sup> / <sub>4</sub> × 27 <sup>7</sup> / <sub>32</sub>	60 × 24	60 <sup>7</sup> / <sub>8</sub> × 24 <sup>27</sup> / <sub>32</sub>
<b>AW6</b>	70 <sup>5</sup> / <sub>16</sub> × 27 <sup>7</sup> / <sub>32</sub>	67 <sup>1</sup> / <sub>16</sub> × 24	67 <sup>15</sup> / <sub>16</sub> × 24 <sup>27</sup> / <sub>32</sub>
<b>AX25</b>	26 <sup>13</sup> / <sub>16</sub> × 30 <sup>11</sup> / <sub>32</sub>	23 <sup>9</sup> / <sub>16</sub> × 27 <sup>1</sup> / <sub>8</sub>	24 <sup>3</sup> / <sub>16</sub> × 27 <sup>31</sup> / <sub>32</sub>
<b>AX28</b>	29 <sup>15</sup> / <sub>16</sub> × 30 <sup>11</sup> / <sub>32</sub>	26 <sup>11</sup> / <sub>16</sub> × 27 <sup>1</sup> / <sub>8</sub>	28 × 27 <sup>31</sup> / <sub>32</sub>
<b>AX3</b>	34 <sup>3</sup> / <sub>8</sub> × 30 <sup>11</sup> / <sub>32</sub>	31 <sup>1</sup> / <sub>8</sub> × 27 <sup>1</sup> / <sub>8</sub>	32 × 27 <sup>31</sup> / <sub>32</sub>
<b>AX35</b>	39 <sup>1</sup> / <sub>4</sub> × 30 <sup>11</sup> / <sub>32</sub>	36 × 27 <sup>1</sup> / <sub>8</sub>	36 <sup>7</sup> / <sub>8</sub> × 27 <sup>31</sup> / <sub>32</sub>
<b>AX4</b>	46 <sup>7</sup> / <sub>16</sub> × 30 <sup>11</sup> / <sub>32</sub>	43 <sup>3</sup> / <sub>16</sub> × 27 <sup>1</sup> / <sub>8</sub>	44 <sup>1</sup> / <sub>16</sub> × 27 <sup>31</sup> / <sub>32</sub>
<b>AX45</b>	51 <sup>1</sup> / <sub>4</sub> × 30 <sup>11</sup> / <sub>32</sub>	48 × 27 <sup>1</sup> / <sub>8</sub>	48 <sup>7</sup> / <sub>8</sub> × 27 <sup>31</sup> / <sub>32</sub>
<b>AX5</b>	58 <sup>5</sup> / <sub>16</sub> × 30 <sup>11</sup> / <sub>32</sub>	55 <sup>1</sup> / <sub>16</sub> × 27 <sup>1</sup> / <sub>8</sub>	55 <sup>15</sup> / <sub>16</sub> × 27 <sup>31</sup> / <sub>32</sub>
<b>AX55</b>	63 <sup>1</sup> / <sub>4</sub> × 30 <sup>11</sup> / <sub>32</sub>	60 × 27 <sup>1</sup> / <sub>8</sub>	60 <sup>7</sup> / <sub>8</sub> × 27 <sup>31</sup> / <sub>32</sub>
<b>AX6</b>	70 <sup>5</sup> / <sub>16</sub> × 30 <sup>11</sup> / <sub>32</sub>	67 <sup>1</sup> / <sub>16</sub> × 27 <sup>1</sup> / <sub>8</sub>	67 <sup>15</sup> / <sub>16</sub> × 27 <sup>31</sup> / <sub>32</sub>
<b>AXW28</b>	29 <sup>15</sup> / <sub>16</sub> × 34 <sup>25</sup> / <sub>32</sub>	26 <sup>11</sup> / <sub>16</sub> × 31 <sup>9</sup> / <sub>16</sub>	28 × 32 <sup>13</sup> / <sub>32</sub>
<b>AXW3</b>	34 <sup>3</sup> / <sub>8</sub> × 34 <sup>25</sup> / <sub>32</sub>	31 <sup>1</sup> / <sub>8</sub> × 31 <sup>9</sup> / <sub>16</sub>	32 × 32 <sup>13</sup> / <sub>32</sub>
<b>AXW35</b>	39 <sup>1</sup> / <sub>4</sub> × 34 <sup>25</sup> / <sub>32</sub>	36 × 31 <sup>9</sup> / <sub>16</sub>	36 <sup>7</sup> / <sub>8</sub> × 32 <sup>13</sup> / <sub>32</sub>
<b>AXW4</b>	46 <sup>7</sup> / <sub>16</sub> × 34 <sup>25</sup> / <sub>32</sub>	43 <sup>3</sup> / <sub>16</sub> × 31 <sup>9</sup> / <sub>16</sub>	44 <sup>1</sup> / <sub>16</sub> × 32 <sup>13</sup> / <sub>32</sub>
<b>AXW45</b>	51 <sup>1</sup> / <sub>4</sub> × 34 <sup>25</sup> / <sub>32</sub>	48 × 31 <sup>9</sup> / <sub>16</sub>	48 <sup>7</sup> / <sub>8</sub> × 32 <sup>13</sup> / <sub>32</sub>
<b>AXW5</b>	58 <sup>5</sup> / <sub>16</sub> × 34 <sup>25</sup> / <sub>32</sub>	55 <sup>1</sup> / <sub>16</sub> × 31 <sup>9</sup> / <sub>16</sub>	55 <sup>15</sup> / <sub>16</sub> × 32 <sup>13</sup> / <sub>32</sub>
<b>AXW55</b>	63 <sup>1</sup> / <sub>4</sub> × 34 <sup>25</sup> / <sub>32</sub>	60 × 31 <sup>9</sup> / <sub>16</sub>	60 <sup>7</sup> / <sub>8</sub> × 32 <sup>13</sup> / <sub>32</sub>
<b>AXW6</b>	70 <sup>5</sup> / <sub>16</sub> × 34 <sup>25</sup> / <sub>32</sub>	67 <sup>1</sup> / <sub>16</sub> × 31 <sup>9</sup> / <sub>16</sub>	67 <sup>15</sup> / <sub>16</sub> × 32 <sup>13</sup> / <sub>32</sub>
<b>AP32</b>	34 <sup>3</sup> / <sub>8</sub> × 46 <sup>27</sup> / <sub>32</sub>	31 <sup>1</sup> / <sub>8</sub> × 43 <sup>5</sup> / <sub>8</sub>	32 × 44 <sup>15</sup> / <sub>32</sub>
<b>AP32V</b>	34 <sup>3</sup> / <sub>8</sub> × 46 <sup>27</sup> / <sub>32</sub>	31 <sup>1</sup> / <sub>8</sub> × 43 <sup>5</sup> / <sub>8</sub>	32 × 44 <sup>15</sup> / <sub>32</sub>
<b>AP352</b>	39 <sup>1</sup> / <sub>4</sub> × 46 <sup>27</sup> / <sub>32</sub>	36 × 43 <sup>5</sup> / <sub>8</sub>	36 <sup>7</sup> / <sub>8</sub> × 44 <sup>15</sup> / <sub>32</sub>
<b>AP42</b>	46 <sup>7</sup> / <sub>16</sub> × 46 <sup>27</sup> / <sub>32</sub>	43 <sup>3</sup> / <sub>16</sub> × 43 <sup>5</sup> / <sub>8</sub>	44 <sup>1</sup> / <sub>16</sub> × 44 <sup>15</sup> / <sub>32</sub>
<b>AP42V</b>	46 <sup>7</sup> / <sub>16</sub> × 46 <sup>27</sup> / <sub>32</sub>	43 <sup>3</sup> / <sub>16</sub> × 43 <sup>5</sup> / <sub>8</sub>	44 <sup>1</sup> / <sub>16</sub> × 44 <sup>15</sup> / <sub>32</sub>

# Perma-Shield® Improved/E-Z Awning Windows (1999 to Present)

Standard, Picture, and Transom Windows

## Sash

Glass Size Table - Picture Window		
<b>Note:</b>		
Picture Windows use replacement glass only. They do not have a sash.		
Unobstructed Glass is dimension from outside edge to outside edge of visible glass only.		
Actual Glass is dimension of outside edge to outside edge of glass, including glass that is not visible.		
Unit No.	Unobstructed Glass (w x h)	Actual Glass (w x h)
P3030	31 1/8 x 31 1/8	32 21/32 x 32 21/32
P3035	31 1/8 x 36	32 21/32 x 37 17/32
P3040	31 1/8 x 43 3/16	32 21/32 x 44 23/32
P3045	31 1/8 x 48	32 21/32 x 49 17/32
P3050	31 1/8 x 55 1/16	32 21/32 x 56 19/32
P3055	31 1/8 x 60	32 21/32 x 61 17/32
P3060	31 1/8 x 67 1/16	32 21/32 x 68 19/32
P3530	36 x 31 1/8	37 17/32 x 32 21/32
P3535	36 x 36	37 17/32 x 37 17/32
P3540	36 x 43 3/16	37 17/32 x 44 23/32
P3545	36 x 48	37 17/32 x 49 17/32
P3550	36 x 55 1/16	37 17/32 x 56 19/32
P3555	36 x 60	37 17/32 x 61 17/32
P3560	36 x 67 1/16	37 17/32 x 68 19/32
P4030	43 3/16 x 31 1/8	44 23/32 x 32 21/32
P4035	43 3/16 x 36	44 23/32 x 37 17/32
P4040	43 3/16 x 43 3/16	44 23/32 x 44 23/32
P4045	43 3/16 x 48	44 23/32 x 49 17/32
P4050	43 3/16 x 55 1/16	44 23/32 x 56 19/32
P4055	43 3/16 x 60	44 23/32 x 61 17/32
P4060	43 3/16 x 67 1/16	44 23/32 x 68 19/32
P4530	48 x 31 1/8	49 17/32 x 32 21/32
P4535	48 x 36	49 17/32 x 37 17/32
P4540	48 x 43 3/16	49 17/32 x 44 23/32
P4545	48 x 48	49 17/32 x 49 17/32
P4550	48 x 55 1/16	49 17/32 x 56 19/32
P4555	48 x 60	49 17/32 x 61 17/32
P4560	48 x 67 1/16	49 17/32 x 68 19/32
P5030	55 1/16 x 31 1/8	56 19/32 x 32 21/32
P5035	55 1/16 x 36	56 19/32 x 37 17/32
P5040	55 1/16 x 43 3/16	56 19/32 x 44 23/32
P5045	55 1/16 x 48	56 19/32 x 49 17/32
P5050	55 1/16 x 55 1/16	56 19/32 x 56 19/32
P5055	55 1/16 x 60	56 19/32 x 61 17/32

## Sash

P5060	55 1/16 × 67 1/16	56 19/32 × 68 19/32
P5530	60 × 31 1/8	61 17/32 × 32 21/32
P5535	60 × 36	61 17/32 × 37 17/32
P5540	60 × 43 3/16	61 17/32 × 44 23/32
P5545	60 × 48	61 17/32 × 49 17/32
P5550	60 × 55 1/16	61 17/32 × 56 19/32
P6030	67 1/2 × 31 1/8	68 19/32 × 32 21/32
P6035	67 1/2 × 36	68 19/32 × 37 17/32
P6040	67 1/2 × 43 3/16	68 19/32 × 44 23/32
P6045	67 1/2 × 48	68 19/32 × 49 17/32
P6050	67 1/2 × 55 1/16	68 19/32 × 56 19/32

Glass Size Table - Transom Window / Standard		
Unit No.	Unobstructed Glass (w x h)	Actual Glass (w x h)
CTR1510	12 3/16 × 7 3/16	13 23/32 × 8 23/32
CTR1810	15 11/16 × 7 3/16	17 7/32 × 8 23/32
CTR2010	19 5/16 × 7 3/16	20 27/32 × 8 23/32
CTR2410	23 9/16 × 7 3/16	25 3/32 × 8 23/32
CTR2810	26 11/16 × 7 3/16	28 7/32 × 8 23/32
CTR2910	28 15/16 × 7 3/16	30 15/32 × 8 23/32
CTR3010	31 1/8 × 7 3/16	32 21/32 × 8 23/32
CTR3410	35 15/16 × 7 3/16	37 15/32 × 8 23/32
CTR4010	43 3/16 × 7 3/16	44 23/32 × 8 23/32
CTR4810	51 11/16 × 7 3/16	53 7/32 × 8 23/32
CTR5210	57 15/16 × 7 3/16	59 15/32 × 8 23/32
CTR51110	66 13/16 × 7 3/16	68 11/32 × 8 23/32
CTR6010	67 1/16 × 7 3/16	68 19/32 × 8 23/32
CTR7010	79 13/16 × 7 3/16	81 11/32 × 8 23/32

Glass Size Table - Transom Window / Picture		
Unit No.	Unobstructed Glass (w x h)	Actual Glass (w x h)
PTR3010	31 1/8 × 7 3/16	32 21/32 × 8 23/32
PTR3510	36 × 7 3/16	37 17/32 × 8 23/32
PTR4010	43 3/16 × 7 3/16	44 23/32 × 8 23/32
PTR4510	48 × 7 3/16	49 17/32 × 8 23/32
PTR5010	55 1/16 × 7 3/16	56 19/32 × 8 23/32
PTR5510	60 × 7 3/16	61 17/32 × 8 23/32
PTR6010	67 1/16 × 7 3/16	68 19/32 × 8 23/32



# Perma-Shield® Improved/E-Z Awning Windows (1999 to Present)

Standard, Picture, and Transom Windows

## Sash

### Sash Configuration for Picture Windows with Integral Mull

#### Two High Units

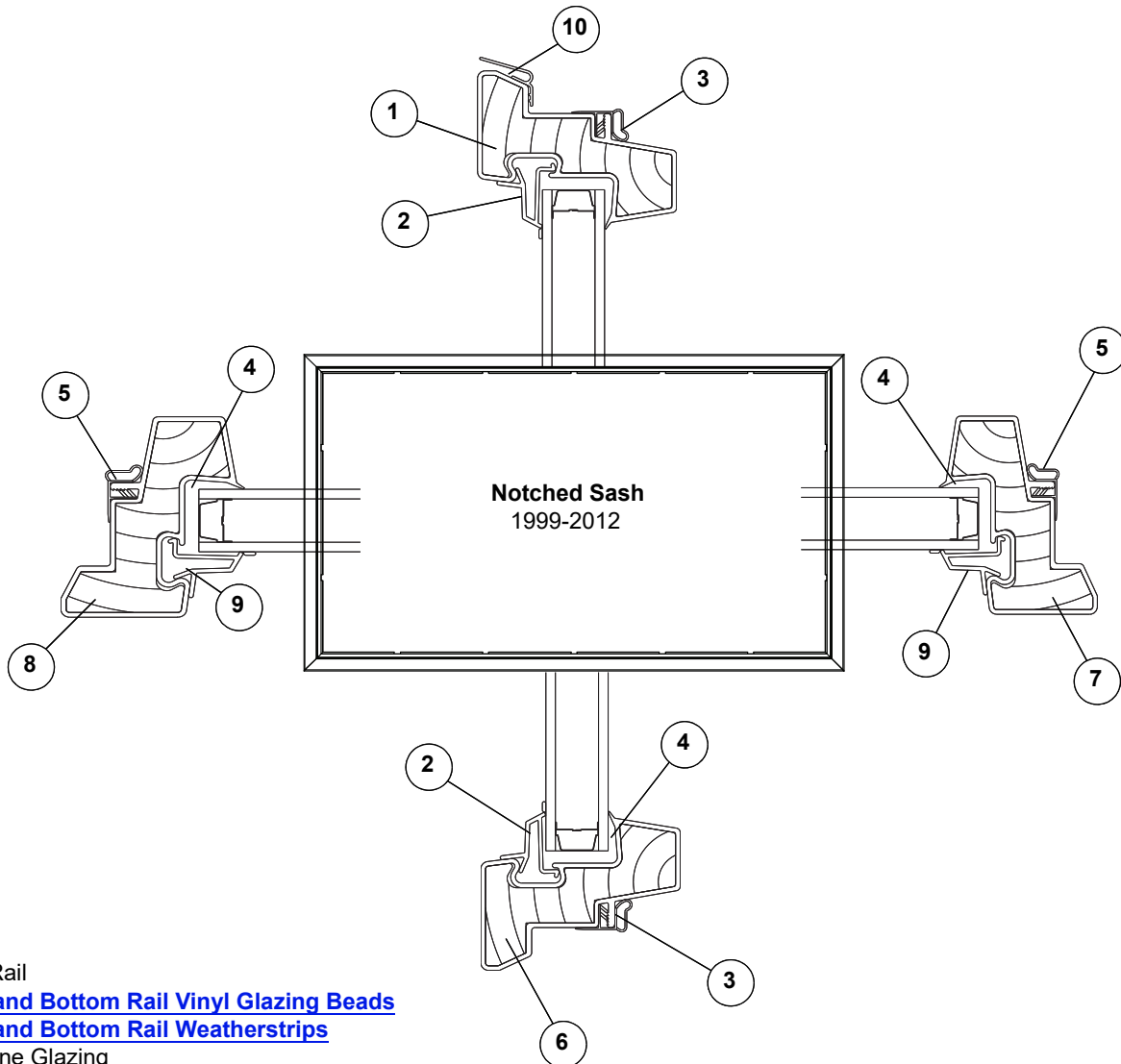
	Unit No.	Bottom Sash	Top Sash
	A212	A21	A21
	A312	A31	A31
	PA3050	A31	AXW31
	PA3550	A351	AXW351
	PA3060	A31	AP32V
	PA3560	A351	AP352V
	PA4060	A41	AP42V
	AXW312	AXW31	AXW31

#### Three High Units

	Unit No.	Bottom Sash	Top Sash	Middle Sash
	A213	A21	A21	A21
	A313	A31	A31	A31

## Sash

### Sash Graphic - Standard Windows / Notched (1999 - 12/2012)



1. Top Rail
2. [Top and Bottom Rail Vinyl Glazing Beads](#)
3. [Top and Bottom Rail Weatherstrips](#)
4. Silicone Glazing
5. [Side Stile Weatherstrips](#)
6. Bottom Rail
7. Left Side Stile
8. Right Side Stile
9. [Left and Right Stile Vinyl Glazing Beads](#)
10. [Waterbar Weatherstrip](#)

### Perma-Shield® Improved/E-Z Awning Sash


*Unit viewed from exterior.*

**Perma-Shield® Improved/E-Z Awning Windows (1999 to Present)**

*Standard, Picture, and Transom Windows*

**Sash**

**Sash Illustration - Standard Windows / Notched (1999 - 12/2012)**



## Sash

### Sash - Standard Windows / Notched (1999 - 12/2012)

**Note:**

Glazing types offered replace all prior versions. Sizes not listed that are part of the standard size grid are available by description. See iQ+ for additional detail. Order stationary sash clips separately [page 37](#).


See [Service Guide 0003910](#) for venting sash replacement.

See [Service Guide 0005111](#) for stationary sash replacement.

### Sash - Notched / High Performance-Low-E4® (1999 - 12/2012)

**Note:**

Sash are universal (operating/stationary). Stationary sash clips must be ordered separately ([page 37](#)). Replaces all previous versions of HP/LowE.



Unit No.	White	Terratone®	Sandtone	Forest Green
AR2	1527665	2132629	0638702	0515473
AR25	1527735	2106434	0609417	By description
AR28	By description	By description	By description	By description
AR3	1527669	2132636	0638704	By description
AR35	1527671	2132648	0638706	By description
AR4	1527673	2132657	0638708	By description
AR45	1527693	By description	0638709	By description
AR5	1527679	2132672	0638712	By description
AR55	1527695	2132683	By description	By description
AR6	1527688	2132685	0638716	By description
AN2	1527667	2132631	0638718	0515474
AN25	1527734	2106433	0609416	0515458
AN28	By description	By description	By description	By description
AN3	1527638	2132638	0638720	0515478
AN35	1527650	2132650	0638722	By description
AN4	1527658	2132658	0638724	0515489
AN45	1527675	2132667	By description	By description
AN5	1527680	2132673	0638728	By description
AN55	1527684	By description	By description	By description
AN6	1527689	2132688	0638732	By description

# Perma-Shield® Improved/E-Z Awning Windows (1999 to Present)


Standard, Picture, and Transom Windows

## Sash

### Sash - Notched / High Performance-Low-E4® (1999 - 12/2012)

**Note:**

Sash are universal (operating/stationary). Stationary sash clips must be ordered separately ([page 37](#)). Replaces all previous versions of HP/LowE.




Unit No.	White	Terratone®	Sandtone	Forest Green
A2	1527634	2132634	0638734	0515475
A25	1527733	2106455	0609415	0515466
A28	By description	By description	By description	By description
A3	1527642	2132642	0638736	0515479
A335	By description	2132646	0638740	By description
A35	1527654	2132654	0638742	By description
A3535	By description	2132656	0638744	By description
A4	1527662	2132662	0638746	0515490
A45	1527676	2132668	0638748	By description
A5	1527681	2132676	0638750	By description
A55	1527685	2132681	By description	By description
A6	1527691	2132691	0638754	By description
AW2	1527668	2132635	0638756	By description
AW25	1527736	2106435	0609418	By description
AW28	By description	By description	By description	By description
AW3	1527643	2132643	0638758	0515480
AW35	1527672	2132655	0638760	By description
AW4	1527664	2132664	0638762	By description
AW45	1527677	2132671	0638764	By description
AW5	1527683	2132677	0638766	By description
AW55	1527687	By description	By description	By description
AW6	1527692	2132692	0638770	By description
AX25	By description	By description	By description	By description
AX28	By description	By description	By description	By description
AX3	By description	By description	By description	By description
AX35	By description	By description	By description	By description
AX4	By description	By description	By description	By description
AX45	By description	By description	By description	By description
AX5	By description	By description	By description	By description
AXW28	By description	By description	By description	By description
AXW3	1527696	2106436	0639421	0515461

## Sash

### Sash - Notched / High Performance-Low-E4® (1999 - 12/2012)

**Note:**

Sash are universal (operating/stationary). Stationary sash clips must be ordered separately ([page 37](#)). Replaces all previous versions of HP/LowE.




Unit No.	White	Terratone®	Sandtone	Forest Green
<b>AXW35</b>	1527697	2106437	0639422	0515462
<b>AXW4</b>	1527698	2106438	0639423	By description
<b>AXW45</b>	By description	By description	By description	By description
<b>AXW5</b>	1527701	2106440	By description	By description
<b>AXW55</b>	By description	By description	By description	By description
<b>AXW6</b>	By description	By description	By description	By description

### Sash - Notched / High Performance-Low-E4® Sun 3 (1999 - 12/2012)

**Note:**

Sash are universal (operating/stationary). Stationary sash clips must be ordered separately ([page 37](#)).



Unit No.	White	Terratone®	Sandtone	Unit No.	White	Terratone®	Sandtone
<b>AR2</b>	1528830	2124120	0638802	<b>A5</b>	1528854	By description	By description
<b>AR25</b>	By description	2106448	By description	<b>A55</b>	By description	By description	By description
<b>AR28</b>	By description	By description	By description	<b>A6</b>	1528868	2124162	By description
<b>AR3</b>	1528836	2124126	0638804	<b>AW2</b>	1528834	2124124	By description
<b>AR35</b>	1528838	2124128	0638806	<b>AW25</b>	1527740	By description	0609422
<b>AR4</b>	1528842	2124132	0638808	<b>AW28</b>	By description	By description	By description
<b>AR45</b>	By description	By description	By description	<b>AW3</b>	1528819	2124105	By description
<b>AR5</b>	1528850	2124140	By description	<b>AW35</b>	1528840	By description	0638860
<b>AR55</b>	By description	By description	By description	<b>AW4</b>	1528825	2124117	0638862
<b>AR6</b>	By description	2124156	By description	<b>AW45</b>	By description	By description	By description

# Perma-Shield® Improved/E-Z Awning Windows (1999 to Present)


Standard, Picture, and Transom Windows

## Sash

### Sash - Notched / High Performance-Low-E4® Sun 3 (1999 - 12/2012)

**Note:**

Sash are universal (operating/stationary). Stationary sash clips must be ordered separately ([page 37](#)).



Unit No.	White	Terratone®	Sandtone	Unit No.	White	Terratone®	Sandtone
AN2	1528832	2124122	0638818	AW5	By description	By description	By description
AN25	1527738	By description	0609420	AW55	By description	By description	By description
AN28	By description	By description	By description	AW6	By description	2124164	By description
AN3	1528804	2124104	0638820	AX25	By description	By description	By description
AN35	1528810	2124110	By description	AX28	By description	By description	By description
AN4	1528814	2124114	By description	AX3	By description	By description	By description
AN45	By description	By description	By description	AX35	By description	By description	By description
AN5	By description	By description	0638828	AX4	By description	By description	By description
AN55	By description	By description	By description	AX45	By description	By description	By description
AN6	By description	2124160	By description	AX5	By description	By description	By description
A2	1528802	2124102	0638834	AXW28	By description	By description	By description
A28	By description	By description	By description	AXW3	1528871	2106450	0639431
A335	By description	2124108	By description	AXW35	By description	By description	By description
A35	1528812	2124112	By description	AXW4	1528873	By description	By description
A3535V	By description	2124109	By description	AXW45	By description	By description	By description
A4	1528816	2124116	0638846	AXW5	By description	By description	By description
A25	1527737	2106446	0609419	AXW55	By description	By description	By description
A3	1528806	2124106	0638836	AXW6	By description	By description	By description
A45	By description	2124136	0638848				

### Sash - Notched / High Performance™ Sun II (1999 - 12/2012)

**Note:**


High-Performance-LowE Sun II is available by description. Sash are universal (operating/stationary). Stationary sash clips must be ordered separately ([page 37](#)).

## Sash

### Sash - High Performance-Low-E4® Finelight™ (1999 - 12/2012)

**Note:**

Finelight sash are **not** notched. Sash are universal (operating/stationary). Stationary sash clips must be ordered separately ([page 37](#)).



Unit No.	White	Sandtone	Unit No.	White	Sandtone
AR2	1559407	0608487	A3535V	1559451	By description
AR25	1559408	0608488	A4	1559429	0608475
AR3	1559409	0608489	A45	1559430	By description
AR35	1559410	By description	A5	1559431	0608477
AR4	1559411	0608491	A55	1559432	By description
AR45	1559412	By description	A6	1559433	By description
AR5	1559413	By description	AW2	1559434	By description
AR55	By description	By description	AW25	1559435	0608495
AR6	1559415	By description	AW3	1559436	0608496
AN2	1559416	By description	AW35	1559437	By description
AN25	1559417	0608481	AW4	1559438	0608498
AN3	1559418	0608482	AW45	1559439	By description
AN35	1559419	By description	AW5	1559440	By description
AN4	1559420	By description	AW55	1559441	By description
AN45	By description	By description	AW6	1559442	By description
AN5	By description	By description	AXW3	1559443	0608502
AN55	By description	By description	AXW35	1559444	By description
AN6	1559424	By description	AXW4	By description	By description
A2	1559425	0608471	AXW45	By description	By description
A25	1559426	0608472	AXW5	By description	By description
A3	1559427	0608473	AXW55	By description	By description
A35	1559428	0608474	AXW6	By description	By description



# Perma-Shield® Improved/E-Z Awning Windows (1999 to Present)

Standard, Picture, and Transom Windows

## Sash

### Sash - Notched / High Performance-Low-E4® Tempered (1999 - 12/2012)

**Note:**

Sash are universal (operating/stationary). Stationary sash clips must be ordered separately ([page 37](#)).




Unit No.	White	Terratone®	Sandtone	Unit No.	White	Terratone®	Sandtone
AR2	1529018	2106518	0638902	AW25	1527744	2106473	0609493
AR25	1527743	2106472	0609492	AW28	By description	By description	By description
AR28	By description	By description	By description	AW3	1529005	By description	0638958
AR3	1529024	2106524	0638904	AW35	1529028	By description	0638960
AR35	By description	By description	0638906	AW4	1529017	By description	0638962
AR4	1529030	2106530	By description	AW45	1529036	By description	By description
AR45	1529031	2106531	By description	AW5	1529044	By description	0638966
AR5	1529038	2106538	By description	AW55	By description	By description	By description
AR55	By description	By description	By description	AW6	By description	By description	By description
AR6	1529052	By description	By description	AX25	By description	By description	By description
AN2	1529020	2106520	0638918	AX28	By description	By description	By description
AN28	By description	By description	By description	AX3	By description	By description	By description
AN3	1529004	2106504	0638920	AX35	By description	By description	By description
AN4	1529014	2106514	0638924	AX4	By description	By description	By description
AN6	By description	2106554	By description	AX45	By description	By description	By description
A2	1529002	2106502	0638934	AX5	By description	By description	By description
A25	1527741	2106470	0609490	AXW28	By description	By description	By description
A28	By description	By description	By description	AXW3	1529059	2106441	0639426
A3	1529006	2106506	0638936	AXW35	1528879	2106437	0639427
A35	1529012	2106512	0638942	AXW4	1529061	By description	0639428
A4	1529016	2106516	0638946	AXW45	By description	By description	By description
A45	1529034	2106534	0638948	AXW5	By description	By description	By description
A5	1529042	2106542	0638950	AXW55	By description	By description	By description
A55	By description	By description	By description	AXW6	By description	By description	By description
A6	1529056	By description	0638954				
AW2	1529022	By description	0638956				

## Sash

### Sash - Notched / HP-Low-E4® Sun 3 Tempered (1999 - 12/2012)

**Note:**

Sash are universal (operating/stationary). Stationary sash clips must be ordered separately ([page 37](#)).



Unit No.	White	Terratone®	Sandtone	Unit No.	White	Terratone®	Sandtone
AR2	1528701	By description	By description	A5	1528754	By description	By description
AR25	1527747	By description	By description	A55	By description	By description	By description
AR28	By description	By description	By description	A6	By description	By description	By description
AR3	1528702	By description	By description	AW2	By description	By description	By description
AR4	1528704	By description	By description	AW25	By description	By description	By description
AR5	By description	By description	By description	AW28	By description	By description	By description
AR6	By description	By description	By description	AW3	By description	By description	By description
AN25	By description	By description	By description	AW35	By description	By description	By description
AN28	By description	By description	By description	AW4	By description	By description	0639062
AN3	By description	By description	By description	AW5	1528785	By description	By description
AN4	1528774	By description	By description	AXW28	By description	By description	By description
AN6	By description	By description	By description	AXW3	1528876	By description	By description
A2	By description	2124302	0639034	AXW35	By description	By description	By description
A25	By description	By description	By description	AXW4	By description	By description	By description
A28	By description	By description	By description	AXW45	By description	By description	By description
A3	1528712	2124304	0639036	AXW5	By description	By description	By description
A35	By description	2124306	By description	AXW55	By description	By description	By description
A4	1528716	2124316	By description	AXW6	By description	By description	By description

### Sash - Notched / High Performance™ Sun II Tempered (1999 - 12/2012)

**Note:**

High-Performance-LowE Sun II Tempered is available by description. Sash are universal (operating/stationary). Stationary sash clips must be ordered separately ([page 37](#)).

# Perma-Shield® Improved/E-Z Awning Windows (1999 to Present)

Standard, Picture, and Transom Windows

## Sash

### Sash - Notched / Dual Pane (1999 - 12/2012)

**Note:**

Sash are universal (operating/stationary) except for the Picture Sash shown below. Picture Sash were also never notched to accept grilles. Stationary sash clips must be ordered separately ([page 37](#)).

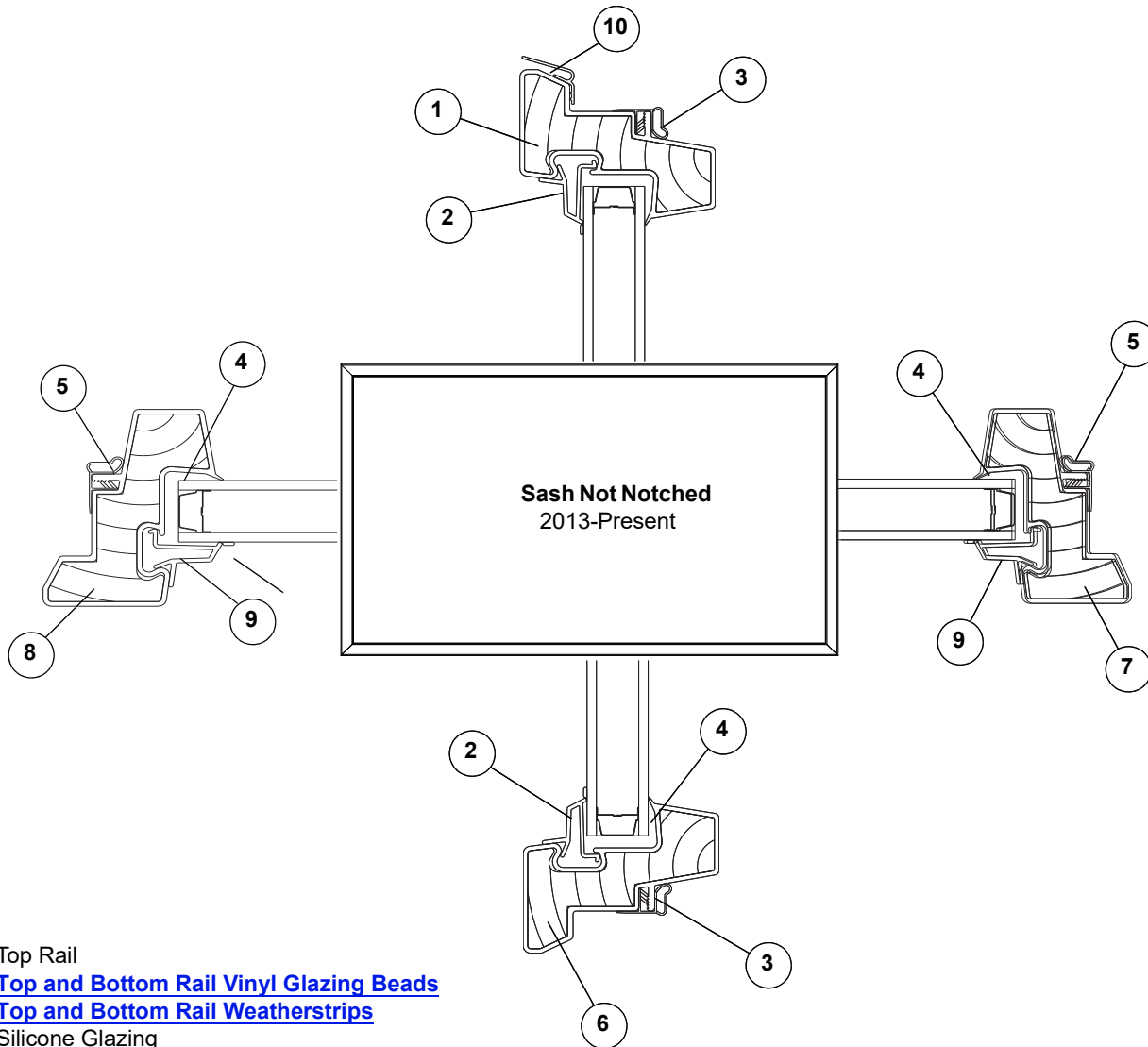
Dual Pane Clear



Unit No.	White	Terratone®	Sandtone	Unit No.	White	Terratone®	Sandtone
AR2	By description	By description	0608417	A5	By description	By description	By description
AR25	By description	By description	By description	A55	By description	By description	By description
AR3	By description	By description	By description	A6	By description	By description	By description
AR35	By description	By description	By description	AW2	By description	By description	By description
AR4	By description	By description	By description	AW25	By description	By description	By description
AR45	By description	By description	By description	AW3	1506310	2106310	0608421
AR5	By description	By description	By description	AW35	By description	By description	By description
AR55	By description	By description	By description	AW4	1506316	2106316	By description
AR6	By description	By description	By description	AW45	By description	By description	By description
AN2	By description	By description	By description	AW5	By description	By description	By description
AN25	By description	By description	By description	AW55	By description	By description	By description
AN3	1506340	2106340	By description	AW6	By description	By description	By description
AN35	1506342	2106342	By description	AX25	By description	By description	By description
AN4	1506346	2106346	By description	AX3	By description	By description	By description
AN45	By description	By description	By description	AX35	By description	By description	By description
AN5	By description	By description	By description	AX4	By description	By description	By description
AN55	By description	By description	By description	AX45	By description	By description	By description
AN6	By description	By description	By description	AX5	By description	By description	By description
A2	1506338	2106338	0608407	AP32	1346520	1446520	By description
A25	1507335	By description	0608466	AP32V	1527008	2132008	By description
A3	1506308	2106308	0608409	A3535	By description	By description	By description
A335	By description	2106332	By description	AP352	1346526	1446526	By description
A35	1506344	2106344	By description	AP352V	1527012	By description	By description
A3535V	By description	By description	By description	AP42	1346528	1446528	By description
A4	1506312	2106312	0608414	AP42V	By description	2132016	By description
A45	By description	By description	By description				

## Sash

### Sash Graphic - Standard Windows (1/2013 - Present)



1. Top Rail
2. [Top and Bottom Rail Vinyl Glazing Beads](#)
3. [Top and Bottom Rail Weatherstrips](#)
4. Silicone Glazing
5. [Side Stile Weatherstrips](#)
6. Bottom Rail
7. Left Side Stile
8. Right Side Stile
9. [Left and Right Stile Vinyl Glazing Beads](#)
10. [Waterbar Weatherstrip](#)

**Perma-Shield® Improved/E-Z Awning Sash**

# Perma-Shield® Improved/E-Z Awning Windows (1999 to Present)

Standard, Picture, and Transom Windows

## Sash

### Sash - Standard Windows (1/2013 - Present)

**Note:**

Glazing types offered replace all prior versions. Sizes not listed that are part of the standard size grid are available by description. See iQ+ for additional detail. Order stationary sash clips separately [page 37](#).


See [Service Guide 0003910](#) for venting sash replacement.

See [Service Guide 0005111](#) for stationary sash replacement.

### Sash / High Performance-Low-E4® (1/2013 - Present)

**Note:**

Sash are universal (Operating/Stationary).  
Canvas, Dark Bronze and Black available by description.




Unit No.	White	Terra-tone®	Sandtone	Forest Green	Unit No.	White	Terra-tone®	Sandtone	Forest Green
AR2	9066182	9066348	9065749	9065591	A55	9066197	9066371	By Description	By Description
AR25	9066212	9066289	9065734	By Description	A6	9066201	9066375	9065768	By Description
AR28	By Description	By Description	By Description	By Description	AW2	9066184	9066351	9065769	By Description
AR3	9066185	9066352	9065750	By Description	AW25	9066213	9066290	9065735	By Description
AR35	9066186	9066356	9065751	By Description	AW28	By Description	By Description	By Description	By Description
AR4	9066188	9066360	9065752	By Description	AW3	9066176	9066355	9065770	9065596
AR45	9066203	By Description	9065753	By Description	AW35	9066187	9066359	9065771	By Description
AR5	9066192	9066367	9065754	By Description	AW4	9066181	9066363	9065772	By Description
AR55	9066204	9066372	By Descriptio	By Description	AW45	9066191	9066366	9065773	By Description
AR6	9066199	9066373	9065755	By Description	AW5	9066195	9066370	9065774	By Description
AN2	9066183	9066349	9065756	9065592	AW55	9066198	By Description	By Description	By Description
AN25	9066211	9066288	9065733	9065586	AW6	9066202	9066376	9065775	By Description
AN28	By Description	By Description	By Description	By Description	AX25	By Description	By Description	By Description	By Description
AN3	9066174	9066353	9065757	9065594	AX28	By Description	By Description	By Description	By Description
AN35	9066177	9066357	9065758	By Description	AX3	By Description	By Description	By Description	By Description
AN4	9066179	9066361	9065759	9065597	AX35	By Description	By Description	By Description	By Description
AN45	9066189	9066364	By Description	By Description	AX4	By Description	By Description	By Description	By Description
AN5	9066193	9066368	9065760	By Description	AX45	By Description	By Description	By Description	By Description
AN55	9066196	By Description	By Description	By Description	AX5	By Description	By Description	By Description	By Description
AN6	9066200	9066374	9065761	By Description	AX55	By Description	By Description	By Description	By Description
A2	9066173	9066350	9065762	9065593	AX6	By Description	By Description	By Description	By Description
A25	9066210	9066299	9065732	9065589	AXW28	By Description	By Description	By Description	By Description
A28	By Description	By Description	By Description	By Description	AXW3	9066205	9066291	9065812	9065587
A3	9066175	9066354	9065763	9065595	AXW35	9066206	9066292	9065813	9065588

## Sash

### Sash / High Performance-Low-E4® (1/2013 - Present)

**Note:**

Sash are universal (Operating/Stationary).  
 Canvas, Dark Bronze and Black available by description.



Unit No.	White	Terra-tone®	Sandtone	Forest Green	Unit No.	White	Terra-tone®	Sandtone	Forest Green
<b>A335</b>	By Description	By Description	By Description	By Description	<b>AXW4</b>	9066207	9066293	9065814	By Description
<b>A35</b>	9066178	9066358	9065764	By Description	<b>AXW45</b>	9066208	By Description	By Description	By Description
<b>A3535</b>	By Description	By Description	By Description	By Description	<b>AXW5</b>	9066209	9066294	By Description	By Description
<b>A4</b>	9066180	9066362	9065765	9065598	<b>AXW55</b>	By Description	By Description	By Description	By Description
<b>A45</b>	9066190	9066365	9065766	By Description	<b>AXW6</b>	By Description	By Description	By Description	By Description
<b>A5</b>	9066194	9066369	9065767	By Description					

# Perma-Shield® Improved/E-Z Awning Windows (1999 to Present)


Standard, Picture, and Transom Windows

## Sash

### Sash / High Performance-Low-E4® Sun 3 (1/2013 - Present)

**Note:**

Sash are universal (Operating/Stationary).  
Canvas, Dark Bronze, and Black available by description



Unit No.	White	Terratone®	Sandtone	Forest Green	Unit No.	White	Terratone®	Sandtone	Forest Green
AR2	9066239	9066329	9065776	By Description	A55	By Description	By Description	By Description	By Description
AR25	By Description	9066297	By Description	By Description	A6	9066248	9066339	By Description	By Description
AR28	By Description	By Description	By Description	By Description	AW2	9066241	9066331	By Description	By Description
AR3	9066242	9066332	9065777	By Description	AW25	9066216	By Description	9065738	By Description
AR35	9066243	9066333	9065778	By Description	AW28	By Description	By Description	By Description	By Description
AR4	9066245	9066334	9065779	By Description	AW3	9066237	9066322	By Description	By Description
AR45	By Description	By Description	By Description	By Description	AW35	9066244	By Description	9065787	By Description
AR5	9066246	9066336	By Description	By Description	AW4	9066238	9066328	9065788	By Description
AR55	By Description	By Description	By Description	By Description	AW45	By Description	By Description	By Description	By Description
AR6	By Description	9066337	By Description	By Description	AW5	By Description	By Description	By Description	By Description
AN2	9066240	9066330	9065780	By Description	AW55	By Description	By Description	By Description	By Description
AN25	9066215	By Description	9065737	By Description	AW6	By Description	9066340	By Description	By Description
AN28	By Description	By Description	By Description	By Description	AX25	By Description	By Description	By Description	By Description
AN3	9066231	9066321	9065781	By Description	AX28	By Description	By Description	By Description	By Description
AN35	9066233	9066324	By Description	By Description	AX3	By Description	By Description	By Description	By Description
AN4	9066235	9066326	By Description	By Description	AX35	By Description	By Description	By Description	By Description
AN45	By Description	By Description	By Description	By Description	AX4	By Description	By Description	By Description	By Description
AN5	By Description	By Description	9065782	By Description	AX45	By Description	By Description	By Description	By Description
AN55	By Description	By Description	By Description	By Description	AX5	By Description	By Description	By Description	By Description
AN6	By Description	9066338	By Description	By Description	AX55	By Description	By Description	By Description	By Description
A2	9066230	9066320	9065783	By Description	AX6	By Description	By Description	By Description	By Description
A25	9066214	9066296	9065736	By Description	AXW28	By Description	By Description	By Description	By Description
A28	By Description	By Description	By Description	By Description	AXW3	9066249	9066298	9065818	By Description
A3	9066232	9066323	9065784	By Description	AXW35	By Description	By Description	By Description	By Description
A335	By Description	By Description	By Description	By Description	AXW4	9066250	By Description	By Description	By Description
A35	9066234	9066325	By Description	By Description	AXW45	By Description	By Description	By Description	By Description
A3535	By Description	By Description	By Description	By Description	AXW5	By Description	By Description	By Description	By Description
A4	9066236	9066327	9065785	By Description	AXW55	By Description	By Description	By Description	By Description
A45	By Description	9066335	9065786	By Description	AXW6	By Description	By Description	By Description	By Description
A5	9066247	By Description	By Description	By Description					

## Sash

---

### **Sash / High Performance™ Sun II (1/2013 - Present)**

**Note:**

High-Performance-LowE Sun II sashes are available. Order by description.

### **Sash / High Performance-Low-E4® Finelight™ (1/2013 - Present)**

**Note: (**

Finelight sash are **not** notched. See ([page 24](#))

Sash are universal (operating/stationary).

Canvas, Dark Bronze, and Black available by description

Stationary sash clips must be ordered separately ([page 37](#)).



# Perma-Shield® Improved/E-Z Awning Windows (1999 to Present)


Standard, Picture, and Transom Windows

## Sash

### Sash / High Performance-Low-E4® Tempered (1/2013 - Present)

**Note:**

Sash are universal (Operating/Stationary).




Unit No.	White	Terratone®	Sandtone	Forest Green	Unit No.	White	Terratone®	Sandtone	Forest Green
AR2	9066262	9066310	9065789	By Description	A55	By Description	By Description	By Description	By Description
AR25	9066219	9066301	9065743	By Description	A6	9066276	By Description	9065801	By Description
AR28	By Description	By Description	By Description	By Description	AW2	9066264	By Description	9065802	By Description
AR3	9066265	9066312	9065790	By Description	AW25	9066220	9066302	9065744	By Description
AR35	9066266	By Description	9065791	By Description	AW28	By Description	By Description	By Description	By Description
AR4	9066268	9066313	By Description	By Description	AW3	9066255	By Description	9065803	By Description
AR45	9066269	9066314	By Description	By Description	AW35	9066267	By Description	9065804	By Description
AR5	9066272	9066316	By Description	By Description	AW4	9066261	By Description	9065805	By Description
AR55	By Description	By Description	By Description	By Description	AW45	9066271	By Description	By Description	By Description
AR6	9066275	By Description	By Description	By Description	AW5	9066274	By Description	9065806	By Description
AN2	9066263	9066311	9065792	By Description	AW55	By Description	By Description	By Description	By Description
AN25	9066218	By Description	By Description	By Description	AW6	By Description	By Description	By Description	By Description
AN28	By Description	By Description	By Description	By Description	AX25	By Description	By Description	By Description	By Description
AN3	9066254	9066304	9065793	By Description	AX28	By Description	By Description	By Description	By Description
AN35	9066257	9066306	9065794	By Description	AX3	By Description	By Description	By Description	By Description
AN4	9066259	9066308	9065795	By Description	AX35	By Description	By Description	By Description	By Description
AN45	9066270	By Description	By Description	By Description	AX4	By Description	By Description	By Description	By Description
AN5	By Description	By Description	By Description	By Description	AX45	By Description	By Description	By Description	By Description
AN55	By Description	By Description	By Description	By Description	AX5	By Description	By Description	By Description	By Description
AN6	By Description	9066318	By Description	By Description	AX55	By Description	By Description	By Description	By Description
A2	9066253	9066303	9065796	By Description	AX6	By Description	By Description	By Description	By Description
A25	9066217	9066300	9065742	By Description	AXW28	By Description	By Description	By Description	By Description
A28	By Description	By Description	By Description	By Description	AXW3	9066277	9066295	9065815	By Description
A3	9066256	9066305	9065797	By Description	AXW35	9066252	By Description	9065816	By Description
A335	By Description	By Description	By Description	By Description	AXW4	9066278	By Description	9065817	By Description
A35	9066258	9066307	By Description	By Description	AXW45	By Description	By Description	By Description	By Description
A3535	By Description	By Description	By Description	By Description	AXW5	By Description	By Description	By Description	By Description
A4	9066260	9066309	9065798	By Description	AXW55	By Description	By Description	By Description	By Description
A45	By Description	9066315	9065799	By Description	AXW6	By Description	By Description	By Description	By Description
A5	9066273	9066317	9065800	By Description					

## Sash

### Sash / High Performance-Low-E4® Sun 3 Tempered (1/2013 - Present)

**Note:**

Sash are universal (Operating/Stationary).



Unit No.	White	Terratone®	Sandtone	Forest Green	Unit No.	White	Terratone®	Sandtone	Forest Green
AR2	9066222	By Description	By Description	By Description	A55	By Description	By Description	By Description	By Description
AR25	9066221	By Description	By Description	By Description	A6	By Description	By Description	By Description	By Description
AR28	By Description	By Description	By Description	By Description	AW2	By Description	By Description	By Description	By Description
AR3	9066223	By Description	By Description	By Description	AW25	By Description	By Description	By Description	By Description
AR35	By Description	By Description	By Description	By Description	AW28	By Description	By Description	By Description	By Description
AR4	9066224	By Description	By Description	By Description	AW3	By Description	By Description	By Description	By Description
AR45	By Description	By Description	By Description	By Description	AW35	By Description	By Description	By Description	By Description
AR5	By Description	By Description	By Description	By Description	AW4	By Description	By Description	9065809	By Description
AR55	By Description	By Description	By Description	By Description	AW45	By Description	By Description	By Description	By Description
AR6	By Description	By Description	By Description	By Description	AW5	9066229	By Description	By Description	By Description
AN2	By Description	By Description	By Description	By Description	AW55	By Description	By Description	By Description	By Description
AN25	By Description	By Description	By Description	By Description	AW6	By Description	By Description	By Description	By Description
AN28	By Description	By Description	By Description	By Description	AX25	By Description	By Description	By Description	By Description
AN3	By Description	By Description	By Description	By Description	AX28	By Description	By Description	By Description	By Description
AN35	By Description	By Description	By Description	By Description	AX3	By Description	By Description	By Description	By Description
AN4	9066228	By Description	By Description	By Description	AX35	By Description	By Description	By Description	By Description
AN45	By Description	By Description	By Description	By Description	AX4	By Description	By Description	By Description	By Description
AN5	By Description	By Description	By Description	By Description	AX45	By Description	By Description	By Description	By Description
AN55	By Description	By Description	By Description	By Description	AX5	By Description	By Description	By Description	By Description
AN6	By Description	By Description	By Description	By Description	AX55	By Description	By Description	By Description	By Description
A2	By Description	9066344	9065807	By Description	AX6	By Description	By Description	By Description	By Description
A25	By Description	By Description	By Description	By Description	AXW28	By Description	By Description	By Description	By Description
A28	By Description	By Description	By Description	By Description	AXW3	9066251	By Description	By Description	By Description
A3	9066225	9066345	9065808	By Description	AXW35	By Description	By Description	By Description	By Description
A335	By Description	By Description	By Description	By Description	AXW4	By Description	By Description	By Description	By Description
A35	By Description	9066346	By Description	By Description	AXW45	By Description	By Description	By Description	By Description
A3535	By Description	By Description	By Description	By Description	AXW5	By Description	By Description	By Description	By Description
A4	9066226	9066347	By Description	By Description	AXW55	By Description	By Description	By Description	By Description
A45	By Description	By Description	By Description	By Description	AXW6	By Description	By Description	By Description	By Description
A5	9066227	By Description	By Description	By Description					

## Perma-Shield® Improved/E-Z Awning Windows (1999 to Present)

*Standard, Picture, and Transom Windows*

### Sash

#### **Sash / High Performance™ Sun II Tempered (1/2013 - Present)**

**Note:**

High-Performance-LowE Sun II Tempered sashes are available. Order by description.

## Sash

### Sash / Dual Pane (1/2013 - Present)

**Note:**

Sash are universal (Operating/Stationary).

Dual Pane Clear



Unit No.	White	Terratone®	Sandtone	Forest Green	Unit No.	White	Terratone®	Sandtone	Forest Green
AR2	9066156	By Description	9065602	By Description	A55	By Description	By Description	By Description	By Description
AR25	By Description	By Description	By Description	By Description	A6	By Description	By Description	By Description	By Description
AR28	By Description	By Description	By Description	By Description	AW2	By Description	By Description	By Description	By Description
AR3	9066157	By Description	By Description	By Description	AW25	By Description	By Description	By Description	By Description
AR35	By Description	By Description	By Description	By Description	AW28	By Description	By Description	By Description	By Description
AR4	By Description	By Description	By Description	By Description	AW3	9066143	9066280	9065604	By Description
AR45	By Description	By Description	By Description	By Description	AW35	By Description	By Description	By Description	By Description
AR5	By Description	By Description	By Description	By Description	AW4	9066145	9066282	By Description	By Description
AR55	By Description	By Description	By Description	By Description	AW45	By Description	By Description	By Description	By Description
AR6	By Description	By Description	By Description	By Description	AW5	By Description	By Description	By Description	By Description
AN2	By Description	By Description	By Description	By Description	AW55	By Description	By Description	By Description	By Description
AN25	By Description	By Description	By Description	By Description	AW6	By Description	By Description	By Description	By Description
AN28	By Description	By Description	By Description	By Description	AX25	By Description	By Description	By Description	By Description
AN3	9066147	9066284	By Description	By Description	AX28	By Description	By Description	By Description	By Description
AN35	9066148	9066285	By Description	By Description	AX3	By Description	By Description	By Description	By Description
AN4	9066150	9066287	By Description	By Description	AX35	By Description	By Description	By Description	By Description
AN45	By Description	By Description	By Description	By Description	AX4	By Description	By Description	By Description	By Description
AN5	By Description	By Description	By Description	By Description	AX45	By Description	By Description	By Description	By Description
AN55	By Description	By Description	By Description	By Description	AX5	By Description	By Description	By Description	By Description
AN6	By Description	By Description	By Description	By Description	AX55	By Description	By Description	By Description	By Description
A2	9066146	9066283	9065599	By Description	AX6	By Description	By Description	By Description	By Description
A25	9066160	By Description	9065624	By Description	AXW28	By Description	By Description	By Description	By Description
A28	By Description	By Description	By Description	By Description	AXW3	By Description	By Description	By Description	By Description
A3	9066142	9066279	9065600	By Description	AXW35	By Description	By Description	By Description	By Description
A335	By Description	By Description	By Description	By Description	AXW4	By Description	By Description	By Description	By Description
A35	9066149	9066286	By Description	By Description	AXW45	By Description	By Description	By Description	By Description
A3535	By Description	By Description	By Description	By Description	AXW5	By Description	By Description	By Description	By Description
A4	9066144	9066281	9065601	By Description	AXW55	By Description	By Description	By Description	By Description
A45	By Description	By Description	By Description	By Description	AXW6	By Description	By Description	By Description	By Description
A5	By Description	By Description	By Description	By Description					

# Perma-Shield® Improved/E-Z Awning Windows (1999 to Present)

Standard, Picture, and Transom Windows

## Sash

### Sash - Picture Windows / High Performance (1/2013 - Present)

**Note:**

Replaces all previous vintages. Sizes shown in size grid (see [page 9](#)) that are not part numbered are available by description.  
See [Service Guide 0005111](#).

#### Sash - Picture Window / High-Performance

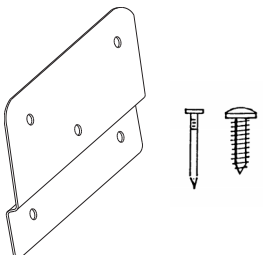
Unit No.	White	Terratone®	Sandtone
AP32V	1527108	2132108	0639204
AP352V	1527112	2132112	0639208
AP42V	1527116	2132116	0639212
AP530V	1527104	2132104	By description

#### Sash - Picture Window / High-Performance Tempered

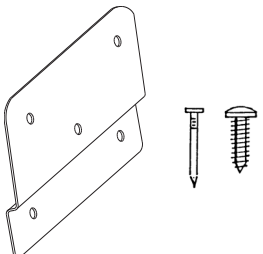
Unit No.	White	Terratone®	Sandtone
AP32V	1527224	2132224	By description
AP352V	By description	2132228	By description
AP42V	1527230	2132232	0639412
AP530V	By description	By description	By description

### Sash Parts

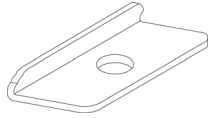
#### Stationary Sash Package

	<p><b>Package Includes:</b> (14) Clips (28) Screws (42) Nails</p>	<b>Order No.</b>
		1359408

#### Stationary Sash Clip - Single

		<b>Order No.</b>
		1525012

## Sash

Snugger Interlock Kit		
	<b>Kit Includes:</b> (2) #8-15x 3/8" long (HCR) screws, (2) snugger interlocks	<b>Order No.</b>
		1351341
Screw - Snugger Interlock		
	<b>Note:</b> Is 8-15 X 3/8" PH TR 302 screw. Use this screw to apply the snugger interlock to the head jamb on the following units: AX451V thru AX61V, AXW451V thru AXW61V, AP32V, AP352V, and AP42V.	<b>Order No.</b>
		3629006

# Perma-Shield® Improved/E-Z Awning Windows (1999 to Present)

Standard, Picture, and Transom Windows

## Sash

### Weatherstrip

**Note:**

Continuous one piece weatherstrip shown below replaces all previous vintages in 2019. See [Service Guide 0005423](#).



### Weatherstrip

Unit No.	Order No.	Unit No.	Order No.	Unit No.	Order No.
AR21	1347501	A21	1347521	AW61	1347540
AR251	1347502	A251	1347522	AX251	1347541
AR281	1347503	A281	1347523	AX281	1347542
AR31	1347504	A31	1347524	AX31	1347543
AR351	1347505	A330	9182901	AX351	1347544
AR41	1347506	A335	9153241	AX41	1347545
AR451	1347507	A3535	9153242	AX451	1347546
AR51	1347508	A351	1347525	AX51	1347547
AR551	1347509	A41	1347526	AX551	1347548
AR61	1347510	A451	1347527	AX61	1347549
AN21	1347511	A51	1347528	AXW281	1347550
AN251	1347512	A551	1347529	AXW31	1347551
AN281	1347513	A61	1347530	AXW351	1347552
AN31	1347514	AW21	1347531	AXW41	1347553
AN351	1347515	AW251	1347532	AXW451	1347554
AN41	1347516	AW281	1347533	AXW51	1347555
AN451	1347517	AW31	1347534	AXW551	1347556
AN51	1347518	AW351	1347535	AXW61	1347557
AN551	1347519	AW41	1347536	AP32	9018831
AN61	1347520	AW451	1347537	AP352	9018832
		AW51	1347538	AP42	9018833
		AW551	1347539	AP530	9182902

## Sash

### Weatherstrip - Rail (Pair) (2014 - 2019) Ref. No. 3 [page 18](#)

**Note:**

Use new continuous weatherstrip as replacement upgrade. This weatherstrip was used on all previous vintages of "kerf style" weatherstrip for the years shown above. Weatherstrip is pressure fit; no adhesive is required. Replace all four pieces (two rails, two stiles) on each sash. See [Weatherstrip Replacement Video](#).

	Unit No.	Dimensions	White	Gray
	A2	21 <sup>11</sup> / <sub>16</sub>	1362406	1362406
	A25	25 <sup>15</sup> / <sub>16</sub>	1362407	1362407
	A3	33 <sup>1</sup> / <sub>2</sub>	1362408	1362408
	A35	38 <sup>3</sup> / <sub>8</sub>	1362410	1461312
	A4	45 <sup>9</sup> / <sub>16</sub>	1362412	1461316
	A45	50 <sup>3</sup> / <sub>8</sub>	1362413	1461318
	A5	57 <sup>7</sup> / <sub>16</sub>	1362414	1461320
	A55	62 <sup>3</sup> / <sub>8</sub>	1362415	1461322
	A6	69 <sup>7</sup> / <sub>16</sub>	1362416	1461324

### Weatherstrip - Stile (Pair) (2014 - 2019) Ref. No. 5 [page 18](#)

**Note:**

Use new continuous weatherstrip as replacement upgrade. This weatherstrip was used on all previous vintages of "kerf style" weatherstrip for the years shown above. Weatherstrip is pressure fit; no adhesive is required. Replace all four pieces (two rails, two stiles) on each sash.

	Unit No.	Dimensions	White	Gray
	AR1	14 <sup>31</sup> / <sub>32</sub>	1362306	1461206
	AN1	18 <sup>15</sup> / <sub>32</sub>	1362312	1461212
	A1	22 <sup>3</sup> / <sub>32</sub>	1362308	1461208
	AW1	26 <sup>11</sup> / <sub>32</sub>	1362310	1461210
	A335	33 <sup>1</sup> / <sub>2</sub>	1526110	2108006
	AXW1/AP30	33 <sup>29</sup> / <sub>32</sub>	1526112	2108008
	AP2	45 <sup>31</sup> / <sub>32</sub>	1526114	2108010

### Weatherstrip - Waterbar

**Note:**

Waterbar is adhered with [vinyl-to-vinyl adhesive](#), which is sold separately.

	Unit No.	Dimensions	White	Gray
	A2	22 <sup>1</sup> / <sub>2</sub>	1526306	2110002
	A25	26 <sup>3</sup> / <sub>4</sub>	1526307	2110003
	A28	29 <sup>7</sup> / <sub>8</sub>	By description	By description
	A3	34 <sup>5</sup> / <sub>16</sub>	1526308	2110004
	A35	39 <sup>3</sup> / <sub>16</sub>	1526309	2110006
	A4/AP2	46 <sup>3</sup> / <sub>8</sub>	1526310	2110008
	A45	51 <sup>3</sup> / <sub>16</sub>	1526316	2110016
	A5	58 <sup>1</sup> / <sub>4</sub>	1526312	2110010
	A55	63 <sup>3</sup> / <sub>16</sub>	1526318	2110018
A6	70 <sup>1</sup> / <sub>4</sub>	1526320	2110020	

### Adhesive - Vinyl-to-Vinyl / Clear

2 Ounce	1357007	1 Pint	1357012
---------	---------	--------	---------



# Perma-Shield® Improved/E-Z Awning Windows (1999 to Present)

Standard, Picture, and Transom Windows

## Sash

<b>Glazing Bead - Conversion Chart</b>					
<b>Glazing Bead Conversion Chart</b>					
<b>Note:</b>					
Improved/E-Z Awning Windows use Casement vinyl glazing beads. Use the following conversion chart to select the correct bead for your window.					
* A335 is the only Awning unit that does not use Casement glazing beads.					
Unit No.	Rail	Stile	Unit No.	Rail	Stile
AR21	C2	CR1	AW21	C2	CW1
AR281	A28	CR1	AW31	C3	CW1
AR31	C3	CR1	AW281	A28	CW1
AR351	C35	CR1	AW351	C35	CW1
AR41	C4	CR1	AW41	C4	CW1
AR451	C45	CR1	AW451	C45	CW1
AR51	C5	CR1	AW51	C5	CW1
AR551	C55	CR1	AW551	C55	CW1
AR61	C6	CR1	AW61	C6	CW1
AN21	C2	CN1	AX251	C25	AX1
AN281	A28	CN1	AX281	A28	AX1
AN31	C3	CN1	AX31	C3	AX1
AN351	C4	CN1	AX351	C35	AX1
AN41	C4	CN1	AX41	C4	AX1
AN451	C45	CN1	AX451	C45	AX1
AN51	C5	CN1	AX51	C5	AX1
AN551	C55	CN1	AX551	C55	AX1
AN61	C6	CN1	AXW28	CXW1	A28
A21	C2	C1	AXW3	CXW1	C3
A281	A28	C1	AXW35	CXW1	C35
A31	C3	C1	AXW4	CXW1	C4
A351	C35	C1	AXW45	CXW1	C45
A41	C4	C1	AXW5	CXW1	C5
A451	C45	C1	AXW55	CXW1	C55
A51	C5	C1	AXW6	CXW1	C6
A551	C55	C1	A335*	C3	A335/AX1
A61	C6	C1	AP3535	C35	CN2
			AP530	C5	CP30/CP303

<b>Glazing Bead Conversion Chart - Operating Sash</b>			
	Unit No.	Rail	Stile
	AP321	C3	C1
	AP3521	C35	C1
	AP421	C4	C1

<b>Glazing Bead Conversion Chart - Stationary Sash</b>			
	Unit No.	Rail	Stile
	AP321	CP	C3
	AP3521	CP	C35
	AP421	CP	C4

## Sash

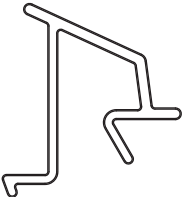
### Glazing Beads - Vinyl

**Note:**

Glazing beads introduced in March 2004 are angled to provide a superior fit and appearance for Andersen® divided light exterior grilles. Order special glazing beads by description. Replacement glazing bead does not have flexible "lip" where bead contacts glass. Color matched silicone can be used as a replacement for glazing bead not available. One 10 ounce tube per 3' x 3' sash ( 2 rails, 2 stiles ). Tool to desired finish appearance.

Silicone Sealant	Color	White	Terra-tone®	Sand-tone	Forest Green	Canvas	Dark Bronze	Black
	Size 10.3 fluid oz.		2903021	2903022	2903023	9064527	4230225	9021242

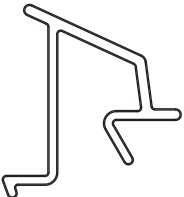
### Glazing Bead - Rail / 5/8" (March 8, 2004 to Present)

	Unit No.	Dimensions	White	Terra-tone®	Sand-tone	Forest Green	Canvas	Dark Bronze	Black
	AR	13 17/32	1351041	1400074	0600181	0500005	9020329	9073845	9127068
	AN	17 1/32	1351042	1400075	0600182	0500002	9020332	9073848	9127071
	A	20 21/32	1351043	1400076	0600183	0500001	9020328	9073844	9127067
	AW	24 29/32	1351047	1400080	0600184	0500006	9020331	9073847	9127070
	AX	28 1/32	1300078	1400095	0603661	0500022	9020344	9073860	9127083
	AXW	32 1/2	1351044	1400079	0600186	0500004	9020336	9073852	9127075
	A335	37 1/4	1535009	2122009	0600196	0500007	9020334	9073850	9127073
	AP2	44 37/64	1351045	1400077	0600185	0500003	9020338	9073854	9127077
	AP3	68 29/64	1351046	1400078	N/A	N/A	N/A	N/A	N/A

### Glazing Bead - Stile / 5/8" (March 8, 2004 to Present)

**Note:**

The angle of the glazing bead profile provides a superior fit and appearance for Andersen divided light exterior grilles

	Unit No.	Dimensions	White	Terra-tone®	Sand-tone	Forest Green	Canvas	Dark Bronze	Black
	C2	20 5/16	1351056	1400081	0600187	0500008	9020333	9073849	9127072
	C25	24 9/16	1351048	1400082	0600188	0500009	9020330	9073846	9127069
	A28	27 23/32	1300079	1400096	0603662	0500023	9020345	9073861	9127084
	C3	32 1/8	1351049	1400083	0600189	0500010	9020335	9073851	9127074
	C35	37	1351050	1400084	0600190	0500011	9020343	9073859	9127082
	C4	44 3/16	1351051	1400085	0600191	0500012	9020337	9073853	9127076
	C45	49	1351052	1400086	0600192	0500013	9020339	9073855	9127078
	C5	56 1/16	1351053	1400087	0600193	0500014	9020340	9073856	9127079
	C55	61	1351054	1400088	0600194	0500015	9020341	9073857	9127080
C6	68 3/32	1351055	1400089	0600195	0500016	9020342	9073858	9127081	

# Perma-Shield® Improved/E-Z Awning Windows (1999 to Present)

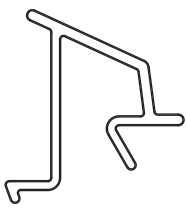
Standard, Picture, and Transom Windows

## Sash

### Glazing Bead - Rail / 5/8" (1983 to 2003)

**Note:**

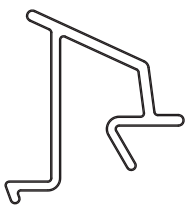
Glazing bead (prior to 2004) is no longer available. Please order the 2004 to present glazing bead, [page 42](#), and replace all four beads, not just the failed bead as the profiles are different. Terratone® and Sandtone remain available.

		<b>Unit No.</b>	<b>Length</b>
		<b>CR1</b>	13 <sup>17</sup> / <sub>32</sub>
		<b>CN1</b>	17 <sup>1</sup> / <sub>32</sub>
		<b>C1</b>	20 <sup>21</sup> / <sub>32</sub>
		<b>CW1</b>	24 <sup>29</sup> / <sub>32</sub>
		<b>CXW1</b>	32 <sup>1</sup> / <sub>2</sub>
		<b>CP2</b>	44 <sup>37</sup> / <sub>64</sub>
		<b>CP3</b>	68 <sup>29</sup> / <sub>64</sub>
		<b>CP30</b>	32 <sup>1</sup> / <sub>2</sub>
		<b>CP50</b>	56 <sup>29</sup> / <sub>64</sub>

### Glazing Bead - Stile / 5/8" (1983 to 2003)

**Note:**

Glazing bead (prior to 2004) is no longer available. Please order the 2004 to present glazing bead, [page 42](#), and replace all four beads, not just the failed bead as the profiles are different. Terratone® and Sandtone remain available.

		<b>Unit No.</b>	<b>Length</b>
		<b>C2</b>	20 <sup>5</sup> / <sub>16</sub>
		<b>C25</b>	24 <sup>9</sup> / <sub>16</sub>
		<b>C3</b>	32 <sup>1</sup> / <sub>8</sub>
		<b>C35</b>	37
		<b>A335</b>	37 <sup>9</sup> / <sub>32</sub>
		<b>C4</b>	44 <sup>3</sup> / <sub>16</sub>
		<b>C45</b>	49
		<b>C5</b>	56 <sup>1</sup> / <sub>6</sub>
		<b>C55</b>	61
	<b>C6</b>	68 <sup>3</sup> / <sub>32</sub>	

**Glass**

<b>Glass Size Table - Picture Windows</b>		
<b>Glass Size Table - Picture Window</b>		
<b>Unit No.</b>	<b>Unobstructed Glass (w x h)</b>	<b>Actual Glass (w x h)</b>
P3030	31 1/8 x 31 1/8	32 21/32 x 32 21/32
P3035	31 1/8 x 36	32 21/32 x 37 17/32
P3040	31 1/8 x 43 3/16	32 21/32 x 44 23/32
P3045	31 1/8 x 48	32 21/32 x 49 17/32
P3050	31 1/8 x 55 1/16	32 21/32 x 56 19/32
P3055	31 1/8 x 60	32 21/32 x 61 17/32
P3060	31 1/8 x 67 1/16	32 21/32 x 68 19/32
P3530	36 x 31 1/8	37 17/32 x 32 21/32
P3535	36 x 36	37 17/32 x 37 17/32
P3540	36 x 43 3/16	37 17/32 x 44 23/32
P3545	36 x 48	37 17/32 x 49 17/32
P3550	36 x 55 1/16	37 17/32 x 56 19/32
P3555	36 x 60	37 17/32 x 61 17/32
P3560	36 x 67 1/16	37 17/32 x 68 19/32
P4030	43 3/16 x 31 1/8	44 23/32 x 32 21/32
P4035	43 3/16 x 36	44 23/32 x 37 17/32
P4040	43 3/16 x 43 3/16	44 23/32 x 44 23/32
P4045	43 3/16 x 48	44 23/32 x 49 17/32
P4050	43 3/16 x 55 1/16	44 23/32 x 56 19/32
P4055	43 3/16 x 60	44 23/32 x 61 17/32
P4060	43 3/16 x 67 1/16	44 23/32 x 68 19/32
P4530	48 x 31 1/8	49 17/32 x 32 21/32
P4535	48 x 36	49 17/32 x 37 17/32
P4540	48 x 43 3/16	49 17/32 x 44 23/32
P4545	48 x 48	49 17/32 x 49 17/32
P4550	48 x 55 1/16	49 17/32 x 56 19/32
P4555	48 x 60	49 17/32 x 61 17/32
P4560	48 x 67 1/16	49 17/32 x 68 19/32
P5030	55 1/2 x 31 1/8	56 19/32 x 32 21/32
P5035	55 1/2 x 36	56 19/32 x 37 17/32
P5040	55 1/2 x 43 3/16	56 19/32 x 44 23/32
P5045	55 1/2 x 48	56 19/32 x 49 17/32
P5050	55 1/2 x 55 1/16	56 19/32 x 56 19/32
P5055	55 1/2 x 60	56 19/32 x 61 17/32
P5060	55 1/2 x 67 1/16	56 19/32 x 68 19/32
P5530	60 x 31 1/8	61 17/32 x 32 21/32
P5535	60 x 36	61 17/32 x 37 17/32

# Perma-Shield® Improved/E-Z Awning Windows (1999 to Present)

Standard, Picture, and Transom Windows

## Glass

### Glass Size Table - Picture Windows

Glass Size Table - Picture Window		
Unit No.	Unobstructed Glass (w x h)	Actual Glass (w x h)
P5540	60 × 43 <sup>3</sup> / <sub>16</sub>	61 <sup>17</sup> / <sub>32</sub> × 44 <sup>23</sup> / <sub>32</sub>
P5545	60 × 48	61 <sup>17</sup> / <sub>32</sub> × 49 <sup>17</sup> / <sub>32</sub>
P5550	60 × 55 <sup>1</sup> / <sub>16</sub>	61 <sup>17</sup> / <sub>32</sub> × 56 <sup>19</sup> / <sub>32</sub>
P6030	67 <sup>1</sup> / <sub>2</sub> × 31 <sup>1</sup> / <sub>8</sub>	68 <sup>19</sup> / <sub>32</sub> × 32 <sup>21</sup> / <sub>32</sub>
P6035	67 <sup>1</sup> / <sub>2</sub> × 36	68 <sup>19</sup> / <sub>32</sub> × 37 <sup>17</sup> / <sub>32</sub>
P6040	67 <sup>1</sup> / <sub>2</sub> × 43 <sup>3</sup> / <sub>16</sub>	68 <sup>19</sup> / <sub>32</sub> × 44 <sup>23</sup> / <sub>32</sub>
P6045	67 <sup>1</sup> / <sub>2</sub> × 48	68 <sup>19</sup> / <sub>32</sub> × 49 <sup>17</sup> / <sub>32</sub>
P6050	67 <sup>1</sup> / <sub>2</sub> × 55 <sup>1</sup> / <sub>16</sub>	68 <sup>19</sup> / <sub>32</sub> × 56 <sup>19</sup> / <sub>32</sub>

### Glass Size Table - Transom Windows

Glass Size Table - Transom Window / Standard		
Unit No.	Unobstructed Glass (w x h)	Actual Glass (w x h)
CTR1510	12 <sup>3</sup> / <sub>16</sub> × 7 <sup>3</sup> / <sub>16</sub>	13 <sup>23</sup> / <sub>32</sub> × 8 <sup>23</sup> / <sub>32</sub>
CTR1810	15 <sup>11</sup> / <sub>16</sub> × 7 <sup>3</sup> / <sub>16</sub>	17 <sup>7</sup> / <sub>32</sub> × 8 <sup>23</sup> / <sub>32</sub>
CTR2010	19 <sup>5</sup> / <sub>16</sub> × 7 <sup>3</sup> / <sub>16</sub>	20 <sup>27</sup> / <sub>32</sub> × 8 <sup>23</sup> / <sub>32</sub>
CTR2410	23 <sup>9</sup> / <sub>16</sub> × 7 <sup>3</sup> / <sub>16</sub>	25 <sup>3</sup> / <sub>32</sub> × 8 <sup>23</sup> / <sub>32</sub>
CTR2810	26 <sup>11</sup> / <sub>16</sub> × 7 <sup>3</sup> / <sub>16</sub>	28 <sup>7</sup> / <sub>32</sub> × 8 <sup>23</sup> / <sub>32</sub>
CTR2910	28 <sup>15</sup> / <sub>16</sub> × 7 <sup>3</sup> / <sub>16</sub>	30 <sup>15</sup> / <sub>32</sub> × 8 <sup>23</sup> / <sub>32</sub>
CTR3010	31 <sup>1</sup> / <sub>8</sub> × 7 <sup>3</sup> / <sub>16</sub>	32 <sup>21</sup> / <sub>32</sub> × 8 <sup>23</sup> / <sub>32</sub>
CTR3410	35 <sup>15</sup> / <sub>16</sub> × 7 <sup>3</sup> / <sub>16</sub>	37 <sup>15</sup> / <sub>32</sub> × 8 <sup>23</sup> / <sub>32</sub>
CTR4010	43 <sup>3</sup> / <sub>16</sub> × 7 <sup>3</sup> / <sub>16</sub>	44 <sup>23</sup> / <sub>32</sub> × 8 <sup>23</sup> / <sub>32</sub>
CTR4810	51 <sup>11</sup> / <sub>16</sub> × 7 <sup>3</sup> / <sub>16</sub>	53 <sup>7</sup> / <sub>32</sub> × 8 <sup>23</sup> / <sub>32</sub>
CTR5110	56 <sup>3</sup> / <sub>16</sub> × 7 <sup>3</sup> / <sub>16</sub>	57 <sup>23</sup> / <sub>32</sub> × 8 <sup>23</sup> / <sub>32</sub>
CTR5210	57 <sup>15</sup> / <sub>16</sub> × 7 <sup>3</sup> / <sub>16</sub>	59 <sup>15</sup> / <sub>32</sub> × 8 <sup>23</sup> / <sub>32</sub>
CTR51110	66 <sup>13</sup> / <sub>16</sub> × 7 <sup>3</sup> / <sub>16</sub>	68 <sup>11</sup> / <sub>32</sub> × 8 <sup>23</sup> / <sub>32</sub>
CTR6010	67 <sup>1</sup> / <sub>16</sub> × 7 <sup>3</sup> / <sub>16</sub>	68 <sup>19</sup> / <sub>32</sub> × 8 <sup>23</sup> / <sub>32</sub>
CTR7010	79 <sup>13</sup> / <sub>16</sub> × 7 <sup>3</sup> / <sub>16</sub>	81 <sup>11</sup> / <sub>32</sub> × 8 <sup>23</sup> / <sub>32</sub>

### Glass Size Table - Transom Window / Picture

Unit No.	Unobstructed Glass (w x h)	Actual Glass (w x h)
PTR3010	31 <sup>1</sup> / <sub>8</sub> × 7 <sup>3</sup> / <sub>16</sub>	32 <sup>21</sup> / <sub>32</sub> × 8 <sup>23</sup> / <sub>32</sub>
PTR3510	36 × 7 <sup>3</sup> / <sub>16</sub>	37 <sup>17</sup> / <sub>32</sub> × 8 <sup>23</sup> / <sub>32</sub>
PTR4010	43 <sup>3</sup> / <sub>16</sub> × 7 <sup>3</sup> / <sub>16</sub>	44 <sup>23</sup> / <sub>32</sub> × 8 <sup>23</sup> / <sub>32</sub>
PTR4510	48 × 7 <sup>3</sup> / <sub>16</sub>	49 <sup>17</sup> / <sub>32</sub> × 8 <sup>23</sup> / <sub>32</sub>
PTR5010	55 <sup>1</sup> / <sub>16</sub> × 7 <sup>3</sup> / <sub>16</sub>	56 <sup>19</sup> / <sub>32</sub> × 8 <sup>23</sup> / <sub>32</sub>
PTR5110	56 <sup>3</sup> / <sub>16</sub> × 7 <sup>3</sup> / <sub>16</sub>	57 <sup>23</sup> / <sub>32</sub> × 8 <sup>23</sup> / <sub>32</sub>
PTR5510	60 × 7 <sup>3</sup> / <sub>16</sub>	61 <sup>17</sup> / <sub>32</sub> × 8 <sup>23</sup> / <sub>32</sub>
PTR6010	67 <sup>1</sup> / <sub>16</sub> × 7 <sup>3</sup> / <sub>16</sub>	68 <sup>19</sup> / <sub>32</sub> × 8 <sup>23</sup> / <sub>32</sub>


## Glass

### Glass - Picture Windows / High Performance

Note:


See [Service Guide 0005138](#).

### Glass - Picture Window / High- Performance-Low-E4®



Unit No.	Order No.	Unit No.	Order No.	Unit No.	Order No.
P3030	1559306	P4035	1559314	P5040	1559321
P3035	1559307	P4040	1559319	P5045	1559325
P3040	1559308	P4045	1559320	P5050	1559328
P3045	1559309	P4050	1559321	P5055	1559329
P3050	1559310	P4055	1559322	P5060	1559330
P3055	1559311	P4060	1559323	P5530	1559311
P3060	1559312	P4530	1559309	P5535	1559317
P3530	1559307	P4535	1559315	P5540	1559322
P3535	1559313	P4540	1559320	P5545	1559326
P3540	1559314	P4545	1559324	P5550	1559329
P3545	1559315	P4550	1559325	P6030	1559312
P3550	1559316	P4555	1559326	P6035	1559318
P3555	1559317	P4560	1559327	P6040	1559323
P3560	1559318	P5030	1559310	P6045	1559327
P4030	1559308	P5035	1559316	P6050	1559330

### Glass - Picture Window / High-Performance-Low-E4® Sun 3




Unit No.	Order No.	Unit No.	Order No.	Unit No.	Order No.
P3030	1559331	P4035	1559339	P5040	1559346
P3035	1559332	P4040	1559344	P5045	1559350
P3040	1559333	P4045	1559345	P5050	1559353
P3045	1559334	P4050	1559346	P5055	1559354
P3050	1559335	P4055	1559347	P5060	1559355
P3055	1559336	P4060	1559348	P5530	1559336
P3060	1559337	P4530	1559334	P5535	1559342

# Perma-Shield® Improved/E-Z Awning Windows (1999 to Present)

Standard, Picture, and Transom Windows

## Glass

### Glass - Picture Window / High-Performance-Low-E4® Sun 3



Unit No.	Order No.	Unit No.	Order No.	Unit No.	Order No.
P3530	1559332	P4535	1559340	P5540	1559347
P3535	1559338	P4540	1559345	P5545	1559351
P3540	1559339	P4545	1559349	P5550	1559354
P3545	1559340	P4550	1559350	P6030	1559337
P3550	1559341	P4555	1559351	P6035	1559343
P3555	1559342	P4560	1559352	P6040	1559348
P3560	1559343	P5030	1559335	P6045	1559352
P4030	1559333	P5035	1559341	P6050	1559355

### Glass - Picture Window / High-Performance-LowE Sun II

**Note:**

Other unit numbers are available by description.

	Unit No.	Order No.
	AP352	1394441
	AP42	1394442
	AP52	1394443
	AP62	1394444
	AP33	1394445
	AP353	1394446
	AP43	1394447
	AP53	1394448
	AP550	1394449

## Glass

Glass - Picture Window / High-Performance-Low-E4® Finelight					
Low-E4® 					
Unit No.	Order No.	Unit No.	Order No.	Unit No.	Order No.
P3030	1559455	P4035	1559463	P5040	1559470
P3035	1559456	P4040	1559468	P5045	1559474
P3040	1559457	P4045	1559469	P5050	1559477
P3045	1559458	P4050	1559470	P5055	1559478
P3050	1559459	P4055	1559471	P5060	1559479
P3055	1559460	P4060	1559472	P5530	1559460
P3060	1559461	P4530	1559458	P5535	1559466
P3530	1559456	P4535	1559464	P5540	1559471
P3535	1559462	P4540	1559469	P5545	1559475
P3540	1559463	P4545	1559473	P5550	1559478
P3545	1559464	P4550	1559474	P6030	1559461
P3550	1559465	P4555	1559475	P6035	1559467
P3555	1559466	P4560	1559476	P6040	1559472
P3560	1559467	P5030	1559459	P6045	1559476
P4030	1559457	P5035	1559465	P6050	1559479

Glass - Picture Window / High-Performance-Low-E4® Tempered					
Low-E4® 					
TEMPERED IN ACC XXXX 16 CFR 1201 II ANSI Z97.1 2009 CIG-XX Xmm MM/DD/YR CAN/CGSB 12.1-M90					
Unit No.	Order No.	Unit No.	Order No.	Unit No.	Order No.
P3030	1559356	P4035	1559364	P5040	1559371
P3035	1559357	P4040	1559369	P5045	1559375
P3040	1559358	P4045	1559370	P5050	1559378
P3045	1559359	P4050	1559371	P5055	1559379
P3050	1559360	P4055	1559372	P5060	1559380
P3055	1559361	P4060	1559373	P5530	1559361
P3060	1559362	P4530	1559359	P5535	1559367
P3530	1559357	P4535	1559365	P5540	1559372
P3535	1559363	P4540	1559370	P5545	1559376
P3540	1559364	P4545	1559374	P5550	1559379
P3545	1559365	P4550	1559375	P6030	1559362
P3550	1559366	P4555	1559376	P6035	1559368
P3555	1559367	P4560	1559377	P6040	1559373
P3560	1559368	P5030	1559360	P6045	1559377
P4030	1559358	P5035	1559366	P6050	1559380




# Perma-Shield® Improved/E-Z Awning Windows (1999 to Present)

Standard, Picture, and Transom Windows

## Glass

### Glass - Picture Window / High-Performance-Low-E4® Sun 3 Tempered



Unit No.	Order No.	Unit No.	Order No.	Unit No.	Order No.
P3030	1559381	P4035	1559389	P5040	1559396
P3035	1559382	P4040	1559394	P5045	1559401
P3040	1559383	P4045	1559395	P5050	1559404
P3045	1559384	P4050	1559396	P5055	1559405
P3050	1559385	P4055	1559397	P5060	1559406
P3055	1559386	P4060	1559398	P5530	1559386
P3060	1559387	P4530	1559384	P5535	1559392
P3530	1559382	P4535	1559390	P5540	1559397
P3535	1559388	P4540	1559395	P5545	1559402
P3540	1559389	P4545	1559399	P5550	1559405
P3545	1559390	P4550	1559401	P6030	1559387
P3550	1559391	P4555	1559402	P6035	1559393
P3555	1559392	P4560	1559403	P6040	1559398
P3560	1559393	P5030	1559385	P6045	1559403
P4030	1559383	P5035	1559391	P6050	1559406

### Glass - Picture Window / High-Performance-LowE Sun II Tempered

**Note:**  
 High-Performance-LowE Sun II Tempered is available by description.

## Glass

### Glass - Picture Windows / Dual Pane

**Note:**

See [Service Guide 0005138](#).

#### Glass - Picture Window / Dual Pane

Dual Pane Clear



Unit No.	Order No.	Unit No.	Order No.	Unit No.	Order No.
P3030	1559601	P4035	1559609	P5040	1559616
P3035	1559602	P4040	1559614	P5045	1559620
P3040	1559603	P4045	1559615	P5050	1559623
P3045	1559604	P4050	1559616	P5055	1559624
P3050	1559605	P4055	1559617	P5060	1559625
P3055	1559606	P4060	1559618	P5530	1559606
P3060	1559607	P4530	1559604	P5535	1559612
P3530	1559602	P4535	1559610	P5540	1559617
P3535	1559608	P4540	1559615	P5545	1559621
P3540	1559609	P4545	1559619	P5550	1559624
P3545	1559610	P4550	1559620	P6030	1559607
P3550	1559611	P4555	1559621	P6035	1559613
P3555	1559612	P4560	1559622	P6040	1559618
P3560	1559613	P5030	1559605	P6045	1559622
P4030	1559603	P5035	1559611	P6050	1559625

### Glass - Picture Window / Dual Pane Finelight™

Dual Pane Clear





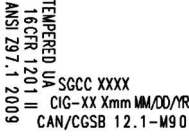
Unit No.	Order No.	Unit No.	Order No.	Unit No.	Order No.
P3030	1559651	P4035	1559659	P5040	1559666
P3035	1559652	P4040	1559664	P5045	1559670
P3040	1559653	P4045	1559665	P5050	1559673
P3045	1559654	P4050	1559666	P5055	1559674
P3050	1559655	P4055	1559667	P5060	1559675
P3055	1559656	P4060	1559668	P5530	1559656

# Perma-Shield® Improved/E-Z Awning Windows (1999 to Present)

Standard, Picture, and Transom Windows

## Glass

Glass - Picture Window / Dual Pane Finelight™					
Dual Pane Clear 					
Unit No.	Order No.	Unit No.	Order No.	Unit No.	Order No.
P3060	1559657	P4530	1559654	P5535	1559662
P3530	1559652	P4535	1559660	P5540	1559667
P3535	1559658	P4540	1559665	P5545	1559671
P3540	1559659	P4545	1559669	P5550	1559674
P3545	1559660	P4550	1559670	P6030	1559657
P3550	1559661	P4555	1559671	P6035	1559663
P3555	1559662	P4560	1559672	P6040	1559668
P3560	1559663	P5030	1559655	P6045	1559672
P4030	1559653	P5035	1559661	P6050	1559675


Glass - Picture Window / Dual Pane Tempered					
Dual Pane Clear  					
Unit No.	Order No.	Unit No.	Order No.	Unit No.	Order No.
P3030	1559626	P4035	1559634	P5040	1559641
P3035	1559627	P4040	1559639	P5045	1559645
P3040	1559628	P4045	1559640	P5050	1559648
P3045	1559629	P4050	1559641	P5055	1559649
P3050	1559630	P4055	1559642	P5060	1559650
P3055	1559631	P4060	1559643	P5530	1559631
P3060	1559632	P4530	1559629	P5535	1559637
P3530	1559627	P4535	1559635	P5540	1559642
P3535	1559633	P4540	1559640	P5545	1559646
P3540	1559634	P4545	1559644	P5550	1559649
P3545	1559635	P4550	1559645	P6030	1559632
P3550	1559636	P4555	1559646	P6035	1559638
P3555	1559637	P4560	1559647	P6040	1559643
P3560	1559638	P5030	1559630	P6045	1559647
P4030	1559628	P5035	1559636	P6050	1559650

## Glass

### Glass - Transom Windows / High Performance


**Note:**  
See [Service Guide 0005138](#).

#### Glass - Transom Window / High-Performance-Low-E4®



Unit No.	Order No.	Unit No.	Order No.	Unit No.	Order No.
CTR1510	1510180	CTR/PTR3010	1510186	PTR5010	1510192
CTR1810	1510181	CTR3410	1510187	CTR5210	1510193
CTR2010	1510182	PTR3510	1510188	PTR5510	1510194
CTR2410	1510183	CTR/PTR4010	1510189	CTR51110	1510195
CTR2810	1510184	PTR4510	1510190	CTR/PTR6010	1510196
CTR2910	1510185	CTR4810	1510191	CTR7010	1510197

#### Glass - Transom Window / High-Performance-Low-E4® Sun 3



Unit No.	Order No.	Unit No.	Order No.	Unit No.	Order No.
CTR1510	1510198	CTR/PTR3010	1510205	PTR5010	1510211
CTR1810	1510199	CTR3410	1510206	CTR5210	1510212
CTR2010	1510201	PTR3510	1510207	PTR5510	1510213
CTR2410	1510202	CTR/PTR4010	1510208	CTR51110	1510214
CTR2810	1510203	PTR4510	1510209	CTR/PTR6010	1510215
CTR2910	1510204	CTR4810	1510210	CTR7010	1510216


#### Glass - Transom Window / High-Performance-LowE Sun II

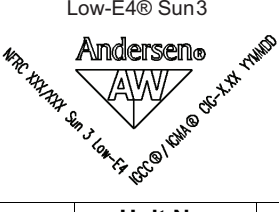
**Note:**  
High-Performance-LowE Sun II glass is available by description.

# Perma-Shield® Improved/E-Z Awning Windows (1999 to Present)

Standard, Picture, and Transom Windows

## Glass

Glass - Transom Window / High-Performance-Low-E4® Tempered					
<p>Low-E4®</p>  <p>TEMPERED UA SGCC XXXX 16 CFR 1201 II ANSI Z97.1 2009 CIG-XX Xmm MM/DD/YR CAN/CGSB 12.1-M90</p>					
Unit No.	Order No.	Unit No.	Order No.	Unit No.	Order No.
CTR1510	1510217	CTR/PTR3010	1510223	PTR5010	1510229
CTR1810	1510218	CTR3410	1510224	CTR5210	1510230
CTR2010	1510219	PTR3510	1510225	PTR5510	1510231
CTR2410	1510220	CTR/PTR4010	1510226	CTR51110	1510232
CTR2810	1510221	PTR4510	1510227	CTR/PTR6010	1510233
CTR2910	1510222	CTR4810	1510228	CTR7010	1510234

Glass - Transom Window / High-Performance-Low-E4® Sun 3 Tempered					
<p>Low-E4® Sun3</p>  <p>TEMPERED UA SGCC XXXX 16 CFR 1201 II ANSI Z97.1 2009 CIG-XX Xmm MM/DD/YR CAN/CGSB 12.1-M90</p>					
Unit No.	Order No.	Unit No.	Order No.	Unit No.	Order No.
CTR1510	1510235	CTR/PTR3010	1510241	PTR5010	1510247
CTR1810	1510236	CTR3410	1510242	CTR5210	1510248
CTR2010	1510237	PTR3510	1510243	PTR5510	1510249
CTR2410	1510238	CTR/PTR4010	1510244	CTR51110	1510250
CTR2810	1510239	PTR4510	1510245	CTR/PTR6010	1510251
CTR2910	1510240	CTR4810	1510246	CTR7010	1510252

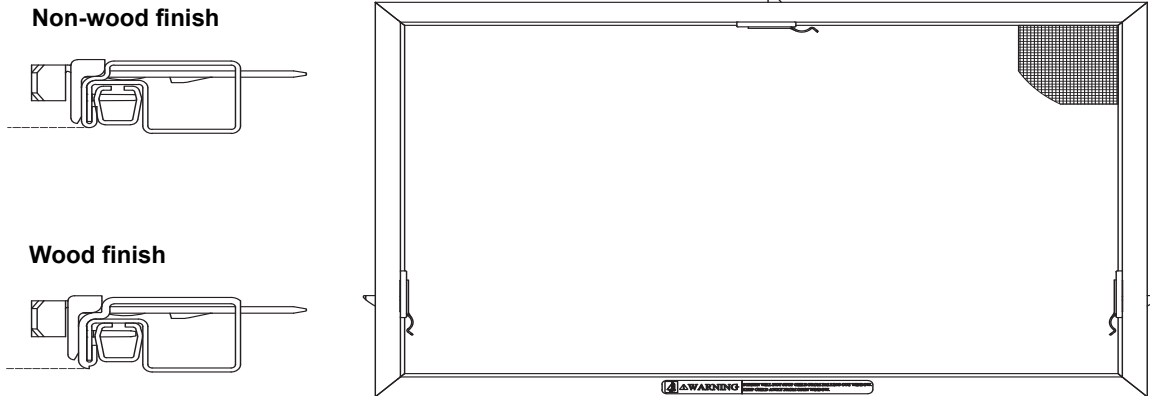
Glass - Transom Window / High-Performance-LowE Sun II Tempered					
<p><b>Note:</b> High-Performance-LowE Sun II Tempered glass is available by description.</p>					

## Insect Screens

### Insect Screens - TruScene®

**Note:**

See [wood finish screens 1999-2013](#). Screen may show stamp on bottom identifying size.



### Insect Screen - TruScene®

**Note:**

Natural wood screen is a pine interior finish, stone color exterior.

Unit No.	Dimensions (w x h)	(2014 - Present)	(1999 - Present)		(2016 - Present)	
		Natural Wood	Stone	White	Dark Bronze	Black
AR2	20 <sup>5</sup> / <sub>32</sub> × 13 <sup>1</sup> / <sub>32</sub>	1505850	1505710	1505774	9174673	9174416
AR25	24 <sup>13</sup> / <sub>32</sub> × 13 <sup>1</sup> / <sub>32</sub>	1505855	1505715	1505779	9174675	9174418
AR28	27 <sup>9</sup> / <sub>16</sub> × 13 <sup>1</sup> / <sub>32</sub>	1505861	1505721	1505785	9174677	9174420
AR3	31 <sup>31</sup> / <sub>32</sub> × 13 <sup>1</sup> / <sub>32</sub>	1505867	1505727	1505791	9174680	9174423
AR35	36 <sup>27</sup> / <sub>32</sub> × 13 <sup>1</sup> / <sub>32</sub>	1505875	1505735	1505799	9174683	9174426
AR4	44 × 13 <sup>1</sup> / <sub>32</sub>	1505883	1505743	1505808	9174686	9174429
AR45	48 <sup>27</sup> / <sub>32</sub> × 13 <sup>1</sup> / <sub>32</sub>	1505890	1505750	1505815	9174689	9174432
AR5	55 <sup>29</sup> / <sub>32</sub> × 13 <sup>1</sup> / <sub>32</sub>	1505896	1505756	1505821	9174692	9174435
AR55	60 <sup>27</sup> / <sub>32</sub> × 13 <sup>1</sup> / <sub>32</sub>	1505903	1505762	1505827	9174694	9174437
AR6	67 <sup>29</sup> / <sub>32</sub> × 13 <sup>1</sup> / <sub>32</sub>	1505909	1505768	1505833	9174696	9174439
<b>AR</b>		(??? - Present)				
		Dimensions (w x h)	Terratone®	Sandtone	Forest Green	Canvas
	AR2	20 <sup>5</sup> / <sub>32</sub> × 13 <sup>1</sup> / <sub>32</sub>	By description	By description	By description	By description
	AR25	24 <sup>13</sup> / <sub>32</sub> × 13 <sup>1</sup> / <sub>32</sub>	By description	By description	By description	By description
	AR28	27 <sup>9</sup> / <sub>16</sub> × 13 <sup>1</sup> / <sub>32</sub>	By description	By description	By description	By description
	AR3	31 <sup>31</sup> / <sub>32</sub> × 13 <sup>1</sup> / <sub>32</sub>	By description	By description	By description	By description
	AR35	36 <sup>27</sup> / <sub>32</sub> × 13 <sup>1</sup> / <sub>32</sub>	By description	By description	By description	By description
	AR4	44 × 13 <sup>1</sup> / <sub>32</sub>	By description	By description	By description	By description
	AR45	48 <sup>27</sup> / <sub>32</sub> × 13 <sup>1</sup> / <sub>32</sub>	By description	By description	By description	By description
	AR5	55 <sup>29</sup> / <sub>32</sub> × 13 <sup>1</sup> / <sub>32</sub>	By description	By description	By description	By description
AR55	60 <sup>27</sup> / <sub>32</sub> × 13 <sup>1</sup> / <sub>32</sub>	By description	By description	By description	By description	
AR6	67 <sup>29</sup> / <sub>32</sub> × 13 <sup>1</sup> / <sub>32</sub>	By description	By description	By description	By description	

# Perma-Shield® Improved/E-Z Awning Windows (1999 to Present)

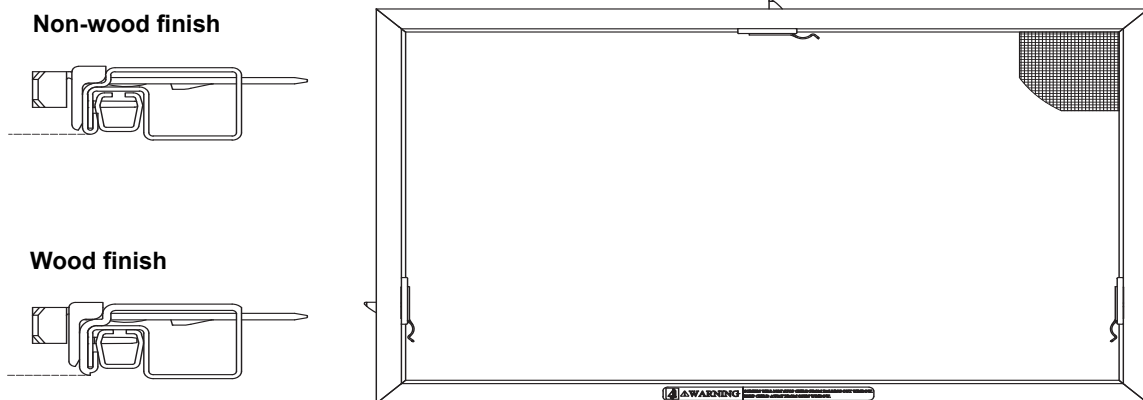
Standard, Picture, and Transom Windows

## Insect Screens

### Insect Screens - TruScene®

**Note:**

See [wood finish screens 1999-2013](#). Screen may show stamp on bottom identifying size.



### Insect Screen - TruScene®

**Note:**

Natural wood screen is a pine interior finish, stone color exterior.

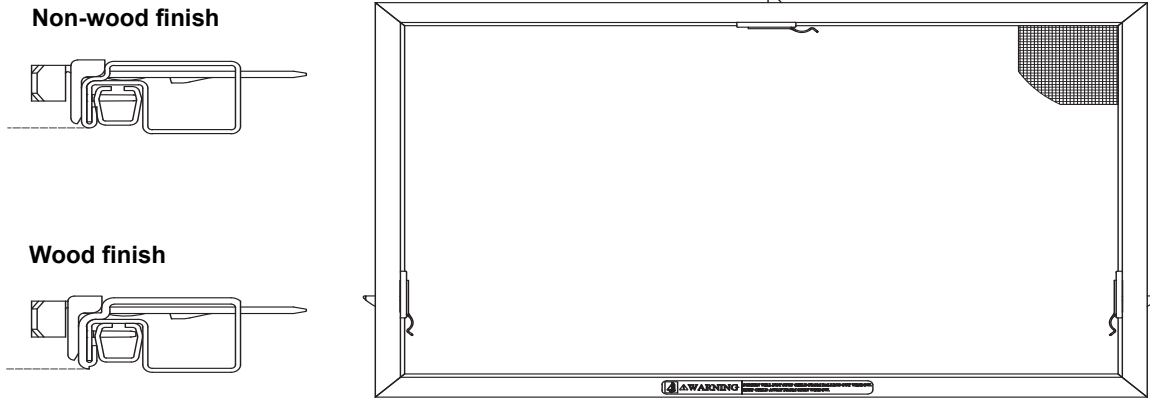
Unit No.	Dimensions (w x h)	(2014 - Present)	(1999 - Present)		(2016 - Present)	
		Natural Wood	Stone	White	Dark Bronze	Black
AN2	20 <sup>5</sup> / <sub>32</sub> × 16 <sup>17</sup> / <sub>32</sub>	1505851	1505711	1505775	9174637	9174380
AN25	24 <sup>13</sup> / <sub>32</sub> × 16 <sup>17</sup> / <sub>32</sub>	1505856	1505716	1505780	9174639	9174382
AN28	27 <sup>9</sup> / <sub>16</sub> × 16 <sup>17</sup> / <sub>32</sub>	1505862	1505722	1505786	9174641	9174384
AN3	31 <sup>31</sup> / <sub>32</sub> × 16 <sup>17</sup> / <sub>32</sub>	1505868	1505728	1505792	9174644	9174387
AN35	36 <sup>27</sup> / <sub>32</sub> × 16 <sup>17</sup> / <sub>32</sub>	1505876	1505736	1505801	9174647	9174390
AN4	44 × 16 <sup>17</sup> / <sub>32</sub>	1505884	1505744	1505809	9174650	9174393
AN45	48 <sup>27</sup> / <sub>32</sub> × 16 <sup>17</sup> / <sub>32</sub>	1505891	1505751	1505816	9174653	9174396
AN5	55 <sup>29</sup> / <sub>32</sub> × 16 <sup>17</sup> / <sub>32</sub>	1505897	1505757	1505822	9174656	9174399
AN55	60 <sup>27</sup> / <sub>32</sub> × 16 <sup>17</sup> / <sub>32</sub>	1505904	1505763	1505828	9174658	9174401
AN6	67 <sup>29</sup> / <sub>32</sub> × 16 <sup>17</sup> / <sub>32</sub>	1505910	1505769	1505834	9174660	9174403
<b>AN</b>		(??? - Present)				
		Dimensions (w x h)	Terratone®	Sandtone	Forest Green	Canvas
	AN2	20 <sup>5</sup> / <sub>32</sub> × 16 <sup>17</sup> / <sub>32</sub>	By description	By description	By description	By description
	AN25	24 <sup>13</sup> / <sub>32</sub> × 16 <sup>17</sup> / <sub>32</sub>	By description	By description	By description	By description
	AN28	27 <sup>9</sup> / <sub>16</sub> × 16 <sup>17</sup> / <sub>32</sub>	By description	By description	By description	By description
	AN3	31 <sup>31</sup> / <sub>32</sub> × 16 <sup>17</sup> / <sub>32</sub>	By description	By description	By description	By description
	AN35	36 <sup>27</sup> / <sub>32</sub> × 16 <sup>17</sup> / <sub>32</sub>	By description	By description	By description	By description
	AN4	44 × 16 <sup>17</sup> / <sub>32</sub>	By description	By description	By description	By description
	AN45	48 <sup>27</sup> / <sub>32</sub> × 16 <sup>17</sup> / <sub>32</sub>	By description	By description	By description	By description
	AN5	55 <sup>29</sup> / <sub>32</sub> × 16 <sup>17</sup> / <sub>32</sub>	By description	By description	By description	By description
AN55	60 <sup>27</sup> / <sub>32</sub> × 16 <sup>17</sup> / <sub>32</sub>	By description	By description	By description	By description	
AN6	67 <sup>29</sup> / <sub>32</sub> × 16 <sup>17</sup> / <sub>32</sub>	By description	By description	By description	By description	

## Insect Screens

### Insect Screens - TruScene®

**Note:**

See [wood finish screens 1999-2013](#). Screen may show stamp on bottom identifying size.



### Insect Screen - TruScene®

**Note:**

Natural wood screen is a pine interior finish, stone color exterior.

Unit No.	Dimensions (w x h)	(2014 - Present)	(1999 - Present)		(2016 - Present)		
		Natural Wood	Stone	White	Dark Bronze	Black	
A2	20 <sup>5</sup> / <sub>32</sub> × 20 <sup>5</sup> / <sub>32</sub>	1505852	1505712	1505776	9174605	9174348	
A25	24 <sup>13</sup> / <sub>32</sub> × 20 <sup>5</sup> / <sub>32</sub>	1505857	1505717	1505781	9174607	9174350	
A28	27 <sup>9</sup> / <sub>16</sub> × 20 <sup>5</sup> / <sub>32</sub>	1505863	1505723	1505787	9174609	9174352	
A3	31 <sup>31</sup> / <sub>32</sub> × 20 <sup>5</sup> / <sub>32</sub>	1505869	1505729	1505793	9174612	9174355	
A35	36 <sup>27</sup> / <sub>32</sub> × 20 <sup>5</sup> / <sub>32</sub>	1505877	1505737	1505802	9174618	9174361	
A4	44 × 20 <sup>5</sup> / <sub>32</sub>	1505885	1505745	1505810	9174624	9174367	
A45	48 <sup>27</sup> / <sub>32</sub> × 20 <sup>5</sup> / <sub>32</sub>	1505892	1505752	1505817	9174627	9174370	
A5	55 <sup>29</sup> / <sub>32</sub> × 20 <sup>5</sup> / <sub>32</sub>	1505898	1505758	1505823	9174630	9174373	
A55	60 <sup>27</sup> / <sub>32</sub> × 20 <sup>5</sup> / <sub>32</sub>	1505905	1505764	1505829	9174632	9174375	
A6	67 <sup>29</sup> / <sub>32</sub> × 20 <sup>5</sup> / <sub>32</sub>	1505911	1505770	1505835	9174634	9174377	
<b>A</b>		(??? - Present)					
		Dimensions (w x h)	Terratone®	Sandtone	Forest Green	Canvas	
	A2	20 <sup>5</sup> / <sub>32</sub> × 20 <sup>5</sup> / <sub>32</sub>	By description	By description	By description	By description	
	A25	24 <sup>13</sup> / <sub>32</sub> × 20 <sup>5</sup> / <sub>32</sub>	By description	By description	By description	By description	
	A28	27 <sup>9</sup> / <sub>16</sub> × 20 <sup>5</sup> / <sub>32</sub>	By description	By description	By description	By description	
	A3	31 <sup>31</sup> / <sub>32</sub> × 20 <sup>5</sup> / <sub>32</sub>	By description	By description	By description	By description	
	A35	36 <sup>27</sup> / <sub>32</sub> × 20 <sup>5</sup> / <sub>32</sub>	By description	By description	By description	By description	
	A4	44 × 20 <sup>5</sup> / <sub>32</sub>	By description	By description	By description	By description	
	A45	48 <sup>27</sup> / <sub>32</sub> × 20 <sup>5</sup> / <sub>32</sub>	By description	By description	By description	By description	
	A5	55 <sup>29</sup> / <sub>32</sub> × 20 <sup>5</sup> / <sub>32</sub>	By description	By description	By description	By description	
A55	60 <sup>27</sup> / <sub>32</sub> × 20 <sup>5</sup> / <sub>32</sub>	By description	By description	By description	By description		
A6	67 <sup>29</sup> / <sub>32</sub> × 20 <sup>5</sup> / <sub>32</sub>	By description	By description	By description	By description		



# Perma-Shield® Improved/E-Z Awning Windows (1999 to Present)

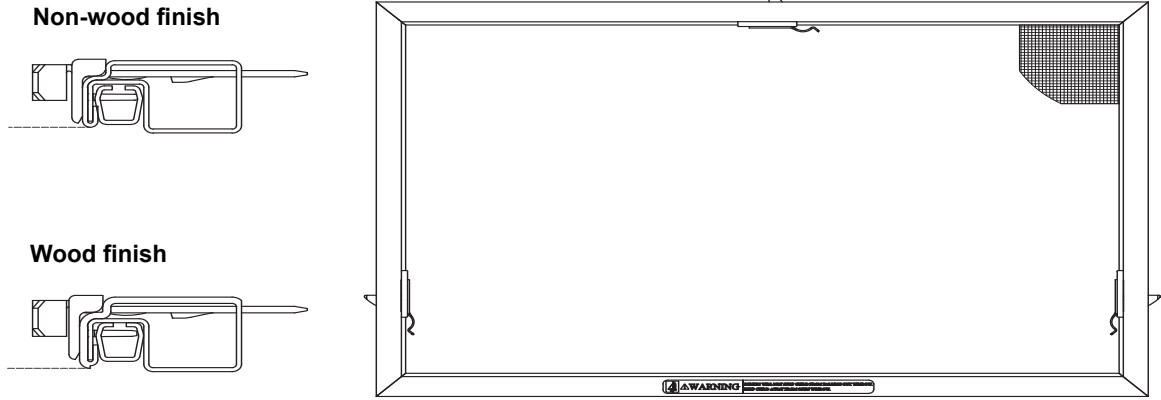
Standard, Picture, and Transom Windows

## Insect Screens

### Insect Screens - TruScene®

**Note:**

See [wood finish screens 1999-2013](#). Screen may show stamp on bottom identifying size.



### Insect Screen - TruScene®

**Note:**

Natural wood screen is a pine interior finish, stone color exterior.

Unit No.	Dimensions (w x h)	(2014 - Present)	(1999 - Present)		(2016 - Present)	
		Natural Wood	Stone	White	Dark Bronze	Black
<b>AW2</b>	20 <sup>5</sup> / <sub>32</sub> × 24 <sup>13</sup> / <sub>32</sub>	1505853	1505713	1505777	9174699	9174442
<b>AW25</b>	24 <sup>13</sup> / <sub>32</sub> × 24 <sup>13</sup> / <sub>32</sub>	1505858	1505718	1505782	9174701	9174444
<b>AW28</b>	27 <sup>9</sup> / <sub>16</sub> × 24 <sup>13</sup> / <sub>32</sub>	1505864	1505724	1505788	9174703	9174446
<b>AW3</b>	31 <sup>31</sup> / <sub>32</sub> × 24 <sup>13</sup> / <sub>32</sub>	1505870	1505730	1505794	9174706	9174449
<b>AW35</b>	36 <sup>27</sup> / <sub>32</sub> × 24 <sup>13</sup> / <sub>32</sub>	1505878	1505738	1505803	9174709	9174452
<b>AW4</b>	44 × 24 <sup>13</sup> / <sub>32</sub>	1505886	1505746	1505811	9174712	9174455
<b>AW45</b>	48 <sup>27</sup> / <sub>32</sub> × 24 <sup>13</sup> / <sub>32</sub>	1505893	1505753	1505818	9174715	9174458
<b>AW5</b>	55 <sup>29</sup> / <sub>32</sub> × 24 <sup>13</sup> / <sub>32</sub>	1505899	1505759	1505824	9174718	9174461
<b>AW55</b>	60 <sup>27</sup> / <sub>32</sub> × 24 <sup>13</sup> / <sub>32</sub>	1505906	1505765	1505830	9174720	9174463
<b>AW6</b>	67 <sup>29</sup> / <sub>32</sub> × 24 <sup>13</sup> / <sub>32</sub>	1505912	1505771	1505836	9174722	9174465
<b>AW</b>		(??? - Present)				
		Dimensions (w x h)	<b>Terratone®</b>	<b>Sandtone</b>	<b>Forest Green</b>	<b>Canvas</b>
	<b>AW2</b>	20 <sup>5</sup> / <sub>32</sub> × 24 <sup>13</sup> / <sub>32</sub>	By description	By description	By description	By description
	<b>AW25</b>	24 <sup>13</sup> / <sub>32</sub> × 24 <sup>13</sup> / <sub>32</sub>	By description	By description	By description	By description
	<b>AW28</b>	27 <sup>9</sup> / <sub>16</sub> × 24 <sup>13</sup> / <sub>32</sub>	By description	By description	By description	By description
	<b>AW3</b>	31 <sup>31</sup> / <sub>32</sub> × 24 <sup>13</sup> / <sub>32</sub>	By description	By description	By description	By description
	<b>AW35</b>	36 <sup>27</sup> / <sub>32</sub> × 24 <sup>13</sup> / <sub>32</sub>	By description	By description	By description	By description
	<b>AW4</b>	44 × 24 <sup>13</sup> / <sub>32</sub>	By description	By description	By description	By description
	<b>AW45</b>	48 <sup>27</sup> / <sub>32</sub> × 24 <sup>13</sup> / <sub>32</sub>	By description	By description	By description	By description
	<b>AW5</b>	55 <sup>29</sup> / <sub>32</sub> × 24 <sup>13</sup> / <sub>32</sub>	By description	By description	By description	By description
<b>AW55</b>	60 <sup>27</sup> / <sub>32</sub> × 24 <sup>13</sup> / <sub>32</sub>	By description	By description	By description	By description	
<b>AW6</b>	67 <sup>29</sup> / <sub>32</sub> × 24 <sup>13</sup> / <sub>32</sub>	By description	By description	By description	By description	

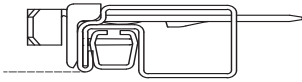
## Insect Screens

### Insect Screens - TruScene®


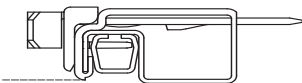
**Note:**

See [wood finish screens 1999-2013](#). Screen may show stamp on bottom identifying size.

**Non-wood finish**



**Wood finish**



### Insect Screen - TruScene®

**Note:**

Natural wood screen is a pine interior finish, stone color exterior.

Unit No.	Dimensions (w x h)	(2014 - Present)	(1999 - Present)		(2016 - Present)	
		Natural Wood	Stone	White	Dark Bronze	Black
AX25	24 <sup>13</sup> / <sub>32</sub> x 27 <sup>9</sup> / <sub>16</sub>	1505859	1505719	1505783	9174724	9174467
AX28	27 <sup>9</sup> / <sub>16</sub> x 27 <sup>9</sup> / <sub>16</sub>	1505865	1505725	1505789	9174726	9174469
AX3	31 <sup>31</sup> / <sub>32</sub> x 27 <sup>9</sup> / <sub>16</sub>	1505871	1505731	1505795	9174728	9174471
AX35	36 <sup>27</sup> / <sub>32</sub> x 27 <sup>9</sup> / <sub>16</sub>	1505879	1505739	1505804	9174730	9174473
AX4	44 <sup>1</sup> / <sub>32</sub> x 27 <sup>9</sup> / <sub>16</sub>	1505887	1505747	1505812	9174732	9174475
AX45	48 <sup>27</sup> / <sub>32</sub> x 27 <sup>9</sup> / <sub>16</sub>	1505894	1505754	1505819	9174734	9174477
AX5	55 <sup>29</sup> / <sub>32</sub> x 27 <sup>9</sup> / <sub>16</sub>	1505901	1505760	1505825	9174736	9174479
AX55	60 <sup>27</sup> / <sub>32</sub> x 27 <sup>9</sup> / <sub>16</sub>	1505907	1505766	1505831	9174738	9174481
AX6	67 <sup>29</sup> / <sub>32</sub> x 27 <sup>9</sup> / <sub>16</sub>	1505913	1505772	1505837	9174740	9174483
<b>AX</b>		(??? - Present)				
		Dimensions (w x h)	Terratone®	Sandtone	Forest Green	Canvas
	AX25	24 <sup>13</sup> / <sub>32</sub> x 27 <sup>9</sup> / <sub>16</sub>	By description	By description	By description	By description
	AX28	27 <sup>9</sup> / <sub>16</sub> x 27 <sup>9</sup> / <sub>16</sub>	By description	By description	By description	By description
	AX3	31 <sup>31</sup> / <sub>32</sub> x 27 <sup>9</sup> / <sub>16</sub>	By description	By description	By description	By description
	AX35	36 <sup>27</sup> / <sub>32</sub> x 27 <sup>9</sup> / <sub>16</sub>	By description	By description	By description	By description
	AX4	44 <sup>1</sup> / <sub>32</sub> x 27 <sup>9</sup> / <sub>16</sub>	By description	By description	By description	By description
	AX45	48 <sup>27</sup> / <sub>32</sub> x 27 <sup>9</sup> / <sub>16</sub>	By description	By description	By description	By description
	AX5	55 <sup>29</sup> / <sub>32</sub> x 27 <sup>9</sup> / <sub>16</sub>	By description	By description	By description	By description
	AX55	60 <sup>27</sup> / <sub>32</sub> x 27 <sup>9</sup> / <sub>16</sub>	By description	By description	By description	By description
AX6	67 <sup>29</sup> / <sub>32</sub> x 27 <sup>9</sup> / <sub>16</sub>	By description	By description	By description	By description	

# Perma-Shield® Improved/E-Z Awning Windows (1999 to Present)

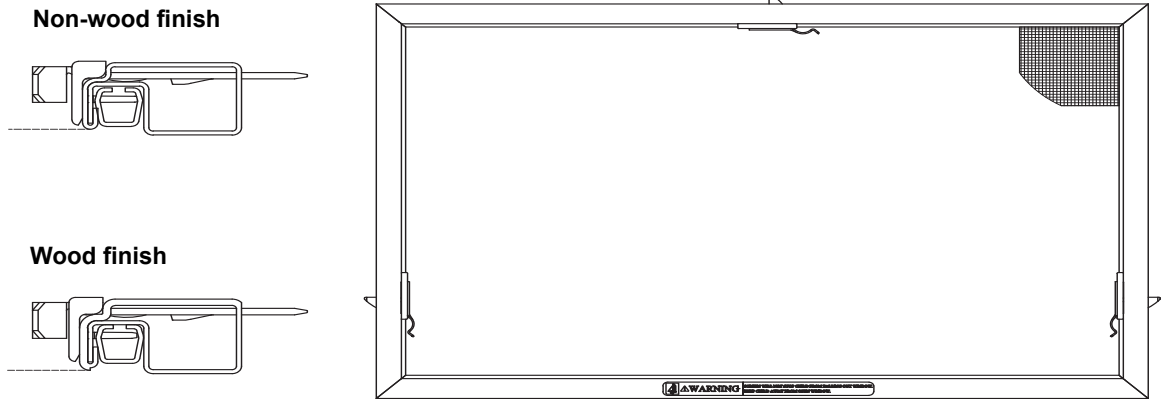
Standard, Picture, and Transom Windows

## Insect Screens

### Insect Screens - TruScene®

**Note:**

See [wood finish screens 1999-2013](#). Screen may show stamp on bottom identifying size.



### Insect Screen - TruScene®

**Note:**

Natural wood screen is a pine interior finish, stone color exterior.

Unit No.	Dimensions (w x h)	(2014 - Present)	(1999 - Present)		(2016 - Present)		
		Natural Wood	Stone	White	Dark Bronze	Black	
AXW2	20 <sup>5</sup> / <sub>32</sub> x 31 <sup>31</sup> / <sub>32</sub>	1505854	By description	By description	By description	By description	
AXW25	24 <sup>13</sup> / <sub>32</sub> x 31 <sup>31</sup> / <sub>32</sub>	1505860	By description	By description	By description	By description	
AXW28	27 <sup>9</sup> / <sub>16</sub> x 31 <sup>31</sup> / <sub>32</sub>	1505866	1505726	1505790	9174742	9174485	
AXW3	31 <sup>31</sup> / <sub>32</sub> x 31 <sup>31</sup> / <sub>32</sub>	1505872	1505732	1505796	9174744	9174487	
AXW35	36 <sup>27</sup> / <sub>32</sub> x 31 <sup>31</sup> / <sub>32</sub>	1505880	1505740	1505805	9174746	9174489	
AXW4	44 <sup>1</sup> / <sub>32</sub> x 31 <sup>31</sup> / <sub>32</sub>	1505888	1505748	1505813	9174748	9174491	
AXW45	48 <sup>27</sup> / <sub>32</sub> x 31 <sup>31</sup> / <sub>32</sub>	1505895	1505755	1505820	9174750	9174493	
AXW5	55 <sup>29</sup> / <sub>32</sub> x 31 <sup>31</sup> / <sub>32</sub>	1505902	1505761	1505826	9174752	9174495	
AXW55	60 <sup>27</sup> / <sub>32</sub> x 31 <sup>31</sup> / <sub>32</sub>	1505908	1505767	1505832	9174753	9174496	
AXW6	67 <sup>29</sup> / <sub>32</sub> x 31 <sup>31</sup> / <sub>32</sub>	1505914	1505773	1505838	9174754	9174497	
<b>AXW</b>			(??? - Present)				
		Dimensions (w x h)	<b>Terratone®</b>	<b>Sandtone</b>	<b>Forest Green</b>	<b>Canvas</b>	
	AXW2	20 <sup>5</sup> / <sub>32</sub> x 31 <sup>31</sup> / <sub>32</sub>	By description	By description	By description	By description	
	AXW25	24 <sup>13</sup> / <sub>32</sub> x 31 <sup>31</sup> / <sub>32</sub>	By description	By description	By description	By description	
	AXW28	27 <sup>9</sup> / <sub>16</sub> x 31 <sup>31</sup> / <sub>32</sub>	By description	By description	By description	By description	
	AXW3	31 <sup>31</sup> / <sub>32</sub> x 31 <sup>31</sup> / <sub>32</sub>	By description	By description	By description	By description	
	AXW35	36 <sup>27</sup> / <sub>32</sub> x 31 <sup>31</sup> / <sub>32</sub>	By description	By description	By description	By description	
	AXW4	44 <sup>1</sup> / <sub>32</sub> x 31 <sup>31</sup> / <sub>32</sub>	By description	By description	By description	By description	
	AXW45	48 <sup>27</sup> / <sub>32</sub> x 31 <sup>31</sup> / <sub>32</sub>	By description	By description	By description	By description	
	AXW5	55 <sup>29</sup> / <sub>32</sub> x 31 <sup>31</sup> / <sub>32</sub>	By description	By description	By description	By description	
AXW55	60 <sup>27</sup> / <sub>32</sub> x 31 <sup>31</sup> / <sub>32</sub>	By description	By description	By description	By description		
AXW6	67 <sup>29</sup> / <sub>32</sub> x 31 <sup>31</sup> / <sub>32</sub>	By description	By description	By description	By description		

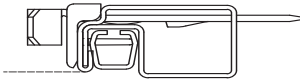
## Insect Screens

### Insect Screens - TruScene®


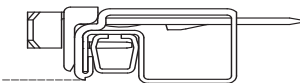
**Note:**

See [wood finish screens 1999-2013](#). Screen may show stamp on bottom identifying size.

**Non-wood finish**



**Wood finish**



### Insect Screen - TruScene®

**Note:**

Natural wood screen is a pine interior finish, stone color exterior.

Unit No.	Dimensions (w x h)	(2014 - Present)	(1999 - Present)			(2016 - Present)	
		Natural Wood	Stone	White	Dark Bronze	Black	
<b>A335C</b>	31 <sup>31</sup> / <sub>32</sub> × 36 <sup>25</sup> / <sub>32</sub>	1505873	1505733	1505797	9174615	9174358	
<b>A3535</b>	36 <sup>27</sup> / <sub>32</sub> × 36 <sup>25</sup> / <sub>32</sub>	1505881	1505741	1505806	9174621	9174364	
<b>AP32</b>	31 <sup>31</sup> / <sub>32</sub> × 44	1505874	1505734	1505798	9174663	9174406	
<b>AP352</b>	36 <sup>27</sup> / <sub>32</sub> × 44	1505882	1505742	1505807	9174666	9174409	
<b>AP42</b>	44 × 44	1505889	1505749	1505814	9174669	9174412	

A/AP	Dimensions (w x h)	(?? - Present)			
		Terratone®	Sandtone	Forest Green	Canvas
<b>A335C</b>	31 <sup>31</sup> / <sub>32</sub> × 36 <sup>25</sup> / <sub>32</sub>	By description	By description	By description	By description
<b>A3535</b>	36 <sup>27</sup> / <sub>32</sub> × 36 <sup>25</sup> / <sub>32</sub>	By description	By description	By description	By description
<b>AP32</b>	31 <sup>31</sup> / <sub>32</sub> × 44	By description	By description	By description	By description
<b>AP352</b>	36 <sup>27</sup> / <sub>32</sub> × 44	By description	By description	By description	By description
<b>AP42</b>	44 × 44	By description	By description	By description	By description

# Perma-Shield® Improved/E-Z Awning Windows (1999 to Present)

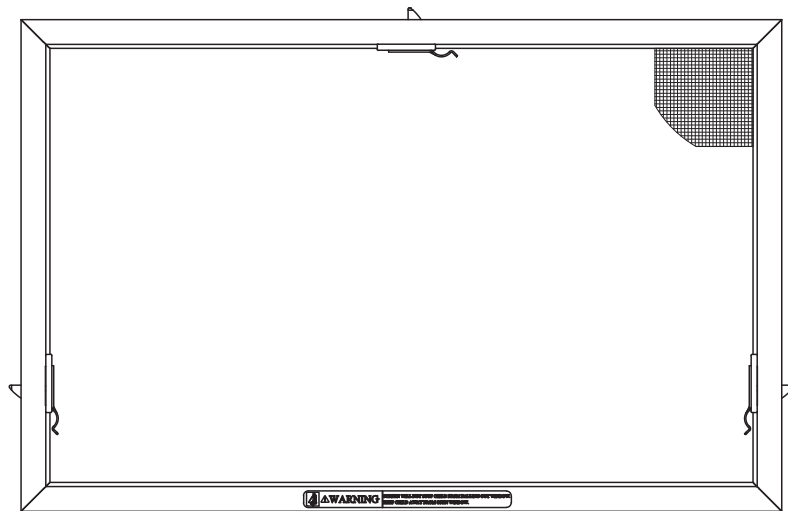
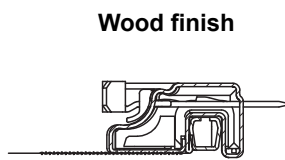
Standard, Picture, and Transom Windows

## Insect Screens

### Insect Screens - TruScene® Screens (1999 - 2013)

**Note:**

Use to replace wood finish screens 1999 - 2013.



### Insect Screen - TruScene®

**Note:**

Natural wood screen is a pine interior finish, stone color exterior.

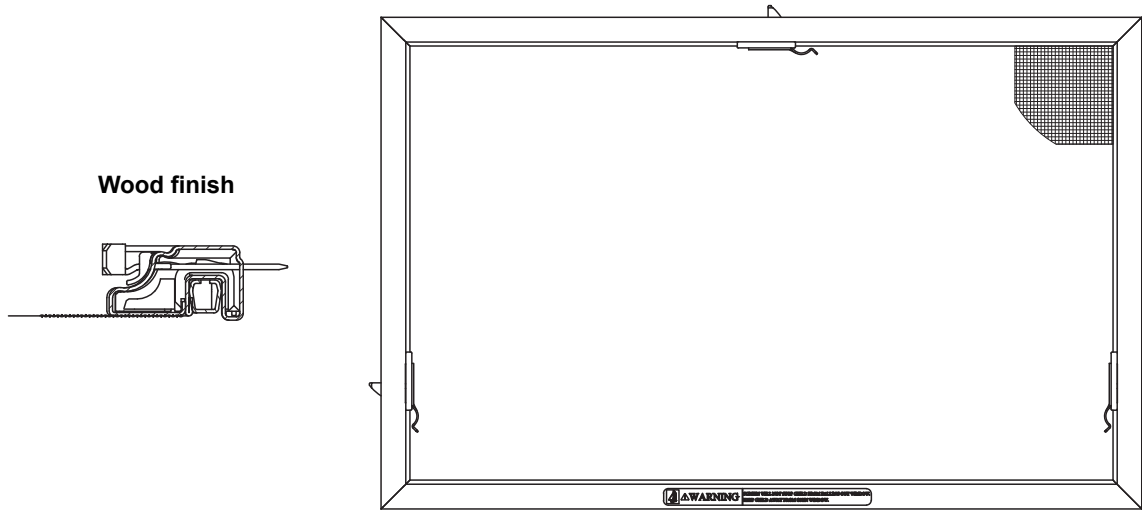
Unit No.	Dimensions (w x h)	Natural Wood
AR2	20 <sup>5</sup> / <sub>32</sub> × 13 <sup>1</sup> / <sub>32</sub>	By description
AR25	24 <sup>13</sup> / <sub>32</sub> × 13 <sup>1</sup> / <sub>32</sub>	By description
AR28	27 <sup>9</sup> / <sub>16</sub> × 13 <sup>1</sup> / <sub>32</sub>	By description
AR3	31 <sup>31</sup> / <sub>32</sub> × 13 <sup>1</sup> / <sub>32</sub>	By description
AR35	36 <sup>27</sup> / <sub>32</sub> × 13 <sup>1</sup> / <sub>32</sub>	By description
AR4	44 × 13 <sup>1</sup> / <sub>32</sub>	By description
AR45	48 <sup>27</sup> / <sub>32</sub> × 13 <sup>1</sup> / <sub>32</sub>	By description
AR5	55 <sup>29</sup> / <sub>32</sub> × 13 <sup>1</sup> / <sub>32</sub>	By description
AR55	60 <sup>27</sup> / <sub>32</sub> × 13 <sup>1</sup> / <sub>32</sub>	By description
AR6	67 <sup>29</sup> / <sub>32</sub> × 13 <sup>1</sup> / <sub>32</sub>	By description
AN2	20 <sup>5</sup> / <sub>32</sub> × 16 <sup>17</sup> / <sub>32</sub>	By description
AN25	24 <sup>13</sup> / <sub>32</sub> × 16 <sup>17</sup> / <sub>32</sub>	By description
AN28	27 <sup>9</sup> / <sub>16</sub> × 16 <sup>17</sup> / <sub>32</sub>	By description
AN3	31 <sup>31</sup> / <sub>32</sub> × 16 <sup>17</sup> / <sub>32</sub>	By description
AN35	36 <sup>27</sup> / <sub>32</sub> × 16 <sup>17</sup> / <sub>32</sub>	By description
AN4	44 × 16 <sup>17</sup> / <sub>32</sub>	By description
AN45	48 <sup>27</sup> / <sub>32</sub> × 16 <sup>17</sup> / <sub>32</sub>	By description
AN5	55 <sup>29</sup> / <sub>32</sub> × 16 <sup>17</sup> / <sub>32</sub>	By description
AN55	60 <sup>27</sup> / <sub>32</sub> × 16 <sup>17</sup> / <sub>32</sub>	By description
AN6	67 <sup>29</sup> / <sub>32</sub> × 16 <sup>17</sup> / <sub>32</sub>	By description

## Insect Screens

### Insect Screens - TruScene® Screens (1999 - 2013)

**Note:**

Use to replace wood finish screens 1999 - 2013.



### Insect Screen - TruScene®

**Note:**

Natural wood screen is a pine interior finish, stone color exterior.

Unit No.	Dimensions (w x h)	Natural Wood
A2	20 <sup>5</sup> / <sub>32</sub> × 20 <sup>5</sup> / <sub>32</sub>	By description
A25	24 <sup>13</sup> / <sub>32</sub> × 20 <sup>5</sup> / <sub>32</sub>	By description
A28	27 <sup>9</sup> / <sub>16</sub> × 20 <sup>5</sup> / <sub>32</sub>	By description
A3	31 <sup>31</sup> / <sub>32</sub> × 20 <sup>5</sup> / <sub>32</sub>	By description
A35	36 <sup>27</sup> / <sub>32</sub> × 20 <sup>5</sup> / <sub>32</sub>	By description
A4	44 × 20 <sup>5</sup> / <sub>32</sub>	By description
A45	48 <sup>27</sup> / <sub>32</sub> × 20 <sup>5</sup> / <sub>32</sub>	By description
A5	55 <sup>29</sup> / <sub>32</sub> × 20 <sup>5</sup> / <sub>32</sub>	By description
A55	60 <sup>27</sup> / <sub>32</sub> × 20 <sup>5</sup> / <sub>32</sub>	By description
A6	67 <sup>29</sup> / <sub>32</sub> × 20 <sup>5</sup> / <sub>32</sub>	By description
AW2	20 <sup>5</sup> / <sub>32</sub> × 24 <sup>13</sup> / <sub>32</sub>	By description
AW25	24 <sup>13</sup> / <sub>32</sub> × 24 <sup>13</sup> / <sub>32</sub>	By description
AW28	27 <sup>9</sup> / <sub>16</sub> × 24 <sup>13</sup> / <sub>32</sub>	By description
AW3	31 <sup>31</sup> / <sub>32</sub> × 24 <sup>13</sup> / <sub>32</sub>	By description
AW35	36 <sup>27</sup> / <sub>32</sub> × 24 <sup>13</sup> / <sub>32</sub>	By description
AW4	44 × 24 <sup>13</sup> / <sub>32</sub>	By description
AW45	48 <sup>27</sup> / <sub>32</sub> × 24 <sup>13</sup> / <sub>32</sub>	By description
AW5	55 <sup>29</sup> / <sub>32</sub> × 24 <sup>13</sup> / <sub>32</sub>	By description
AW55	60 <sup>27</sup> / <sub>32</sub> × 24 <sup>13</sup> / <sub>32</sub>	By description
AW6	67 <sup>29</sup> / <sub>32</sub> × 24 <sup>13</sup> / <sub>32</sub>	By description
AX25	24 <sup>13</sup> / <sub>32</sub> × 27 <sup>9</sup> / <sub>16</sub>	By description
AX28	27 <sup>9</sup> / <sub>16</sub> × 27 <sup>9</sup> / <sub>16</sub>	By description

# Perma-Shield® Improved/E-Z Awning Windows (1999 to Present)

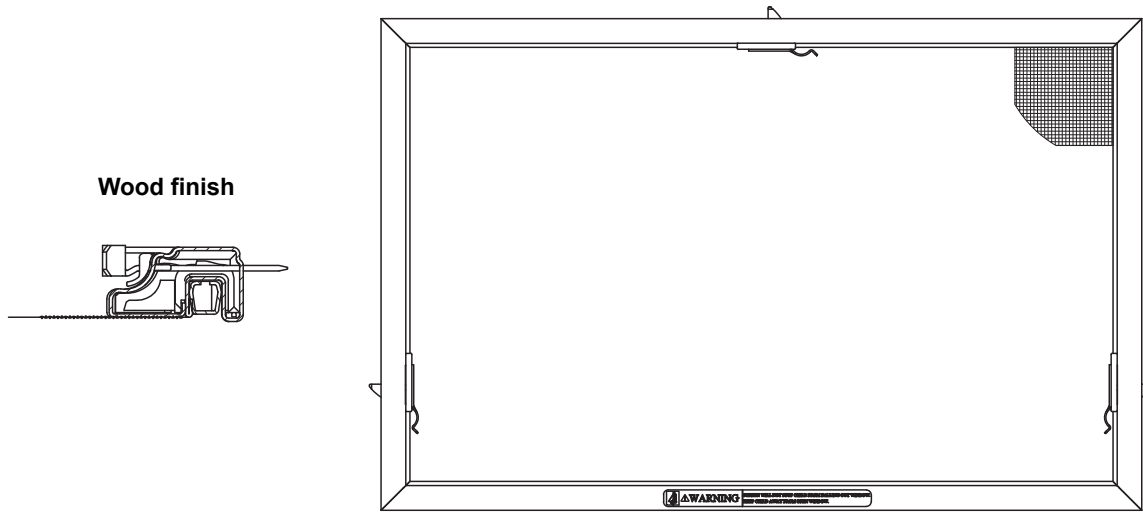
Standard, Picture, and Transom Windows

## Insect Screens

### Insect Screens - TruScene® Screens (1999 - 2013)

**Note:**

Use to replace wood finish screens 1999 - 2013.



### Insect Screen - TruScene®

**Note:**

Natural wood screen is a pine interior finish, stone color exterior.

Unit No.	Dimensions (w x h)	Natural Wood
AX3	31 <sup>31</sup> / <sub>32</sub> x 27 <sup>9</sup> / <sub>16</sub>	By description
AX35	36 <sup>27</sup> / <sub>32</sub> x 27 <sup>9</sup> / <sub>16</sub>	By description
AX4	44 <sup>1</sup> / <sub>32</sub> x 27 <sup>9</sup> / <sub>16</sub>	By description
AX45	48 <sup>27</sup> / <sub>32</sub> x 27 <sup>9</sup> / <sub>16</sub>	By description
AX5	55 <sup>29</sup> / <sub>32</sub> x 27 <sup>9</sup> / <sub>16</sub>	By description
AX55	60 <sup>27</sup> / <sub>32</sub> x 27 <sup>9</sup> / <sub>16</sub>	By description
AX6	67 <sup>29</sup> / <sub>32</sub> x 27 <sup>9</sup> / <sub>16</sub>	By description
AXW2	20 <sup>5</sup> / <sub>32</sub> x 31 <sup>31</sup> / <sub>32</sub>	By description
AXW25	24 <sup>13</sup> / <sub>32</sub> x 31 <sup>31</sup> / <sub>32</sub>	By description
AXW28	27 <sup>9</sup> / <sub>16</sub> x 31 <sup>31</sup> / <sub>32</sub>	By description
AXW3	31 <sup>31</sup> / <sub>32</sub> x 31 <sup>31</sup> / <sub>32</sub>	By description
AXW35	36 <sup>27</sup> / <sub>32</sub> x 31 <sup>31</sup> / <sub>32</sub>	By description
AXW4	44 <sup>1</sup> / <sub>32</sub> x 31 <sup>31</sup> / <sub>32</sub>	By description
AXW45	48 <sup>27</sup> / <sub>32</sub> x 31 <sup>31</sup> / <sub>32</sub>	By description
AXW5	55 <sup>29</sup> / <sub>32</sub> x 31 <sup>31</sup> / <sub>32</sub>	By description
AXW55	60 <sup>27</sup> / <sub>32</sub> x 31 <sup>31</sup> / <sub>32</sub>	By description
AXW6	67 <sup>29</sup> / <sub>32</sub> x 31 <sup>31</sup> / <sub>32</sub>	By description
A335C	31 <sup>31</sup> / <sub>32</sub> x 36 <sup>25</sup> / <sub>32</sub>	By description
A3535	36 <sup>27</sup> / <sub>32</sub> x 36 <sup>25</sup> / <sub>32</sub>	By description
AP32	31 <sup>31</sup> / <sub>32</sub> x 44	By description
AP352	36 <sup>27</sup> / <sub>32</sub> x 44	By description
AP42	44 x 44	By description

## Insect Screens

### Insect Screens - Standard


**Note:**

Sizes not shown in table that are part of the standard size grid are available by description.

### Insect Screen - Standard Screens

**Note:**

Three latches. \*A330 is probably a custom size for the Improved Awning size grid.



Unit No.	Dimensions (w x h)	(1999 - Present)		(2016 - Present)		
		Stone	White	Dark Bronze	Black	
AR2	20 <sup>5</sup> / <sub>32</sub> × 13 <sup>1</sup> / <sub>32</sub>	1505331	1505362	9174672	9174415	
AR25	24 <sup>13</sup> / <sub>32</sub> × 13 <sup>1</sup> / <sub>32</sub>	1505405	1505401	9174674	9174417	
AR28	27 <sup>9</sup> / <sub>16</sub> × 13 <sup>1</sup> / <sub>32</sub>	1586356	1586370	9174676	9174419	
AR3	31 <sup>31</sup> / <sub>32</sub> × 13 <sup>1</sup> / <sub>32</sub>	1505332	1505363	9174679	9174422	
AR35	36 <sup>27</sup> / <sub>32</sub> × 13 <sup>1</sup> / <sub>32</sub>	1505333	1505364	9174682	9174425	
AR4	44 × 13 <sup>1</sup> / <sub>32</sub>	1505334	1505365	9174685	9174428	
AR45	48 <sup>27</sup> / <sub>32</sub> × 13 <sup>1</sup> / <sub>32</sub>	1505335	1505366	9174688	9174431	
AR5	55 <sup>29</sup> / <sub>32</sub> × 13 <sup>1</sup> / <sub>32</sub>	1505336	1505367	9174691	9174434	
AR55	60 <sup>27</sup> / <sub>32</sub> × 13 <sup>1</sup> / <sub>32</sub>	1505480	1505488	9174693	9174436	
AR6	67 <sup>29</sup> / <sub>32</sub> × 13 <sup>1</sup> / <sub>32</sub>	1505481	1505489	9174695	9174438	
<b>AR</b>		(??? - Present)				
		Dimensions (w x h)	Terratone®	Sandtone	Forest Green	Canvas
	AR2	20 <sup>5</sup> / <sub>32</sub> × 13 <sup>1</sup> / <sub>32</sub>	By description	By description	By description	By description
	AR25	24 <sup>13</sup> / <sub>32</sub> × 13 <sup>1</sup> / <sub>32</sub>	By description	By description	By description	By description
	AR28	27 <sup>9</sup> / <sub>16</sub> × 13 <sup>1</sup> / <sub>32</sub>	By description	By description	By description	By description
	AR3	31 <sup>31</sup> / <sub>32</sub> × 13 <sup>1</sup> / <sub>32</sub>	By description	By description	By description	By description
	AR35	36 <sup>27</sup> / <sub>32</sub> × 13 <sup>1</sup> / <sub>32</sub>	By description	By description	By description	By description
	AR4	44 × 13 <sup>1</sup> / <sub>32</sub>	By description	By description	By description	By description
	AR45	48 <sup>27</sup> / <sub>32</sub> × 13 <sup>1</sup> / <sub>32</sub>	By description	By description	By description	By description
	AR5	55 <sup>29</sup> / <sub>32</sub> × 13 <sup>1</sup> / <sub>32</sub>	By description	By description	By description	By description
	AR55	60 <sup>27</sup> / <sub>32</sub> × 13 <sup>1</sup> / <sub>32</sub>	By description	By description	By description	By description
AR6	67 <sup>29</sup> / <sub>32</sub> × 13 <sup>1</sup> / <sub>32</sub>	By description	By description	By description	By description	



# Perma-Shield® Improved/E-Z Awning Windows (1999 to Present)


Standard, Picture, and Transom Windows

## Insect Screens

### Insect Screen - Standard Screens

**Note:**

Three latches. \*A330 is probably a custom size for the Improved Awning size grid.




Unit No.	Dimensions (w x h)	(1999 - Present)		(2016 - Present)		
		Stone	White	Dark Bronze	Black	
AN2	20 <sup>5</sup> / <sub>32</sub> × 16 <sup>17</sup> / <sub>32</sub>	1505337	1505368	9174636	9174379	
AN25	24 <sup>13</sup> / <sub>32</sub> × 16 <sup>17</sup> / <sub>32</sub>	1505406	1505402	9174638	9174381	
AN28	27 <sup>9</sup> / <sub>16</sub> × 16 <sup>17</sup> / <sub>32</sub>	1586355	1586369	9174640	9174383	
AN3	31 <sup>31</sup> / <sub>32</sub> × 16 <sup>17</sup> / <sub>32</sub>	1505338	1505369	9174643	9174386	
AN35	36 <sup>27</sup> / <sub>32</sub> × 16 <sup>17</sup> / <sub>32</sub>	1505339	1505370	9174646	9174389	
AN4	44 × 16 <sup>17</sup> / <sub>32</sub>	1505340	1505371	9174649	9174392	
AN45	48 <sup>27</sup> / <sub>32</sub> × 16 <sup>17</sup> / <sub>32</sub>	1505341	1505372	9174652	9174395	
AN5	55 <sup>29</sup> / <sub>32</sub> × 16 <sup>17</sup> / <sub>32</sub>	1505342	1505373	9174655	9174398	
AN55	60 <sup>27</sup> / <sub>32</sub> × 16 <sup>17</sup> / <sub>32</sub>	1505482	1505490	9174657	9174400	
AN6	67 <sup>29</sup> / <sub>32</sub> × 16 <sup>17</sup> / <sub>32</sub>	1505483	1505491	9174659	9174402	
<b>AN</b>		(??? - Present)				
		Dimensions (w x h)	Terratone®	Sandtone	Forest Green	Canvas
	AN2	20 <sup>5</sup> / <sub>32</sub> × 16 <sup>17</sup> / <sub>32</sub>	By description	By description	By description	By description
	AN25	24 <sup>13</sup> / <sub>32</sub> × 16 <sup>17</sup> / <sub>32</sub>	By description	By description	By description	By description
	AN28	27 <sup>9</sup> / <sub>16</sub> × 16 <sup>17</sup> / <sub>32</sub>	By description	By description	By description	By description
	AN3	31 <sup>31</sup> / <sub>32</sub> × 16 <sup>17</sup> / <sub>32</sub>	By description	By description	By description	By description
	AN35	36 <sup>27</sup> / <sub>32</sub> × 16 <sup>17</sup> / <sub>32</sub>	By description	By description	By description	By description
	AN4	44 × 16 <sup>17</sup> / <sub>32</sub>	By description	By description	By description	By description
	AN45	48 <sup>27</sup> / <sub>32</sub> × 16 <sup>17</sup> / <sub>32</sub>	By description	By description	By description	By description
	AN5	55 <sup>29</sup> / <sub>32</sub> × 16 <sup>17</sup> / <sub>32</sub>	By description	By description	By description	By description
	AN55	60 <sup>27</sup> / <sub>32</sub> × 16 <sup>17</sup> / <sub>32</sub>	By description	By description	By description	By description
AN6	67 <sup>29</sup> / <sub>32</sub> × 16 <sup>17</sup> / <sub>32</sub>	By description	By description	By description	By description	

## Insect Screens

### Insect Screen - Standard Screens

**Note:**

Three latches. \*A330 is probably a custom size for the Improved Awning size grid.



Unit No.	Dimensions (w x h)	(1999 - Present)		(2016 - Present)		
		Stone	White	Dark Bronze	Black	
<b>A2</b>	20 <sup>5</sup> / <sub>32</sub> × 20 <sup>5</sup> / <sub>32</sub>	1505343	1505374	9174604	9174347	
<b>A25</b>	24 <sup>13</sup> / <sub>32</sub> × 20 <sup>5</sup> / <sub>32</sub>	1505407	1505403	9174606	9174349	
<b>A28</b>	27 <sup>9</sup> / <sub>16</sub> × 20 <sup>5</sup> / <sub>32</sub>	1586357	1586371	9174608	9174351	
<b>A3</b>	31 <sup>31</sup> / <sub>32</sub> × 20 <sup>5</sup> / <sub>32</sub>	1505344	1505375	9174611	9174354	
<b>A35</b>	36 <sup>27</sup> / <sub>32</sub> × 20 <sup>5</sup> / <sub>32</sub>	1505345	1505376	9174617	9174360	
<b>A4</b>	44 × 20 <sup>5</sup> / <sub>32</sub>	1505346	1505377	9174623	9174366	
<b>A45</b>	48 <sup>27</sup> / <sub>32</sub> × 20 <sup>5</sup> / <sub>32</sub>	1505347	1505378	9174626	9174369	
<b>A5</b>	55 <sup>29</sup> / <sub>32</sub> × 20 <sup>5</sup> / <sub>32</sub>	1505348	1505379	9174629	9174372	
<b>A55</b>	60 <sup>27</sup> / <sub>32</sub> × 20 <sup>5</sup> / <sub>32</sub>	1505484	1505492	9174631	9174374	
<b>A6</b>	67 <sup>29</sup> / <sub>32</sub> × 20 <sup>5</sup> / <sub>32</sub>	1505485	1505493	9174633	9174376	
<b>A</b>		(??? - Present)				
		Dimensions (w x h)	Terratone®	Sandtone	Forest Green	Canvas
	<b>A2</b>	20 <sup>5</sup> / <sub>32</sub> × 20 <sup>5</sup> / <sub>32</sub>	By description	By description	By description	By description
	<b>A25</b>	24 <sup>13</sup> / <sub>32</sub> × 20 <sup>5</sup> / <sub>32</sub>	By description	By description	By description	By description
	<b>A28</b>	27 <sup>9</sup> / <sub>16</sub> × 20 <sup>5</sup> / <sub>32</sub>	By description	By description	By description	By description
	<b>A3</b>	31 <sup>31</sup> / <sub>32</sub> × 20 <sup>5</sup> / <sub>32</sub>	By description	By description	By description	By description
	<b>A35</b>	36 <sup>27</sup> / <sub>32</sub> × 20 <sup>5</sup> / <sub>32</sub>	By description	By description	By description	By description
	<b>A4</b>	44 × 20 <sup>5</sup> / <sub>32</sub>	By description	By description	By description	By description
	<b>A45</b>	48 <sup>27</sup> / <sub>32</sub> × 20 <sup>5</sup> / <sub>32</sub>	By description	By description	By description	By description
	<b>A5</b>	55 <sup>29</sup> / <sub>32</sub> × 20 <sup>5</sup> / <sub>32</sub>	By description	By description	By description	By description
<b>A55</b>	60 <sup>27</sup> / <sub>32</sub> × 20 <sup>5</sup> / <sub>32</sub>	By description	By description	By description	By description	
<b>A6</b>	67 <sup>29</sup> / <sub>32</sub> × 20 <sup>5</sup> / <sub>32</sub>	By description	By description	By description	By description	

# Perma-Shield® Improved/E-Z Awning Windows (1999 to Present)


Standard, Picture, and Transom Windows

## Insect Screens

### Insect Screen - Standard Screens

**Note:**

Three latches. \*A330 is probably a custom size for the Improved Awning size grid.




Unit No.	Dimensions (w x h)	(1999 - Present)		(2016 - Present)		
		Stone	White	Dark Bronze	Black	
AW2	20 <sup>5</sup> / <sub>32</sub> × 24 <sup>13</sup> / <sub>32</sub>	1505349	1505380	9174698	9174441	
AW25	24 <sup>13</sup> / <sub>32</sub> × 24 <sup>13</sup> / <sub>32</sub>	1505408	1505404	9174700	9174443	
AW28	27 <sup>9</sup> / <sub>16</sub> × 24 <sup>13</sup> / <sub>32</sub>	1586358	1586372	9174702	9174445	
AW3	31 <sup>31</sup> / <sub>32</sub> × 24 <sup>13</sup> / <sub>32</sub>	1505350	1505381	9174705	9174448	
AW35	36 <sup>27</sup> / <sub>32</sub> × 24 <sup>13</sup> / <sub>32</sub>	1505351	1505382	9174708	9174451	
AW4	44 × 24 <sup>13</sup> / <sub>32</sub>	1505352	1505383	9174711	9174454	
AW45	48 <sup>27</sup> / <sub>32</sub> × 24 <sup>13</sup> / <sub>32</sub>	1505353	1505384	9174714	9174457	
AW5	55 <sup>29</sup> / <sub>32</sub> × 24 <sup>13</sup> / <sub>32</sub>	1505354	1505385	9174717	9174460	
AW55	60 <sup>27</sup> / <sub>32</sub> × 24 <sup>13</sup> / <sub>32</sub>	1505486	1505494	9174719	9174462	
AW6	67 <sup>29</sup> / <sub>32</sub> × 24 <sup>13</sup> / <sub>32</sub>	1505487	1505495	9174721	9174464	
<b>AW</b>		(??? - Present)				
		Dimensions (w x h)	Terratone®	Sandtone	Forest Green	Canvas
	AW2	20 <sup>5</sup> / <sub>32</sub> × 24 <sup>13</sup> / <sub>32</sub>	By description	By description	By description	By description
	AW25	24 <sup>13</sup> / <sub>32</sub> × 24 <sup>13</sup> / <sub>32</sub>	By description	By description	By description	By description
	AW28	27 <sup>9</sup> / <sub>16</sub> × 24 <sup>13</sup> / <sub>32</sub>	By description	By description	By description	By description
	AW3	31 <sup>31</sup> / <sub>32</sub> × 24 <sup>13</sup> / <sub>32</sub>	By description	By description	By description	By description
	AW35	36 <sup>27</sup> / <sub>32</sub> × 24 <sup>13</sup> / <sub>32</sub>	By description	By description	By description	By description
	AW4	44 × 24 <sup>13</sup> / <sub>32</sub>	By description	By description	By description	By description
	AW45	48 <sup>27</sup> / <sub>32</sub> × 24 <sup>13</sup> / <sub>32</sub>	By description	By description	By description	By description
	AW5	55 <sup>29</sup> / <sub>32</sub> × 24 <sup>13</sup> / <sub>32</sub>	By description	By description	By description	By description
	AW55	60 <sup>27</sup> / <sub>32</sub> × 24 <sup>13</sup> / <sub>32</sub>	By description	By description	By description	By description
AW6	67 <sup>29</sup> / <sub>32</sub> × 24 <sup>13</sup> / <sub>32</sub>	By description	By description	By description	By description	

## Insect Screens

### Insect Screen - Standard Screens

**Note:**

Three latches. \*A330 is probably a custom size for the Improved Awning size grid.



Unit No.	Dimensions (w x h)	(1999 - Present)		(2016 - Present)		
		Stone	White	Dark Bronze	Black	
<b>AX25</b>	24 <sup>13</sup> / <sub>32</sub> x 27 <sup>9</sup> / <sub>16</sub>	1586347	1586361	9174723	9174466	
<b>AX28</b>	27 <sup>9</sup> / <sub>16</sub> x 27 <sup>9</sup> / <sub>16</sub>	1586359	1586373	9174725	9174468	
<b>AX3</b>	31 <sup>31</sup> / <sub>32</sub> x 27 <sup>9</sup> / <sub>16</sub>	1586348	1586362	9174727	9174470	
<b>AX35</b>	36 <sup>27</sup> / <sub>32</sub> x 27 <sup>9</sup> / <sub>16</sub>	1586349	1586363	9174729	9174472	
<b>AX4</b>	44 <sup>1</sup> / <sub>32</sub> x 27 <sup>9</sup> / <sub>16</sub>	1586350	1586364	9174731	9174474	
<b>AX45</b>	48 <sup>27</sup> / <sub>32</sub> x 27 <sup>9</sup> / <sub>16</sub>	1586351	1586365	9174733	9174476	
<b>AX5</b>	55 <sup>29</sup> / <sub>32</sub> x 27 <sup>9</sup> / <sub>16</sub>	1586352	1586366	9174735	9174478	
<b>AX55</b>	60 <sup>27</sup> / <sub>32</sub> x 27 <sup>9</sup> / <sub>16</sub>	1586353	1586367	9174737	9174480	
<b>AX6</b>	67 <sup>29</sup> / <sub>32</sub> x 27 <sup>9</sup> / <sub>16</sub>	1586354	1586368	9174739	9174482	
<b>AX</b>		(??? - Present)				
		Dimensions (w x h)	Terratone®	Sandtone	Forest Green	Canvas
	<b>AX25</b>	24 <sup>13</sup> / <sub>32</sub> x 27 <sup>9</sup> / <sub>16</sub>	By description	By description	By description	By description
	<b>AX28</b>	27 <sup>9</sup> / <sub>16</sub> x 27 <sup>9</sup> / <sub>16</sub>	By description	By description	By description	By description
	<b>AX3</b>	31 <sup>31</sup> / <sub>32</sub> x 27 <sup>9</sup> / <sub>16</sub>	By description	By description	By description	By description
	<b>AX35</b>	36 <sup>27</sup> / <sub>32</sub> x 27 <sup>9</sup> / <sub>16</sub>	By description	By description	By description	By description
	<b>AX4</b>	44 <sup>1</sup> / <sub>32</sub> x 27 <sup>9</sup> / <sub>16</sub>	By description	By description	By description	By description
	<b>AX45</b>	48 <sup>27</sup> / <sub>32</sub> x 27 <sup>9</sup> / <sub>16</sub>	By description	By description	By description	By description
	<b>AX5</b>	55 <sup>29</sup> / <sub>32</sub> x 27 <sup>9</sup> / <sub>16</sub>	By description	By description	By description	By description
	<b>AX55</b>	60 <sup>27</sup> / <sub>32</sub> x 27 <sup>9</sup> / <sub>16</sub>	By description	By description	By description	By description
<b>AX6</b>	67 <sup>29</sup> / <sub>32</sub> x 27 <sup>9</sup> / <sub>16</sub>	By description	By description	By description	By description	

# Perma-Shield® Improved/E-Z Awning Windows (1999 to Present)


Standard, Picture, and Transom Windows

## Insect Screens

### Insect Screen - Standard Screens

**Note:**

Three latches. \*A330 is probably a custom size for the Improved Awning size grid.




Unit No.	Dimensions (w x h)	(1999 - Present)		(2016 - Present)		
		Stone	White	Dark Bronze	Black	
<b>AXW</b>	<b>AXW28</b>	27 <sup>9</sup> / <sub>16</sub> x 31 <sup>31</sup> / <sub>32</sub>	1586360	1586374	9174741	9174484
	<b>AXW3</b>	31 <sup>94</sup> / <sub>97</sub> x 31 <sup>31</sup> / <sub>32</sub>	1505355	1505386	9174743	9174486
	<b>AXW35</b>	36 <sup>27</sup> / <sub>32</sub> x 31 <sup>31</sup> / <sub>32</sub>	1505397	1505394	9174745	9174488
	<b>AXW4</b>	44 <sup>1</sup> / <sub>32</sub> x 31 <sup>31</sup> / <sub>32</sub>	1505398	1505395	9174747	9174490
	<b>AXW45</b>	48 <sup>27</sup> / <sub>32</sub> x 31 <sup>31</sup> / <sub>32</sub>	1505399	1505396	9174749	9174492
	<b>AXW5</b>	55 <sup>29</sup> / <sub>32</sub> x 31 <sup>31</sup> / <sub>32</sub>	1505356	1505387	9174751	9174494
<b>AXW</b>			(??? - Present)			
		Dimensions (w x h)	Terratone®	Sandtone	Forest Green	Canvas
	<b>AXW28</b>	27 <sup>9</sup> / <sub>16</sub> x 31 <sup>31</sup> / <sub>32</sub>	By description	By description	By description	By description
	<b>AXW3</b>	31 <sup>94</sup> / <sub>97</sub> x 31 <sup>31</sup> / <sub>32</sub>	By description	By description	By description	By description
	<b>AXW35</b>	36 <sup>27</sup> / <sub>32</sub> x 31 <sup>31</sup> / <sub>32</sub>	By description	By description	By description	By description
	<b>AXW4</b>	44 <sup>1</sup> / <sub>32</sub> x 31 <sup>31</sup> / <sub>32</sub>	By description	By description	By description	By description
	<b>AXW45</b>	48 <sup>27</sup> / <sub>32</sub> x 31 <sup>31</sup> / <sub>32</sub>	By description	By description	By description	By description
<b>AXW5</b>	55 <sup>29</sup> / <sub>32</sub> x 31 <sup>31</sup> / <sub>32</sub>	By description	By description	By description	By description	

## Insect Screens

### Insect Screen - Standard Screens

**Note:**

Three latches. \*A330 is probably a custom size for the Improved Awning size grid.



Unit No.	Dimensions (w x h)	(1999 - Present)		(2016 - Present)		
		Stone	White	Dark Bronze	Black	
<b>A/AP</b>	<b>A330*</b>	31 <sup>31</sup> / <sub>32</sub> × 31 <sup>31</sup> / <sub>32</sub>	1505427	1506014	9174613	9174356
	<b>A335C</b>	31 <sup>31</sup> / <sub>32</sub> × 36 <sup>25</sup> / <sub>32</sub>	1505357	1505388	9174614	9174357
	<b>A3535</b>	36 <sup>27</sup> / <sub>32</sub> × 36 <sup>25</sup> / <sub>32</sub>	1505358	1505390	9174620	9174363
	<b>AP32</b>	31 <sup>31</sup> / <sub>32</sub> × 44	1505359	1505391	9174662	9174405
	<b>AP352</b>	36 <sup>27</sup> / <sub>32</sub> × 44	1505360	1505392	9174665	9174408
	<b>AP42</b>	44 × 44	1505361	1505393	9174668	9174411
		(??? - Present)				
	Dimensions (w x h)	Terratone®	Sandtone	Forest Green	Canvas	
	<b>A330*</b>	By description	By description	By description	By description	
	<b>A335C</b>	By description	By description	By description	By description	
	<b>A3535</b>	By description	By description	By description	By description	
	<b>AP32</b>	By description	By description	By description	By description	
	<b>AP352</b>	By description	By description	By description	By description	
	<b>AP42</b>	By description	By description	By description	By description	

# Perma-Shield® Improved/E-Z Awning Windows (1999 to Present)

Standard, Picture, and Transom Windows

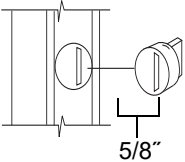
## Insect Screens

### Insect Screen Parts

#### Insect Screen Warning Label

		<b>Order No.</b>
		1345005

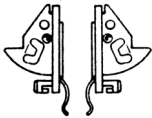
#### Insect Screen Strike

		<b>Color</b>	<b>Order No.</b>
		Natural Wood	1361393
		White	1361395
		Black	9134999

#### Insect Screen Wing Blade Lock with Housing (Pair)

**Note:**

The originals are hard to replace. No instructions are provided. Consider a replacement screen instead.

		<b>Description</b>	<b>Color</b>	<b>Order No.</b>
		1-A-15516	Stone	2962202
			White	1693417

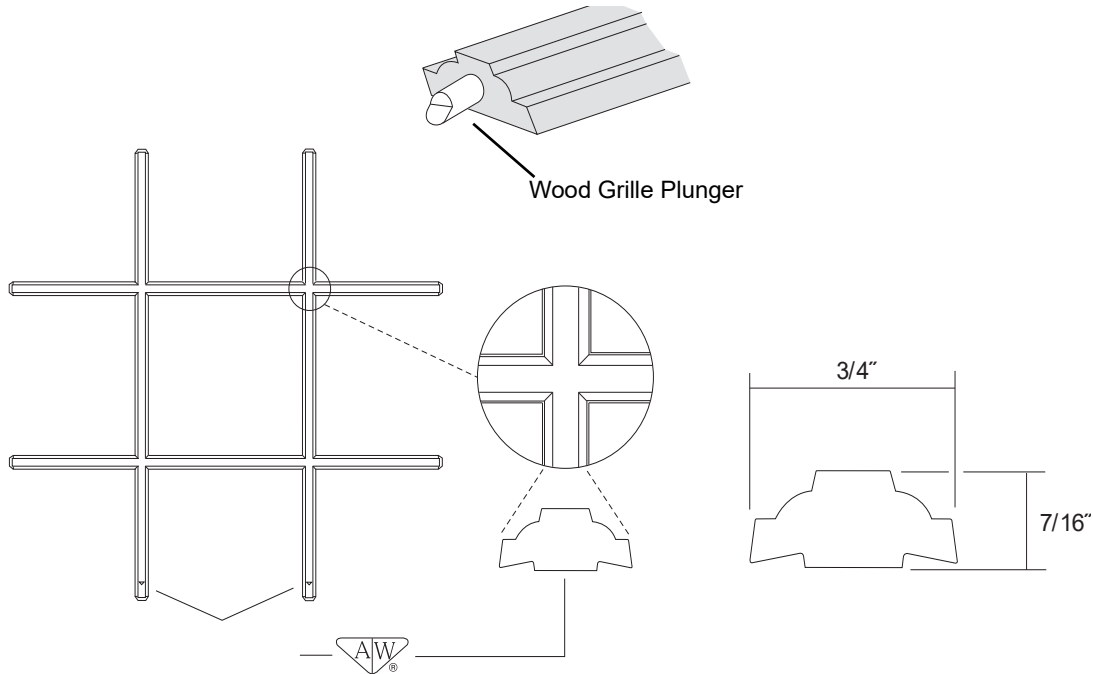
## Grilles

### Interior Grilles - Standard Windows / Colonial / 3/4" Wood / Natural Interior

#### Interior Grille - Standard Window / Colonial / 3/4" Wood / Natural Wood Interior

**Note:**

Size stamped on exterior on right leg (center leg if one) as viewed from exterior. See [Accessory Guide 0005285](#).



#### Perma -Shield® Improved E-Z Awning Grilles - Standard Window / Colonial / 3/4" Wood

Unit No.	Lite Pattern	Dimensions (w x h)	Color/Species							
			Exterior						Maple Interior	
			White	Terra-tone®	Sand-tone	Forest Green	Canvas	Dark Bronze	Black	
AR	AR2	<a href="#">2W x 2H</a>	19 1/2 x 12 3/4	1344523	1445333	0603846	0519004	9134770	9134829	9134888
	AR25	<a href="#">2W x 2H</a>	23 3/4 x 12 3/4	1344564	1445364	0603877	0519044	9134801	9134860	9134919
	AR28	<a href="#">3W x 2H</a>	26 7/8 x 12 3/4	1510443	2100122	0603768	0519409	9134754	9134813	9134872
	AR3	<a href="#">3W x 2H</a>	31 5/16 x 12 3/4	1344524	1445335	0603848	0519005	9134772	9134831	9134890
	AR35	<a href="#">3W x 2H</a>	36 3/16 x 12 3/4	1344525	1445334	0603847	0519006	9134771	9134830	9134889
	AR4	<a href="#">4W x 2H</a>	43 3/8 x 12 3/4	1344526	1445337	0603850	0519007	9134774	9134833	9134892
	AR45	<a href="#">4W x 2H</a>	48 3/16 x 12 3/4	1344527	1445336	0603849	0519008	9134773	9134832	9134891
	AR5	<a href="#">5W x 2H</a>	55 1/4 x 12 3/4	1344528	1445339	0603852	0519009	9134776	9134835	9134894
	AR55	<a href="#">5W x 2H</a>	60 3/16 x 12 3/4	1344529	1445338	0603851	0519010	9134775	9134834	9134893
AR6	<a href="#">6W x 2H</a>	67 1/4 x 12 3/4	1344530	1445340	0603853	0519011	9134777	9134836	9134895	



# Perma-Shield® Improved/E-Z Awning Windows (1999 to Present)

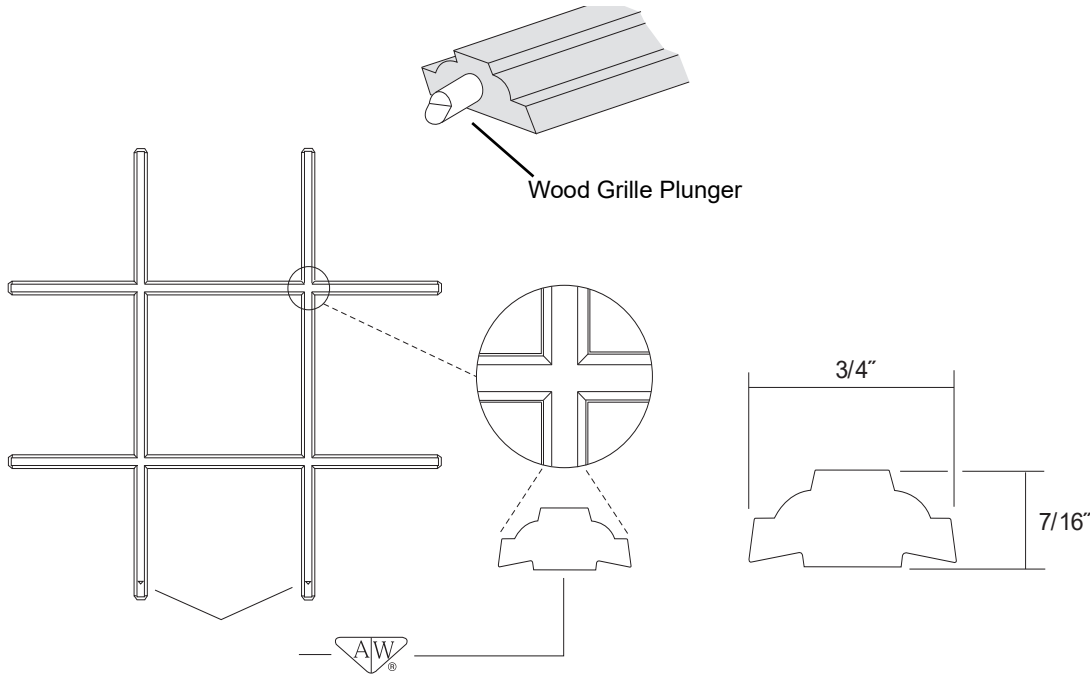
Standard, Picture, and Transom Windows

## Grilles

### Interior Grille - Standard Window / Colonial / 3/4" Wood / Natural Wood Interior

**Note:**

Size stamped on exterior on right leg (center leg if one) as viewed from exterior. See [Accessory Guide 0005285](#).



### Perma -Shield® Improved E-Z Awning Grilles - Standard Window / Colonial / 3/4" Wood

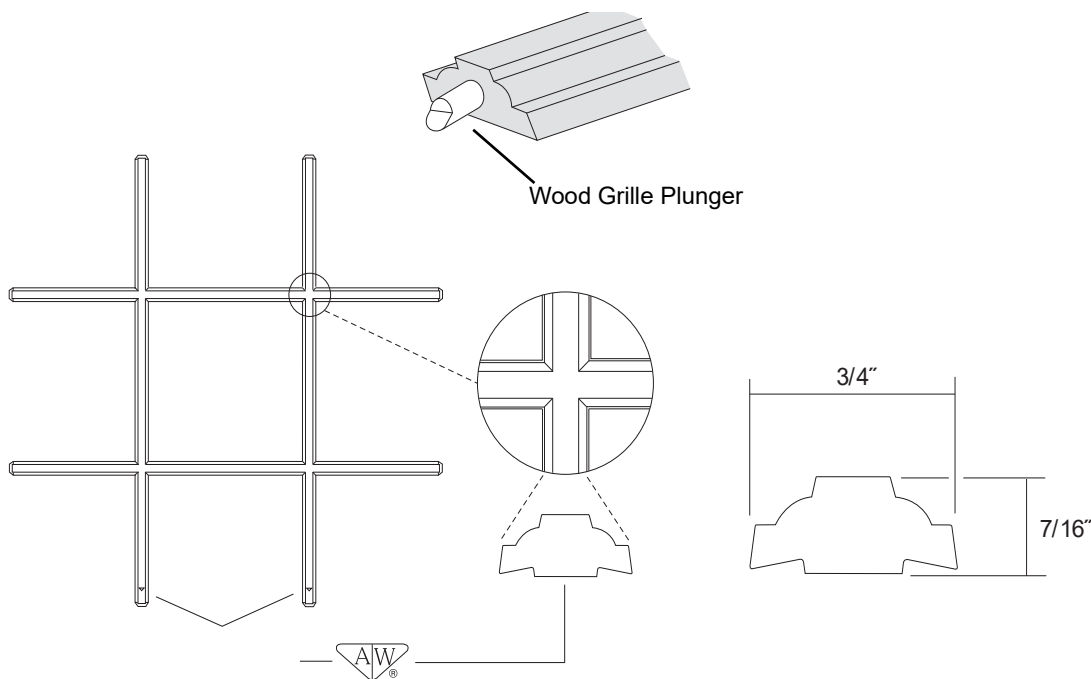
Unit No.	Lite Pattern	Dimensions (w x h)	Color/Species							
			Exterior							
			White	Terra-tone®	Sand-tone	Forest Green	Canvas	Dark Bronze	Black	
			Maple Interior							
AN	AN2	<a href="#">2W x 2H</a>	19 1/2 x 16 1/4	1344531	1445324	0603836	0519012	9134761	9134820	9134879
	AN25	<a href="#">2W x 2H</a>	23 3/4 x 16 1/4	1344565	1445365	0603878	0519045	9134802	9134861	9134920
	AN28	<a href="#">3W x 2H</a>	26 7/8 x 16 1/4	1510444	2100123	0603769	0519410	9134755	9134814	9134873
	AN3	<a href="#">3W x 2H</a>	31 5/16 x 16 1/4	1344532	1445326	0603838	0519013	9134763	9134822	9134881
	AN35	<a href="#">3W x 2H</a>	36 3/16 x 16 1/4	1344533	1445325	0603837	0519014	9134762	9134821	9134880
	AN4	<a href="#">4W x 2H</a>	43 3/8 x 16 1/4	1344534	1445328	0603840	0519015	9134765	9134824	9134883
	AN45	<a href="#">4W x 2H</a>	48 3/16 x 16 1/4	1344535	1445327	0603839	0519016	9134764	9134823	9134882
	AN5	<a href="#">5W x 2H</a>	55 1/4 x 16 1/4	1344536	1445330	0603842	0519017	9134767	9134826	9134885
	AN55	<a href="#">5W x 2H</a>	60 3/16 x 16 1/4	1344537	1445329	0603841	0519018	9134766	9134825	9134884
	AN6	<a href="#">6W x 2H</a>	67 1/4 x 16 1/4	1344538	1445331	0603843	0519019	9134768	9134827	9134886

## Grilles

### Interior Grille - Standard Window / Colonial / 3/4" Wood / Natural Wood Interior

**Note:**

Size stamped on exterior on right leg (center leg if one) as viewed from exterior. See [Accessory Guide 0005285](#).



### Perma -Shield® Improved E-Z Awning Grilles - Standard Window / Colonial / 3/4" Wood

Unit No.	Lite Pattern	Dimensions (w x h)	Color/Species							
			Exterior							
			White	Terra-tone®	Sand-tone	Forest Green	Canvas	Dark Bronze	Black	
			Maple Interior							
<b>A</b>	<b>A2</b>	<a href="#">2W x 2H</a>	19 1/2 x 19 7/8	1344539	1445356	0603869	0519020	9134793	9134852	9134911
	<b>A25</b>	<a href="#">2W x 2H</a>	23 3/4 x 19 7/8	1344566	1445366	0603879	0519046	9134803	9134862	9134921
	<b>A28</b>	<a href="#">3W x 2H</a>	26 7/8 x 19 7/8	1510445	2100124	0603770	0519411	9134756	9134815	9134874
	<b>A3</b>	<a href="#">3W x 2H</a>	31 5/16 x 19 7/8	1344540	1445358	0603871	0519021	9134795	9134854	9134913
	<b>A35</b>	<a href="#">3W x 2H</a>	36 3/16 x 19 7/8	1344541	1445357	0603870	0519022	9134794	9134853	9134912
	<b>A4</b>	<a href="#">4W x 2H</a>	43 3/8 x 19 7/8	1344542	1445360	0603873	0519023	9134797	9134856	9134915
	<b>A45</b>	<a href="#">4W x 2H</a>	48 3/16 x 19 7/8	1344543	1445359	0603872	0519024	9134796	9134855	9134914
	<b>A5</b>	<a href="#">5W x 2H</a>	55 1/4 x 19 7/8	1344544	1445362	0603875	0519025	9134799	9134858	9134917
	<b>A55</b>	<a href="#">5W x 2H</a>	60 3/16 x 19 7/8	1344545	1445361	0603874	0519026	9134798	9134857	9134916
	<b>A6</b>	<a href="#">6W x 2H</a>	67 1/4 x 19 7/8	1344546	1445363	0603876	0519027	9134800	9134859	9134918
	<b>A335</b>	<a href="#">3W x 3H</a>	31 5/16 x 36 1/2	1505640	2105940	0603835	0519043	9134760	9134819	9134878
	<b>A3535</b>	<a href="#">3W x 3H</a>	36 3/16 x 36 1/2	1344562	1445332	0603845	0519055			

# Perma-Shield® Improved/E-Z Awning Windows (1999 to Present)

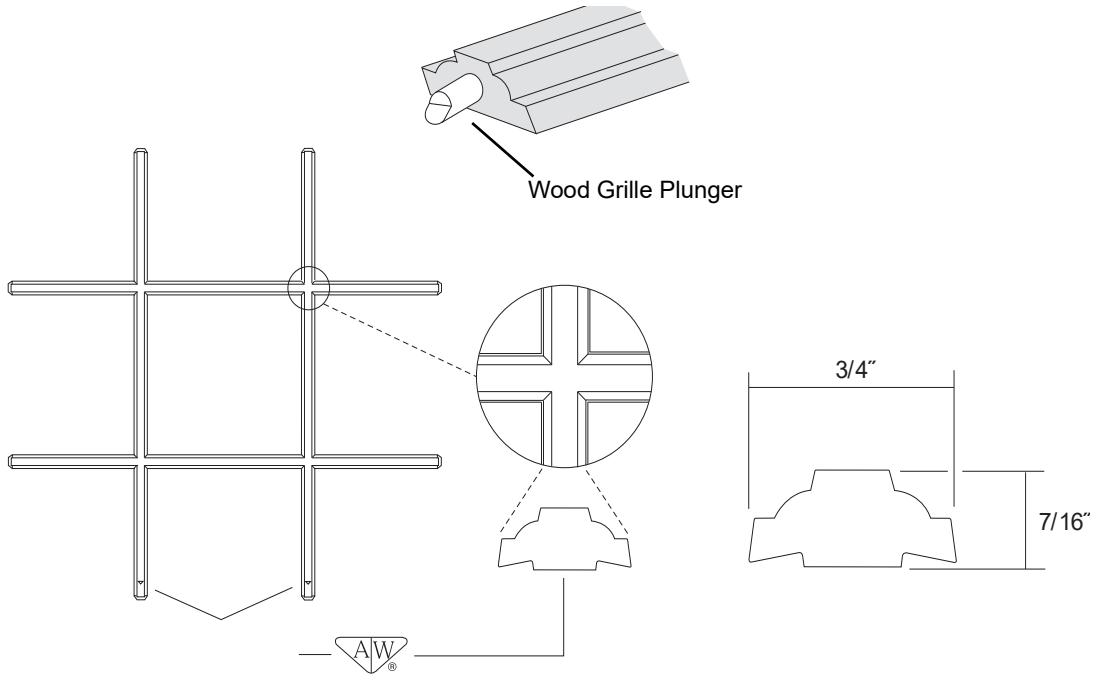
Standard, Picture, and Transom Windows

## Grilles

### Interior Grille - Standard Window / Colonial / 3/4" Wood / Natural Wood Interior

**Note:**

Size stamped on exterior on right leg (center leg if one) as viewed from exterior. See [Accessory Guide 0005285](#).



### Perma -Shield® Improved E-Z Awning Grilles - Standard Window / Colonial / 3/4" Wood

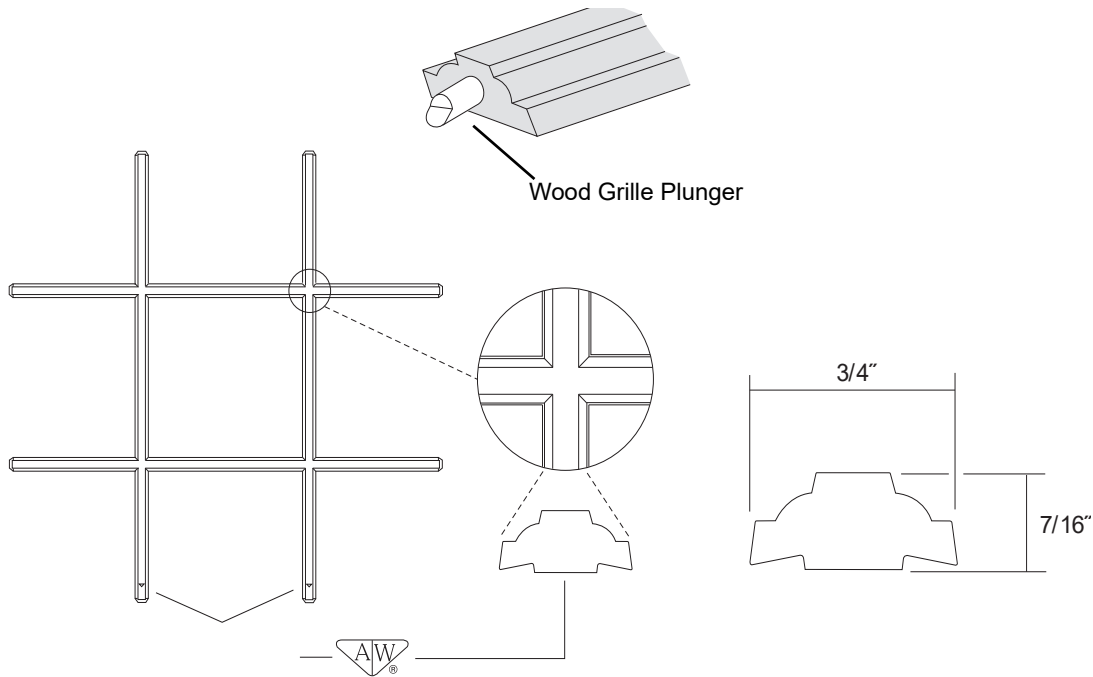
Unit No.	Lite Pattern	Dimensions (w x h)	Color/Species							
			Exterior							
			White	Terra-tone®	Sand-tone	Forest Green	Canvas	Dark Bronze	Black	
			Maple Interior							
<b>AW</b>	AW2	<a href="#">2W x 2H</a>	19 1/2 x 24 1/8	1344547	1445341	0603854	0519028	9134778	9134837	9134896
	AW25	<a href="#">2W x 2H</a>	23 3/4 x 24 1/8	1344567	1445367	0603880	0519047	9134804	9134863	9134922
	AW28	<a href="#">3W x 2H</a>	26 7/8 x 24 1/8	1510446	2100125	0603771	0519412	9134757	9134816	9134875
	AW3	<a href="#">3W x 2H</a>	31 5/16 x 24 1/8	1344548	1445343	0603856	0519029	9134780	9134839	9134898
	AW35	<a href="#">3W x 2H</a>	36 3/16 x 24 1/8	1344549	1445342	0603855	0519030	9134779	9134838	9134897
	AW4	<a href="#">4W x 2H</a>	43 3/8 x 24 1/8	1344550	1445345	0603858	0519031	9134782	9134841	9134900
	AW45	<a href="#">4W x 2H</a>	48 3/16 x 24 1/8	1344551	1445344	0603857	0519032	9134781	9134840	9134899
	AW5	<a href="#">5W x 2H</a>	55 1/4 x 24 1/8	1344552	1445347	0603860	0519033	9134784	9134843	9134902
	AW55	<a href="#">5W x 2H</a>	60 3/16 x 24 1/8	1344553	1445346	0603859	0519034	9134783	9134842	9134901
	AW6	<a href="#">6W x 2H</a>	67 1/4 x 24 1/8	1344554	1445348	0603861	0519035	9134785	9134844	9134903

## Grilles

### Interior Grille - Standard Window / Colonial / 3/4" Wood / Natural Wood Interior

**Note:**

Size stamped on exterior on right leg (center leg if one) as viewed from exterior. See [Accessory Guide 0005285](#).



### Perma -Shield® Improved E-Z Awning Grilles - Standard Window / Colonial / 3/4" Wood

Unit No.	Lite Pattern	Dimensions (w x h)	Color/Species							
			Exterior							
			White	Terra-tone®	Sand-tone	Forest Green	Canvas	Dark Bronze	Black	
			Maple Interior							
<b>AX</b>	AX25	2W x 3H	23 3/4 x 27 1/4	1344938	1445720	0603760	0519401	9134746	9134805	9134864
	AX28	3W x 3H	26 7/8 x 27 1/4	1510447	2100126	0603772	0519413	9134758	9134817	9134876
	AX3	3W x 3H	31 5/16 x 27 1/4	1344939	1445721	0603761	0519402	9134747	9134806	9134865
	AX35	3W x 3H	36 3/16 x 27 1/4	1344940	1445722	0603762	0519403	9134748	9134807	9134866
	AX4	4W x 3H	43 3/8 x 27 1/4	1344941	1445723	0603763	0519404	9134749	9134808	9134867
	AX45	4W x 3H	48 3/16 x 27 1/4	1344942	1445724	0603764	0519405	9134750	9134809	9134868
	AX5	5W x 3H	55 1/4 x 27 1/4	1344943	1445725	0603765	0519406	9134751	9134810	9134869
	AX55	5W x 3H	60 3/16 x 27 1/4	1344944	1445726	0603766	0519407	9134752	9134811	9134870
	AX6	6W x 3H	67 1/4 x 27 1/4	1344945	1445727	0603767	0519408	9134753	9134812	9134871

# Perma-Shield® Improved/E-Z Awning Windows (1999 to Present)

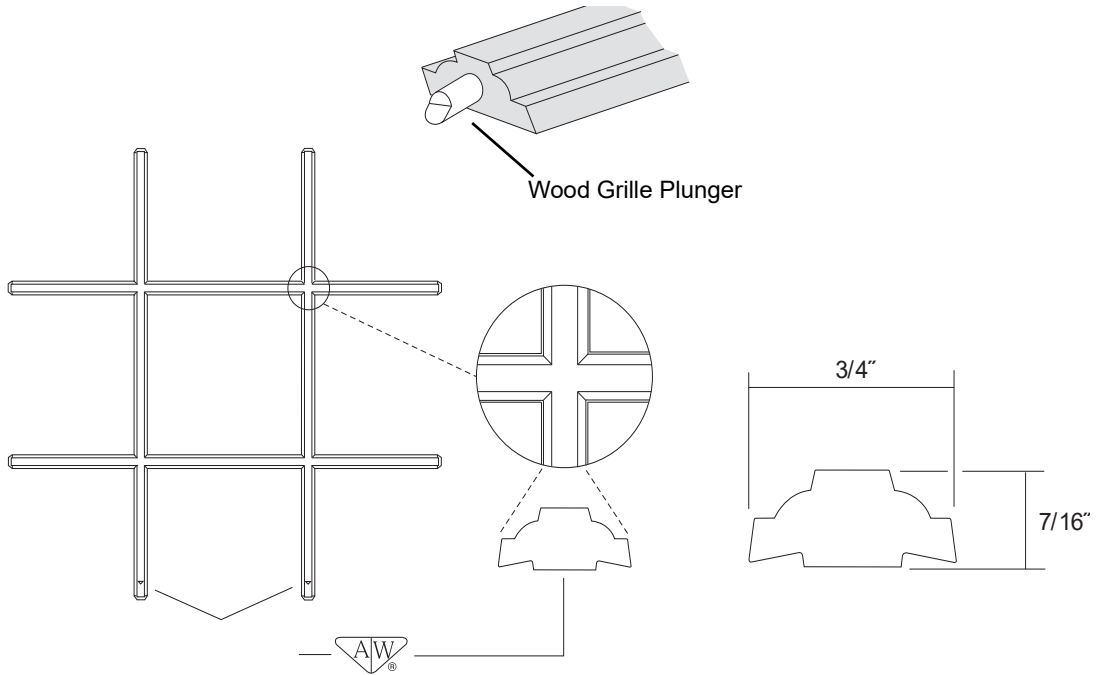
Standard, Picture, and Transom Windows

## Grilles

### Interior Grille - Standard Window / Colonial / 3/4" Wood / Natural Wood Interior

**Note:**

Size stamped on exterior on right leg (center leg if one) as viewed from exterior. See [Accessory Guide 0005285](#).



### Perma -Shield® Improved E-Z Awning Grilles - Standard Window / Colonial / 3/4" Wood

Unit No.	Lite Pattern	Dimensions (w x h)	Color/Species							
			Exterior							
			White	Terra-tone®	Sand-tone	Forest Green	Canvas	Dark Bronze	Black	
			Maple Interior							
<b>AXW</b>	AXW28	<a href="#">3W x 3H</a>	26 7/8 × 31 11/16	1510448	2100127	0603773	0519414	9134759	9134818	9134877
	AXW3	<a href="#">3W x 3H</a>	31 5/16 × 31 11/16	1344555	1445349	0603862	0519036	9134786	9134845	9134904
	AXW35	<a href="#">3W x 3H</a>	36 3/16 × 31 11/16	1344556	1445350	0603863	0519037	9134787	9134846	9134905
	AXW4	<a href="#">4W x 3H</a>	43 3/8 × 31 11/16	1344557	1445351	0603864	0519038	9134788	9134847	9134906
	AXW45	<a href="#">4W x 3H</a>	48 3/16 × 31 11/16	1344558	1445352	0603865	0519039	9134789	9134848	9134907
	AXW5	<a href="#">5W x 3H</a>	55 1/4 × 31 11/16	1344559	1445353	0603866	0519040	9134790	9134849	9134908
	AXW55	<a href="#">5W x 3H</a>	60 3/16 × 31 11/16	1344560	1445354	0603867	0519041	9134791	9134850	9134909
	AXW6	<a href="#">6W x 3H</a>	67 1/4 × 31 11/16	1344561	1445355	0603868	0519042	9134792	9134851	9134910

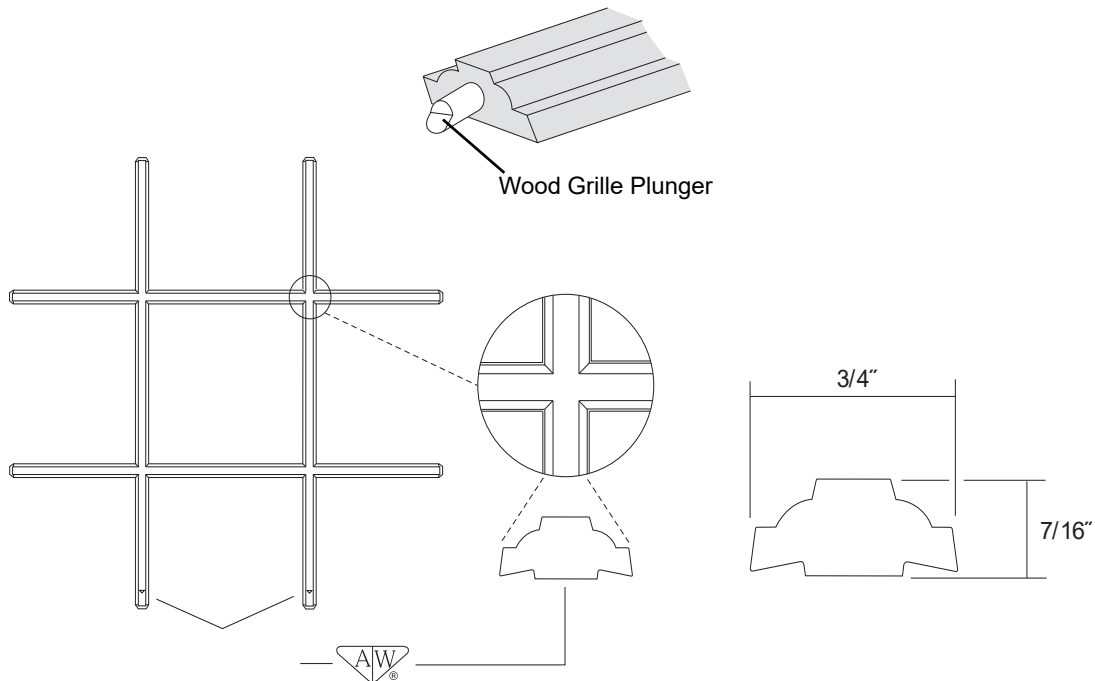
## Grilles

### Interior Grilles - Standard Windows / Colonial / 3/4" Wood / Prefinished Interior

#### Interior Grille - Standard Window / Colonial / 3/4" Wood / Prefinished Interior

**Note:**

Size stamped on exterior on right leg (center leg if one) as viewed from exterior. See [Accessory Guide 0005285](#).



#### Perma-Shield® Improved E-Z Awning Grilles - Standard Window / Colonial / 3/4" Wood

Unit No.	Lite Pattern	Dimensions (w x h)	Color/Finish							
			Exterior							
			White	Terra-tone®	Sand-tone	Forest Green	Canvas	Dark Bronze	Black	
Interior										
White	Terra-tone®	Sand-tone	Forest Green	Canvas	Dark Bronze	Black				
AR	AR2	<a href="#">2W x 2H</a>	19 1/2 x 12 3/4	1353117	1443617	0604046	0514519	OBD	OBD	OBD
	AR25	<a href="#">2W x 2H</a>	23 3/4 x 12 3/4	1344423	1445149	0603569	0514520	OBD	OBD	OBD
	AR28	<a href="#">3W x 2H</a>	26 7/8 x 12 3/4	1510450	OBD	OBD	OBD	OBD	OBD	OBD
	AR3	<a href="#">3W x 2H</a>	31 5/16 x 12 3/4	1353118	1443618	0604047	0514521	OBD	OBD	OBD
	AR35	<a href="#">3W x 2H</a>	36 3/16 x 12 3/4	1353119	1443619	0604048	0514522	OBD	OBD	OBD
	AR4	<a href="#">4W x 2H</a>	43 3/8 x 12 3/4	1353120	1443620	0604049	0514523	OBD	OBD	OBD
	AR45	<a href="#">4W x 2H</a>	48 3/16 x 12 3/4	1353121	1443621	0604050	0514524	OBD	OBD	OBD
	AR5	<a href="#">5W x 2H</a>	55 1/4 x 12 3/4	1353122	1443622	0604051	0514525	OBD	OBD	OBD
	AR55	<a href="#">5W x 2H</a>	60 3/16 x 12 3/4	1353123	1443623	0604052	0514526	OBD	OBD	OBD
	AR6	<a href="#">6W x 2H</a>	67 1/4 x 12 3/4	1353124	1443624	0604053	0514527	OBD	OBD	OBD

# Perma-Shield® Improved/E-Z Awning Windows (1999 to Present)

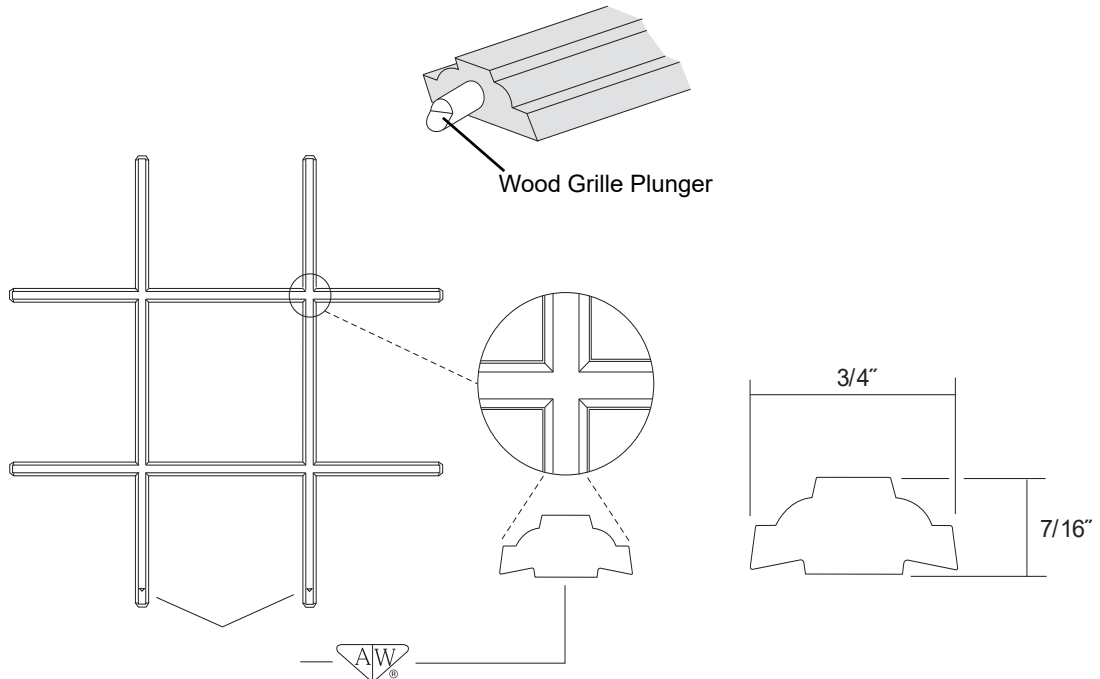
Standard, Picture, and Transom Windows

## Grilles

### Interior Grille - Standard Window / Colonial / 3/4" Wood / Prefinished Interior

**Note:**

Size stamped on exterior on right leg (center leg if one) as viewed from exterior. See [Accessory Guide 0005285](#).



Perma -Shield® Improved E-Z Awning Grilles - Standard Window / Colonial / 3/4" Wood

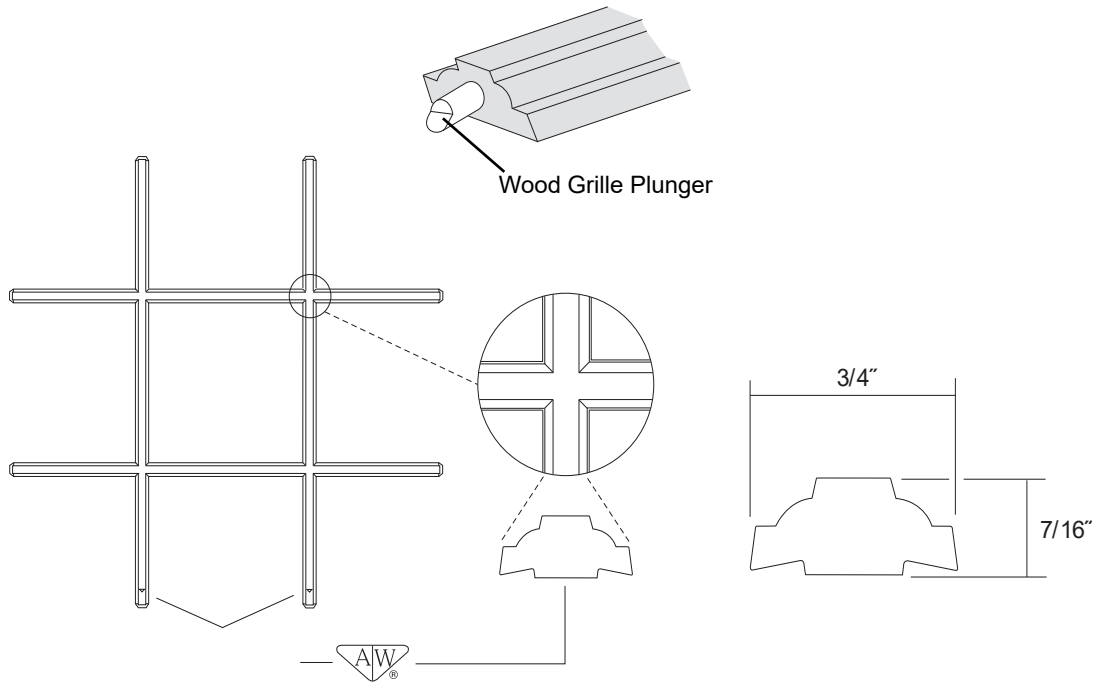
			Color/Finish													
			Exterior													
			White	Terra-tone®	Sand-tone	Forest Green	Canvas	Dark Bronze	Black							
Unit No.			Lite Pattern			Dimensions (w x h)			Interior							
									White	Terra-tone®	Sand-tone	Forest Green	Canvas	Dark Bronze	Black	
<b>AN</b>	AN2	<a href="#">2W x 2H</a>	19 1/2 x 16 1/4	1353109	1443609	0604038	0514510	OBD	OBD	OBD						
	AN25	<a href="#">2W x 2H</a>	23 3/4 x 16 1/4	1344424	1445150	0603570	0514511	OBD	OBD	OBD						
	AN28	<a href="#">3W x 2H</a>	26 7/8 x 16 1/4	1510451	OBD	OBD	OBD	OBD	OBD	OBD						
	AN3	<a href="#">3W x 2H</a>	31 5/16 x 16 1/4	1353110	1443610	0604039	0514512	OBD	OBD	OBD						
	AN35	<a href="#">3W x 2H</a>	36 3/16 x 16 1/4	1353111	1443611	0604040	0514513	OBD	OBD	OBD						
	AN4	<a href="#">4W x 2H</a>	43 3/8 x 16 1/4	1353112	1443612	0604041	0514514	OBD	OBD	OBD						
	AN45	<a href="#">4W x 2H</a>	48 3/16 x 16 1/4	1353113	1443613	0604042	0514515	OBD	OBD	OBD						
	AN5	<a href="#">5W x 2H</a>	55 1/4 x 16 1/4	1353114	1443614	0604043	0514516	OBD	OBD	OBD						
	AN55	<a href="#">5W x 2H</a>	60 3/16 x 16 1/4	1353115	1443615	0604044	0514517	OBD	OBD	OBD						
	AN6	<a href="#">6W x 2H</a>	67 1/4 x 16 1/4	1353116	1443616	0604045	0514518	OBD	OBD	OBD						

## Grilles

### Interior Grille - Standard Window / Colonial / 3/4" Wood / Prefinished Interior

**Note:**

Size stamped on exterior on right leg (center leg if one) as viewed from exterior. See [Accessory Guide 0005285](#).



### Perma-Shield® Improved E-Z Awning Grilles - Standard Window / Colonial / 3/4" Wood

Unit No.	Lite Pattern	Dimensions (w x h)	Color/Finish							
			Exterior							
			White	Terra-tone®	Sand-tone	Forest Green	Canvas	Dark Bronze	Black	
Interior										
White	Terra-tone®	Sand-tone	Forest Green	Canvas	Dark Bronze	Black				
<b>A</b>	A2	<a href="#">2W x 2H</a>	19 1/2 x 19 7/8	1353101	1443601	0604030	0514501	OBD	OBD	OBD
	A25	<a href="#">2W x 2H</a>	23 3/4 x 19 7/8	1344425	1445151	0603571	0514502	OBD	OBD	OBD
	A28	<a href="#">3W x 2H</a>	26 7/8 x 19 7/8	1510452	OBD	OBD	OBD	OBD	OBD	OBD
	A3	<a href="#">3W x 2H</a>	31 5/16 x 19 7/8	1353102	1443602	0604031	0514503	OBD	OBD	OBD
	A35	<a href="#">3W x 2H</a>	36 3/16 x 19 7/8	1353103	1443603	0604032	0514504	OBD	OBD	OBD
	A4	<a href="#">4W x 2H</a>	43 3/8 x 19 7/8	1353104	1443604	0604033	0514505	OBD	OBD	OBD
	A45	<a href="#">4W x 2H</a>	48 3/16 x 19 7/8	1353105	1443605	0604034	0514506	OBD	OBD	OBD
	A5	<a href="#">5W x 2H</a>	55 1/4 x 19 7/8	1353106	1443606	0604035	0514507	OBD	OBD	OBD
	A55	<a href="#">5W x 2H</a>	60 3/16 x 19 7/8	1353107	1443607	0604036	0514508	OBD	OBD	OBD
	A6	<a href="#">6W x 2H</a>	67 1/4 x 19 7/8	1353108	1443608	0604037	0514509	OBD	OBD	OBD
	A335	<a href="#">3W x 3H</a>	31 5/16 x 36 1/2	1505641	2105941	0604070	0514578	OBD	OBD	OBD
	A3535	<a href="#">3W x 3H</a>	36 3/16 x 36 1/2	OBD	OBD	OBD	OBD	OBD	OBD	OBD



# Perma-Shield® Improved/E-Z Awning Windows (1999 to Present)

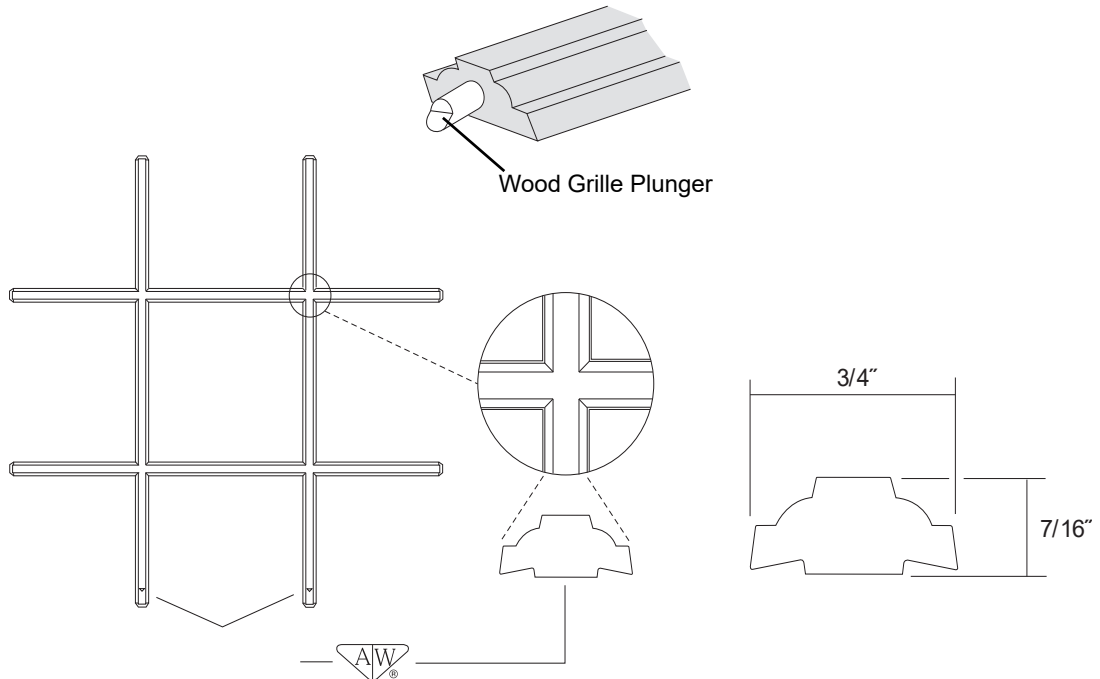
Standard, Picture, and Transom Windows

## Grilles

### Interior Grille - Standard Window / Colonial / 3/4" Wood / Prefinished Interior

**Note:**

Size stamped on exterior on right leg (center leg if one) as viewed from exterior. See [Accessory Guide 0005285](#).



Perma -Shield® Improved E-Z Awning Grilles - Standard Window / Colonial / 3/4" Wood

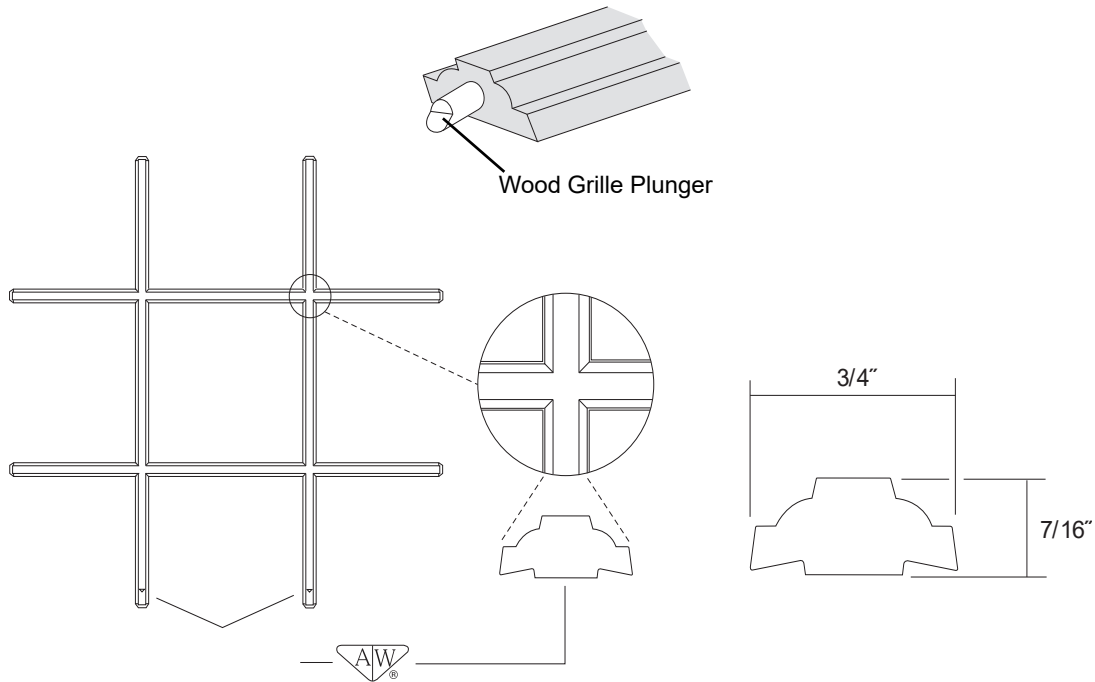
Unit No.	Lite Pattern	Dimensions (w x h)	Color/Finish							
			Exterior							
			White	Terra-tone®	Sand-tone	Forest Green	Canvas	Dark Bronze	Black	
Interior										
White	Terra-tone®	Sand-tone	Forest Green	Canvas	Dark Bronze	Black				
<b>AW</b>	AW2	<a href="#">2W x 2H</a>	19 1/2 x 24 1/8	1353125	1443625	0604054	0514528	OBD	OBD	OBD
	AW25	<a href="#">2W x 2H</a>	23 3/4 x 24 1/8	1344426	1445152	0603572	0514529	OBD	OBD	OBD
	AW3	<a href="#">3W x 2H</a>	31 5/16 x 24 1/8	1353126	1443626	0604055	0514530	OBD	OBD	OBD
	AW35	<a href="#">3W x 2H</a>	36 3/16 x 24 1/8	1353127	1443627	0604056	0514531	OBD	OBD	OBD
	AW4	<a href="#">3W x 2H</a>	43 3/8 x 24 1/8	1353128	1443628	0604057	0514532	OBD	OBD	OBD
	AW45	<a href="#">4W x 2H</a>	48 3/16 x 24 1/8	1353129	1443629	0604058	0514533	OBD	OBD	OBD
	AW5	<a href="#">4W x 2H</a>	55 1/4 x 24 1/8	1353130	1443630	0604059	0514534	OBD	OBD	OBD
	AW55	<a href="#">5W x 2H</a>	60 3/16 x 24 1/8	1353131	1443631	0604060	0514535	OBD	OBD	OBD
	AW6	<a href="#">5W x 2H</a>	67 1/4 x 24 1/8	1353132	1443632	0604061	0514536	OBD	OBD	OBD
	AX28	3W x 3H	26 7/8 x 27 1/4	1510454	OBD	OBD	OBD	OBD	OBD	OBD

## Grilles

### Interior Grille - Standard Window / Colonial / 3/4" Wood / Prefinished Interior

**Note:**

Size stamped on exterior on right leg (center leg if one) as viewed from exterior. See [Accessory Guide 0005285](#).



### Perma -Shield® Improved E-Z Awning Grilles - Standard Window / Colonial / 3/4" Wood

Unit No.	Lite Pattern	Dimensions (w x h)	Color/Finish							
			Exterior							
			White	Terra-tone®	Sand-tone	Forest Green	Canvas	Dark Bronze	Black	
			Interior							
			White	Terra-tone®	Sand-tone	Forest Green	Canvas	Dark Bronze	Black	
<b>AXW</b>	AXW28	<a href="#">3W x 3H</a>	26 7/8 x 31 11/16	1510455	OBD	OBD	OBD	OBD	OBD	OBD
	AXW3	<a href="#">3W x 3H</a>	31 5/16 x 31 11/16	1344427	1445153	0603573	0514537	OBD	OBD	OBD
	AXW35	<a href="#">3W x 3H</a>	36 3/16 x 31 11/16	1344428	1445154	0603574	0514538	OBD	OBD	OBD
	AXW4	<a href="#">4W x 3H</a>	43 3/8 x 31 11/16	1344429	1445155	0603575	0514539	OBD	OBD	OBD
	AXW45	<a href="#">4W x 3H</a>	48 3/16 x 31 11/16	1344430	1445156	0603576	0514540	OBD	OBD	OBD
	AXW5	<a href="#">5W x 3H</a>	55 1/4 x 31 11/16	1344431	1445157	0603577	0514541	OBD	OBD	OBD
	AXW55	<a href="#">5W x 3H</a>	60 3/16 x 31 11/16	1344432	1445158	0603578	0514542	OBD	OBD	OBD
	AXW6	<a href="#">5W x 3H</a>	67 1/4 x 31 11/16	1344433	1445159	0603579	0514543	OBD	OBD	OBD

# Perma-Shield® Improved/E-Z Awning Windows (1999 to Present)

Standard, Picture, and Transom Windows

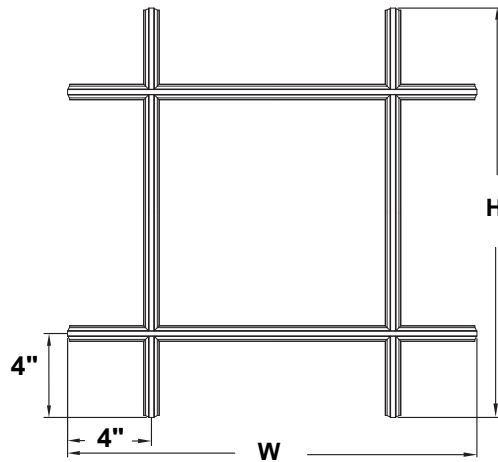
## Grilles

### Interior Grilles - Standard Windows / Prairie A / 3/4" Wood / Natural Interior

#### Interior Grille - Standard Window / Prairie A / 3/4" Wood / Natural Wood Interior

**Note:**

Size stamped on exterior on right leg (center leg if one) as viewed from exterior. See [Accessory Guide 0005285](#).



#### Perma -Shield® Improved E-Z Awning Grilles - Standard Window / Prairie A / 3/4" Wood

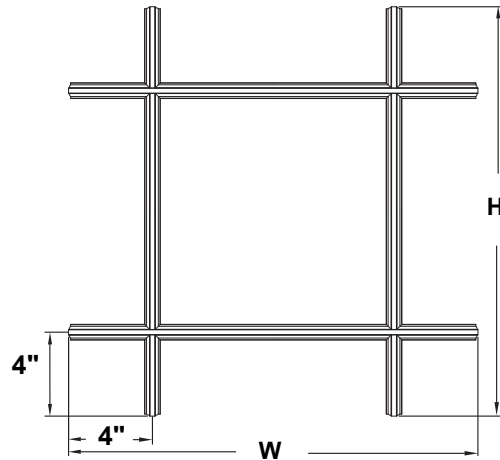
Unit No.	Lite Pattern	Dimensions (w x h)	Color/Species						
			Exterior						
			White	Terra- tone®	Sand- tone	Forest Green	Canvas	Dark Bronze	Black
			Maple Interior						
AR	AR2	19 1/2 x 12 3/4	1344887	1443491	0621312	0519091	9134678	9134721	9134635
	AR25	23 3/4 x 12 3/4	1344888	1443492	0621313	0519092	9134679	9134722	9134636
	AR3	31 5/16 x 12 3/4	1344889	1443493	0621314	0519093	9134680	9134723	9134637
	AR35	36 3/16 x 12 3/4	1344890	1443494	0621315	0519094	9134681	9134724	9134638
	AR4	43 3/8 x 12 3/4	1344891	1443495	0621316	0519095	9134682	9134725	9134639
	AR45	48 3/16 x 12 3/4	1344892	1443496	0621317	0519096	9134683	9134726	9134640
	AR5	55 1/4 x 12 3/4	1344893	1443497	0621318	0519097	9134684	9134727	9134641
	AR55	60 3/16 x 12 3/4	1344894	1443498	0621319	0519098	9134685	9134728	9134642
	AR6	67 1/4 x 12 3/4	1344895	1443499	0621320	0519099	9134686	9134729	9134643
AN	AN2	19 1/2 x 16 1/4	1344878	1443482	0621303	0519082	9134669	9134712	9134626
	AN25	23 3/4 x 16 1/4	1344879	1443483	0621304	0519083	9134670	9134713	9134627
	AN3	31 5/16 x 16 1/4	1344880	1443484	0621305	0519084	9134671	9134714	9134628
	AN35	36 3/16 x 16 1/4	1344881	1443485	0621306	0519085	9134672	9134715	9134629
	AN4	43 3/8 x 16 1/4	1344882	1443486	0621307	0519086	9134673	9134716	9134630
	AN45	48 3/16 x 16 1/4	1344883	1443487	0621308	0519087	9134674	9134717	9134631
	AN5	55 1/4 x 16 1/4	1344884	1443488	0621309	0519088	9134675	9134718	9134632
	AN55	60 3/16 x 16 1/4	1344885	1443489	0621310	0519089	9134676	9134719	9134633
	AN6	67 1/4 x 16 1/4	1344886	1443490	0621311	0519090	9134677	9134720	9134634

## Grilles

### Interior Grille - Standard Window / Prairie A / 3/4" Wood / Natural Wood Interior

**Note:**

Size stamped on exterior on right leg (center leg if one) as viewed from exterior. See [Accessory Guide 0005285](#).



### Perma -Shield® Improved E-Z Awning Grilles - Standard Window / Prairie A / 3/4" Wood

Unit No.	Lite Pattern	Dimensions (w x h)	Color/Species						
			Exterior						
			White	Terra-tone®	Sand-tone	Forest Green	Canvas	Dark Bronze	Black
			Maple Interior						
<b>A</b>	A2	19 1/2 × 19 7/8	1344869	1443473	0621293	0519073	9134660	9134703	9134617
	A25	23 3/4 × 19 7/8	1344870	1443474	0621294	0519074	9134661	9134704	9134618
	A3	31 5/16 × 19 7/8	1344871	1443475	0621295	0519075	9134662	9134705	9134619
	A35	36 3/16 × 19 7/8	1344872	1443476	0621296	0519076	9134663	9134706	9134620
	A4	43 3/8 × 19 7/8	1344873	1443477	0621297	0519077	9134664	9134707	9134621
	A45	48 3/16 × 19 7/8	1344874	1443478	0621298	0519078	9134665	9134708	9134622
	A5	55 1/4 × 19 7/8	1344875	1443479	0621299	0519079	9134666	9134709	9134623
	A55	60 3/16 × 19 7/8	1344876	1443480	0621301	0519080	9134667	9134710	9134624
	A6	67 1/4 × 19 7/8	1344877	1443481	0621302	0519081	9134668	9134711	9134625
<b>AW</b>	AW2	19 1/2 × 24 1/8	1344896	1443501	0621321	0519101	9134687	9134730	9134644
	AW25	23 3/4 × 24 1/8	1344897	1443502	0621322	0519102	9134688	9134731	9134645
	AW3	31 5/16 × 24 1/8	1344898	1443503	0621323	0519103	9134689	9134732	9134646
	AW35	36 3/16 × 24 1/8	1344899	1443504	0621324	0519104	9134690	9134733	9134647
	AW4	43 3/8 × 24 1/8	1344901	1443505	0621325	0519105	9134691	9134734	9134648
	AW45	48 3/16 × 24 1/8	1344902	1443506	0621326	0519106	9134692	9134735	9134649
	AW5	55 1/4 × 24 1/8	1344903	1443507	0621327	0519107	9134693	9134736	9134650
	AW55	60 3/16 × 24 1/8	1344904	1443508	0621328	0519108	9134694	9134737	9134651
	AW6	67 1/4 × 24 1/8	1344905	1443509	0621329	0519109	9134695	9134738	9134652

# Perma-Shield® Improved/E-Z Awning Windows (1999 to Present)

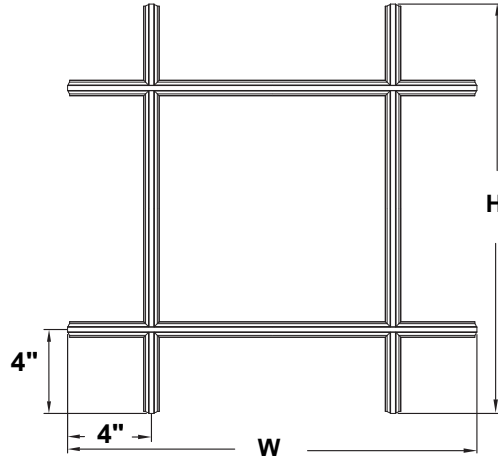
Standard, Picture, and Transom Windows

## Grilles

### Interior Grille - Standard Window / Prairie A / 3/4" Wood / Natural Wood Interior

**Note:**

Size stamped on exterior on right leg (center leg if one) as viewed from exterior. See [Accessory Guide 0005285](#).



### Perma -Shield® Improved E-Z Awning Grilles - Standard Window / Prairie A / 3/4" Wood

Unit No.	Lite Pattern	Dimensions (w x h)	Color/Species							
			Exterior							
			White	Terra-tone®	Sand-tone	Forest Green	Canvas	Dark Bronze	Black	
			Maple Interior							
<b>AXW</b>	AXW3		31 5/16 x 31 11/16	1344906	1443510	0621330	0519110	9134696	9134739	9134653
	AXW35		36 3/16 x 31 11/16	1344907	1443511	0621331	0519111	9134697	9134740	9134654
	AXW4		43 3/8 x 31 11/16	1344908	1443512	0621332	0519112	9134698	9134741	9134655
	AXW45		48 3/16 x 31 11/16	1344909	1443513	0621333	0519113	9134699	9134742	9134656
	AXW5		55 1/4 x 31 11/16	1344910	1443514	0621334	0519114	9134700	9134743	9134657
	AXW55		60 3/16 x 31 11/16	1344911	1443515	0621335	0519115	9134701	9134744	9134658
	AXW6		67 1/4 x 31 11/16	1344912	1443516	0621336	0519116	9134702	9134745	9134659

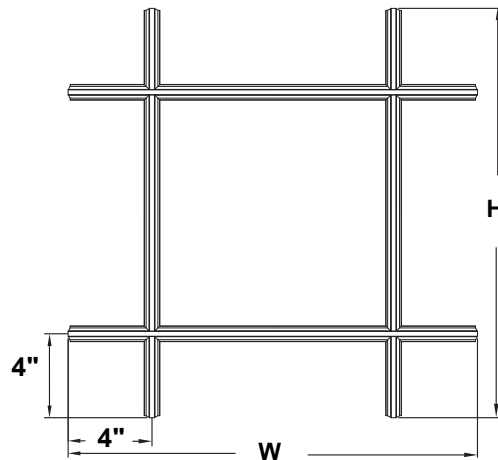
## Grilles

### Interior Grilles - Standard Windows / Prairie A / 3/4" Wood / Prefinished Interior

#### Interior Grille - Standard Window / Prairie A / 3/4" Wood / Prefinished Interior

**Note:**

Size stamped on exterior on right leg (center leg if one) as viewed from exterior. See [Accessory Guide 0005285](#).



#### Perma-Shield® Improved E-Z Awning Grilles - Standard Window / Prairie A / 3/4" Wood

Unit No.	Lite Pattern	Dimensions (w x h)	Color/Finish						
			Exterior						
			White	Terra-tone	Sand-tone	Forest Green	Canvas	Dark Bronze	Black
			Interior						
			White	Terra-tone	Sand-tone	Forest Green	Canvas	Dark Bronze	Black
AR	AR2	19 1/2 x 12 3/4	1344819	1443423	0621243	OBD	OBD	OBD	OBD
	AR25	23 3/4 x 12 3/4	1344820	1443424	0621244	OBD	OBD	OBD	OBD
	AR3	31 5/16 x 12 3/4	1344821	1443425	0621245	OBD	OBD	OBD	OBD
	AR35	36 3/16 x 12 3/4	1344822	1443426	0621246	OBD	OBD	OBD	OBD
	AR4	43 3/8 x 12 3/4	1344823	1443427	0621247	OBD	OBD	OBD	OBD
	AR45	48 3/16 x 12 3/4	1344824	1443428	0621248	OBD	OBD	OBD	OBD
	AR5	55 1/4 x 12 3/4	1344825	1443429	0621249	OBD	OBD	OBD	OBD
	AR55	60 3/16 x 12 3/4	1344826	1443430	0621250	OBD	OBD	OBD	OBD
	AR6	67 1/4 x 12 3/4	1344827	1443431	0621251	OBD	OBD	OBD	OBD
AN	AN2	19 1/2 x 16 1/4	1344810	1443414	0621234	OBD	OBD	OBD	OBD
	AN25	23 3/4 x 16 1/4	1344811	1443415	0621235	OBD	OBD	OBD	OBD
	AN3	31 5/16 x 16 1/4	1344812	1443416	0621236	OBD	OBD	OBD	OBD
	AN35	36 3/16 x 16 1/4	1344813	1443417	0621237	OBD	OBD	OBD	OBD
	AN4	43 3/8 x 16 1/4	1344814	1443418	0621238	OBD	OBD	OBD	OBD
	AN45	48 3/16 x 16 1/4	1344815	1443419	0621239	OBD	OBD	OBD	OBD
	AN5	55 1/4 x 16 1/4	1344816	1443420	0621240	OBD	OBD	OBD	OBD
	AN55	60 3/16 x 16 1/4	1344817	1443421	0621241	OBD	OBD	OBD	OBD
	AN6	67 1/4 x 16 1/4	1344818	1443422	0621242	OBD	OBD	OBD	OBD

# Perma-Shield® Improved/E-Z Awning Windows (1999 to Present)

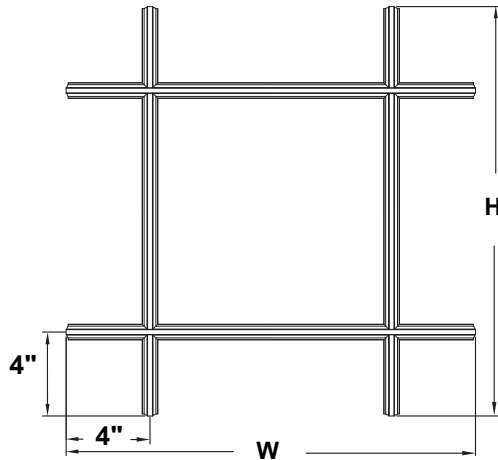
Standard, Picture, and Transom Windows

## Grilles

### Interior Grille - Standard Window / Prairie A / 3/4" Wood / Prefinished Interior

**Note:**

Size stamped on exterior on right leg (center leg if one) as viewed from exterior. See [Accessory Guide 0005285](#).



### Perma -Shield® Improved E-Z Awning Grilles - Standard Window / Prairie A / 3/4" Wood

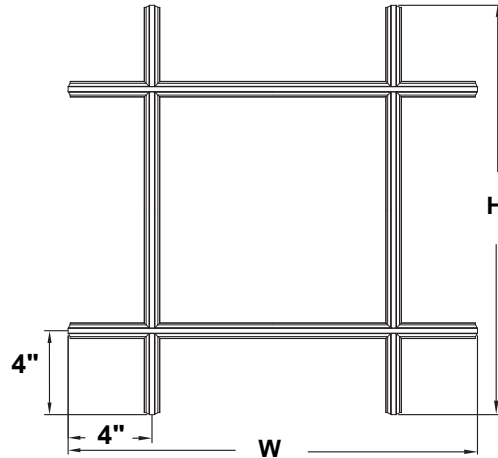
Unit No.	Lite Pattern	Dimensions (w x h)	Color/Finish							
			Exterior							
			White	Terra-tone	Sand-tone	Forest Green	Canvas	Dark Bronze	Black	
			Interior							
			White	Terra-tone	Sand-tone	Forest Green	Canvas	Dark Bronze	Black	
<b>A</b>	A2	19 1/2 × 19 7/8	1344801	1443405	0621225	OBD	OBD	OBD	OBD	
	A25	23 3/4 × 19 7/8	1344802	1443406	0621226	OBD	OBD	OBD	OBD	
	A3	31 5/16 × 19 7/8	1344803	1443407	0621227	OBD	OBD	OBD	OBD	
	A35	36 3/16 × 19 7/8	1344804	1443408	0621228	OBD	OBD	OBD	OBD	
	A4	43 3/8 × 19 7/8	1344805	1443409	0621229	OBD	OBD	OBD	OBD	
	A45	48 3/16 × 19 7/8	1344806	1443410	0621230	OBD	OBD	OBD	OBD	
	A5	55 1/4 × 19 7/8	1344807	1443411	0621231	OBD	OBD	OBD	OBD	
	A55	60 3/16 × 19 7/8	1344808	1443412	0621232	OBD	OBD	OBD	OBD	
	A6	67 1/4 × 19 7/8	1344809	1443413	0621233	OBD	OBD	OBD	OBD	
<b>AW</b>	AW2	19 1/2 × 24 1/8	1344828	1443432	0621252	OBD	OBD	OBD	OBD	
	AW25	23 3/4 × 24 1/8	1344829	1443433	0621253	OBD	OBD	OBD	OBD	
	AW3	31 5/16 × 24 1/8	1344830	1443434	0621254	OBD	OBD	OBD	OBD	
	AW35	36 3/16 × 24 1/8	1344831	1443435	0621255	OBD	OBD	OBD	OBD	
	AW4	43 3/8 × 24 1/8	1344832	1443436	0621256	OBD	OBD	OBD	OBD	
	AW45	48 3/16 × 24 1/8	1344833	1443437	0621257	OBD	OBD	OBD	OBD	
	AW5	55 1/4 × 24 1/8	1344834	1443438	0621258	OBD	OBD	OBD	OBD	
	AW55	60 3/16 × 24 1/8	1344835	1443439	0621259	OBD	OBD	OBD	OBD	
	AW6	67 1/4 × 24 1/8	1344836	1443440	0621260	OBD	OBD	OBD	OBD	

## Grilles

### Interior Grille - Standard Window / Prairie A / 3/4" Wood / Prefinished Interior

**Note:**

Size stamped on exterior on right leg (center leg if one) as viewed from exterior. See [Accessory Guide 0005285](#).



### Perma -Shield® Improved E-Z Awning Grilles - Standard Window / Prairie A / 3/4" Wood

Unit No.	Lite Pattern	Dimensions (w x h)	Color/Finish						
			Exterior						
			White	Terra-tone	Sand-tone	Forest Green	Canvas	Dark Bronze	Black
			Interior						
			White	Terra-tone	Sand-tone	Forest Green	Canvas	Dark Bronze	Black
<b>AXW</b>	AXW3	31 <sup>5</sup> / <sub>16</sub> × 31 <sup>11</sup> / <sub>16</sub>	1344837	1443441	0621261	OBD	OBD	OBD	OBD
	AXW35	36 <sup>3</sup> / <sub>16</sub> × 31 <sup>11</sup> / <sub>16</sub>	1344838	1443442	0621262	OBD	OBD	OBD	OBD
	AXW4	43 <sup>3</sup> / <sub>8</sub> × 31 <sup>11</sup> / <sub>16</sub>	1344839	1443443	0621263	OBD	OBD	OBD	OBD
	AXW45	48 <sup>3</sup> / <sub>16</sub> × 31 <sup>11</sup> / <sub>16</sub>	1344840	1443444	0621264	OBD	OBD	OBD	OBD
	AXW5	55 <sup>1</sup> / <sub>4</sub> × 31 <sup>11</sup> / <sub>16</sub>	1344841	1443445	0621265	OBD	OBD	OBD	OBD
	AXW55	60 <sup>3</sup> / <sub>16</sub> × 31 <sup>11</sup> / <sub>16</sub>	1344842	1443446	0621266	OBD	OBD	OBD	OBD
	AXW6	67 <sup>1</sup> / <sub>4</sub> × 31 <sup>11</sup> / <sub>16</sub>	1344843	1443447	0621267	OBD	OBD	OBD	OBD



# Perma-Shield® Improved/E-Z Awning Windows (1999 to Present)

Standard, Picture, and Transom Windows

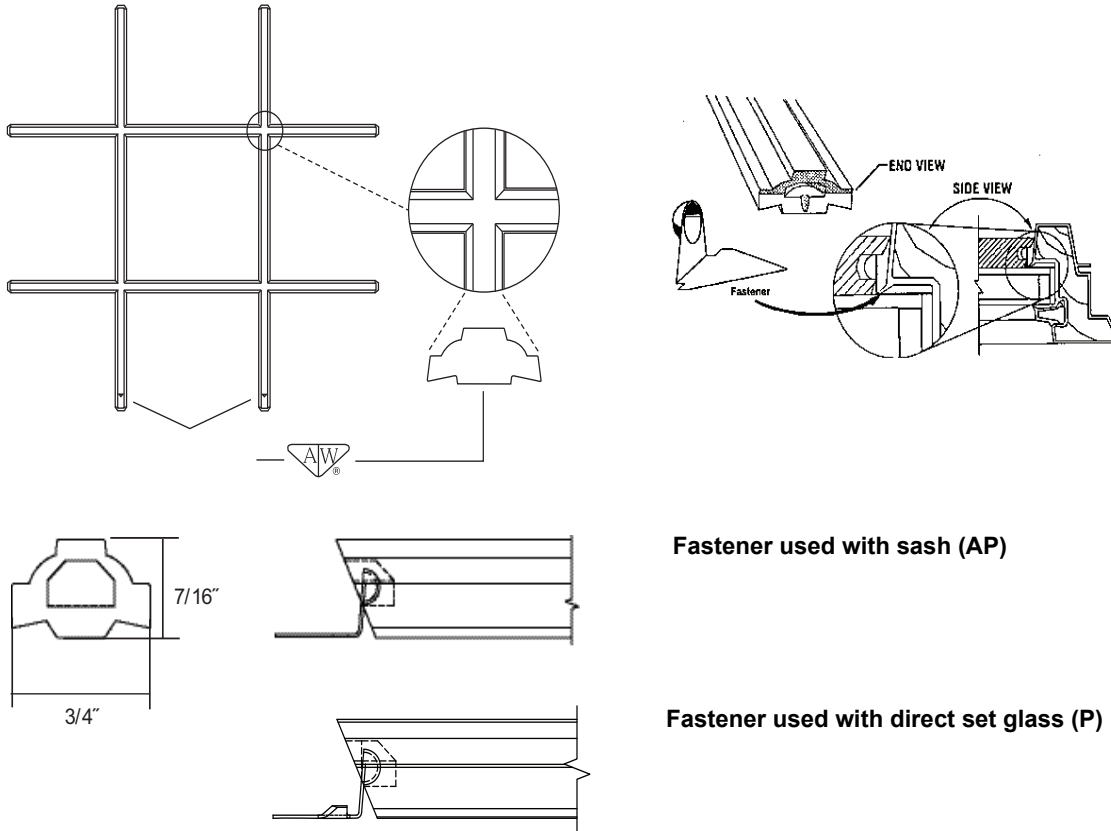
## Grilles

### Interior Grilles - Picture Windows / Colonial / 3/4" Wood / Natural Interior

**Note:**

Fasteners are unique for sash and direct set glass.

### Interior Grille - Picture Window / Colonial / 3/4" Wood / Natural Wood Interior



Fastener used with sash (AP)

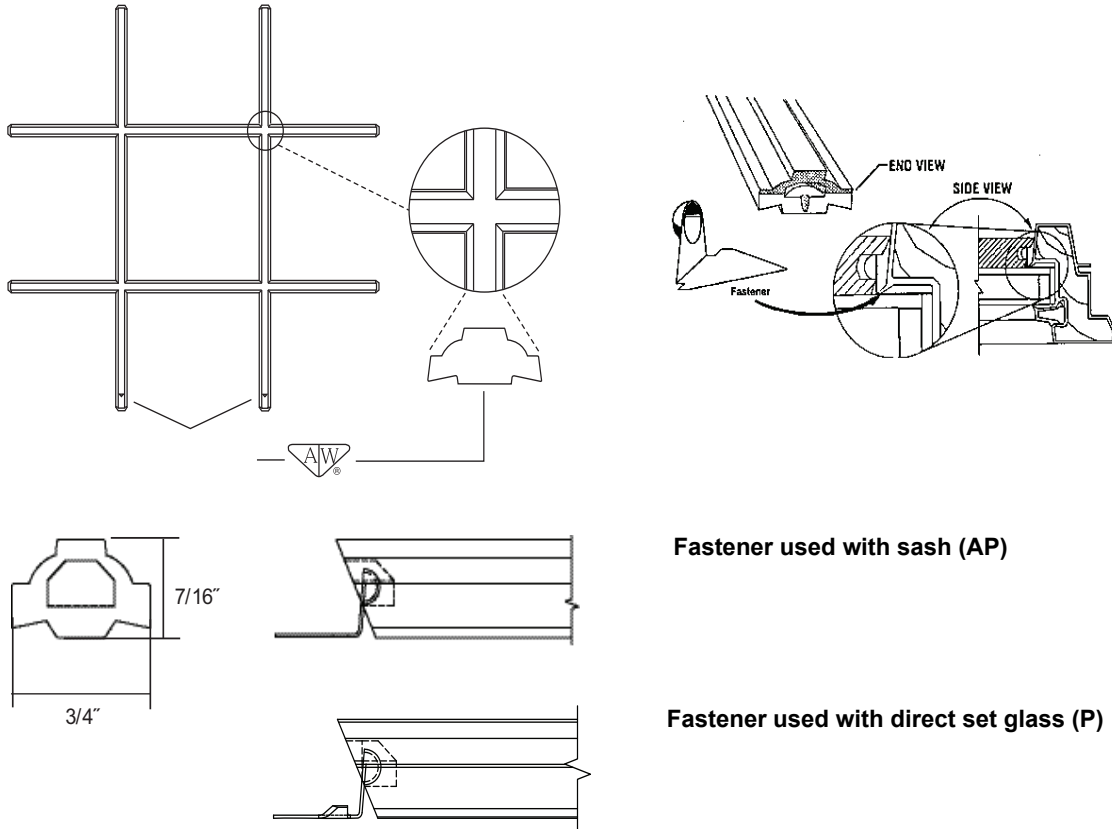
Fastener used with direct set glass (P)

### Perma -Shield® Improved/E-Z Awning Grilles - Picture Window / Colonial / 3/4" Wood

Unit No.	Lite Pattern	Dimensions (w x h)	Color/Species						
			Exterior						
			White	Terra- tone	Sand- tone	Forest Green	Canvas	Dark Bronze	Black
Maple Interior									
A335	3W x 3H	31 5/16 × 36 1/2	1505640	2105940	0603835	0519043	9134760	9134819	9134878
AP32V	3W x 4H	31 5/16 × 43 21/32	1344504	1445304	0603708	0519001	9134530	9134559	9134588
AP352	3W x 4H	31 1/16 × 43 21/32	1344506	1445306	0603710	0519002	9134531	9134560	9134589
AP42V	4W x 4H	43 1/4 × 43 21/32	1344508	1445308	0603712	0519003	9134532	9134561	9134590

## Grilles

### Interior Grille - Picture Window / Colonial / 3/4" Wood / Natural Wood Interior



Fastener used with sash (AP)

Fastener used with direct set glass (P)

### Perma -Shield® Improved/E-Z Awning Grilles - Picture Window / Colonial / 3/4" Wood

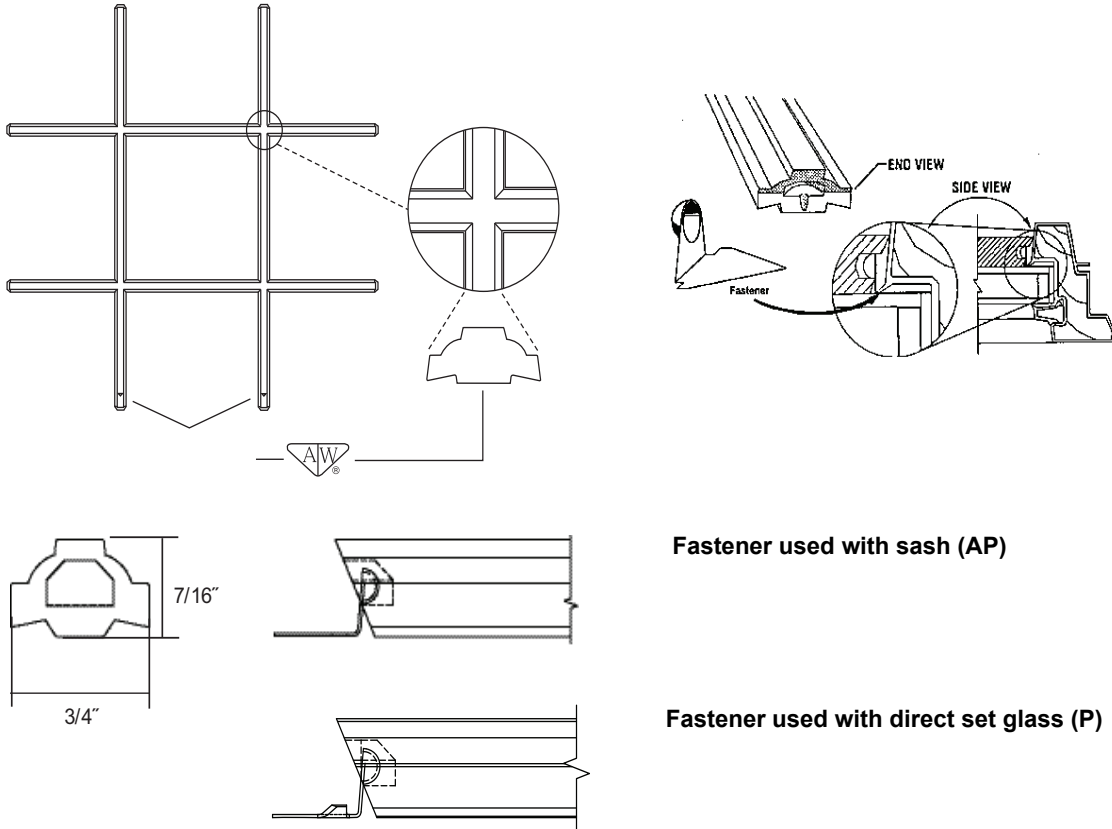
Unit No.	Lite Pattern	Dimensions (w x h)	Color/Species						
			Exterior						
			White	Terra-tone	Sand-tone	Forest Green	Canvas	Dark Bronze	Black
			Maple Interior						
P3030	3W x 3H	31 1/4 x 31 1/4	1344568	1445368	0603735	0519048	9134533	9134562	9134591
P3035	3W x 3H	31 1/4 x 36 1/8	1344569	1445369	0603736	0519049	9134534	9134563	9134592
P3040	3W x 4H	31 1/4 x 43 5/16	1344570	1445370	0603737	0519050	9134535	9134564	9134593
P3045	3W x 4H	31 1/4 x 48 1/8	1344571	1445371	0603738	0519051	9134536	9134565	9134594
P3050	3W x 5H	31 1/4 x 55 3/16	1344572	1445372	0603739	0519052	9134537	9134566	9134595
P3055	3W x 5H	31 1/4 x 60 1/8	1344573	1445373	0603740	0519053	9134538	9134567	9134596
P3060	3W x 6H	31 1/4 x 67 3/16	1344574	1445374	0603741	0519054	9134539	9134568	9134597
P3530	3W x 3H	36 1/8 x 31 1/4	1344569	1445369	0603736	0519049	9134534	9134563	9134592
P3535	3W x 3H	36 1/8 x 36 1/8	1344575	1445375	0603742	0519055	9134540	9134569	9134598
P3540	3W x 4H	36 1/8 x 43 5/16	1344576	1445376	0603743	0519056	9134541	9134570	9134599
P3545	3W x 4H	36 1/8 x 48 1/8	1344577	1445377	0603744	0519057	9134542	9134571	9134600
P3550	3W x 5H	36 1/8 x 55 3/16	1344578	1445378	0603745	0519058	9134543	9134572	9134601

# Perma-Shield® Improved/E-Z Awning Windows (1999 to Present)

Standard, Picture, and Transom Windows

## Grilles

### Interior Grille - Picture Window / Colonial / 3/4" Wood / Natural Wood Interior



Fastener used with sash (AP)

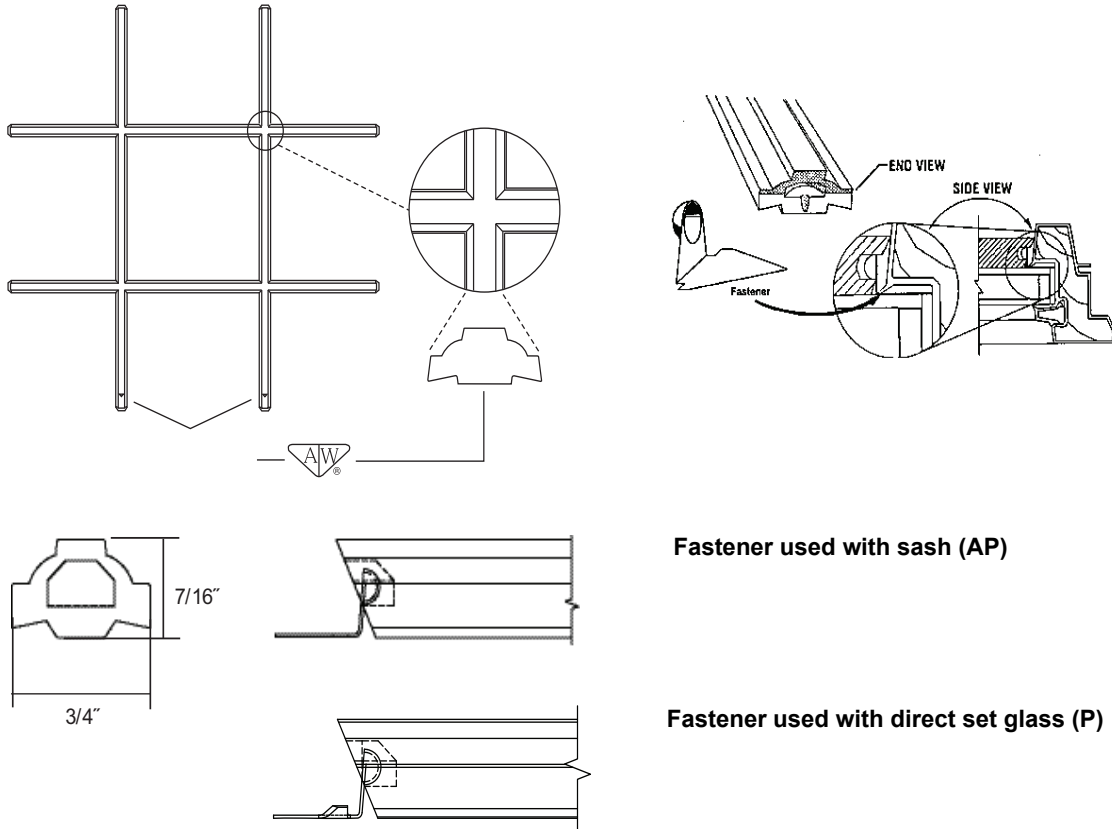
Fastener used with direct set glass (P)

### Perma -Shield® Improved/E-Z Awning Grilles - Picture Window / Colonial / 3/4" Wood

Unit No.	Lite Pattern	Dimensions (w x h)	Color/Species						
			Exterior						
			White	Terra-tone	Sand-tone	Forest Green	Canvas	Dark Bronze	Black
			Maple Interior						
P3555	3W x 5H	36 1/8 x 60 1/8	1344579	1445379	0603746	0519059	9134544	9134573	9134602
P3560	3W x 6H	36 1/8 x 67 3/16	1344580	1445380	0603747	0519060	9134545	9134574	9134603
P4030	4W x 3H	43 5/16 x 31 1/4	1344570	1445370	0603737	0519050	9134535	9134564	9134593
P4035	4W x 3H	43 5/16 x 36 1/8	1344576	1445376	0603743	0519056	9134541	9134570	9134599
P4040	4W x 4H	43 5/16 x 43 5/16	1344581	1445381	0603748	0519061	9134546	9134575	9134604
P4045	4W x 4H	43 5/16 x 48 1/8	1344582	1445382	0603749	0519062	9134547	9134576	9134605
P4050	4W x 5H	43 5/16 x 55 3/16	1344583	1445383	0603750	0519063	9134548	9134577	9134606
P4055	4W x 5H	43 5/16 x 60 1/8	1344584	1445384	0603751	0519064	9134549	9134578	9134607
P4060	4W x 6H	43 5/16 x 67 3/16	1344585	1445385	0603752	0519065	9134550	9134579	9134608
P4530	4W x 3H	48 1/8 x 31 1/4	1344571	1445371	0603738	0519051	9134536	9134565	9134594
P4535	4W x 3H	48 1/8 x 36 1/8	1344577	1445377	0603744	0519057	9134542	9134571	9134600
P4540	4W x 4H	48 1/8 x 43 5/16	1344582	1445382	0603749	0519062	9134547	9134576	9134605

## Grilles

### Interior Grille - Picture Window / Colonial / 3/4" Wood / Natural Wood Interior



Fastener used with sash (AP)

Fastener used with direct set glass (P)

### Perma -Shield® Improved/E-Z Awning Grilles - Picture Window / Colonial / 3/4" Wood

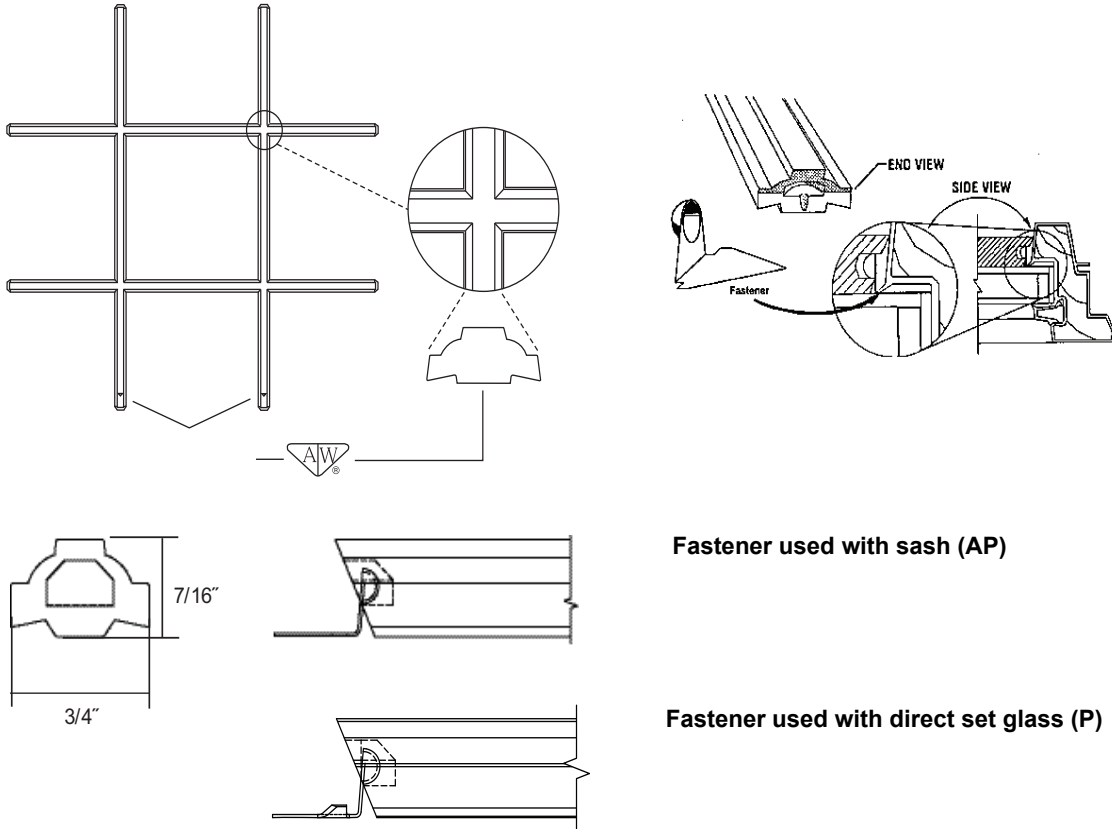
Unit No.	Lite Pattern	Dimensions (w x h)	Color/Species						
			Exterior						
			White	Terra-tone	Sand-tone	Forest Green	Canvas	Dark Bronze	Black
			Maple Interior						
P4545	4W x 4H	48 1/8 x 48 1/8	1344586	1445386	0603753	0519066	9134551	9134580	9134609
P4550	4W x 5H	48 1/8 x 55 3/16	1344587	1445387	0603754	0519067	9134552	9134581	9134610
P4555	4W x 5H	48 1/8 x 60 1/8	1344588	1445388	0603755	0519068	9134553	9134582	9134611
P4560	4W x 6H	48 1/8 x 67 3/16	1344589	1445389	0603756	0519069	9134554	9134583	9134612
P5030	5W x 3H	55 3/16 x 31 1/4	1344572	1445372	0603739	0519052	9134537	9134566	9134595
P5035	5W x 3H	55 3/16 x 36 1/8	1344578	1445378	0603745	0519058	9134543	9134572	9134601
P5040	5W x 4H	55 3/16 x 43 5/16	1344583	1445383	0603750	0519063	9134548	9134577	9134606
P5045	5W x 4H	55 3/16 x 48 1/8	1344587	1445387	0603754	0519067	9134552	9134581	9134610
P5050	5W x 5H	55 3/16 x 55 3/16	1344590	1445390	0603757	0519070	9134555	9134584	9134613
P5055	5W x 5H	55 3/16 x 60 1/8	1344591	1445391	0603758	0519071	9134556	9134585	9134614
P5060	5W x 6H	55 3/16 x 67 3/16	1344592	1445392	0603759	0519072	9134557	9134586	9134615
P5530	5W x 3H	60 1/8 x 31 1/4	1344573	1445373	0603740	0519053	9134538	9134567	9134596

# Perma-Shield® Improved/E-Z Awning Windows (1999 to Present)

Standard, Picture, and Transom Windows

## Grilles

### Interior Grille - Picture Window / Colonial / 3/4" Wood / Natural Wood Interior



Fastener used with sash (AP)

Fastener used with direct set glass (P)

### Perma-Shield® Improved/E-Z Awning Grilles - Picture Window / Colonial / 3/4" Wood

Unit No.	Lite Pattern	Dimensions (w x h)	Color/Species						
			Exterior						
			White	Terra-tone	Sand-tone	Forest Green	Canvas	Dark Bronze	Black
			Maple Interior						
P5535	5W x 3H	60 1/8 x 36 1/8	1344579	1445379	0603746	0519059	9134544	9134573	9134602
P5540	5W x 4H	60 1/8 x 43 5/16	1344584	1445384	0603751	0519064	9134549	9134578	9134607
P5545	5W x 4H	60 1/8 x 48 1/8	1344588	1445388	0603755	0519068	9134553	9134582	9134611
P5550	5W x 5H	60 1/8 x 55 3/16	1344591	1445391	0603758	0519071	9134556	9134585	9134614
P6030	6W x 3H	67 3/16 x 31 1/4	1344574	1445374	0603741	0519054	9134539	9134568	9134597
P6035	6W x 3H	67 3/16 x 36 1/8	1344580	1445380	0603747	0519060	9134545	9134574	9134603
P6040	6W x 4H	67 3/16 x 43 5/16	1344585	1445385	0603752	0519065	9134550	9134579	9134608
P6045	6W x 4H	67 3/16 x 48 1/8	1344589	1445389	0603756	0519069	9134554	9134583	9134612
P6050	6W x 5H	67 3/16 x 55 3/16	1344592	1445392	0603759	0519072	9134557	9134586	9134615

## Grilles

---

### Interior Grille - Picture Window / Colonial / 7/8" Wood / Natural Wood Interior

**Note:**

Except for Unit Nos. A335, AP32V, AP352, and AP42V, 7/8" wide profile natural wood interior grilles are available by special order.

### Interior Grille - Picture Window / Colonial / 1 1/8" Wood / Natural Wood Interior

**Note:**

Except for Unit Nos. A335, AP32V, AP352, and AP42V, 1 1/8" wide profile natural wood interior grilles are available by special order.

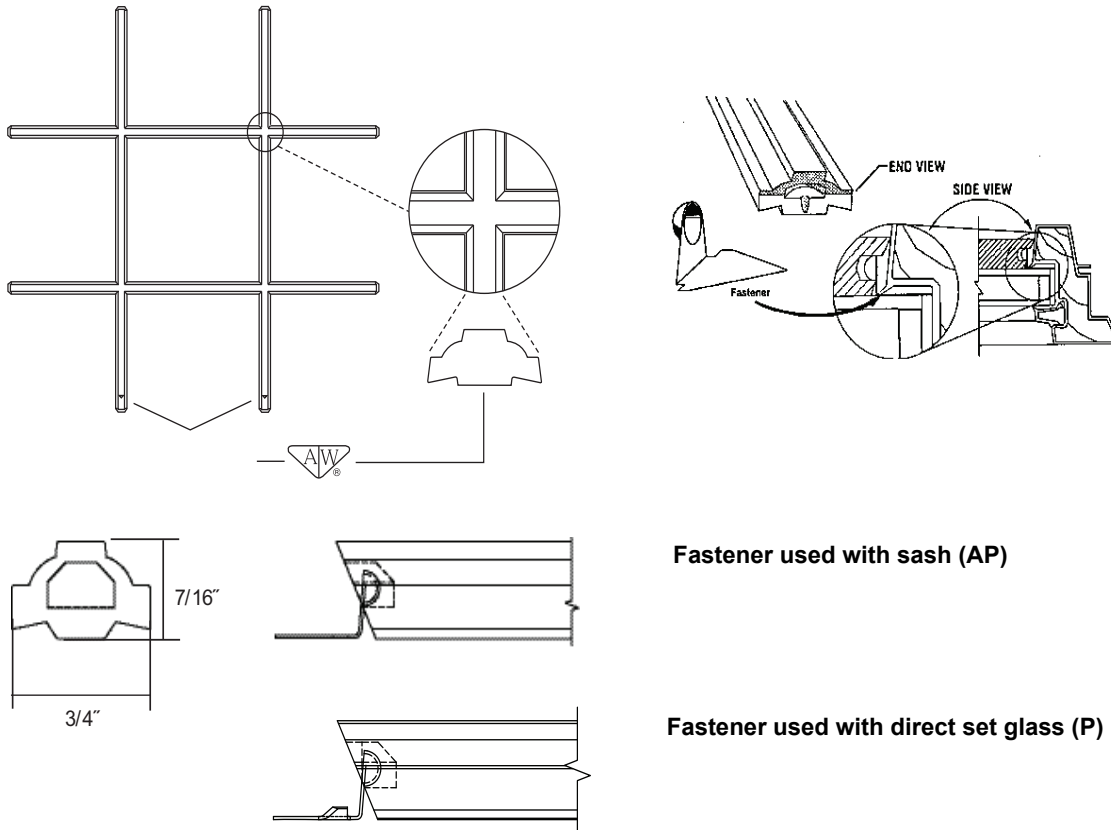
# Perma-Shield® Improved/E-Z Awning Windows (1999 to Present)

Standard, Picture, and Transom Windows

## Grilles

### Interior Grilles - Picture Windows / Colonial / 3/4" Wood / Prefinished Interior

#### Interior Grille - Picture Window / Colonial / 3/4" Wood / Prefinished Interior



Fastener used with sash (AP)

Fastener used with direct set glass (P)

#### Perma-Shield® Improved/E-Z Awning Grilles - Picture Window / Colonial / 3/4" Wood

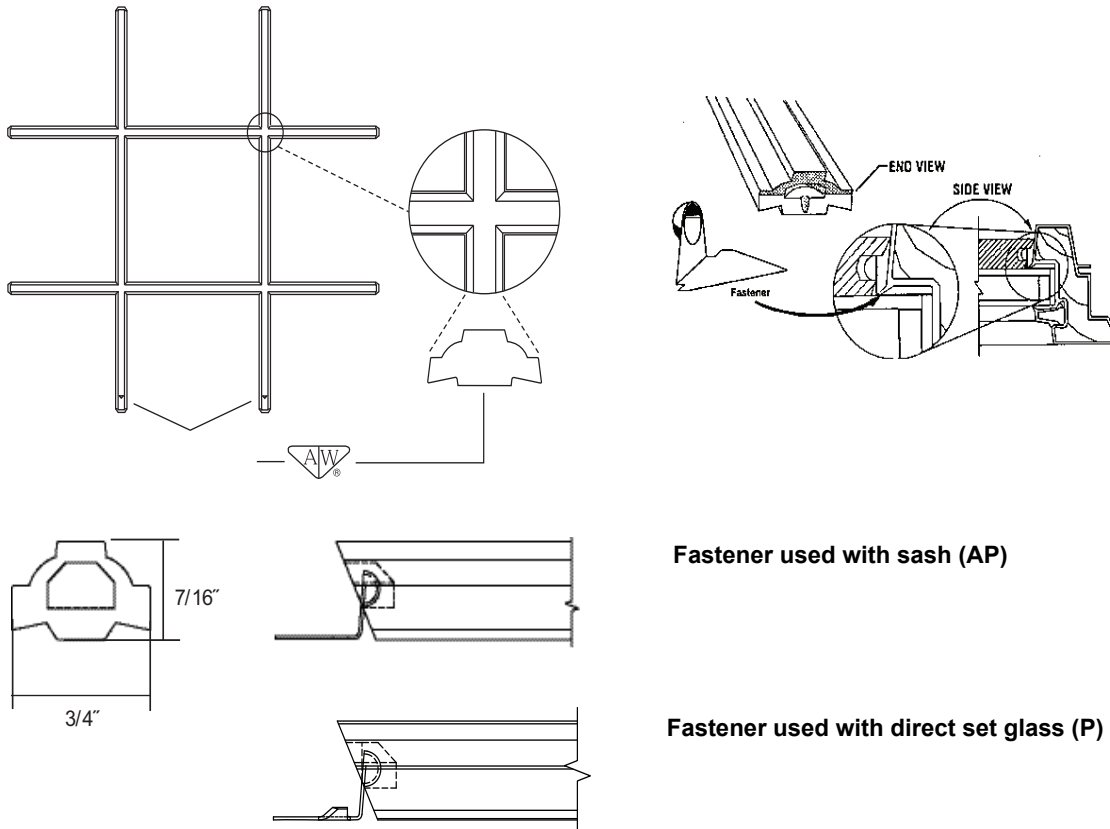
Unit No.	Lite Pattern	Dimensions (w x h)	Color/Finish			
			Exterior			
			White	Terratone	Sandtone	Forest Green
Interior						
White	Terratone	Sandtone	Forest Green			
AP32V	3W x 4H	31 <sup>3</sup> / <sub>16</sub> x 43 <sup>21</sup> / <sub>32</sub>	1344404	1445204	0603808	By description
AP352	3W x 4H	36 <sup>1</sup> / <sub>16</sub> x 43 <sup>21</sup> / <sub>32</sub>	1344406	1445206	0603810	By description
AP42V	4W x 4H	43 <sup>1</sup> / <sub>4</sub> x 43 <sup>21</sup> / <sub>32</sub>	1344408	1445208	0603812	By description

## Grilles

### Interior Grille - Picture Window / Colonial / 3/4" Wood / Prefinished Interior

**Note:**

Additional picture window grilles shown in Improved/E-Z Casement section.



Fastener used with sash (AP)

Fastener used with direct set glass (P)

### Perma -Shield® Improved/E-Z Awning Grilles - Picture Window / Colonial / 3/4" Wood

Unit No.	Lite Pattern	Dimensions (w x h)	Color/Finish			
			Exterior			
			White	Terratone	Sandtone	Forest Green
			Interior			
			White	Terratone	Sandtone	Forest Green
P3030	3W x 3H	31 1/4 x 31 1/4	1344434	1445223	0603581	0514544
P3035	3W x 3H	31 1/4 x 36 1/8	1344435	1445224	0603582	0514545
P3040	3W x 4H	31 1/4 x 43 5/16	1344436	1445225	0603583	0514546
P3045	3W x 4H	31 1/4 x 48 1/8	1344437	1445226	0603584	0514547
P3050	3W x 5H	31 1/4 x 55 3/16	1344438	1445227	0603585	0514548
P3055	3W x 5H	31 1/4 x 60 1/8	1344439	1445228	0603586	0514549
P3060	3W x 6H	31 1/4 x 67 3/16	1344440	1445229	0603587	0514550
P3530	3W x 3H	36 1/8 x 31 1/4	1344435	1445224	0603582	0514545
P3535	3W x 3H	36 1/8 x 36 1/8	1344441	1445230	0603588	0514551
P3540	3W x 4H	36 1/8 x 43 5/16	1344442	1445231	0603589	0514552



# Perma-Shield® Improved/E-Z Awning Windows (1999 to Present)

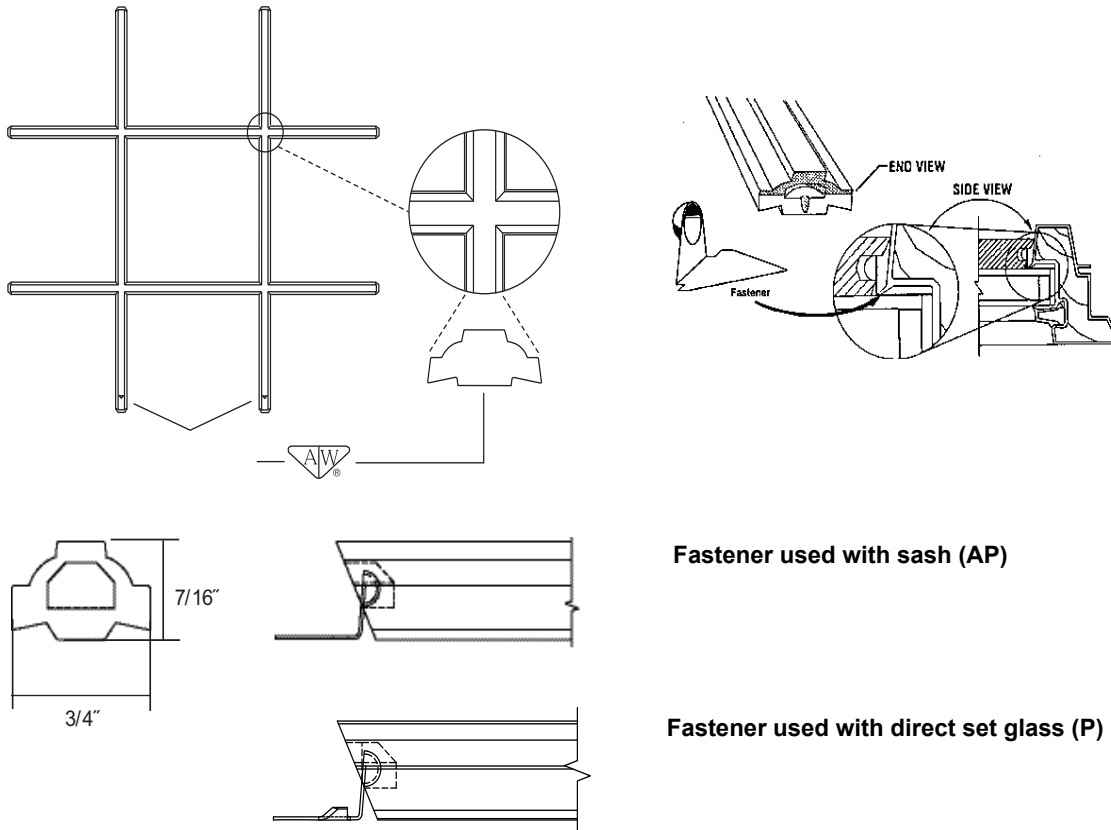
Standard, Picture, and Transom Windows

## Grilles

### Interior Grille - Picture Window / Colonial / 3/4" Wood / Prefinished Interior

**Note:**

Additional picture window grilles shown in Improved/E-Z Casement section.



Fastener used with sash (AP)

Fastener used with direct set glass (P)

### Perma-Shield® Improved/E-Z Awning Grilles - Picture Window / Colonial / 3/4" Wood

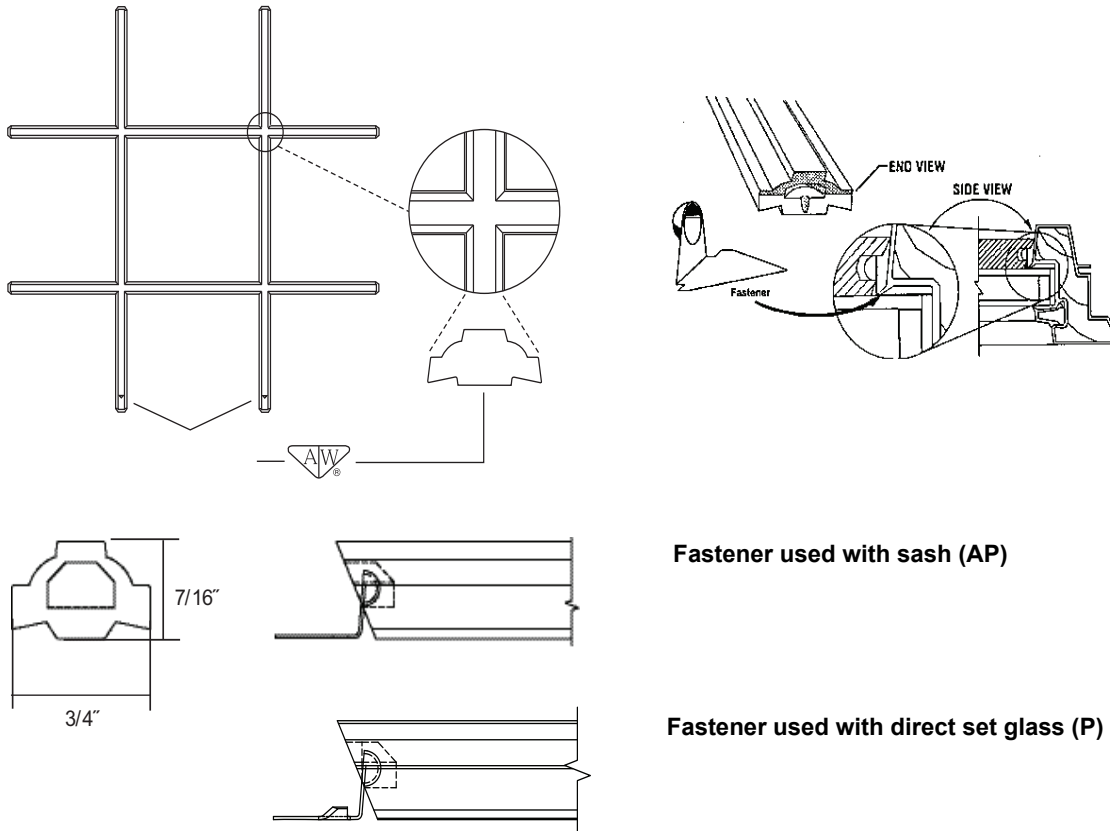
Unit No.	Lite Pattern	Dimensions (w x h)	Color/Finish			
			Exterior			
			White	Terratone	Sandtone	Forest Green
Interior						
White	Terratone	Sandtone	Forest Green			
P3545	3W x 4H	36 1/8 x 48 1/8	1344443	1445232	0603590	0514553
P3550	3W x 5H	36 1/8 x 55 3/16	1344444	1445233	0603591	0514554
P3555	3W x 5H	36 1/8 x 60 1/8	1344445	1445234	0603592	0514555
P3560	3W x 6H	36 1/8 x 67 3/16	1344446	1445235	0603593	0514556
P4030	4W x 3H	43 5/16 x 31 1/4	1344436	1445225	0603583	0514546
P4035	4W x 3H	43 5/16 x 36 1/8	1344442	1445231	0603589	0514552
P4040	4W x 4H	43 5/16 x 43 5/16	1344447	1445236	0603594	0514557
P4045	4W x 4H	43 5/16 x 48 1/8	1344448	1445237	0603595	0514558
P4050	4W x 5H	43 5/16 x 55 3/16	1344449	1445238	0603596	0514559
P4055	4W x 5H	43 5/16 x 60 1/8	1344450	1445239	0603597	0514560
P4060	4W x 6H	43 5/16 x 67 3/16	1344451	1445240	0603598	0514561

## Grilles

### Interior Grille - Picture Window / Colonial / 3/4" Wood / Prefinished Interior

**Note:**

Additional picture window grilles shown in Improved/E-Z Casement section.



Fastener used with sash (AP)

Fastener used with direct set glass (P)

### Perma-Shield® Improved/E-Z Awning Grilles - Picture Window / Colonial / 3/4" Wood

Unit No.	Lite Pattern	Dimensions (w x h)	Color/Finish			
			Exterior			
			White	Terratone	Sandtone	Forest Green
			Interior			
			White	Terratone	Sandtone	Forest Green
P4530	4W x 3H	48 1/8 x 31 1/4	1344437	1445226	0603584	0514547
P4535	4W x 3H	48 1/8 x 36 1/8	1344443	1445232	0603590	0514553
P4540	4W x 4H	48 1/8 x 43 5/16	1344448	1445237	0603595	0514558
P4545	4W x 4H	48 1/8 x 48 1/8	1344452	1445241	0603599	0514562
P4550	4W x 5H	48 1/8 x 55 3/16	1344453	1445242	0603601	0514563
P4555	4W x 5H	48 1/8 x 60 1/8	1344454	1445243	0603602	0514564
P4560	4W x 6H	48 1/8 x 67 3/16	1344455	1445244	0603603	0514565
P5030	5W x 3H	55 3/16 x 31 1/4	1344438	1445227	0603585	0514548
P5035	5W x 3H	55 3/16 x 36 1/8	1344444	1445233	0603591	0514554
P5040	5W x 4H	55 3/16 x 43 5/16	1344449	1445238	0603596	0514559
P5045	5W x 4H	55 3/16 x 48 1/8	1344453	1445242	0603601	0514563

# Perma-Shield® Improved/E-Z Awning Windows (1999 to Present)

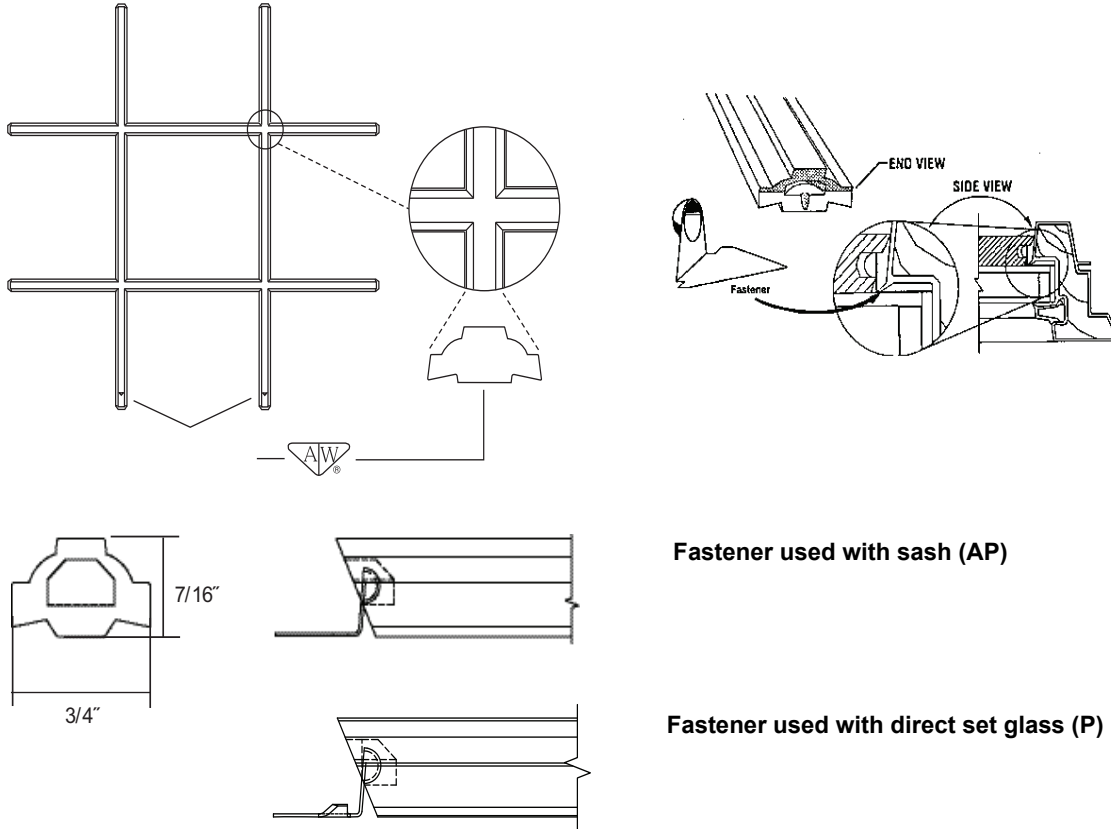
Standard, Picture, and Transom Windows

## Grilles

### Interior Grille - Picture Window / Colonial / 3/4" Wood / Prefinished Interior

**Note:**

Additional picture window grilles shown in Improved/E-Z Casement section.



**Perma -Shield® Improved/E-Z Awning Grilles - Picture Window / Colonial / 3/4" Wood**

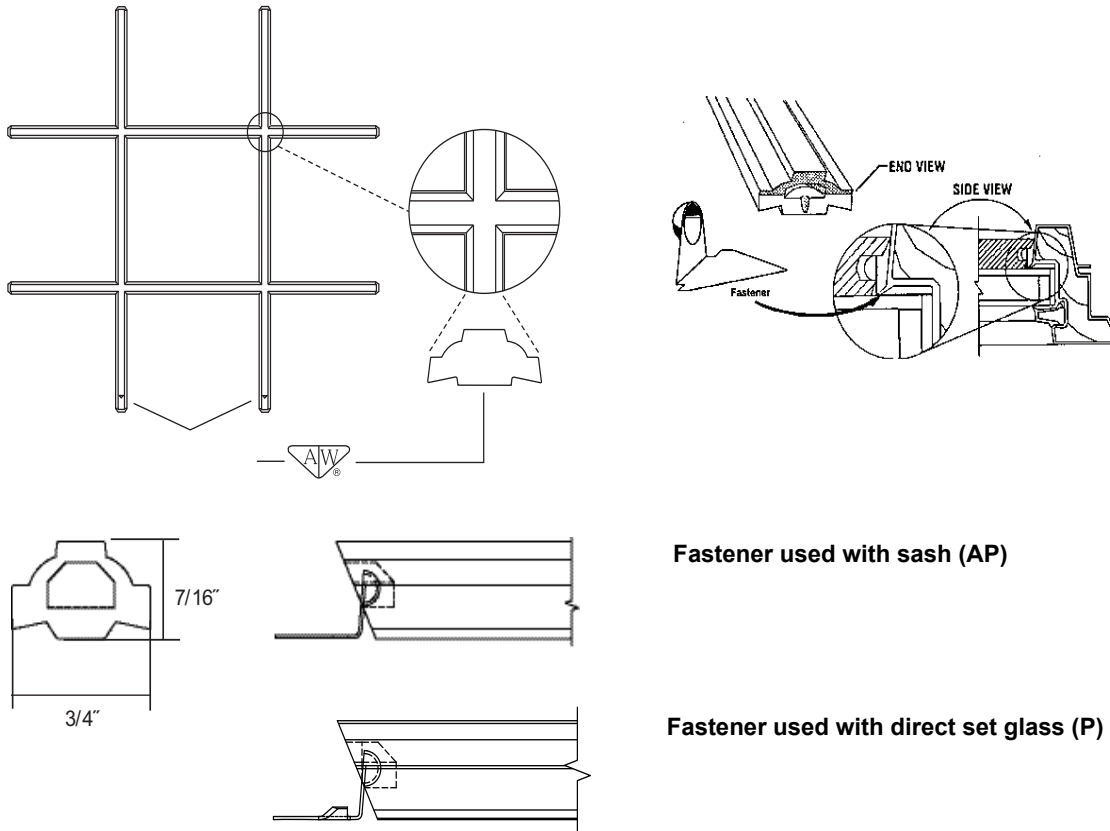
Unit No.	Lite Pattern	Dimensions (w x h)	Color/Finish			
			Exterior			
			White	Terratone	Sandtone	Forest Green
Interior						
White	Terratone	Sandtone	Forest Green			
P5050	5W x 5H	55 3/16 x 55 3/16	1344456	1445245	0603604	0514566
P5055	5W x 5H	55 3/16 x 60 1/8	1344457	1445246	0603605	0514567
P5060	5W x 6H	55 3/16 x 67 3/16	1344458	1445247	0603606	0514568
P5530	5W x 3H	60 1/8 x 31 1/4	1344439	1445228	0603586	0514549
P5535	5W x 3H	60 1/8 x 36 1/8	1344445	1445234	0603592	0514555
P5540	5W x 4H	60 1/8 x 43 5/16	1344450	1445239	0603597	0514560
P5545	5W x 4H	60 1/8 x 48 1/8	1344454	1445243	0603602	0514564
P5550	5W x 5H	60 1/8 x 55 3/16	1344457	1445246	0603605	0514567
P6030	6W x 3H	67 3/16 x 31 1/4	1344440	1445229	0603587	0514550
P6035	6W x 3H	67 3/16 x 36 1/8	1344446	1445235	0603593	0514556
P6040	6W x 4H	67 3/16 x 43 5/16	1344451	1445240	0603598	0514561

## Grilles

### Interior Grille - Picture Window / Colonial / 3/4" Wood / Prefinished Interior

**Note:**

Additional picture window grilles shown in Improved/E-Z Casement section.



Fastener used with sash (AP)

Fastener used with direct set glass (P)

### Perma-Shield® Improved/E-Z Awning Grilles - Picture Window / Colonial / 3/4" Wood

Unit No.	Lite Pattern	Dimensions (w x h)	Color/Finish			
			Exterior			
			White	Terratone	Sandtone	Forest Green
			Interior			
			White	Terratone	Sandtone	Forest Green
P6045	6W x 4H	67 <sup>3</sup> / <sub>16</sub> × 48 <sup>1</sup> / <sub>8</sub>	1344455	1445244	0603603	0514565
P6050	6W x 5H	67 <sup>3</sup> / <sub>16</sub> × 55 <sup>3</sup> / <sub>16</sub>	1344458	1445247	0603606	0514568

### Interior Grille - Picture Window / Colonial / 7/8" Wood / Prefinished Interior

**Note:**

Except for Unit Nos. AP32V, AP352, and AP42V, 7/8" wide profile prefinished interior grilles are available by special order.

### Interior Grille - Picture Window / Colonial / 1 1/8" Wood / Prefinished Interior

**Note:**

Except for Unit Nos. AP32V, AP352, and AP42V, 1 1/8" wide profile prefinished interior grilles are available by special order.

# Perma-Shield® Improved/E-Z Awning Windows (1999 to Present)

Standard, Picture, and Transom Windows

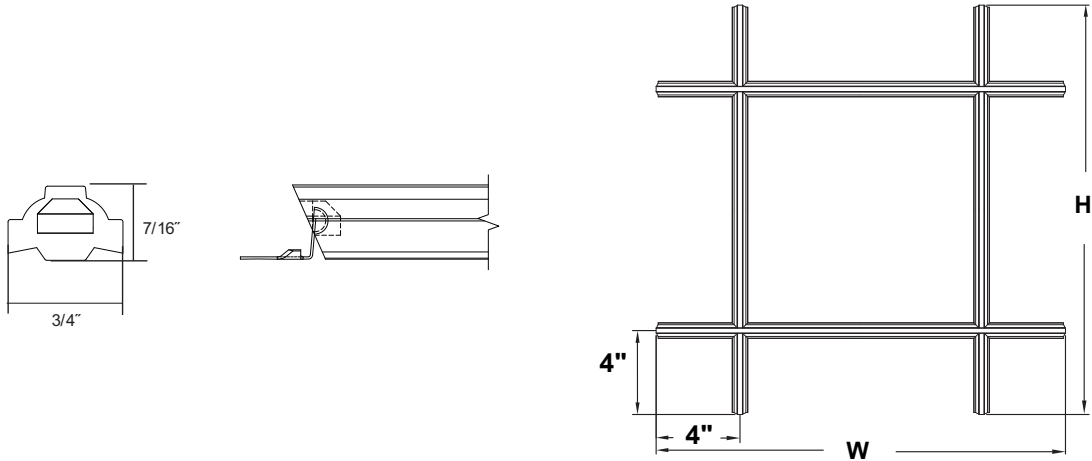
## Grilles

### Interior Grilles - Picture Windows / Prairie A / 3/4" Wood / Natural Interior

#### Interior Grille - Picture Window / Prairie A / 3/4" Wood / Natural Wood Interior

**Note:**

Additional picture window grilles shown in Improved/E-Z Casement section.



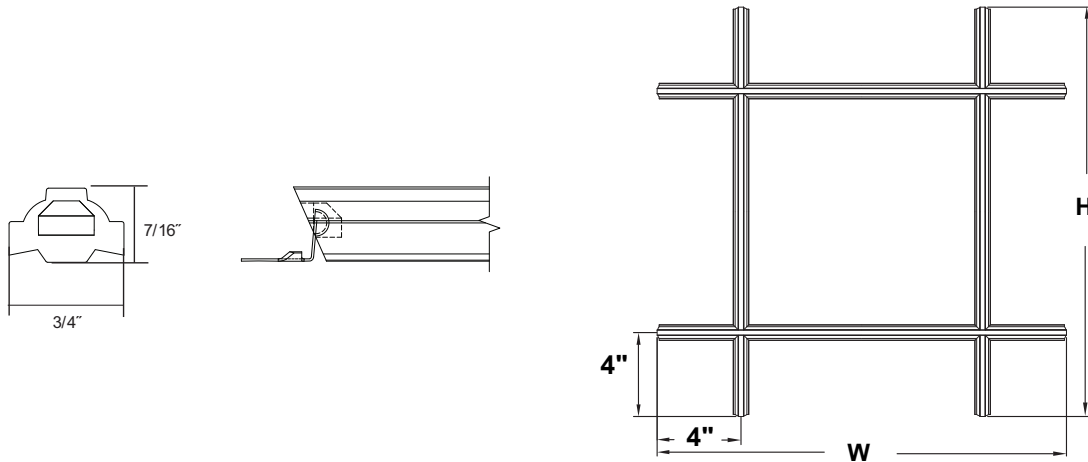
### Perma -Shield® Improved/E-Z Awning Grilles - Picture Window / Prairie A / 3/4" Wood

Unit No.	Dimensions (w x h)	Color/Species			
		Exterior			
		White	Terratone	Sandtone	Forest Green
		Maple Interior			
P3030	31 1/4 x 31 1/4	1344913	1443517	0621337	0519117
P3035	31 1/4 x 36 1/8	1344914	1443518	0621338	0519118
P3040	31 1/4 x 43 5/16	1344915	1443519	0621339	0519119
P3045	31 1/4 x 48 1/8	1344916	1443520	0621340	0519120
P3050	31 1/4 x 55 3/16	1344917	1443521	0621341	0519121
P3055	31 1/4 x 60 1/8	1344918	1443522	0621342	0519122
P3060	31 1/4 x 67 3/16	1344919	1443523	0621343	0519123
P3530	36 1/8 x 31 1/4	1344914	1443518	0621338	0519118
P3535	36 1/8 x 36 1/8	1344920	1443524	0621344	0519124
P3540	36 1/8 x 43 5/16	1344921	1443525	0621345	0519125
P3545	36 1/8 x 48 1/8	1344922	1443526	0621346	0519126
P3550	36 1/8 x 55 3/16	1344923	1443527	0621347	0519127
P3555	36 1/8 x 60 1/8	1344924	1443528	0621348	0519128
P3560	36 1/8 x 67 3/16	1344925	1443529	0621349	0519129
P4030	43 5/16 x 31 1/4	1344915	1443519	0621339	0519119
P4035	43 5/16 x 36 1/8	1344921	1443525	0621345	0519125
P4040	43 5/16 x 43 5/16	1344926	1443530	0621350	0519130
P4045	43 5/16 x 48 1/8	1344927	1443531	0621351	0519131
P4050	43 5/16 x 55 3/16	1344928	1443532	0621352	0519132

## Grilles

### Interior Grille - Picture Window / Prairie A / 3/4" Wood / Natural Wood Interior

**Note:**  
Additional picture window grilles shown in Improved/E-Z Casement section.



### Perma-Shield® Improved/E-Z Awning Grilles - Picture Window / Prairie A / 3/4" Wood

Unit No.	Dimensions (w x h)	Color/Species			
		Exterior			
		White	Terratone	Sandtone	Forest Green
		Maple Interior			
P4055	43 5/16 x 60 1/8	1344929	1443533	0621353	0519133
P4060	43 5/16 x 67 3/16	1344930	1443534	0621354	0519134
P4530	48 1/8 x 31 1/4	1344916	1443520	0621340	0519120
P4535	48 1/8 x 36 1/8	1344922	1443526	0621346	0519126
P4540	48 1/8 x 43 5/16	1344927	1443531	0621351	0519131
P4545	48 1/8 x 48 1/8	1344931	1443535	0621355	0519135
P4550	48 1/8 x 55 3/16	1344932	1443536	0621356	0519136
P4555	48 1/8 x 60 1/8	1344933	1443537	0621357	0519137
P4560	48 1/8 x 67 3/16	1344934	1443538	0621358	0519138
P5030	55 3/16 x 31 1/4	1344917	1443521	0621341	0519121
P5035	55 3/16 x 36 1/8	1344923	1443527	0621347	0519127
P5040	55 3/16 x 43 5/16	1344928	1443532	0621352	0519132
P5045	55 3/16 x 48 1/8	1344932	1443536	0621356	0519136
P5050	55 3/16 x 55 3/16	1344935	1443539	0621359	0519139
P5055	55 3/16 x 60 1/8	1344936	1443540	0621360	0519140
P5060	55 3/16 x 67 3/16	1344937	1443541	0621361	0519141
P5530	60 1/8 x 31 1/4	1344918	1443522	0621342	0519122
P5535	60 1/8 x 36 1/8	1344924	1443528	0621348	0519128
P5540	60 1/8 x 43 5/16	1344929	1443533	0621353	0519133
P5545	60 1/8 x 48 1/8	1344933	1443537	0621357	0519137
P5550	60 1/8 x 55 3/16	1344936	1443540	0621360	0519140
P6030	67 3/16 x 31 1/4	1344919	1443523	0621343	0519123

# Perma-Shield® Improved/E-Z Awning Windows (1999 to Present)

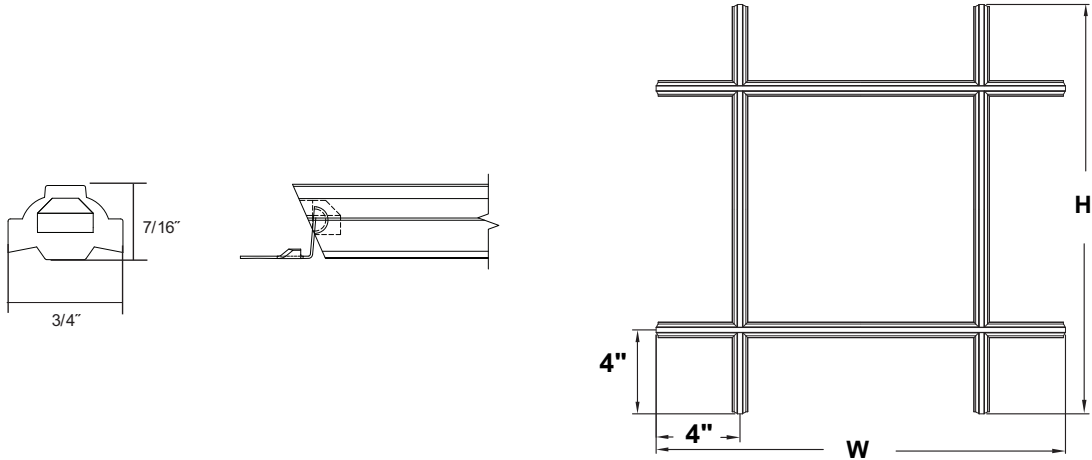
Standard, Picture, and Transom Windows

## Grilles

### Interior Grille - Picture Window / Prairie A / 3/4" Wood / Natural Wood Interior

**Note:**

Additional picture window grilles shown in Improved/E-Z Casement section.



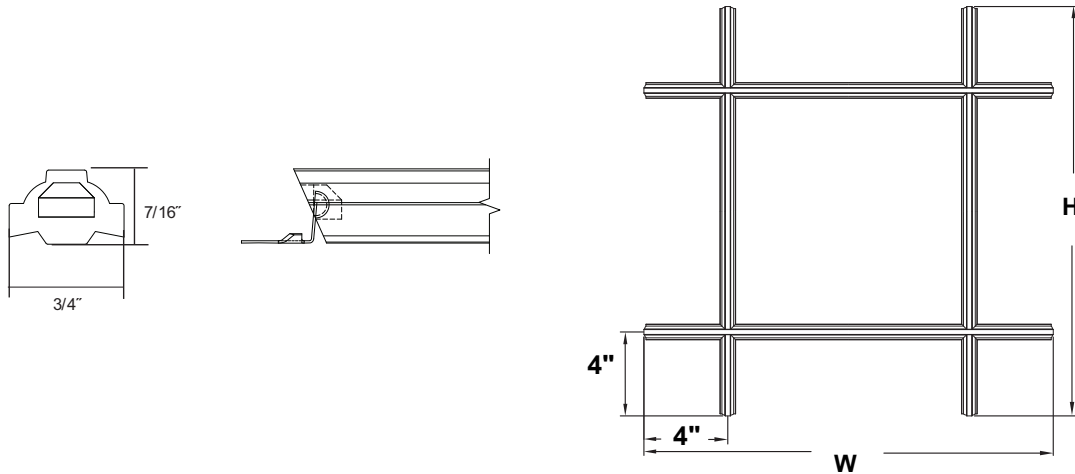
### Perma -Shield® Improved/E-Z Awning Grilles - Picture Window / Prairie A / 3/4" Wood

Unit No.	Dimensions (w x h)	Color/Species			
		Exterior			
		White	Terratone	Sandtone	Forest Green
		Maple Interior			
P6035	67 <sup>3</sup> / <sub>16</sub> × 36 <sup>1</sup> / <sub>8</sub>	1344925	1443529	0621349	0519129
P6040	67 <sup>3</sup> / <sub>16</sub> × 43 <sup>5</sup> / <sub>16</sub>	1344930	1443534	0621354	0519134
P6045	67 <sup>3</sup> / <sub>16</sub> × 48 <sup>1</sup> / <sub>8</sub>	1344934	1443538	0621358	0519138
P6050	67 <sup>3</sup> / <sub>16</sub> × 55 <sup>3</sup> / <sub>16</sub>	1344937	1443541	0621361	0519141

## Grilles

### Interior Grilles - Picture Windows / Prairie A / 3/4" Wood / Prefinished Interior

#### Interior Grille - Picture Window / Prairie A / 3/4" Wood / Prefinished Interior



#### Perma -Shield® Improved/E-Z Awning Grilles - Picture Window / Prairie A / 3/4" Wood

Unit No.	Dimensions (w x h)	Color/Finish		
		Exterior		
		White	Terratone	Sandtone
		Interior		
		White	Terratone	Sandtone
P3030	31 1/4 x 31 1/4	1344844	1443448	0621268
P3035	31 1/4 x 36 1/8	1344845	1443449	0621269
P3040	31 1/4 x 43 5/16	1344846	1443450	0621270
P3045	31 1/4 x 48 1/8	1344847	1443451	0621271
P3050	31 1/4 x 55 3/16	1344848	1443452	0621272
P3055	31 1/4 x 60 1/8	1344849	1443453	0621273
P3060	31 1/4 x 67 3/16	1344850	1443454	0621274
P3530	36 1/8 x 31 1/4	1344845	1443449	0621269
P3535	36 1/8 x 36 1/8	1344851	1443455	0621275
P3540	36 1/8 x 43 5/16	1344852	1443456	0621276
P3545	36 1/8 x 48 1/8	1344853	1443457	0621277
P3550	36 1/8 x 55 3/16	1344854	1443458	0621278
P3555	36 1/8 x 60 1/8	1344855	1443459	0621279
P3560	36 1/8 x 67 3/16	1344856	1443460	0621280
P4030	43 5/16 x 31 1/4	1344846	1443450	0621270
P4035	43 5/16 x 36 1/8	1344852	1443456	0621276
P4040	43 5/16 x 43 5/16	1344857	1443461	0621281
P4045	43 5/16 x 48 1/8	1344858	1443462	0621282
P4050	43 5/16 x 55 3/16	1344859	1443463	0621283
P4055	43 5/16 x 60 1/8	1344860	1443464	0621284
P4060	43 5/16 x 67 3/16	1344861	1443465	0621285

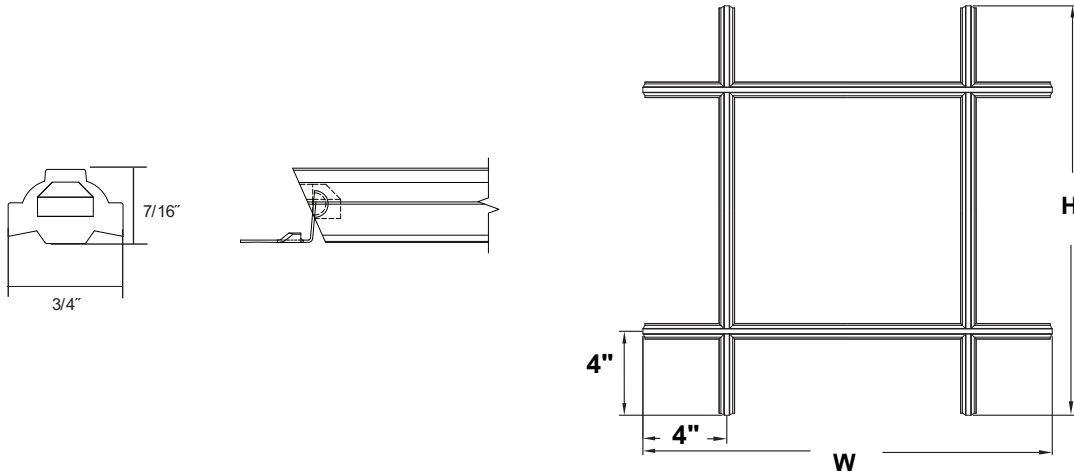


# Perma-Shield® Improved/E-Z Awning Windows (1999 to Present)

Standard, Picture, and Transom Windows

## Grilles

### Interior Grille - Picture Window / Prairie A / 3/4" Wood / Prefinished Interior








### Perma -Shield® Improved/E-Z Awning Grilles - Picture Window / Prairie A / 3/4" Wood

Unit No.	Dimensions (w x h)	Color/Finish				
		Exterior				
		White	Terratone	Sandtone		
			Interior			
		White	Terratone	Sandtone		
P4530	48 1/8 x 31 1/4	1344847	1443451	0621271		
P4535	48 1/8 x 36 1/8	1344853	1443457	0621277		
P4540	48 1/8 x 43 5/16	1344858	1443462	0621282		
P4545	48 1/8 x 48 1/8	1344862	1443466	0621286		
P4550	48 1/8 x 55 3/16	1344863	1443467	0621287		
P4555	48 1/8 x 60 1/8	1344864	1443468	0621288		
P4560	48 1/8 x 67 3/16	1344865	1443469	0621289		
P5030	55 3/16 x 31 1/4	1344848	1443452	0621272		
P5035	55 3/16 x 36 1/8	1344854	1443458	0621278		
P5040	55 3/16 x 43 5/16	1344859	1443463	0621283		
P5045	55 3/16 x 48 1/8	1344863	1443467	0621287		
P5050	55 3/16 x 55 3/16	1344866	1443470	0621290		
P5055	55 3/16 x 60 1/8	1344867	1443471	0621291		
P5060	55 3/16 x 67 3/16	1344868	1443472	0621292		
P5530	60 1/8 x 31 1/4	1344849	1443453	0621273		
P5535	60 1/8 x 36 1/8	1344855	1443459	0621279		
P5540	60 1/8 x 43 5/16	1344840	1443464	0621284		
P5545	60 1/8 x 48 1/8	1344864	1443468	0621288		
P5550	60 1/8 x 55 3/16	1344867	1443471	0621291		
P6030	67 3/16 x 31 1/4	1344850	1443454	0621274		
P6035	67 3/16 x 36 1/8	1344856	1443460	0621280		
P6040	67 3/16 x 43 5/16	1344861	1443465	0621285		
P6045	67 3/16 x 48 1/8	1344865	1443469	0621289		
P6050	67 3/16 x 55 3/16	1344868	1443472	0621292		

## Grilles

### Interior Grille Parts

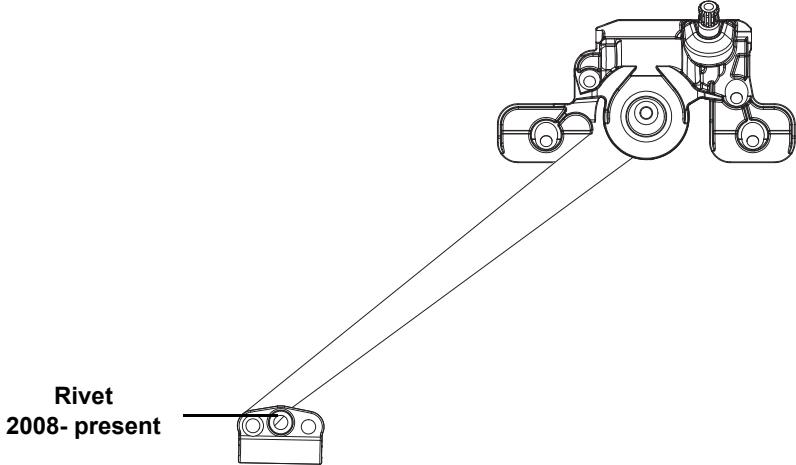



Interior Grille Fastener - Wood / Standard and Non-Standard		
	<b>Note:</b> Use for standard pattern and non-standard pattern P units. Also used on products with a wood stop next to glass.	<b>Order No.</b> 1974314
Interior Grille Fastener - Wood / Non-Standard		
	<b>Note:</b> Use for non-standard pattern grilles for venting and CP stationary units. Also used on products with a vinyl lip next to glass.	<b>Order No.</b> 1974312
Interior Grille Fastener - Wood / Plunger		
	<b>Note:</b> Use for standard pattern grilles for venting and stationary units, excluding CP and P units.	<b>Order No.</b> 1344401
Interior Grill Fastener - 1 1/8" Grille. (1985)		
		<b>Color</b> <b>White</b> 1974310
		<b>Terratone®</b> 2601210
		<b>Sandtone</b> 8154120
		<b>Forest Green</b> 9046244
		<b>Canvas</b> 9131693
		<b>Dark Bronze</b> 9131694
		<b>Black</b> 9131695
Grille Installation Tool		
		<b>Order No.</b> 9019326

# Perma-Shield® Improved/E-Z Awning Windows (1999 to Present)

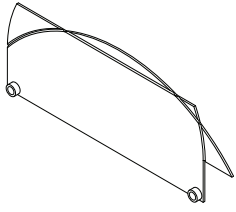
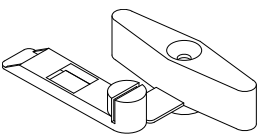
Standard, Picture, and Transom Windows

## Hardware

### Operators and Operator Parts

Operator with Screws			
<p><b>Note:</b>                      2008 to present shoe secured with rivet. To replace the entire operator must be replaced.                      1995-2008 shoe was held on with screw. Replacement screws listed below</p>			
 <p>The diagram shows a detailed view of an operator shoe assembly. A long, thin arm extends from a central pivot point to a shoe. A rivet is shown securing the shoe to the arm. The shoe has a complex internal mechanism with various gears and rollers.</p>			
		<b>Standard</b>	<b>Corrosion Resistant</b>
		1521105	1521106
Operator Rod with Screws - 9" / Short Arm / Formed (1995 to Present)			
	<p><b>Note:</b>                      All units leave factory with a short arm, formed rod, except A335 which takes a short collared rod.</p>	<b>Standard</b>	<b>Corrosion Resistant</b>
		1521103	1521104
Operator Rod / Collared			
	<p><b>Note:</b>                      Used on A335 unit size. Rod is 13 1/8" in length.</p>	<b>Standard</b>	
			1521107
Operator Rod with Screws - 13" / Long Arm / Formed (1995 to Present)			
	<p><b>Note:</b>                      Use with extension arm kit. Long arm, formed operator rod is a low volume accessory item and, therefore, is only available as corrosion resistant.</p>	<b>Corrosion Resistant</b>	
			1521099
Hardware Pack - Extension Arm and Rod			
	<p><b>Note:</b>                      Used for all units except A335. Hardware extension added 3" to 3 1/4" to the length of the operator.</p>	<b>Corrosion Resistant</b>	
			N/A

## Hardware

Operator Base Cover / Classic and Metro			
	<b>Note:</b> When a venting awning unit is installed over another unit, the bottom of the operator mechanism is exposed. The operator base cover can be used to cover the exposed area. See <a href="#">Accessory Guide 0005396</a> .	<b>Finish</b>	<b>Order No.</b>
		Stone	1300199
		White	1300198
Operator Base Cover for Folding Hardware			
	<b>Note:</b> When a venting awning unit is installed over another unit, the bottom of the operator mechanism is exposed. The operator base cover can be used to cover the exposed area. Paint to match hardware, if desired. See <a href="#">Accessory Guide 0005396</a> .	<b>Finish</b>	<b>Order No.</b>
		Black	9034243
Bracket - Operator / Sash Rod			
			<b>Order No.</b>
			1521110
Screw - Operator Base			
	<b>Description</b>		<b>Order No.</b>
	Qty 1 10-12 x 1 PH FL STL 2-Y TYP 17		1361961
Temporary Handle - Operator and Lock			
			<b>Order No.</b>
			1361394
Screw - Operator Shoe (1995 to 2008)			
<b>Note:</b> Use corrosion resistant as replacement if N/A.			
		<b>Standard</b>	<b>Corrosion Resistant</b>
		N/A	1361965

# Perma-Shield® Improved/E-Z Awning Windows (1999 to Present)

Standard, Picture, and Transom Windows

## Hardware

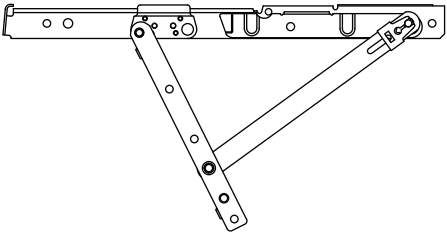
### Hinges

#### Split Arm Hinge with Screws - Head *(April 2001 to Present)*

**Note:**

Handed as located on the unit as viewed from the interior.

See [Service Guide 0005332](#).

	Unit No.	Standard		Corrosion Resistant	
		Left	Right	Left	Right
	AR21-AR61	1361463	1361462	1361467	1361466
	AN21-AN61				
	A21-A61				
	AW21-AW61				
	AX25-AX61				
	AXW28-AXW51				
	A32 Lower				
	A42 Lower				
	AP321 Lower				
	AP3521 Lower				
	AP421 Lower				
	AXW451				
	AXW51				
	AXW551				
	AXW61				
	AP32V				
	AP352V				
	A42V				
	AP321V-upper				
	AP3521V-upper				
AP421V-upper					

## Hardware

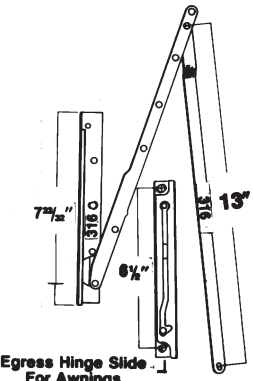
Hinge - Corrosion Resistant (1995 to May 2004)				
	<p><b>Note:</b> For replacement, use current Improved Casement head hinges, part number 1361462 and 1361463, also shown on <a href="#">page 109</a>. See <a href="#">Service Guide 0005332</a>.</p>	Corrosion Resistant		
		Unit No.	Left	Right
		AXW3	N/A	N/A
		AXW35		
		AXW4		
		A330		
A3535				

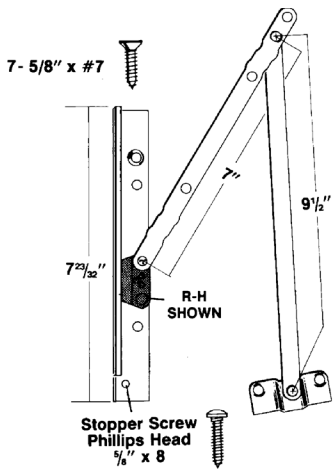
Hinge Set with Screws - A330 and A3535 Units / 7266 (2001 to May 2004)			
	<p><b>Note:</b> For replacement, use current Improved Casement head hinges, part number 1361462 and 1361463, also shown on <a href="#">page 109</a>. See <a href="#">Service Guide 0005332</a>.</p>	Unit No.	Order No.
		AXW21	N/A
		AXW251	
		AXW31	
		AXW351	
		AXW41	
		AXW451	
		AXW51	
		AXW551	
		AXW61	
		A3535	
		AP32V	
		AP352V	
		AP42V	
AP321V-Upper			
AP3521V-Upper			
AP421V-Upper			

# Perma-Shield® Improved/E-Z Awning Windows (1999 to Present)

Standard, Picture, and Transom Windows

## Hardware

Hinge Set with Screws - A335 Units / 7266 (1977)				
 <p>Egress Hinge Slide For Awnings</p>	<b>Note:</b> Used on current A335 units.	Unit No.	Order No.	Corrosion Resistant
		A335	1526614	1521153

Hinge Set with Screws - 7227 / Short (Prior to April 2001)			
 <p>7- 5/8" x #7</p> <p>7 1/2"</p> <p>R-H SHOWN</p> <p>Stopper Screw Phillips Head 5/8" x 8</p>	<b>Note:</b> For replacement, use current Improved Casement head hinges, part number 1361462 and 1361463, also shown on <a href="#">page 109</a> . See <a href="#">Service Guide 0005332</a> .	Unit No.	Order No.
		AN21	N/A
		AN251	
		AN31	
		AN41	
		AN451	
		AN51	
		AN551	
		AN61	
A21			

## Hardware

Hinge Set with Screws - 7207 / Long <i>(Prior to April 2001)</i>		Unit No.	Order No.
	<p><b>Note:</b> For replacement, use current Improved Casement head hinges, part number 1361462 and 1361463, also shown on <a href="#">page 109</a>. See <a href="#">Service Guide 0005332</a>.</p>	A251	N/A
		A31	
		A351	
		A41	
		A451	
		A51	
		A551	
		A61	
		AW21	
		AW251	
		AW31	
		AW351	
		AW41	
		AW451	
		AW51	
		AW551	
		AW61	
		A32	
		A352	
		A42	
AP321V-lower			
AP3521V-lower			
AP421V-lower			

Hinge Hardware <i>(1999 to Present)</i>			
<b>Hinge Insert</b>			
			<b>Order No.</b>
			1352711
<b>Hinge Clip - Standard</b>			
			<b>Standard</b>
			1352712
			<b>Corrosion Resistant</b>
			1352715

Screw - Hinge / A335 Units		
	<b>Description</b>	<b>Order No.</b>
	7/8 x 7 Type 17 302 SST FL Truss HD	N/A



# Perma-Shield® Improved/E-Z Awning Windows (1999 to Present)

Standard, Picture, and Transom Windows

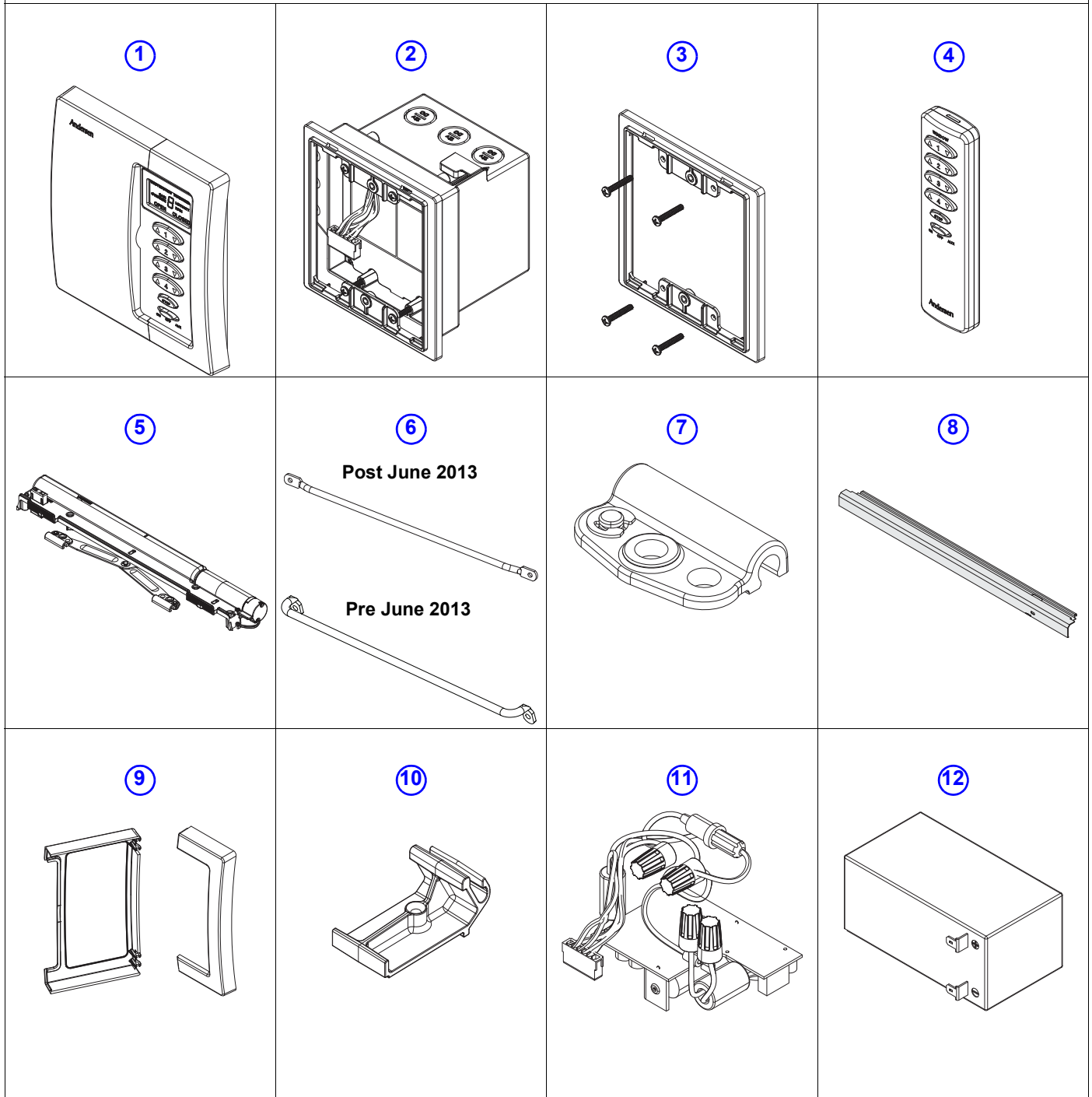
## Hardware

### Electric Operator Parts Illustration (2013 - Present)

**Note:**

Field applied only to single units in widths ranging from 24.125" to 59.875". Not for use on mulled units or in coastal areas.

See [Accessory Guide 9068150](#).



## Hardware

<b>Electric Operator Parts (2013 - Present)</b>			
<b>Note:</b> Field applied only to single units in widths ranging from 24.125" to 59.875". Not for use on mulled units or in coastal areas.			
See <a href="#">Accessory Guide 9068150</a> .			
<b>Power Window Wall Console w/cover <a href="#">Ref No. 1, 2, 3 page 113</a></b>			
	<b>Note:</b> Includes wall box, wall console, mounting bezel and fasteners.	<b>Order No.</b> 9017588	
<b>Power Window Driver <a href="#">Ref No. 5 page 113</a></b>			
	<b>Note:</b> Includes hardware pack.	<b>Order No.</b> 9018359	
<b>Power Window Remote <a href="#">Ref No. 4 page 113</a></b>			
	<b>Note:</b> Includes AAA battery.	<b>Order No.</b> 9017587	
<b>Electric Opener Conversion Kit (June 2013 - Present)</b>			
	<b>Contents:</b> Power driver, position clips, sill clips, sash rod and hardware pack.	<b>Order No.</b> 9076574	
<b>Electric Opener Conversion Kit (2008 - June 2013)</b>			
	<b>Contents:</b> Power driver, sill clips, sash rod and hardware pack.	<b>Order No.</b> 9076575	
<b>Hardware Pack</b>			
	<b>Contents:</b> Fasteners, lens cover, 3-wire connector.	<b>Order No.</b> 9071878	
<b>Rod <a href="#">Ref No. 6 page 113</a></b>			
	<b>Note:</b> Includes fasteners.	<b>Vintage</b>	<b>Order No.</b>
		Post 06/2013	9071930
		Pre 06/2013	9071931
<b>Power Window Low Voltage Wire</b>			
		<b>Length</b>	<b>Order No.</b>
		50'	9017596
		100'	9017597
<b>Sill Cover <a href="#">Ref No. 8 page 113</a></b>			
	<b>Note:</b> Includes fasteners.	<b>Finish</b>	<b>Order No.</b>
		Pine	By description
		White	By description
<b>Power Window Battery <a href="#">Ref No. 12 page 113</a></b>			
		<b>Order No.</b> 9017598	

# Perma-Shield® Improved/E-Z Awning Windows (1999 to Present)

Standard, Picture, and Transom Windows

## Hardware

<b>Electric Operator Parts (2013 - Present)</b>		
<b>Note:</b> Field applied only to single units in widths ranging from 24.125" to 59.875". Not for use on mulled units or in coastal areas.		
See <a href="#">Accessory Guide 9068150</a> .		
<b>Shoe</b> <a href="#">Ref No. 7 page 113</a>		
	<b>Note:</b> Includes pin and retaining clip.	<b>Order No.</b> 9071935
<b>Power Window Keypad w/Cover</b> <a href="#">Ref No. 1 page 113</a>		
		<b>Order No.</b> 9017591
<b>Power Window Cover</b> <a href="#">Ref No. 9 page 113</a>		
	<b>Note:</b> Includes hinged cover, fixed cover.	<b>Order No.</b> 9017592
<b>Packaging / Sill Cover Mounting Clip</b> <a href="#">Ref No. 10 page 113</a>		
	<b>Note:</b> Replacement clip may not match color of original clip. Used to secure sash rod as well as sill cover.	<b>Order No.</b> 9071885
<b>Power Window Mounting Ring Bracket</b> <a href="#">Ref No. 3 page 113</a>		
		<b>Order No.</b> 9017590
<b>Power Window Power Box Circuit Board</b> <a href="#">Ref No. 11 page 113</a>		
		<b>Order No.</b> 9017594

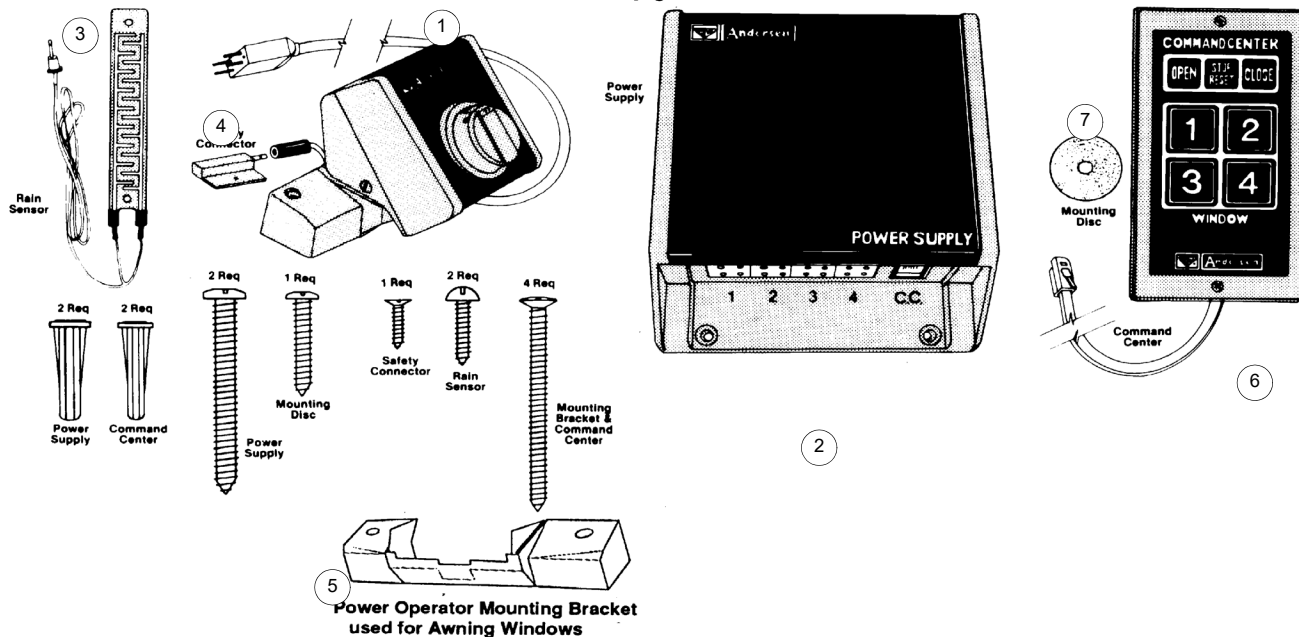
<b>Electric Opener Retrofit Kit - 400 Series</b>			
	<b>Contents:</b> Sill cover, weatherstrip and conversion kit.	<b>Order No.</b> Configured	
	<b>Note:</b> Extension jambs (4 9/16" or larger) and screen required for installation.		
<b>Hardware Pack</b>			
	<b>Contents:</b> Fasteners, lens cover, 3-wire connector.	<b>Order No.</b> 9071878	
<b>Rod</b> <a href="#">Ref No. 6 page 113</a>			
	<b>Note:</b> Includes fasteners.	<b>Order No.</b> 9071930	
<b>Power Window Low Voltage Wire</b>			
		<b>Length</b>	<b>Order No.</b>
		50'	9017596
		100'	9017597
<b>Sill Cover</b> <a href="#">Ref No. 8 page 113</a>			
	<b>Note:</b> Includes fasteners.	<b>Finish</b>	<b>Order No.</b>
		Pine	Configured
		White	Configured

## Hardware

### Electric Operator Parts Illustration (1999 - 2013)

**Note:**

Electric operator cannot be used on impact resistant units. Parts used across multiple vintages of Awning units.



**Perma -Shield® Improved/E-Z Awning Electric Opener**

### Electric Operator Parts (1999 - 2013)

**Note:**

Parts also can be used on Perma Shield Awning (1984-1995) and Enhanced Awning (1995-1998) vintages.

**Power Operator (1984-2013) [Ref No. 1 page 116](#)**

	<b>Includes:</b> Operator, mounting bracket, rain sensor	<b>Stone</b>
		N/A

**Power Supply - Electric Opener (1984-2013) [Ref No. 2 page 116](#)**

<b>Order No.</b>
1522004

**Rain Sensor with Cord (1984-2013) [Ref No. 3 page 116](#)**

<b>Order No.</b>
N/A

# Perma-Shield® Improved/E-Z Awning Windows (1999 to Present)

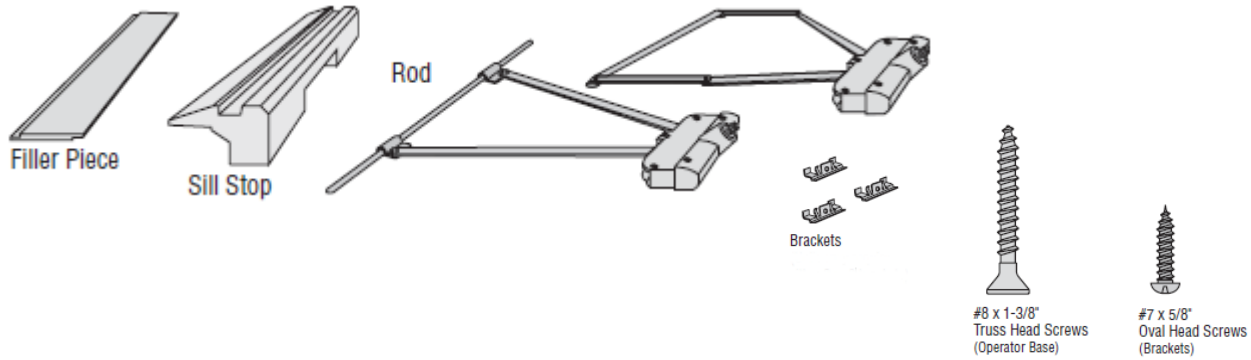
Standard, Picture, and Transom Windows

## Hardware

<b>Electric Operator Parts (1999 - 2013)</b>		
<b>Note:</b> Parts also can be used on Perma Shield Awning (1984-1995) and Enhanced Awning (1995-1998) vintages.		
<b>Safety Connector with Screws - Power Operator (1984-2013) <a href="#">Ref No. 4 page 116</a></b>		
		<b>Stone</b>
		N/A
<b>Bracket / Awning Mounting with Screws (1984-2013) <a href="#">Ref No. 5 page 116</a></b>		
		<b>Order No.</b>
		N/A
<b>Command Center with Cord - Electric Opener (1984-2013) <a href="#">Ref No. 6 page 116</a></b>		
		<b>Order No.</b>
		1522006
<b>Mounting Disk - Command Center (1984-2013) <a href="#">Ref No. 7 page 116</a></b>		
		<b>Order No.</b>
		N/A
<b>Extension Cord - Command Center (1984-2013)</b>		
	<b>Length</b>	<b>Order No.</b>
	10'	1521916
	20'	1521922
<b>Extension Cord - Power (1984-2013)</b>		
	<b>Length</b>	<b>Order No.</b>
	10'	1521902
	20'	1521908
<b>Gear Drive - Electric Opener</b>		
		<b>Order No.</b>
		N/A

## Hardware

### Operator Conversion Kits - Electric Opener (1999 - 2013)



**Kit Includes:**

Operator, bracket rod, screws, filler strip, and stop sill vent (PSA). Order awning mounting bracket with screws separately [page 117](#). Sill stop is PSA (1966-1996) vintage.

### Operator Conversion Kit - Electric Opener (1995-2013)

Unit No.	Order No.	Unit No.	Order No.
A2	1507092	A4	1507096
A25	1507093	A45	1507097
A28	1507083	A5	1507098
A3	1507094	A55	1507084
A35	1507095	A6	1507085

### Operator - Amerock / A21 / A2-7184 (1981-2013)

	<b>Includes:</b> Brackets and screws	<b>Stone</b>
		1521608

### Operator - Amerock / A3 / A3-7082 (1981-2013)

	<b>Includes:</b> Brackets and screws	<b>Stone</b>
		1521604

### Shoe Kit (1981-2013)

	<b>Note:</b> Used on two arm operator design. Includes shoe, rivet, lock washer and bolt	<b>Order No.</b>
		1521610

# Perma-Shield® Improved/E-Z Awning Windows (1999 to Present)

Standard, Picture, and Transom Windows

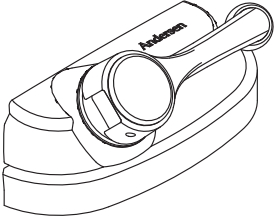
## Hardware

### Hardware Packs

**Note:**

See [Accessory Guide 0005171](#) (Classic, Contemporary and Traditional) and [Accessory Guide 0005154](#) (Estate). Contemporary folding hardware packs are the only style of hardware packs that will use a contemporary stop.

#### Hardware Pack - Folding / Traditional

	<b>Pack Includes:</b> (2) Lock bezels (2) Lock handles (1) Handle (1) Cover (1) Nylon washer Individual parts not available.	<b>Color</b>	<b>Order No.</b>
		Stone	1521041
		White	1521039
		Bright Brass	9016725
		Antique Brass	9016726
		Satin Nickel	9016727
		Oil Rubbed Bronze	9016728
		Distressed Bronze	9041711
		Distressed Nickel	9041712
		Black	9031752
		Gold Dust	9031753

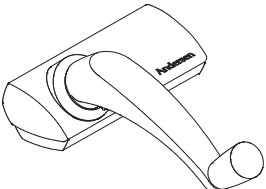
#### Hardware Pack - Folding / Contemporary Folding (2007 - Present)

**Note:**

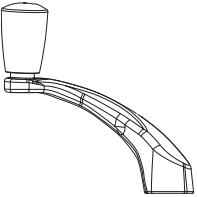
Unique depending on stop profile/style (traditional or contemporary). Introduced in 2007, although can be used on all Improved Casement units manufactured 1999 - present. Contemporary stop style introduced in May 2022. Individual parts not available.

	<b>Pack Includes:</b> (2) Lock bezels (2) Lock handles (1) Handle (1) Cover (1) Nylon washer	<b>Color</b>	<b>Traditional (Stop style)</b>	<b>Contemporary (Stop style) (2022 - Present)</b>
		Stone	1521042	9191401
		White	1521040	9191400
		Bright Brass	9016732	9191405
		Satin Nickel	9016733	9191406
		Oil Rubbed Bronze	9016734	9191407
		Black	9031754	9191409
		Gold Dust	9031755	

#### Hardware Pack - Classic Series™

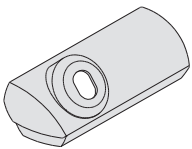
	<b>Pack Includes:</b> (2) Lock bezels (2) Lock handles (1) Handle (1) Cover	<b>Finish</b>	<b>Order No.</b>
		Stone	1521027
		White	1521026

## Hardware

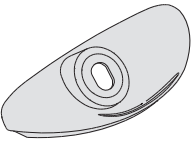
Hardware Pack - Estate™			
	<p><b>Note:</b> Single handle shown. Antique Brass finish may not match previous vintages of Antique Brass finish.</p> <p><b>Pack Includes:</b> (2) Lock bezels (2) Lock handles (1) Handle (1) Cover</p>	<b>Finish</b>	<b>Order No.</b>
		Antique Brass	1500009
		Bright Brass	1521030
		Chrome	1521032
		Brushed Chrome	1500004
		Satin Nickel	1500010
		Oil Rubbed Bronze	1500001
		Distressed Bronze	1500021
		Distressed Nickel	1500015

## Operator Covers

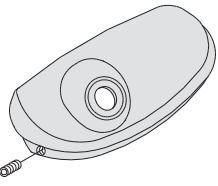
### Operator Cover - Classic Series™

		<b>Finish</b>	<b>Order No.</b>
		Stone	1361359
		White	1361357

### Operator Cover - Metro™

		<b>Finish</b>	<b>Order No.</b>
		Stone	N/A
		White	1361363

### Operator Cover - Estate™

	<p><b>Note:</b> Set screw ships with cover. Antique Brass finish may not match previous vintages of Antique Brass finish.</p>	<b>Finish</b>	<b>Order No.</b>
		Antique Brass	1300105
		Bright Brass	1361387
		Chrome	1361391
		Brushed Chrome	1500005
		Satin Nickel	1500011
		Oil Rubbed Bronze	1500002
		Distressed Bronze	1500024
Distressed Nickel	1500014		

### Set Screw / 1.5MM

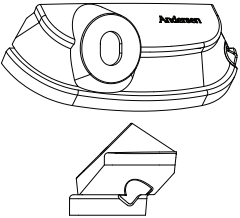
<p><b>Note:</b> Use with Estate™ style operator cover</p>	<b>Order No.</b>
	9064620

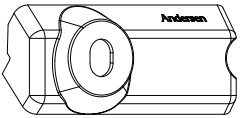


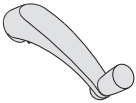
# Perma-Shield® Improved/E-Z Awning Windows (1999 to Present)

Standard, Picture, and Transom Windows


## Hardware

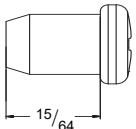
Operator Cover - Traditional			
	<b>Note:</b> Stone, white, black, and gold dust covers are not available separately. Replace with complete hardware set <a href="#">page 119</a> .	Finish	Order No.
		Antique Brass	9016740
		Bright Brass	9016739
		Satin Nickel	9016741
		Oil Rubbed Bronze	9016742
		Distressed Bronze	9041715
		Distressed Nickel	9041716

Operator Cover - Contemporary				
	<b>Note:</b> Stone, white, black, and gold dust covers are not available separately. Replace with complete hardware set <a href="#">page 119</a> .	Finish	Traditional (Stop Style)	Contemporary (Stop Style)
		Bright Brass	9016746	9191308
		Satin Nickel	9016747	9191310
		Oil Rubbed Bronze	9016748	9191312
		Black		9191313

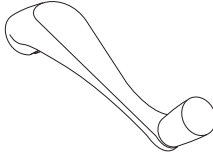
Handles			
Handle - Classic Series™			
	<b>Note:</b> Set screw ships with handle.	Finish	Order No.
		Stone	1361358
		White	1361356

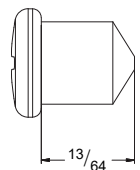
Set Screw / Classic Style / Chrome		
	<b>Note:</b> 10-32 x .290	Order No.
		9066668


Handle - Metro™			
	<b>Note:</b> Set screw ships with handle. Handle folds. If N/A, consider upgrading to current folding handle <a href="#">hardware pack</a> (replacing all pack components).	Finish	Order No.
		Stone	N/A
		White	N/A

Set Screw / Metro™ Style / Zinc		
	<b>Note:</b> 10-32 x .230	Order No.
		9064619

## Hardware

Handle - Estate™			
	<p><b>Note:</b> Antique Brass finish may not match previous vintages of Antique Brass finish.</p> <p>Set screw ships with handle.</p>	<b>Finish</b>	<b>Order No.</b>
		Antique Brass	1300095
		Bright Brass	1361386
		Chrome	1361390
		Brushed Chrome	1300038
		Satin Nickel	1361559
		Oil Rubbed Bronze	1300033
		Distressed Bronze	1300085
		Distressed Nickel	1300091

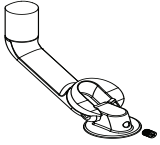
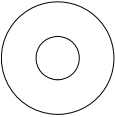


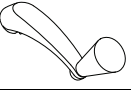

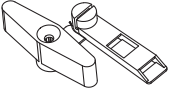
Set Screw / Estate™			
	<p><b>Note:</b> 10-32 x .205</p>	<b>Finish</b>	<b>Order No.</b>
		Antique Brass	9066664
		Bright Brass	9066665
		Chrome	9064618
		Oil Rubbed Bronze	9066666

Operator Handle - Folding / Traditional			
	<p><b>Note:</b> Stone, white, black, and gold dust handles are not available separately. Replace with complete hardware set <a href="#">page 119</a>.</p>	<b>Finish</b>	<b>Order No.</b>
		Stone	NA
		White	NA
		Bright Brass	9016099
		Antique Brass	9016102
		Satin Nickel	9016100
		Distressed Nickel	9016106
		Oil Rubbed Bronze	9016101
		Distressed Bronze	9016105
		Black	NA
Gold Dust	NA		

# Perma-Shield® Improved/E-Z Awning Windows (1999 to Present)

Standard, Picture, and Transom Windows

## Hardware

Operator Handle - Folding / Contemporary			
	<b>Note:</b> Stone, white, black, and gold dust handles are not available, replace with complete hardware set <a href="#">page 119</a> .	<b>Color</b>	<b>Order No.</b>
		Stone	NA
		White	NA
		Bright Brass	9016113
		Satin Nickel	9016114
		Oil Rubbed Bronze	9016115
		Black	NA
		Gold Dust	NA
Set Screw / Zinc			
	<b>Note:</b> Used on both the traditional and contemporary operator handles.		<b>Order No.</b> 9066667
Washer - Folding			
	<b>Note:</b> Opaque nylon washer used between handle and cover of Contemporary and Traditional folding hardware.		<b>Order No.</b> 9069020
Handle - T			
	<b>Note:</b> Set screw ships with handle.	<b>Finish</b>	<b>Order No.</b>
		Stone	1361487
		White	1361488
Handle - Compact Operator			
		<b>Finish</b>	<b>Order No.</b>
		Stone	1361804
		White	1351334
Handle - Easy Grip			
		<b>Finish</b>	<b>Order No.</b>
		Stone	1361378
		White	1361377
Operator Spline Cover with Screws			
	<b>Note:</b> Operator spline cover must not be used in egress situations.	<b>Finish</b>	<b>Order No.</b>
		Stone	1351322
		White	1351336
Temporary Handle - Operator and Lock			
			<b>Order No.</b> 1361394

## Hardware

### Lock Handing Reference

**Note:**

Lock handing determined by location of lock on frame as viewed from the interior.



### Locks and Lock Components

#### Lock with Screws - Flushmount / Single

	<p><b>Note:</b> Lock handing determined by location of lock on frame as viewed from the interior.</p>	<b>Left</b>	<b>Right</b>
		1351433	1351434

#### Lock Keeper with Screws- Flushmount

	<b>Description</b>	<b>Order No.</b>
	8-18 x 5/8" FH #7 PH SS 430 typ 17	1351440

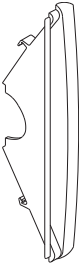

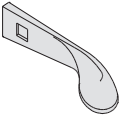
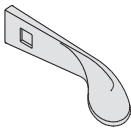
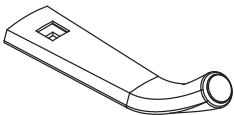
#### Screw - Lock

	<b>Order No.</b>
	By description

# Perma-Shield® Improved/E-Z Awning Windows (1999 to Present)

Standard, Picture, and Transom Windows

## Hardware

Bezel- Flushmount Lock / Classic Series™ / Metro™ / Traditional & Contemporary			
	<b>Note:</b> Black and gold dust bezels are not available separately. Replace with complete hardware set <a href="#">page 119</a> .	Finish	Order No.
		Stone	1351442
		White	1351441
Bezel - Lock / Estate™ / Traditional & Contemporary			
	<b>Note:</b> Antique Brass finish may not match previous vintages of Antique Brass finish.	Finish	Order No.
		Antique Brass	1300099
		Bright Brass	1361550
		Polished Chrome	1361552
		Brushed Chrome	1500006
		Satin Nickel	1500012
		Oil Rubbed Bronze	1500003
		Distressed Bronze	1500023
Distressed Nickel	1300094		
Handle - Concealed Lock / Classic Series™			
		Finish	Order No.
		Stone	1361916
		White	1361915
Handle - Lock Estate™			
	<b>Note:</b> Antique Brass finish may not match previous vintages of Antique Brass finish.	Finish	Order No.
		Antique Brass	1300101
		Bright Brass	1361917
		Chrome	N/A
		Brushed Chrome	1300039
		Satin Nickel	1361556
		Oil Rubbed Bronze	1300034
		Distressed Bronze	1300082
Distressed Nickel	1300080		
Lock Handle - Traditional & Contemporary			
	<b>Note:</b> use the same lock handle for traditional and contemporary style.  Stone, white, black, and gold dust handles are not available separately. Replace with complete hardware set <a href="#">page 119</a> .	Finish	Order No.
		Bright Brass	9016064
		Satin Nickel	9016065
		Distressed Nickel	9016071
		Oil Rubbed Bronze	9016066
		Antique Brass	9016067
		Brushed Chrome	9016068
		Polished Chrome	9016069
Distressed Bronze	9016070		

## Hardware

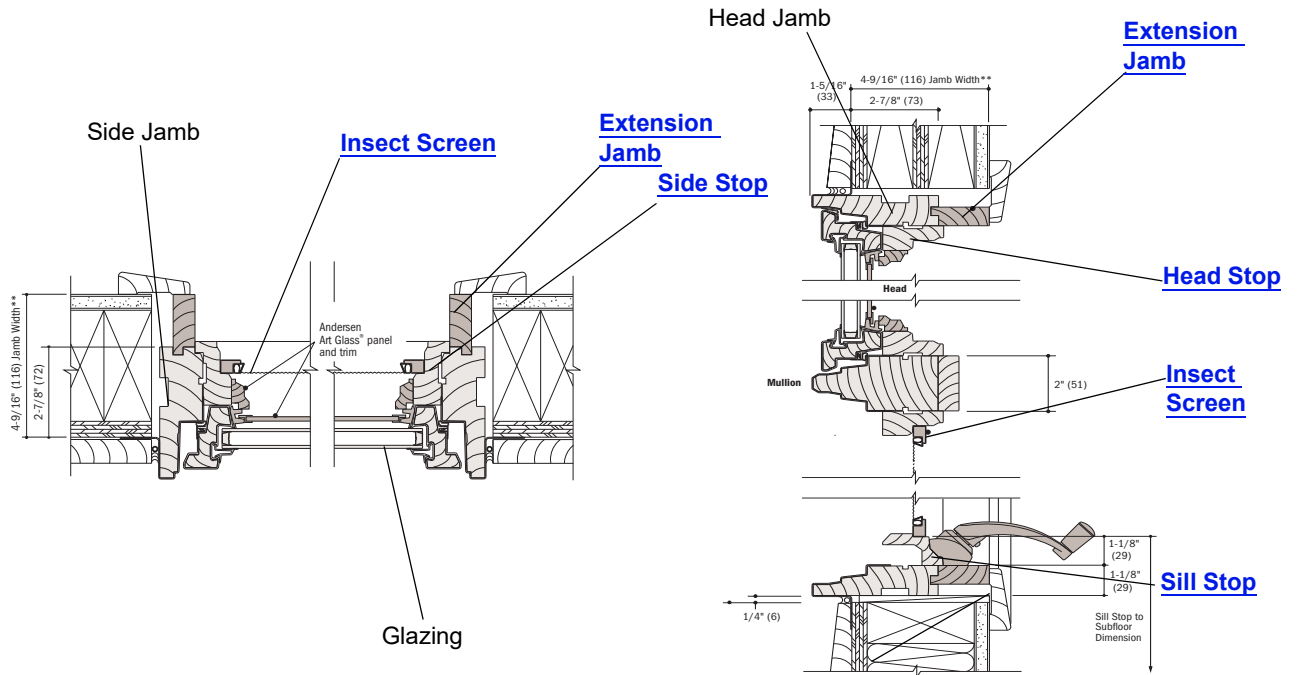
Installation Kit		
<b>Installation Kit - Custom Awning</b>		
<b>Note:</b> See <a href="#">Installation Guide 9044185</a> .		
	<b>Kit Includes:</b> 3/8" Backer rod (22') (16) 1/32" Shims (48) 1/16" Shims (20) Fasteners Installation guide	<b>Order No.</b> 9041717
<b>Installation Kit - Windows</b>		
<b>Note:</b> Used for rectangular openings up to 46" x 72". See <a href="#">Installation Guide 9080775</a> (limited release).		
	<b>Kit Includes:</b> Backer rod (20') (64) Shims (54) Fasteners Self adhering flashing tape (20') Flexible sill flashing tape (5') (1) Insulating foam (12 oz.) (1) Sealant (10.1 oz.) Installation guide	<b>Order No.</b> 9080773

# Perma-Shield® Improved/E-Z Awning Windows (1999 to Present)

Standard, Picture, and Transom Windows

## Frames

### Frame Assembly - Standard Windows



Perma -Shield® Improved/E-Z Awning Frame Assembly

## Frames

### Frames - Standard Windows / Stationary

**Note:**

Part numbered stationary frames do **not** include stops.

### Frame - Standard Window / Stationary

**Note:**

Part numbered stationary frames do **not** include stops.

Unit No.	Dimensions (w x h)	White	Terratone®	Sandtone	Forest Green	Canvas	Dark Bronze	Black
<b>AR</b>	AR21	24 1/8 x 17	1352837	OBD	OBD	OBD	OBD	OBD
	AR251	28 3/8 x 17	1352838	1434284	OBD	OBD	OBD	OBD
	AR281	31 1/2 x 17	OBD	OBD	OBD	OBD	OBD	OBD
	AR31	35 15/16 x 17	1352839	1434285	OBD	OBD	OBD	OBD
	AR351	40 13/16 x 17	1352840	1434286	OBD	OBD	OBD	OBD
	AR41	48 x 17	1352841	1434287	OBD	OBD	OBD	OBD
	AR451	52 13/16 x 17	1352842	1434288	OBD	OBD	OBD	OBD
	AR51	59 7/8 x 17	1352843	1434289	OBD	OBD	OBD	OBD
	AR551	64 13/16 x 17	1352844	OBD	OBD	OBD	OBD	OBD
	AR61	71 7/8 x 17	1352845	OBD	OBD	OBD	OBD	OBD
<b>AN</b>	AN21	24 1/8 x 20 1/2	1352807	1434253	OBD	OBD	OBD	OBD
	AN251	28 3/8 x 20 1/2	1352808	OBD	OBD	OBD	OBD	OBD
	AN281	31 1/2 x 20 1/2	OBD	OBD	OBD	OBD	OBD	OBD
	AN31	35 15/16 x 20 1/2	1352809	1434255	OBD	OBD	OBD	OBD
	AN351	40 13/16 x 20 1/2	1352810	OBD	OBD	OBD	OBD	OBD
	AN41	48 x 20 1/2	1352811	1434257	OBD	OBD	OBD	OBD
	AN451	52 13/16 x 20 1/2	1352812	OBD	OBD	OBD	OBD	OBD
	AN51	59 7/8 x 20 1/2	1352813	1434259	OBD	OBD	OBD	OBD
	AN551	64 13/16 x 20 1/2	1352814	OBD	OBD	OBD	OBD	OBD
	AN61	71 7/8 x 20 1/2	1352815	1434261	OBD	OBD	OBD	OBD
<b>A</b>	A21	24 1/8 x 24 1/8	1352785	1434232	OBD	OBD	OBD	OBD
	A251	28 3/8 x 24 1/8	1352786	1434233	OBD	OBD	OBD	OBD
	A281	31 1/2 x 24 1/8	OBD	OBD	OBD	OBD	OBD	OBD
	A31	35 15/16 x 24 1/8	1352787	1434234	OBD	OBD	OBD	OBD
	A32	35 15/16 x 48	OBD	OBD	OBD	OBD	OBD	OBD
	A3308	35 15/16 x 35 15/16	1352869	OBD	0612087	OBD	OBD	OBD
	A335	35 15/16 x 40 3/4	OBD	OBD	OBD	OBD	OBD	OBD
	A351	40 13/16 x 24 1/8	1352788	1434235	OBD	OBD	OBD	OBD
	A3535	40 13/16 x 40 3/4	OBD	OBD	OBD	OBD	OBD	OBD
	A41	48 x 24 1/8	1352789	1434236	OBD	0515005	OBD	OBD
	A451	52 13/16 x 24 1/8	1352790	1434237	OBD	OBD	OBD	OBD
	A51	59 7/8 x 24 1/8	1352791	1434238	OBD	OBD	OBD	OBD
	A551	64 13/16 x 24 1/8	1352792	1434239	OBD	OBD	OBD	OBD
	A61	71 7/8 x 24 1/8	1352793	1434240	OBD	0515009	OBD	OBD
A42	48 x 48	OBD	OBD	OBD	OBD	OBD	OBD	



# Perma-Shield® Improved/E-Z Awning Windows (1999 to Present)

Standard, Picture, and Transom Windows

## Frames

Frame - Standard Window / Stationary									
<b>Note:</b> Part numbered stationary frames do <b>not</b> include stops.									
Unit No.	Dimensions (w x h)	White	Terratone®	Sandtone	Forest Green	Canvas	Dark Bronze	Black	
<b>AW</b>	<b>AW21</b>	24 1/8 x 28 3/8	1352853	1434299	0612071	OBD	OBD	OBD	OBD
	<b>AW251</b>	28 3/8 x 28 3/8	1352854	1434301	OBD	OBD	OBD	OBD	OBD
	<b>AW281</b>	31 1/2 x 28 3/8	OBD	OBD	OBD	OBD	OBD	OBD	OBD
	<b>AW31</b>	35 15/16 x 28 3/8	1352855	1434302	0612073	0515056	OBD	OBD	OBD
	<b>AW351</b>	40 13/16 x 28 3/8	1352856	1434303	0612074	OBD	OBD	OBD	OBD
	<b>AW41</b>	48 x 28 3/8	1352857	1434304	0612075	0515058	OBD	OBD	OBD
	<b>AW451</b>	52 13/16 x 28 3/8	1352858	1434305	0612076	0515059	OBD	OBD	OBD
	<b>AW51</b>	59 7/8 x 28 3/8	1352859	1434306	0612077	OBD	OBD	OBD	OBD
	<b>AW551</b>	64 13/16 x 28 3/8	1352860	1434307	0612078	OBD	OBD	OBD	OBD
	<b>AW61</b>	71 7/8 x 28 3/8	1352861	1434308	0612079	0515062	OBD	OBD	OBD
<b>AX</b>	<b>AX25</b>	28 3/8 x 31 1/2	1321408	1415111	0629011	0508411	OBD	OBD	OBD
	<b>AX28</b>	31 1/2 x 31 1/2	OBD	OBD	OBD	OBD	OBD	OBD	OBD
	<b>AX3</b>	35 15/16 x 31 1/2	1321409	1415112	0629012	0508412	OBD	OBD	OBD
	<b>AX35</b>	40 13/16 x 31 1/2	1321410	1415113	0629013	0508413	OBD	OBD	OBD
	<b>AX4</b>	48 x 31 1/2	1321411	1415114	0629014	0508414	OBD	OBD	OBD
	<b>AX45</b>	52 13/16 x 31 1/2	1321412	1415115	0629015	0508415	OBD	OBD	OBD
	<b>AX5</b>	59 7/8 x 31 1/2	1321413	OBD	0629016	0508416	OBD	OBD	OBD
	<b>AX55</b>	64 13/16 x 31 1/2	1321414	1415117	0629017	0508417	OBD	OBD	OBD
	<b>AX6</b>	71 7/8 x 31 1/2	1321415	1415118	0629018	0508418	OBD	OBD	OBD
<b>AXW</b>	<b>AXW281</b>	35 15/16 x 31 1/2	OBD	OBD	OBD	OBD	OBD	OBD	OBD
	<b>AXW31</b>	35 15/16 x 35 15/16	1352869	OBD	0612087	OBD	OBD	OBD	OBD
	<b>AXW351</b>	35 15/16 x 40 13/16	1352870	1434317	0612088	OBD	OBD	OBD	OBD
	<b>AXW41</b>	35 15/16 x 48	1352871	1434318	0612089	OBD	OBD	OBD	OBD
	<b>AXW451</b>	35 15/16 x 52 13/16	1352872	OBD	0612090	OBD	OBD	OBD	OBD
	<b>AXW51</b>	35 15/16 x 59 7/8	1352873	1434320	0612091	OBD	OBD	OBD	OBD
	<b>AXW551</b>	35 15/16 x 64 13/16	1352874	1434321	0612092	OBD	OBD	OBD	OBD
	<b>AXW61</b>	35 15/16 x 71 7/8	1352875	1434322	0612093	OBD	OBD	OBD	OBD
<b>AP</b>	<b>AP321</b>	35 15/16 x 71 7/8	OBD	OBD	OBD	OBD	OBD	OBD	OBD
	<b>AP32</b>	35 15/16 x 48	OBD	OBD	OBD	OBD	OBD	OBD	OBD
	<b>AP3521</b>	40 13/16 x 71 7/8	OBD	OBD	OBD	OBD	OBD	OBD	OBD
	<b>AP421</b>	48 x 71 7/8	OBD	OBD	OBD	OBD	OBD	OBD	OBD
	<b>AP42</b>	48 x 48	OBD	OBD	OBD	OBD	OBD	OBD	OBD
	<b>AP352</b>	40 13/16 x 48	OBD	OBD	OBD	OBD	OBD	OBD	OBD

## Frames

### Frames - Standard Windows / Venting

**Note:**

Part numbered frames are shipped with natural pine **traditional** stops and hardware. When ordering by description specify the interior finish detail (natural pine or prefinished pine color) as well as the stop profile (traditional or contemporary) and hardware finish (standard or corrosion resistant).

### Frame - Single / Venting

**Note:**

Part numbered frames are shipped with natural pine **traditional** stops and hardware. When ordering by description specify the interior finish detail (natural pine or prefinished pine color) as well as the stop profile (traditional or contemporary) and hardware finish (standard or corrosion resistant).

Unit No.	Dimensions (w x h)	White	Terratone®	Sandtone	Forest Green	Canvas	Dark Bronze	Black
<b>AR</b>	<b>AR21V</b>	24 1/8 x 17	1509227	2133149	OBD	OBD	OBD	OBD
	<b>AR251V</b>	28 3/8 x 17	OBD	OBD	OBD	OBD	OBD	OBD
	<b>AR281V</b>	31 1/2 x 17	OBD	OBD	OBD	OBD	OBD	OBD
	<b>AR31V</b>	35 15/16 x 17	1509228	2133150	0612157	OBD	OBD	OBD
	<b>AR351V</b>	40 13/16 x 17	1509229	OBD	OBD	OBD	OBD	OBD
	<b>AR41V</b>	48 x 17	1509230	OBD	OBD	OBD	OBD	OBD
	<b>AR451V</b>	52 13/16 x 17	OBD	OBD	OBD	OBD	OBD	OBD
	<b>AR51V</b>	59 7/8 x 17	OBD	2133154	OBD	OBD	OBD	OBD
	<b>AR551V</b>	64 13/16 x 17	OBD	OBD	OBD	OBD	OBD	OBD
	<b>AR61V</b>	71 7/8 x 17	OBD	OBD	OBD	OBD	OBD	OBD
<b>AN</b>	<b>AN21V</b>	24 1/8 x 20 1/2	1509233	2133155	OBD	OBD	OBD	OBD
	<b>AN251V</b>	28 3/8 x 20 1/2	OBD	OBD	OBD	OBD	OBD	OBD
	<b>AN281V</b>	31 1/2 x 20 1/2	OBD	OBD	OBD	OBD	OBD	OBD
	<b>AN31V</b>	35 15/16 x 20 1/2	1509234	2133156	OBD	OBD	OBD	OBD
	<b>AN351V</b>	40 13/16 x 20 1/2	1509235	OBD	OBD	OBD	OBD	OBD
	<b>AN41V</b>	48 x 20 1/2	1509236	OBD	0612147	OBD	OBD	OBD
	<b>AN451V</b>	52 13/16 x 20 1/2	OBD	OBD	OBD	OBD	OBD	OBD
	<b>AN51V</b>	59 7/8 x 20 1/2	1509238	OBD	OBD	OBD	OBD	OBD
	<b>AN551V</b>	64 13/16 x 20 1/2	OBD	OBD	OBD	OBD	OBD	OBD
	<b>AN61V</b>	71 7/8 x 20 1/2	OBD	OBD	OBD	OBD	OBD	OBD
<b>A</b>	<b>A21V</b>	24 1/8 x 24 1/8	1509239	2133161	OBD	OBD	OBD	OBD
	<b>A251V</b>	28 3/8 x 24 1/8	OBD	OBD	OBD	OBD	OBD	OBD
	<b>A281V</b>	31 1/2 x 24 1/8	OBD	OBD	OBD	OBD	OBD	OBD
	<b>A31V</b>	35 15/16 x 24 1/8	1509240	2133162	0612137	OBD	OBD	OBD
	<b>A32V</b>	35 15/16 x 48	1509241	OBD	OBD	OBD	OBD	OBD
	<b>A335V</b>	35 15/16 x 40 3/4	OBD	OBD	OBD	OBD	OBD	OBD
	<b>A351V</b>	40 13/16 x 24 1/8	1509242	2133164	OBD	OBD	OBD	OBD
	<b>A3535V</b>	40 13/16 x 40 3/4	OBD	OBD	OBD	OBD	OBD	OBD
	<b>A41V</b>	48 x 24 1/8	1509243	2133165	0612140	OBD	OBD	OBD
	<b>A451V</b>	52 13/16 x 24 1/8	1509245	2133167	OBD	OBD	OBD	OBD
	<b>A51V</b>	59 7/8 x 24 1/8	1509246	OBD	OBD	OBD	OBD	OBD
	<b>A551V</b>	64 13/16 x 24 1/8	OBD	OBD	OBD	OBD	OBD	OBD
	<b>A61V</b>	71 7/8 x 24 1/8	OBD	OBD	OBD	OBD	OBD	OBD
	<b>A42V</b>	48 x 48	OBD	OBD	OBD	OBD	OBD	OBD

# Perma-Shield® Improved/E-Z Awning Windows (1999 to Present)

*Standard, Picture, and Transom Windows*

## Frames

<b>Frame - Single / Venting</b>									
<b>Note:</b> Part numbered frames are shipped with natural pine <b>traditional</b> stops and hardware. When ordering by description specify the interior finish detail (natural pine or prefinished pine color) as well as the stop profile (traditional or contemporary) and hardware finish (standard or corrosion resistant).									
	Unit No.	Dimensions (w x h)	White	Terratone®	Sandtone	Forest Green	Canvas	Dark Bronze	Black
<b>AW</b>	AW21V	24 1/8 x 28 3/8	1509252	OBD	OBD	OBD	OBD	OBD	OBD
	AW251V	28 3/8 x 28 3/8	OBD	OBD	OBD	OBD	OBD	OBD	OBD
	AW281V	31 1/2 x 28 3/8	OBD	OBD	OBD	OBD	OBD	OBD	OBD
	AW31V	35 15/16 x 28 3/8	1509247	2133170	0612163	OBD	OBD	OBD	OBD
	AW351V	40 13/16 x 28 3/8	1509248	OBD	0612164	OBD	OBD	OBD	OBD
	AW41V	48 x 28 3/8	1509249	2133172	OBD	OBD	OBD	OBD	OBD
	AW451V	52 13/16 x 28 3/8	1509250	OBD	OBD	OBD	OBD	OBD	OBD
	AW51V	59 7/8 x 28 3/8	OBD	OBD	OBD	OBD	OBD	OBD	OBD
	AW551V	64 13/16 x 28 3/8	OBD	OBD	OBD	OBD	OBD	OBD	OBD
<b>AX</b>	AX25V	28 3/8 x 31 1/2	OBD	OBD	OBD	OBD	OBD	OBD	OBD
	AX28V	31 1/2 x 31 1/2	OBD	OBD	OBD	OBD	OBD	OBD	OBD
	AX3V	35 15/16 x 31 1/2	OBD	OBD	OBD	OBD	OBD	OBD	OBD
	AX35V	40 13/16 x 31 1/2	OBD	OBD	OBD	OBD	OBD	OBD	OBD
	AX4V	48 x 31 1/2	OBD	OBD	OBD	OBD	OBD	OBD	OBD
	AX45V	52 13/16 x 31 1/2	OBD	OBD	OBD	OBD	OBD	OBD	OBD
	AX5V	59 7/8 x 31 1/2	OBD	OBD	OBD	OBD	OBD	OBD	OBD
	AX55V	64 13/16 x 31 1/2	OBD	OBD	OBD	OBD	OBD	OBD	OBD
	AX6V	71 7/8 x 31 1/2	OBD	OBD	OBD	OBD	OBD	OBD	OBD
<b>AXW</b>	AXW281V	35 15/16 x 31 1/2	OBD	OBD	OBD	OBD	OBD	OBD	OBD
	AXW31V	35 15/16 x 35 15/16	1509253	OBD	OBD	OBD	OBD	OBD	OBD
	AXW351V	35 15/16 x 40 13/16	OBD	OBD	OBD	OBD	OBD	OBD	OBD
	AXW41V	35 15/16 x 48	1509255	OBD	OBD	OBD	OBD	OBD	OBD
	AXW451V	35 15/16 x 52 13/16	OBD	OBD	OBD	OBD	OBD	OBD	OBD
	AXW51V	35 15/16 x 59 7/8	1509257	OBD	OBD	OBD	OBD	OBD	OBD
	AXW551V	35 15/16 x 64 13/16	OBD	OBD	OBD	OBD	OBD	OBD	OBD
	AXW61V	35 15/16 x 71 7/8	OBD	OBD	OBD	OBD	OBD	OBD	OBD
<b>AP</b>	AP321V	35 15/16 x 71 7/8	OBD	OBD	OBD	OBD	OBD	OBD	OBD
	AP32V	35 15/16 x 48	OBD	OBD	OBD	OBD	OBD	OBD	OBD
	AP3521V	40 13/16 x 71 7/8	OBD	OBD	OBD	OBD	OBD	OBD	OBD
	AP421V	48 x 71 7/8	1509263	OBD	OBD	OBD	OBD	OBD	OBD
	AP42V	48 x 48	1509262	OBD	OBD	OBD	OBD	OBD	OBD
	AP352V	40 13/16 x 48	OBD	OBD	OBD	OBD	OBD	OBD	OBD

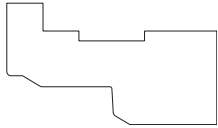
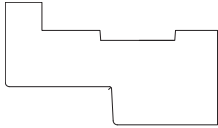
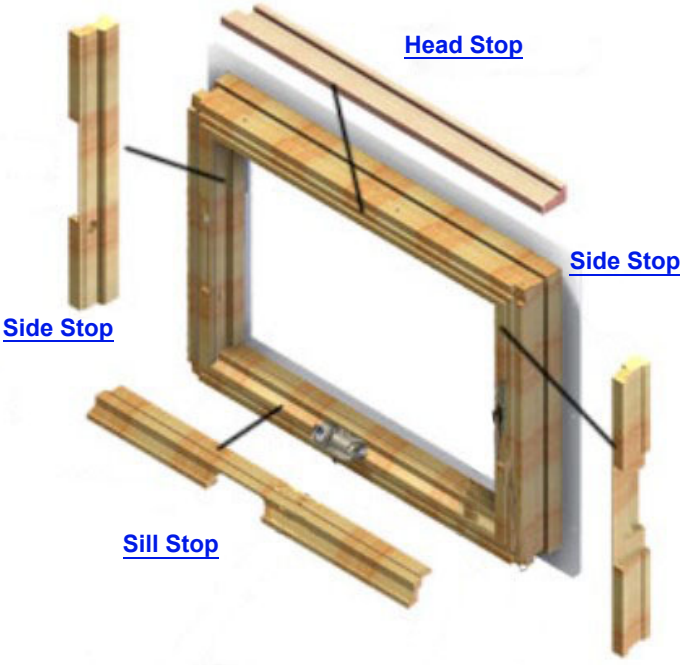
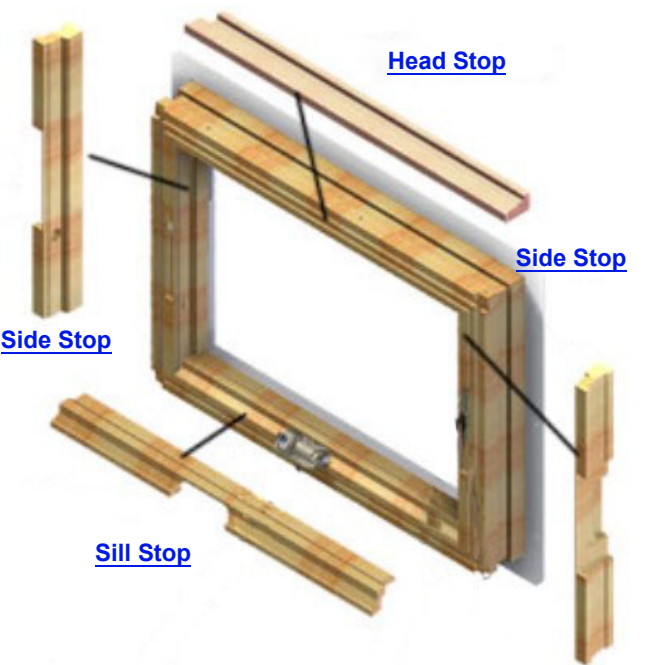
<b>Frame - Picture Window</b>
<b>Note:</b> Picture window frames are available by description.

## Frames

### Stop Graphic - Venting / Stationary

**Note:**

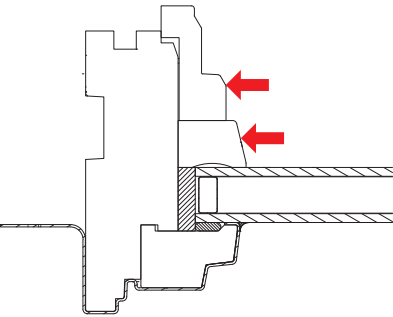
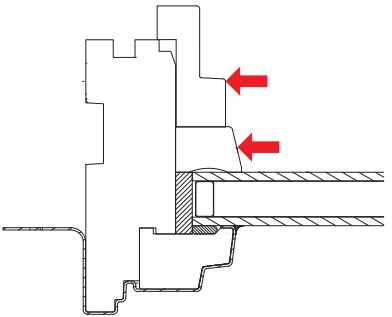
See [Stop Replacement Video](#). Contemporary stops introduced in February 2022. See iQ+ for additional detail.

<a href="#">Traditional Stop</a> (1999 to Present)	<a href="#">Contemporary Stop</a> (2022 to Present)
	
	

### Stop Graphic - Transom / Picture

**Note:**

See [Stop Replacement Video](#). Contemporary stops introduced in February 2022.

<a href="#">Traditional Stop</a> (1999 to Present)	<a href="#">Contemporary Stop</a> (2022 to Present)
	

# Perma-Shield® Improved/E-Z Awning Windows (1999 to Present)

Standard, Picture, and Transom Windows

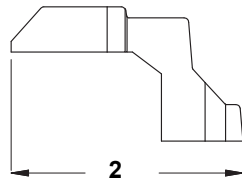
## Frames

### Trim Stop / Traditional / Venting & Stationary

#### Traditional Stop - Sill (1999 to Present)

**Note:**

Dimensions shown are for pine stops.



Unit No.	Length	Pine	Factory Painted		
			White	Terratone®	Sandtone
A2	20 <sup>7</sup> / <sub>16</sub>	1508672	1582828	9059713	9059653
A25	24 <sup>11</sup> / <sub>16</sub>	1508673	1582829	9059714	9059654
A28	27 <sup>13</sup> / <sub>16</sub>	1504809	1582870	9059735	9059675
A3	32 <sup>1</sup> / <sub>4</sub>	1508674	1582830	9059715	9059655
A35	37 <sup>1</sup> / <sub>8</sub>	1508675	1582831	9059716	9059656
A4	44 <sup>21</sup> / <sub>64</sub>	1508676	1582832	9059717	9059657
A45	49 <sup>1</sup> / <sub>8</sub>	1508677	1582833	9059718	9059658
A5	56 <sup>3</sup> / <sub>16</sub>	1508678	1582834	9059719	9059659
A55	61 <sup>1</sup> / <sub>8</sub>	1508681	1582882	9059741	9059681
A6	68 <sup>3</sup> / <sub>16</sub>	1508682	1582883	9059742	9059682

Unit No.	Length	Factory Painted (continued)			
		Forest Green	Canvas	Dark Bronze	Black
A2	20 <sup>7</sup> / <sub>16</sub>	9059773	9059833	By Description	By Description
A25	24 <sup>11</sup> / <sub>16</sub>	9059774	9059834	By Description	By Description
A28	27 <sup>13</sup> / <sub>16</sub>	9059795	9059855	By Description	By Description
A3	32 <sup>1</sup> / <sub>4</sub>	9059775	9059835	By Description	By Description
A35	37 <sup>1</sup> / <sub>8</sub>	9059776	9059836	By Description	By Description
A4	44 <sup>21</sup> / <sub>64</sub>	9059777	9059837	By Description	By Description
A45	49 <sup>1</sup> / <sub>8</sub>	9059778	9059838	By Description	By Description
A5	56 <sup>3</sup> / <sub>16</sub>	9059779	9059839	By Description	By Description
A55	61 <sup>1</sup> / <sub>8</sub>	9059801	9059861	9117587	9129620
A6	68 <sup>3</sup> / <sub>16</sub>	9059802	9059862	9117588	9129621

## Frames

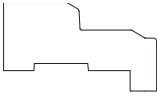
Traditional Stop - Stationary / Head and Sill									
<b>Note:</b> Casement side stops may be used as Awning head and sill stops.									
Unit No.	Length	Natural Wood	Factory Painted						
			White	Terratone	Sandtone	Forest Green	Canvas	Dark Bronze	Black
A2	21 <sup>57</sup> / <sub>64</sub>	1352776	1351927	9060028	9059941	9060115	9060202	9072201	9129593
A25	26 <sup>5</sup> / <sub>64</sub>	1352777	1351928	9060029	9059942	9060116	9060203	9072202	9129594
A28	29 <sup>3</sup> / <sub>16</sub>	1353007	1351947	9060042	9059955	9060129	9060216	9077215	9129607
A3	33 <sup>41</sup> / <sub>64</sub>	1352778	1351929	9060030	9059943	9060117	9060204	9077203	9129595
A35	38 <sup>33</sup> / <sub>64</sub>	1352779	1351930	9060031	9059944	9060118	9060205	9077204	9129596
A4	45 <sup>45</sup> / <sub>64</sub>	1352780	1351931	9060032	9059945	9060119	9060206	9077205	9129597
A45	50 <sup>33</sup> / <sub>64</sub>	1352781	1351932	9060033	9059946	9060120	9060207	9077206	9129598
A5	57 <sup>57</sup> / <sub>64</sub>	1352782	1351933	9060034	9059947	9060121	9060208	9077207	9129599
A55	62 <sup>33</sup> / <sub>64</sub>	1352783	1351934	9060035	9059948	9060122	9060209	9077208	9129600
A6	69 <sup>37</sup> / <sub>64</sub>	1352784	1351935	9060036	9059949	9060123	9060210	9077209	9129601

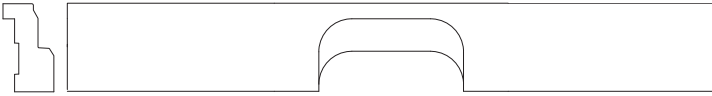
Traditional Stop with Strike - Head									
Unit No.	Length	Natural Wood	Factory Painted						
			White	Terra-tone®	Sandtone	Forest Green	Canvas	Dark Bronze	Black
A2	20 <sup>7</sup> / <sub>16</sub>	1508651	1582814	9059706	9059646	9059766	9059826	9117577	9129610
A25	24 <sup>11</sup> / <sub>16</sub>	1508652	1582815	9059707	9059647	9059767	9059827	9117578	9129611
A28	27 <sup>13</sup> / <sub>16</sub>	1504806	1582869	9059734	9059674	9059794	9059854	9117584	9129617
A3	32 <sup>1</sup> / <sub>4</sub>	1508653	1582816	9059708	9059648	9059768	9059828	9117579	9129612
A35	37 <sup>1</sup> / <sub>8</sub>	1508654	1582817	9059709	9059649	9059769	9059829	9117580	9129613
A4	44 <sup>21</sup> / <sub>64</sub>	1508655	1582818	9059710	9059650	9059770	9059830	9117581	9129614
A45	49 <sup>1</sup> / <sub>8</sub>	1508656	1582819	9059711	9059651	9059771	9059831	9117582	9129615
A5	56 <sup>3</sup> / <sub>16</sub>	1508657	1582820	9059712	9059652	9059772	9059832	9117583	9129616
A55	61 <sup>1</sup> / <sub>8</sub>	1508679	1582876	9059739	9059679	9059799	9059859	9117585	9129618
A6	68 <sup>3</sup> / <sub>16</sub>	1508680	1582877	9059740	9059680	9059800	9059860	9117586	9129619

# Perma-Shield® Improved/E-Z Awning Windows (1999 to Present)

Standard, Picture, and Transom Windows

## Frames

Traditional Stop - Stationary / Side									
<b>Note:</b> Casement head stops may be used as Awning side stops.									
									
Unit No.	Length	Natural Wood	Factory Painted						
			White	Terra-tone®	Sandtone	Forest Green	Canvas	Dark Bronze	Black
AR1	13 <sup>26</sup> / <sub>32</sub>	1352718	1351809	9059973	9059886	9060060	9060147	9077147	9129539
AN1	17 <sup>10</sup> / <sub>32</sub>	1352717	1351810	9059974	9059887	9060061	9060148	9077148	9129540
A1	20 <sup>30</sup> / <sub>32</sub>	1352716	1351811	9059975	9059888	9060062	9060149	9077149	9129541
AW1	25 <sup>6</sup> / <sub>32</sub>	1352719	1351812	9059976	9059889	9060063	9060150	9077150	9129542
AX1	28 <sup>5</sup> / <sub>16</sub>	1321416	1351942	9060037	9059950	9060124	9060211	9077210	9129602
AXW1	32 <sup>24</sup> / <sub>32</sub>	1352720	1351813	9059977	9059890	9060064	9060151	9077151	9129543
AP2	44 <sup>26</sup> / <sub>32</sub>	1352722	1396854	9198226	9198227	9198228	9198229	9198231	9198230

Traditional Stop with Strike - Lock Side									
<b>Note:</b> Handing determined as viewed from interior.									
									
Unit No.	Length	Natural Wood		Factory Painted					
		Left	Right	White		Terratone®		Sandtone	
				Left	Right	Left	Right	Left	Right
AR1	14 <sup>23</sup> / <sub>32</sub>	1508662	1508663	1582854	1582842	9059725	9059720	9059665	9059660
AN1	18 <sup>7</sup> / <sub>32</sub>	1508660	1508661	1582855	1582843	9059726	9059721	9059666	9059661
A1	21 <sup>27</sup> / <sub>32</sub>	1508658	1508659	1582856	1582844	9059727	9059722	9059667	9059662
AW1	26 <sup>3</sup> / <sub>32</sub>	1508664	1508665	1582857	1582845	9059728	9059723	9059668	9059663
AX1	29 <sup>7</sup> / <sub>32</sub>	1504807	1504808	1582872	1582871	9059737	9059736	9059677	9059676
AXW1	33 <sup>21</sup> / <sub>32</sub>	1508666	1508667	1582858	1582846	9059729	9059724	9059669	9059664
A35/A335	38 <sup>15</sup> / <sub>32</sub>	1508668	1508669	1582863	1582862	9059733	9059732	9059673	9059672
AP2	45 <sup>23</sup> / <sub>32</sub>	1508670	1508671	1582860	1582861	9059730	9059731	9059670	9059671

Unit No.	Length	Factory Painted (continued)							
		Forest Green		Canvas		Dark Bronze		Black	
		Left	Right	Left	Right	Left	Right	Left	Right
AR1	14 <sup>23</sup> / <sub>32</sub>	9059785	9059780	9059845	9059840	By Description	By Description	By Description	By Description
AN1	18 <sup>7</sup> / <sub>32</sub>	9059786	9059781	9059846	9059841	By Description	By Description	By Description	By Description
A1	21 <sup>27</sup> / <sub>32</sub>	9059787	9059782	9059847	9059842	By Description	By Description	By Description	By Description
AW1	26 <sup>3</sup> / <sub>32</sub>	9059788	9059783	9059848	9059843	By Description	By Description	By Description	By Description
AX1	29 <sup>7</sup> / <sub>32</sub>	9059797	9059796	9059857	9059856	By Description	By Description	By Description	By Description
AXW1	33 <sup>21</sup> / <sub>32</sub>	9059789	9059784	9059849	9059844	By Description	By Description	By Description	By Description
A335	38 <sup>15</sup> / <sub>32</sub>	9059793	9059792	9059853	9059852	By Description	By Description	By Description	By Description
AP2	45 <sup>23</sup> / <sub>32</sub>	9059790	9059791	9059850	9059851	By Description	By Description	By Description	By Description

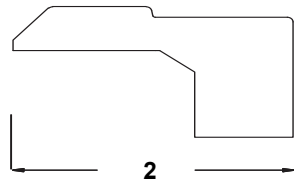
## Frames

### Trim Stop / Contemporary / Venting & Stationary

#### Contemporary Stop - Sill (1999 to Present)

**Note:**

Dimensions shown are for pine stops. See iQ+ for additional detail.



Unit No.	Length	Pine	Factory Painted		
			White	Terratone®	Sandtone
A2	20 <sup>7</sup> / <sub>16</sub>	9189839	9189857	9189947	9189911
A25	24 <sup>11</sup> / <sub>16</sub>	9189840	9189858	9189948	9189912
A28	27 <sup>13</sup> / <sub>16</sub>	9189817	9189879	9189969	9189933
A3	32 <sup>1</sup> / <sub>4</sub>	9189841	9189859	9189949	9189913
A35	37 <sup>1</sup> / <sub>8</sub>	9189842	9189860	9189950	9189914
A4	44 <sup>21</sup> / <sub>64</sub>	9189843	9189861	9189951	9189915
A45	49 <sup>1</sup> / <sub>8</sub>	9189844	9189862	9189952	9189916
A5	56 <sup>3</sup> / <sub>16</sub>	9189845	9189863	9189953	9189917
A55	61 <sup>1</sup> / <sub>8</sub>	9189848	9189884	9189974	9189938
A6	68 <sup>3</sup> / <sub>16</sub>	9189849	9189885	9189975	9189939

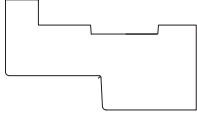
Unit No.	Length	Factory Painted (continued)			
		Forest Green	Canvas	Dark Bronze	Black
A2	20 <sup>7</sup> / <sub>16</sub>	9189983	9190019		
A25	24 <sup>11</sup> / <sub>16</sub>	9189984	9190020		
A28	27 <sup>13</sup> / <sub>16</sub>	9190005	9190041		
A3	32 <sup>1</sup> / <sub>4</sub>	9189985	9190021		
A35	37 <sup>1</sup> / <sub>8</sub>	9189986	9190022		
A4	44 <sup>21</sup> / <sub>64</sub>	9189987	9190023		
A45	49 <sup>1</sup> / <sub>8</sub>	9189988	9190024		
A5	56 <sup>3</sup> / <sub>16</sub>	9189989	9190025		
A55	61 <sup>1</sup> / <sub>8</sub>	9190010	9190046	9190528	9190611
A6	68 <sup>3</sup> / <sub>16</sub>	9190011	9190047	9190529	9190612

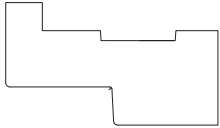


# Perma-Shield® Improved/E-Z Awning Windows (1999 to Present)

Standard, Picture, and Transom Windows

## Frames

Contemporary Stop - Stationary / Head and Sill									
<b>Note:</b> Casement side stops may be used as Awning head and sill stops.									
									
Unit No.	Length	Natural Wood	Factory Painted						
			White	Terratone	Sandtone	Forest Green	Canvas	Dark Bronze	Black
A2	21 <sup>57</sup> / <sub>64</sub>	9189761	9189666	9190190	9190103	9190277	9190364	9190501	9190509
A25	26 <sup>5</sup> / <sub>64</sub>	9189762	9189667	9190191	9190104	9190278	9190365	9190502	9190585
A28	29 <sup>3</sup> / <sub>16</sub>	9189766	9189680	9190204	9190117	9190291	9190378	9190515	9190598
A3	33 <sup>41</sup> / <sub>64</sub>	9189662	9189668	9190192	9190105	9190279	9190366	9190503	9190586
A35	38 <sup>33</sup> / <sub>64</sub>	9189663	9189669	9190193	9190106	9190280	9190367	9190504	9190587
A4	45 <sup>45</sup> / <sub>64</sub>	9189664	9189670	9190194	9190107	9190281	9190368	9190505	9190588
A45	50 <sup>33</sup> / <sub>64</sub>	9189763	9189671	9190195	9190108	9190282	9190369	9190506	9190589
A5	57 <sup>57</sup> / <sub>64</sub>	9189764	9189672	9190196	9190109	9190283	9190370	9190507	9190590
A55	62 <sup>33</sup> / <sub>64</sub>	9189765	9189673	9190197	9190110	9190284	9190371	9190508	9190591
A6	69 <sup>37</sup> / <sub>64</sub>	9189665	9189674	9190198	9190111	9190285	9190372	9190509	9190592

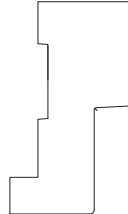
Contemporary Stop with Strike - Head									
									
Unit No.	Length	Natural Wood	Factory Painted						
			White	Terra-tone®	Sandtone	Forest Green	Canvas	Dark Bronze	Black
A2	20 <sup>7</sup> / <sub>16</sub>	9189818	9189850	9189940	9189904	9189976	9190012	9190518	9190601
A25	24 <sup>11</sup> / <sub>16</sub>	9189819	9189851	9189941	9189905	9189977	9190013	9190519	9190602
A28	27 <sup>13</sup> / <sub>16</sub>	9189814	9189878	9189968	9189932	9190004	9190040	9190525	9190608
A3	32 <sup>1</sup> / <sub>4</sub>	9189820	9189852	9189942	9189906	9189978	9190014	9190520	9190603
A35	37 <sup>1</sup> / <sub>8</sub>	9189821	9189853	9189943	9189907	9189979	9190015	9190521	9190604
A4	44 <sup>21</sup> / <sub>64</sub>	9189822	9189854	9189944	9189908	9189980	9190016	9190522	9190605
A45	49 <sup>1</sup> / <sub>8</sub>	9189823	9189855	9189945	9189909	9189981	9190017	9190523	9190606
A5	56 <sup>3</sup> / <sub>16</sub>	9189824	9189856	9189946	9189910	9189982	9190018	9190524	9190607
A55	61 <sup>1</sup> / <sub>8</sub>	9189846	9189882	9189972	9189936	9190008	9190044	9190526	9190609
A6	68 <sup>3</sup> / <sub>16</sub>	9189847	9189883	9189973	9189937	9190009	9190045	9190527	9190610

## Frames

### Contemporary Stop - Stationary / Side

**Note:**

Casement head stops may be used as Awning side stops.



Unit No.	Length	Natural Wood	Factory Painted						
			White	Terra-tone®	Sandtone	Forest Green	Canvas	Dark Bronze	Black
AR1	13 <sup>26</sup> / <sub>32</sub>	9189708	9189607	9190135	9190048	9190222	9190309	9190447	9190530
AN1	17 <sup>10</sup> / <sub>32</sub>	9189707	9189608	9190136	9190049	9190223	9190310	9190448	9190531
A1	20 <sup>30</sup> / <sub>32</sub>	9189706	9189609	9190137	9190050	9190224	9190311	9190449	9190532
AW1	25 <sup>6</sup> / <sub>32</sub>	9189709	9189610	9190138	9190051	9190225	9190312	9190450	9190533
AX1	28 <sup>5</sup> / <sub>16</sub>	9189547	9189675	9190199	9190112	9190286	9190373	9190510	9190593
AXW1	32 <sup>24</sup> / <sub>32</sub>	9189710	9189611	9190139	9190052	9190226	9190313	9190451	9190534
AP2	44 <sup>26</sup> / <sub>32</sub>	9189606	9189798	9198240	9198241	9198242	9198243	9198245	9198244

# Perma-Shield® Improved/E-Z Awning Windows (1999 to Present)

Standard, Picture, and Transom Windows

## Frames

Contemporary Stop with Strike - Lock Side									
<b>Note:</b> Handing determined as viewed from interior.									
Unit No.	Length	Natural Wood		Factory Painted					
		Left	Right	White		Terratone®		Sandtone	
				Left	Right	Left	Right	Left	Right
AR1	14 <sup>23</sup> / <sub>32</sub>	9189829	9189830	9189869	9189864	9189959	9189954	9189923	9189918
AN1	18 <sup>7</sup> / <sub>32</sub>	9189827	9189828	9189870	9189865	9189960	9189955	9189924	9189919
A1	21 <sup>27</sup> / <sub>32</sub>	9189825	9189826	9189871	9189866	9189961	9189956	9189925	9189920
AW1	26 <sup>3</sup> / <sub>32</sub>	9189831	9189832	9189872	9189867	9189962	9189957	9189926	9189921
AX1	29 <sup>7</sup> / <sub>32</sub>	9189815	9189816	9189881	9189880	9189971	9189970	9189935	9189934
AXW1	33 <sup>21</sup> / <sub>32</sub>	9189833	9189834	9189873	9189868	9189963	9189958	9189927	9189922
A35/A335	38 <sup>15</sup> / <sub>32</sub>	9189835	9189836	9189877	9189876	9189967	9189966	9189931	9189930
AP2	45 <sup>23</sup> / <sub>32</sub>	9189837	9189838	9189874	9189875	9189964	9189965	9189928	9189929

Unit No.	Length	Factory Painted (continued)							
		Forest Green		Canvas		Dark Bronze		Black	
		Left	Right	Left	Right	Left	Right	Left	Right
AR1	14 <sup>23</sup> / <sub>32</sub>	9189995	9189990	9190031	9190026	By Description	By Description	By Description	By Description
AN1	18 <sup>7</sup> / <sub>32</sub>	9189996	9189991	9190032	9190027	By Description	By Description	By Description	By Description
A1	21 <sup>27</sup> / <sub>32</sub>	9189997	9189992	9190033	9190028	By Description	By Description	By Description	By Description
AW1	26 <sup>3</sup> / <sub>32</sub>	9189998	9189993	9190034	9190029	By Description	By Description	By Description	By Description
AX1	29 <sup>7</sup> / <sub>32</sub>	9190007	9190006	9190043	9190042	By Description	By Description	By Description	By Description
AXW1	33 <sup>21</sup> / <sub>32</sub>	9189999	9189994	9190035	9190030	By Description	By Description	By Description	By Description
A335	38 <sup>15</sup> / <sub>32</sub>	9190003	9190002	9190039	9190038	By Description	By Description	By Description	By Description
AP2	45 <sup>23</sup> / <sub>32</sub>	9190000	9190001	9190036	9190037	By Description	By Description	By Description	By Description

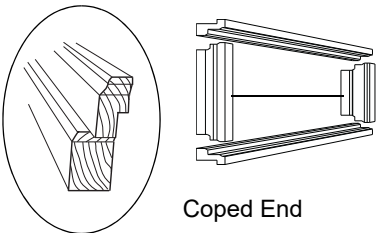
## Frames

### Trim Stop / Traditional - Transom and Picture Window

**Note:**

Prefinished/painted trim stops are finished with Flexacron paint. See iQ+ for additional detail.

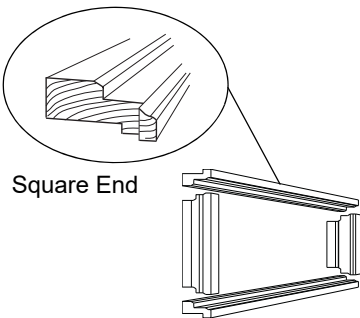
### Traditional Trim Stop - Transom Window / Side

 <p>Coped End</p>	<b>Unit No.</b>	<b>Length</b>	<b>Natural Wood</b>	<b>Prefinished White Interior</b>	<b>Dark Bronze</b>	<b>Black</b>
	<b>TR10</b>	<b>8</b> <sup>49</sup> / <sub>64</sub>	1352044	1353325	9173167	9173162
	<b>PTR55</b>	<b>61</b> <sup>37</sup> / <sub>64</sub>	1351548	1351131	9146039	9145958
	<b>CTR/PTR60</b>	<b>68</b> <sup>45</sup> / <sub>64</sub>	1351549	1351132	9146040	9145959
	<b>Unit No.</b>	<b>Length</b>	<b>Terratone®</b>	<b>Sandtone</b>	<b>Forest Green</b>	<b>Canvas</b>
	<b>TR10</b>	<b>8</b> <sup>49</sup> / <sub>64</sub>	9192725		9192779	9192783
	<b>PTR55</b>	<b>61</b> <sup>37</sup> / <sub>64</sub>	9192702		9192776	9192757
<b>CTR/PTR60</b>	<b>68</b> <sup>45</sup> / <sub>64</sub>	9192703		9192777	9192758	

# Perma-Shield® Improved/E-Z Awning Windows (1999 to Present)

Standard, Picture, and Transom Windows

## Frames

Traditional Trim Stop - Transom Window / Head and Sill							
	Unit No.	Length	Natural Wood	Prefinished White Interior	Dark Bronze	Black	
	TR10	9 <sup>43</sup> / <sub>64</sub>	1352032	1353313			
	CTR15	14 <sup>45</sup> / <sub>64</sub>	1352033	1353314	9177331	9177343	
	CTR18	18 <sup>13</sup> / <sub>64</sub>	1352034	1353315	9177332	9177344	
	CTR20	21 <sup>53</sup> / <sub>64</sub>	1352035	1353316	9177333	9177345	
	CTR24	26 <sup>5</sup> / <sub>64</sub>	1352036	1353317	9177334	9177346	
	CTR28	29 <sup>13</sup> / <sub>64</sub>	1352037	1353318	9177335	9177347	
	CTR29	31 <sup>29</sup> / <sub>64</sub>	1352038	1353319	9177336	9177348	
	CTR/PTR30	33 <sup>41</sup> / <sub>64</sub>	1351538	1351121	9145977	9145897	
	CTR34	38 <sup>29</sup> / <sub>64</sub>	1352039	1353320	9177337	9177349	
	PTR35	38 <sup>33</sup> / <sub>64</sub>	1351539	1351122	9146030	9145949	
	CTR/PTR40	45 <sup>45</sup> / <sub>64</sub>	1351540	1351123	9146031	9145950	
	PTR45	50 <sup>33</sup> / <sub>64</sub>	1351541	1351124	9146037	9145951	
	CTR48	54 <sup>13</sup> / <sub>64</sub>	1352040	1353321	9177338	9177350	
	PTR50	57 <sup>37</sup> / <sub>64</sub>	1351542	1351125	9146033	9145952	
	CTR51	58 <sup>45</sup> / <sub>64</sub>	1396531	1396861	9177342	9177354	
	CTR52	60 <sup>29</sup> / <sub>64</sub>	1352041	1353322	9177339	9177351	
	CTR511	69 <sup>21</sup> / <sub>64</sub>	1352042	1353323	9177340	9177352	
	CTR70	82 <sup>21</sup> / <sub>64</sub>	1352043	1353324	9177341	9177353	
		Unit No.	Length	Terratone®	Sandtone	Forest Green	Canvas
TR10	9 <sup>43</sup> / <sub>64</sub>	9192714			9192778	9192782	
CTR15	14 <sup>45</sup> / <sub>64</sub>	9192715			9192786	9192797	
CTR18	18 <sup>13</sup> / <sub>64</sub>		9192716		9192787	9192798	
CTR20	21 <sup>53</sup> / <sub>64</sub>	9192717			9192788	9192799	
CTR24	26 <sup>5</sup> / <sub>64</sub>		9192718		9192789	9192800	
CTR28	29 <sup>13</sup> / <sub>64</sub>						
CTR29	31 <sup>29</sup> / <sub>64</sub>	9192719			9192790	9192801	
CTR/PTR30	33 <sup>41</sup> / <sub>64</sub>	9192693			9192748	9192768	
CTR34	38 <sup>29</sup> / <sub>64</sub>	9192720			9192791	9192802	
PTR35	38 <sup>33</sup> / <sub>64</sub>	9192694			9192769	9192749	
CTR/PTR40	45 <sup>45</sup> / <sub>64</sub>	9192695/9192750	9192685		9192770		
PTR45	50 <sup>33</sup> / <sub>64</sub>	9192696			9192751	9192771	
CTR48	54 <sup>13</sup> / <sub>64</sub>	9192721			9192792	9192803	
PTR50	57 <sup>37</sup> / <sub>64</sub>						
CTR51	58 <sup>45</sup> / <sub>64</sub>	9192737			9192796	9192807	
CTR52	60 <sup>29</sup> / <sub>64</sub>	9192722			9192793	9192804	
CTR511	69 <sup>21</sup> / <sub>64</sub>		9192723		9192794	9192805	
CTR70	82 <sup>21</sup> / <sub>64</sub>		9192724		9192795	9192806	

## Frames

Traditional Trim Stop - Picture Window / Side						
<p>Square End</p> <p>Coped End</p>	Unit No.	Length	Natural Wood	Prefin-ished White Interior	Dark Bronze	Black
	P30	32 <sup>45</sup> / <sub>64</sub>	1351543	1351126	9146034	9145953
	P35	37 <sup>37</sup> / <sub>64</sub>	1351544	1351127	9146035	9145954
	P40	44 <sup>49</sup> / <sub>64</sub>	1351545	1351128	9146036	9145955
	P45	49 <sup>37</sup> / <sub>64</sub>	1351546	1351129	9146037	9145956
	P50	56 <sup>41</sup> / <sub>64</sub>	1351547	1351130	9146038	9145957
	P55	61 <sup>37</sup> / <sub>64</sub>	1351548	1351131	9146039	9145958
	P60	68 <sup>41</sup> / <sub>64</sub>	1351549	1351132	9146040	9145959
	Unit No.	Length	Terratone®	Sandtone	Forest Green	Canvas
	P30	32 <sup>45</sup> / <sub>64</sub>	9192697		9192772	9192752
	P35	37 <sup>37</sup> / <sub>64</sub>	9192698		9192773	9192753
	P40	44 <sup>49</sup> / <sub>64</sub>	9192689	9192685	9192754	9192699
	P45	49 <sup>37</sup> / <sub>64</sub>	9192700		9192755	9192774
	P50	56 <sup>41</sup> / <sub>64</sub>	9192701		9192756	9192775
P55	61 <sup>37</sup> / <sub>64</sub>	9192702		9192776	9192757	
P60	68 <sup>41</sup> / <sub>64</sub>	9192703		9192777	9192758	
Traditional Trim Stop - Picture Window / Head and Sill						
<p><b>Note:</b> The 55 and 60 width picture units use a side stop as the head and sill stop replacement. For these same 55 and 60 width units a head and sill stop will be used as the side stop. To ensure correct replacement, measure stop length.</p>	Unit No.	Length	Natural Wood	Prefin-ished White Interior	Dark Bronze	Black
	P30	33 <sup>41</sup> / <sub>64</sub>	1351538	1351121	9146029	9145948
	P35	38 <sup>33</sup> / <sub>64</sub>	1351539	1351122	9146030	9145949
	P40	45 <sup>45</sup> / <sub>64</sub>	1351540	1351123	9146031	9145950
	P45	50 <sup>33</sup> / <sub>64</sub>	1351541	1351124	9146032	9145951
	P50	57 <sup>37</sup> / <sub>64</sub>	1351542	1351125	9046033	9145952
	Unit No.	Length	Terratone®	Sandtone	Forest Green	Canvas
	P30	33 <sup>41</sup> / <sub>64</sub>	9192693		9192748	9192768
	P35	38 <sup>33</sup> / <sub>64</sub>	9192694		9192769	9192749
	P40	45 <sup>45</sup> / <sub>64</sub>	9192695	9192685	9192770	
	P45	50 <sup>33</sup> / <sub>64</sub>	9192696		9192751	9192771
	P50	57 <sup>37</sup> / <sub>64</sub>				

# Perma-Shield® Improved/E-Z Awning Windows (1999 to Present)

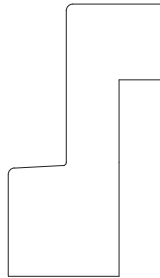
Standard, Picture, and Transom Windows

## Frames

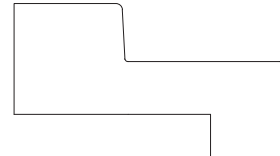
### Trim Stop / Contemporary - Transom and Picture Window

**Note:**

Prefinished/painted trim stops are finished with Flexacron paint. See iQ+ for additional detail.



Side



Head & Sill

### Trim Stop / Contemporary - Transom Window / Side

Unit No.	Length	Natural Wood	Prefinished White Interior	Dark Bronze	Black
TR10	8 <sup>9</sup> / <sub>16</sub>	9189693	9189779	9190709	9190705
PTR55	61 <sup>3</sup> / <sub>8</sub>	9189592	9189566	9190702	9190678
CTR/PTR60	68 <sup>7</sup> / <sub>16</sub>	9189593	9189567	9190703	9190679

Unit No.	Length	Terratone®	Sandtone	Forest Green	Canvas
TR10	8 <sup>9</sup> / <sub>16</sub>	9191697	9191694	9191696	9191695
PTR55	61 <sup>3</sup> / <sub>8</sub>	9191594	9189518	9191593	9191592
CTR/PTR60	68 <sup>7</sup> / <sub>16</sub>	9191597	9189519	9191596	9191595

## Frames

Trim Stop / Contemporary - Transom Window / Head and Sill					
Unit No.	Length	Natural Wood	Prefinished White Interior	Dark Bronze	Black
TR10	9 <sup>43</sup> / <sub>64</sub>	9189681	9189767	9190708	9190704
CTR15	14 <sup>45</sup> / <sub>64</sub>	9189682	9189768	9190712	9190724
CTR18	18 <sup>13</sup> / <sub>64</sub>	9189683	9189769	9190713	9190725
CTR20	21 <sup>53</sup> / <sub>64</sub>	9189684	9189770	9190714	9190726
CTR24	26 <sup>5</sup> / <sub>64</sub>	9189685	9189771	9190715	9190727
CTR28	29 <sup>13</sup> / <sub>64</sub>	9189686	9189772	9190716	9190728
CTR29	31 <sup>29</sup> / <sub>64</sub>	9189687	9189773	9190717	9190729
CTR/PTR30	33 <sup>41</sup> / <sub>64</sub>	9189582	9189556	9190692	9190668
CTR34	38 <sup>29</sup> / <sub>64</sub>	9189688	9189774	9190718	9190730
PTR35	38 <sup>33</sup> / <sub>64</sub>	9189583	9189557	9190693	9190669
CTR/PTR40	45 <sup>45</sup> / <sub>64</sub>	9189584	9189558	9190694	9190670
PTR45	50 <sup>33</sup> / <sub>64</sub>	9189585	9189559	9190695	9190671
CTR48	54 <sup>13</sup> / <sub>64</sub>	9189689	9189775	9190719	9190731
PTR50	57 <sup>37</sup> / <sub>64</sub>	9189586	9189560	9190696	9190672
CTR51	58 <sup>45</sup> / <sub>64</sub>	9189796	9189799	9190723	9190735
CTR52	60 <sup>29</sup> / <sub>64</sub>	9189690	9189776	9190720	9190732
CTR511	69 <sup>21</sup> / <sub>64</sub>	9189691	9189777	9190721	9190733
CTR70	82 <sup>21</sup> / <sub>64</sub>	9189692	9189778	9190722	9190734
Unit No.	Length	Terratone®	Sandtone	Forest Green	Canvas
TR10	9 <sup>43</sup> / <sub>64</sub>	9191649	9191646	9191648	9191647
CTR15	14 <sup>45</sup> / <sub>64</sub>	9191653	9191650	9191652	9191651
CTR18	18 <sup>13</sup> / <sub>64</sub>	9191657	9191654	9191656	9191655
CTR20	21 <sup>53</sup> / <sub>64</sub>	9191661	9191658	9191660	9191659
CTR24	26 <sup>5</sup> / <sub>64</sub>	9191665	9191662	9191664	9191663
CTR28	29 <sup>13</sup> / <sub>64</sub>	9191669	9191666	9191668	9191667
CTR29	31 <sup>29</sup> / <sub>64</sub>	9191673	9191670	9191672	9191671
CTR/PTR30	33 <sup>41</sup> / <sub>64</sub>	9191564	9189508	9191563	9191562
CTR34	38 <sup>29</sup> / <sub>64</sub>	9191677	9191674	9191676	9191675
PTR35	38 <sup>33</sup> / <sub>64</sub>	9191567	9189509	9191566	9191565
CTR/PTR40	45 <sup>45</sup> / <sub>64</sub>	9191570	9189510	9191569	9191568
PTR45	50 <sup>33</sup> / <sub>64</sub>	9191573	9189511	9191572	9191571
CTR48	54 <sup>13</sup> / <sub>64</sub>	9191681	9191678	9191680	9191679
PTR50	57 <sup>37</sup> / <sub>64</sub>	9191576	9189512	9191575	9191574
CTR51	58 <sup>45</sup> / <sub>64</sub>	9191749	9191746	9191748	9191747
CTR52	60 <sup>29</sup> / <sub>64</sub>	9191685	9191682	9191684	9191683
CTR511	69 <sup>21</sup> / <sub>64</sub>	9191689	9191686	9191688	9191687
CTR70	82 <sup>21</sup> / <sub>64</sub>	9191693	9191690	9191692	9191691



# Perma-Shield® Improved/E-Z Awning Windows (1999 to Present)

Standard, Picture, and Transom Windows

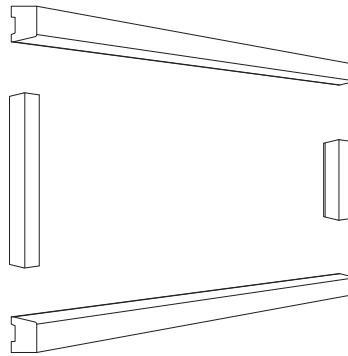
## Frames

Trim Stop / Contemporary - Picture Window / Side					
Unit No.	Length	Natural Wood	Prefinished White Interior	Dark Bronze	Black
P30	32 1/2	9189587	9189561	9190697	9190673
P35	37 3/8	9189588	9189562	9190698	9190674
P40	44 9/16	9189589	9189563	9190699	9190675
P45	49 3/8	9189590	9189564	9190700	9190676
P50	56 7/16	9189591	9189565	9190701	9190677
P55	61 3/8	9189592	9189566	9190702	9190678
P60	68 7/16	9189593	9189567	9190703	9190679
Unit No.	Length	Terratone®	Sandtone	Forest Green	Canvas
P30	32 1/2	9191579	9189513	9191578	9191577
P35	37 3/8	9191582	9189514	9191581	9191580
P40	44 9/16	9191585	9189515	9191584	9191583
P45	49 3/8	9191588	9189516	9191587	9191586
P50	56 7/16	9191591	9189517	9191590	9191589
P55	61 3/8	9191594	9189518	9191593	9191592
P60	68 7/16	9191597	9189519	9191596	9191595
Trim Stop / Contemporary - Picture Window / Head and Sill					
<b>Note:</b>					
The 55 and 60 width picture units use a side stop as the head and sill stop replacement. For these same 55 and 60 width units a head and sill stop will be used as the side stop. To ensure correct replacement, measure stop length.					
Unit No.	Length	Natural Wood	Prefinished White Interior	Dark Bronze	Black
P30	33 41/64	9189582	9189556	9190692	9190668
P35	38 33/64	9189583	9189557	9190693	9190669
P40	45 45/64	9189584	9189558	9190694	9190670
P45	50 33/64	9189585	9189559	9190695	9190671
P50	57 37/64	9189586	9189560	9190696	9190672
Unit No.	Length	Terratone®	Sandtone	Forest Green	Canvas
P30	33 41/64	9191564	9189508	9191563	9191562
P35	38 33/64	9191567	9189509	9191566	9191565
P40	45 45/64	9191570	9189510	9191569	9191568
P45	50 33/64	9191573	9189511	9191572	9191571
P50	57 37/64	9191576	9189512	9191575	9191574

**Frames**

**Glass Stop - Transom and Picture Window**

**Glass Stop - Transom Window / Interior**



Unit No.	Length	Natural Wood	Prefinished White Interior	Dark Bronze	Black
TR10	8 <sup>15</sup> / <sub>64</sub>	1352020	1353350	9173165	9173160
CTR15	13 <sup>15</sup> / <sub>64</sub>	1352021	1353351	9184451	9184450
CTR18	16 <sup>47</sup> / <sub>64</sub>	1352022	1353352	9184453	9184452
CTR20	20 <sup>23</sup> / <sub>64</sub>	1352023	1353353	9184435	9184434
CTR24	24 <sup>39</sup> / <sub>64</sub>	1352024	1353354	9184437	9184436
CTR28	27 <sup>47</sup> / <sub>64</sub>	1352025	1353355	9184439	9184438
CTR29	29 <sup>63</sup> / <sub>64</sub>	1352026	1353356	9184455	9184454
CTR/PTR30	32 <sup>11</sup> / <sub>64</sub>	1300160	1300153	9146021	9145940
CTR34	36 <sup>63</sup> / <sub>64</sub>	1352027	1353357	9184459	9184458
PTR35	37 <sup>3</sup> / <sub>64</sub>	1300161	1300154	9146022	9145941
CTR/PTR40	44 <sup>15</sup> / <sub>64</sub>	1300162	1300155	9146023	9145942
PTR45	49 <sup>3</sup> / <sub>64</sub>	1300163	1300156	9146024	9145943
CTR48	52 <sup>47</sup> / <sub>64</sub>	1352028	1353358	9184441	9184440
PTR50	56 <sup>7</sup> / <sub>64</sub>	1300164	1300157	9146025	9145944
CTR51	57 <sup>15</sup> / <sub>64</sub>	1396529	1396858	9184469	9184468
CTR52	59 <sup>63</sup> / <sub>64</sub>	1352029	1353359	9184471	9184470
PTR55	61 <sup>3</sup> / <sub>64</sub>	1300165	1300158	9146026	9145945
CTR511	67 <sup>55</sup> / <sub>64</sub>	1352030	1353360	9184443	9184442
CTR/PTR60	68 <sup>7</sup> / <sub>64</sub>	1300166	1300159	9146027	9145946
CTR70	80 <sup>55</sup> / <sub>64</sub>	1352031	1353361	9184477	9184476

# Perma-Shield® Improved/E-Z Awning Windows (1999 to Present)

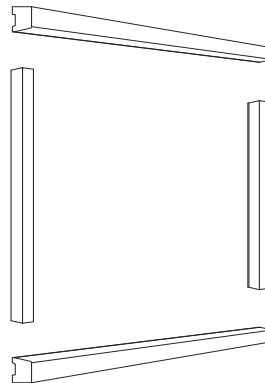
Standard, Picture, and Transom Windows

## Frames

### Glass Stop - Picture Window / Interior (2003 to Present)

**Note:**

As of 2003 glass stops have a chasing end profile. One end is tapered, the other is straight cut. Prefinished glass stops are finished with Flexacron paint. Older vintage glass stop are in the Service Replacement section [page 197](#)



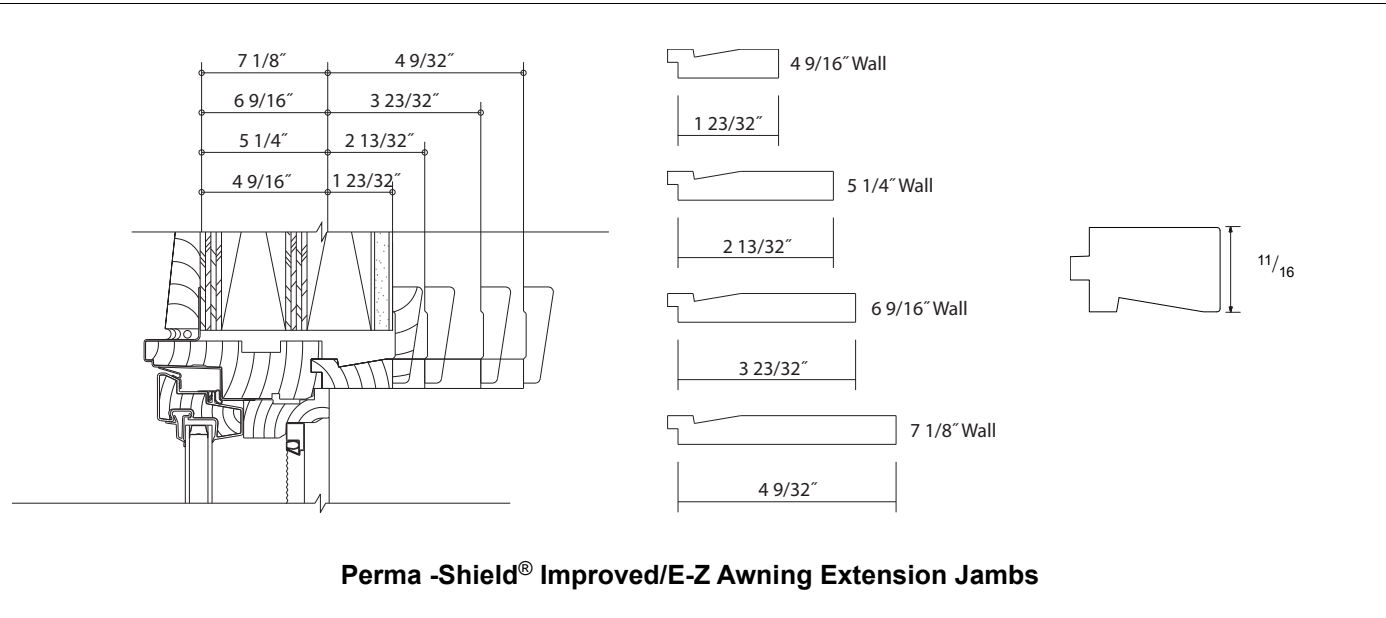
Unit No.	Length	Natural Wood	Prefinished White Interior	Dark Bronze	Black
P30	32 <sup>11</sup> / <sub>64</sub>	1300160	1300153	9146021	9145940
P35	37 <sup>3</sup> / <sub>64</sub>	1300161	1300154	9146022	9145941
P40	44 <sup>15</sup> / <sub>64</sub>	1300162	1300155	9146023	9145942
P45	49 <sup>3</sup> / <sub>64</sub>	1300163	1300156	9146024	9145943
P50	56 <sup>7</sup> / <sub>64</sub>	1300164	1300157	9146025	9145944
P55	61 <sup>3</sup> / <sub>64</sub>	1300165	1300158	9146026	9145945
P60	68 <sup>7</sup> / <sub>64</sub>	1300166	1300159	9146027	9145946

## Frames

### Extension Jamb

**Note:**

See [Accessory Guide 0005255](#). See [Improved Casement](#) section for additional sizes/species/colors/types.



### Extension Jamb - Standard Window / Head and Sill (Pair)

Unit No.	Length	Natural Wood Pine			
		4 9/16" Wall	5 1/4" Wall	6 9/16" Wall	7 1/8" Wall
<b>A2</b>	21 7/8	1349820	1350003	1349920	1349722
<b>A25</b>	26 1/16	1349821	1350415	1349921	1349721
<b>A28</b>	29 7/32	1321601	1321606	1321595	1321611
<b>A3</b>	33 5/8	1349822	1350416	1349922	1349724
<b>A35</b>	38 1/2	1349824	1350418	1349924	1349726
<b>A4</b>	45 11/16	1349826	1350420	1349926	1349728
<b>A45</b>	50 17/32	1349827	1350422	1349927	1349729
<b>A5</b>	57 9/16	1349828	1350424	1349928	1349730
<b>A55</b>	62 1/2	1349829	1350426	1349929	1349731
<b>A6</b>	69 9/16	1349830	1350428	1349930	1349732
<b>A22</b>	45 11/16	1349826	1350420	1349926	1349728
<b>A225</b>	54 7/32	1396532	1396534	1354778	1396536
<b>A228</b>	60 15/32	1396533	1396535	1354779	1396537
<b>A23</b>	69 11/32	1396523	1396525	1354763	1396527
<b>A32</b>	69 19/32	1349830	1350428	1349930	1349732
<b>A325</b>	82 11/32	1396522	1396524	1354762	1396526

# Perma-Shield® Improved/E-Z Awning Windows (1999 to Present)

Standard, Picture, and Transom Windows

## Frames

Extension Jamb - Standard Window / Head and Sill (Pair)			
	Unit No.	Length	Prefinished Interior White (Painted)
			4 <sup>9</sup> / <sub>16</sub> " Wall
	<b>A2</b>	21 <sup>7</sup> / <sub>8</sub>	1354644
	<b>A25</b>	26 <sup>1</sup> / <sub>16</sub>	1354645
	<b>A28</b>	29 <sup>7</sup> / <sub>32</sub>	1354633
	<b>A3</b>	33 <sup>5</sup> / <sub>8</sub>	1354646
	<b>A35</b>	38 <sup>1</sup> / <sub>2</sub>	1354647
	<b>A4</b>	45 <sup>11</sup> / <sub>16</sub>	1354648
	<b>A45</b>	50 <sup>17</sup> / <sub>32</sub>	1354649
	<b>A5</b>	57 <sup>9</sup> / <sub>16</sub>	1354650
	<b>A55</b>	62 <sup>1</sup> / <sub>2</sub>	1354651
	<b>A6</b>	69 <sup>9</sup> / <sub>16</sub>	1354652
	<b>A22</b>	45 <sup>11</sup> / <sub>16</sub>	1354648
	<b>A225</b>	54 <sup>7</sup> / <sub>32</sub>	1354774
	<b>A228</b>	60 <sup>15</sup> / <sub>32</sub>	1354775
	<b>A23</b>	69 <sup>11</sup> / <sub>32</sub>	1354759
	<b>A32</b>	69 <sup>19</sup> / <sub>32</sub>	1354652
	<b>A325</b>	82 <sup>11</sup> / <sub>32</sub>	1354758

Extension Jamb - Standard Window / Side (Pair)					
Unit No.	Length	Natural Wood			
		4 <sup>9</sup> / <sub>16</sub> " Wall	5 <sup>1</sup> / <sub>4</sub> " Wall	6 <sup>9</sup> / <sub>16</sub> " Wall	7 <sup>1</sup> / <sub>8</sub> " Wall
<b>AR1</b>	16 <sup>5</sup> / <sub>8</sub>	1349802	1350001	1349902	1349702
<b>AN1</b>	20 <sup>3</sup> / <sub>16</sub>	1349818	1350002	1349918	1349720
<b>A1</b>	23 <sup>13</sup> / <sub>16</sub>	1349804	1350004	1349904	1349704
<b>AW1</b>	28 <sup>1</sup> / <sub>16</sub>	1349806	1350024	1349906	1349706
<b>AX1</b>	31 <sup>3</sup> / <sub>16</sub>	1321598	1321604	1321593	1321609
<b>AXW1</b>	35 <sup>7</sup> / <sub>8</sub>	1349814	1350008	1349914	1349716
<b>A335</b>	40 <sup>7</sup> / <sub>16</sub>	1349808	1350010	1349908	1349710
<b>A2</b>	47 <sup>15</sup> / <sub>16</sub>	1349810	1350012	1349910	1349712
<b>A212</b>	47 <sup>15</sup> / <sub>16</sub>	1349810	1350012	1349910	1349712
<b>A3</b>	71 <sup>9</sup> / <sub>16</sub>	1349816	1350016	1349916	1349718
<b>PA50</b>	59 <sup>9</sup> / <sub>16</sub>	1349838	1350030	1349938	1349738
<b>PA60</b>	71 <sup>9</sup> / <sub>16</sub>	1349816	1350016	1349916	1349718

## Frames

Extension Jamb - Standard Window / Side (Pair)					
Unit No.	Length	Prefinished Interior White (Painted)			
		4 <sup>9</sup> / <sub>16</sub> " Wall	5 <sup>1</sup> / <sub>4</sub> " Wall	6 <sup>9</sup> / <sub>16</sub> " Wall	7 <sup>1</sup> / <sub>8</sub> " Wall
AR1	16 <sup>5</sup> / <sub>8</sub>	1354634	1354663	1354605	1354692
AN1	20 <sup>3</sup> / <sub>16</sub>	1354643	1354672	1354614	1354702
A1	23 <sup>13</sup> / <sub>16</sub>	1354635	1354664	1354606	1354693
AW1	28 <sup>1</sup> / <sub>16</sub>	1354636	1354665	1354607	1354694
AX1	31 <sup>3</sup> / <sub>16</sub>	1354631	1354660	1354602	1354689
AXW1	35 <sup>7</sup> / <sub>8</sub>	1354641	1354670	1354612	1354699
A335	40 <sup>7</sup> / <sub>16</sub>	1354638	1354667	1354609	1354696
A2	47 <sup>15</sup> / <sub>16</sub>	1354639	1354668	1354610	1354697
A212	47 <sup>15</sup> / <sub>16</sub>	1354639	1354668	1354610	1354697
A3	71 <sup>9</sup> / <sub>16</sub>	1354642	1354671	1354613	1354701
PA50	59 <sup>9</sup> / <sub>16</sub>	1354656	1354685	1354627	1354715
PA60	71 <sup>9</sup> / <sub>16</sub>	1354642	1354671	1354613	1354701

Extension Jamb - Picture Window / Head and Sill (Pair)					
Unit No.	Length	Natural Wood			
		4 <sup>9</sup> / <sub>16</sub> " Wall	5 <sup>1</sup> / <sub>4</sub> " Wall	6 <sup>9</sup> / <sub>16</sub> " Wall	7 <sup>1</sup> / <sub>8</sub> " Wall
P30	35 <sup>7</sup> / <sub>8</sub>	1349822	1350416	1349922	1349724
P35	40 <sup>7</sup> / <sub>16</sub>	1349824	1350418	1349908	1349710
P40	47 <sup>5</sup> / <sub>8</sub>	1349826	1350420	1349910	1349712
P45	52 <sup>1</sup> / <sub>2</sub>	1349839	1350032	1349939	1349739
P50	59 <sup>9</sup> / <sub>16</sub>	1349838	1350030	1349938	1349738
P55	64 <sup>1</sup> / <sub>2</sub>	1354719	1354720	1354718	1354721
P60	71 <sup>9</sup> / <sub>16</sub>	1349816	1350016	1349916	1349718

Extension Jamb - Picture Window / Head and Sill (Pair)					
Unit No.	Length	Prefinished Interior White (Painted)			
		4 <sup>9</sup> / <sub>16</sub> " Wall	5 <sup>1</sup> / <sub>4</sub> " Wall	6 <sup>9</sup> / <sub>16</sub> " Wall	7 <sup>1</sup> / <sub>8</sub> " Wall
P30	35 <sup>7</sup> / <sub>8</sub>	1354641	1354670	1354612	1354699
P35	40 <sup>7</sup> / <sub>16</sub>	1354638	1354667	1354609	1354696
P40	47 <sup>5</sup> / <sub>8</sub>	1354639	1354668	1354610	1354697
P45	52 <sup>1</sup> / <sub>2</sub>	1354657	1354686	1354628	1354716
P50	59 <sup>9</sup> / <sub>16</sub>	1354656	1354685	1354627	1354715
P55	64 <sup>1</sup> / <sub>2</sub>	1354658	1354687	1354629	1354717
P60	71 <sup>9</sup> / <sub>16</sub>	1354642	1354671	1354613	1354701

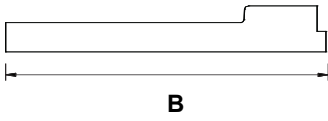
# Perma-Shield® Improved/E-Z Awning Windows (1999 to Present)

Standard, Picture, and Transom Windows

## Frames

Extension Jamb - Picture Window / Side					
Unit No.	Length	Natural Wood			
		4 9/16" Wall	5 1/4" Wall	6 9/16" Wall	7 1/8" Wall
P30	33 5/8	1349814	1350008	1349914	1349716
P35	38 1/2	1349808	1350010	1349908	1349710
P40	45 11/16	1349820	1350003	1349920	1349722
P45	50 5/8	1349827	1350422	1349927	1349729
P50	57 9/16	1349828	1350424	1349928	1349730
P55	62 1/2	1349829	1350426	1349929	1349731
P60	69 9/16	1349830	1350428	1349930	1349732

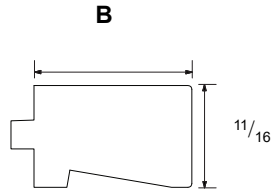
Extension Jamb - Picture Window / Side					
Unit No.	Length	Prefinished Interior White (Painted)			
		4 9/16" Wall	5 1/4" Wall	6 9/16" Wall	7 1/8" Wall
P30	33 5/8	1354646	1354675	1354617	1354705
P35	38 1/2	1354647	1354676	1354618	1354706
P40	45 11/16	1354648	1354677	1354619	1354707
P45	50 5/8	1354649	1354678	1354620	1354708
P50	57 9/16	1354650	1354679	1354621	1354709
P55	62 1/2	1354651	1354680	1354622	1354710
P60	69 9/16	1354652	1354681	1354623	1354711

Extensions Jamb - Auxiliary/Lineal																		
<b>Note:</b> For use with flexiframe joins.																		
<table border="1"> <thead> <tr> <th>Size</th> <th>Dim B</th> </tr> </thead> <tbody> <tr> <td>4 9/16</td> <td>1 55/64</td> </tr> <tr> <td>5 1/4</td> <td>2 33/64</td> </tr> <tr> <td>6 9/16</td> <td>3 55/64</td> </tr> <tr> <td>7 1/8</td> <td>4 25/64</td> </tr> </tbody> </table>		Size	Dim B	4 9/16	1 55/64	5 1/4	2 33/64	6 9/16	3 55/64	7 1/8	4 25/64							
Size	Dim B																	
4 9/16	1 55/64																	
5 1/4	2 33/64																	
6 9/16	3 55/64																	
7 1/8	4 25/64																	
<b>Note:</b> Prefinished white interior auxiliary extension jambs are available by description.																		
Finish	4'				6'													
	4 9/16"	5 1/4"	6 9/16"	7 1/8"	4 9/16"	5 1/4"	6 9/16"	7 1/8"										
Natural Wood	1354472	1354474	1354476	1354478	1354473	1354475	1354477	1354479										

## Frames

### Extensions Jamb - Lineal

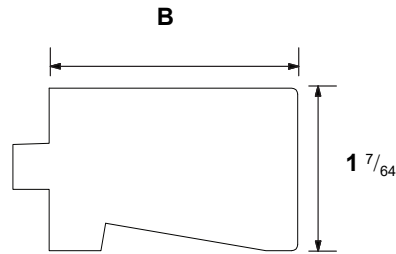
Size	Dim B
4 <sup>9</sup> / <sub>16</sub>	1 <sup>11</sup> / <sub>16</sub>
5 <sup>1</sup> / <sub>4</sub>	2 <sup>3</sup> / <sub>8</sub>
6 <sup>9</sup> / <sub>16</sub>	3 <sup>11</sup> / <sub>16</sub>
7 <sup>1</sup> / <sub>8</sub>	4 <sup>1</sup> / <sub>4</sub>



Finish	8'				12'			
	4 <sup>9</sup> / <sub>16</sub> "	5 <sup>1</sup> / <sub>4</sub> "	6 <sup>9</sup> / <sub>16</sub> "	7 <sup>1</sup> / <sub>8</sub> "	4 <sup>9</sup> / <sub>16</sub> "	5 <sup>1</sup> / <sub>4</sub> "	6 <sup>9</sup> / <sub>16</sub> "	7 <sup>1</sup> / <sub>8</sub> "
Natural Wood	1349832	1350018	1349932	1349734	1349834	1350020	1349934	1349736
White (Painted)	1354654	1354683	1354625	1354713	1354655	1354684	1354626	1354714
Sandtone (Painted)	9069008	9069012	9069010	9069006	9069009	9069013	9069011	9069007

### Extensions Jamb - Thick Lineal

Size	Dim B
4 <sup>9</sup> / <sub>16</sub>	1 <sup>47</sup> / <sub>64</sub>
5 <sup>1</sup> / <sub>4</sub>	2 <sup>25</sup> / <sub>64</sub>
6 <sup>9</sup> / <sub>16</sub>	3 <sup>47</sup> / <sub>64</sub>
7 <sup>1</sup> / <sub>8</sub>	4 <sup>17</sup> / <sub>64</sub>



Finish	12'			
	4 <sup>9</sup> / <sub>16</sub> "	5 <sup>1</sup> / <sub>4</sub> "	6 <sup>9</sup> / <sub>16</sub> "	7 <sup>1</sup> / <sub>8</sub> "
Natural Wood	9040782	9040792	9040772	9040802
White (Painted)	9040783	9040793	9040773	9040803



# Perma-Shield® Improved/E-Z Awning Windows (1999 to Present)

Standard, Picture, and Transom Windows

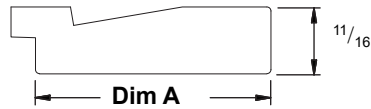
## Frames

### Extension Jamb / Wood / Lineal Lengths

#### Extension Jamb / Wood / Lineal

**Note:**

Dim A does not include "tongue".



Jamb Depth	Dim A	Pine		Oak		Maple		
		96"	144"	96"	144"	96"	144"	
4"	4 9/16	1 11/16	1349832	1349834	9104036	9104034	9104035	9104033
	4 5/8	1 3/4	9104055	9104051	9104057	9104053	9104058	9104054
	4 11/16	1 13/16	9104063	9104059	9104065	9104061	9104066	9104062
	4 3/4	1 7/8	9104071	9104067	9104073	9104069	9104074	9104070
	4 13/16	1 15/16	9104079	9104075	9104081	9104077	9104082	9104078
	4 7/8	2	9104087	9104083	9104089	9104085	9104090	9104086
	4 15/16	2 1/16	9104095	9104091	9104097	9104093	9104098	9104094
5"	5	2 1/8	9104103	9104099	9104105	9104101	9104106	9104102
	5 1/16	2 3/16	9104111	9104107	9104113	9104109	9104114	9104110
	5 1/8	2 1/4	9104119	9104115	9104121	9104117	9104122	9104118
	5 3/16	2 5/16	9104127	9104123	9104129	9104125	9104130	9104126
	5 1/4	2 3/8	1350018	1350020	9104043	9104041	9104044	9104042
	5 5/16	2 7/16	9104135	9104131	9104137	9104133	9104138	9104134
	5 3/8	2 1/2	9104143	9104139	9104145	9104141	9104146	9104142
	5 7/16	2 9/16	9104151	9104147	9104153	9104149	9104154	9104150
	5 1/2	2 5/8	9104159	9104155	9104161	9104157	9104162	9104158
	5 9/16	2 11/16	9104167	9104163	9104169	9104165	9104170	9104166
	5 5/8	2 3/4	9104175	9104171	9104177	9104173	9104178	9104174
	5 11/16	2 13/16	9104183	9104179	9104185	9104181	9104186	9104182
	5 3/4	2 7/8	9104191	9104187	9104193	9104189	9104194	9104190
	5 13/16	2 15/16	9104199	9104195	9104201	9104197	9104202	9104198
	5 7/8	3	9104207	9104203	9104209	9104205	9104210	9104206
5 15/16	3 1/16	9104215	9104211	9104217	9104213	9104218	9104214	
6"	6	3 1/8	9104223	9104219	9104225	9104221	9104226	9104222
	6 1/16	3 3/16	9104231	9104227	9104233	9104229	9104234	9104230
	6 1/8	3 1/4	9104239	9104235	9104241	9104237	9104242	9104238
	6 3/16	3 5/16	9104247	9104243	9104249	9104245	9104250	9104246
	6 1/4	3 3/8	9104255	9104251	9104257	9104253	9104258	9104254
	6 5/16	3 7/16	9104263	9104259	9104265	9104261	9104266	9104262
	6 3/8	3 1/2	9104271	9104267	9104273	9104269	9104274	9104270
	6 7/16	3 9/16	9104279	9104275	9104281	9104277	9104282	9104278
	6 1/2	3 5/8	9104287	9104283	9104289	9104285	9104290	9104286
	6 9/16	3 11/16	1349932	1349934	9104038	9104040	9104037	9104039
	6 5/8	3 3/4	9104295	9104291	9104297	9104293	9104298	9104294
	6 11/16	3 13/16	9104303	9104299	9104305	9104301	9104306	9104302
	6 3/4	3 7/8	9104311	9104307	9104313	9104309	9104314	9104310
	6 13/16	3 15/16	9104319	9104315	9104321	9104317	9104322	9104318
	6 7/8	4	9104327	9104323	9104329	9104325	9104330	9104326
6 15/16	4 1/16	9104335	9104331	9104337	9104333	9104338	9104334	

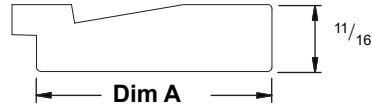
## Frames

### Extension Jamb / Wood / Lineal Lengths

#### Extension Jamb / Wood / Lineal

**Note:**

Dim A does not include "tongue".



Jamb Depth	Dim A	Pine		Oak		Maple		
		96"	144"	96"	144"	96"	144"	
7"	7	4 1/8	9104343	9104339	9104345	9104341	9104346	9104342
	7 1/16	4 3/16	9104351	9104347	9104353	9104349	9104354	9104350
	7 1/8	4 1/4	1349734	1349736	9104049	9104046	9104050	9104047
	7 3/16	4 5/16	9204961	9205141	9204991	9205171	9205021	9205201
	7 1/4	4 3/8	9204962	9205142	9204992	9205172	9205022	9205202
	7 5/16	4 7/16	9204963	9205143	9204993	9205173	9205023	9205203
	7 3/8	4 1/2	9204964	9205144	9204994	9205174	9205024	9205204
	7 7/16	4 9/16	9204965	9205145	9204995	9205175	9205025	9205205
	7 1/2	4 5/8	9204966	9205146	9204996	9205176	9205026	9205206
	7 9/16	4 11/16	9204967	9205147	9204997	9205177	9205027	9205207
	7 5/8	4 3/4	9204968	9205148	9204998	9205178	9205028	9205208
	7 11/16	4 13/16	9204969	9205149	9204999	9205179	9205029	9205209
	7 3/4	4 7/8	9204970	9205150	9205000	9205180	9205030	9205210
	7 13/16	4 15/16	9204971	9205151	9205001	9205181	9205031	9205211
7 7/8	5	9204972	9205152	9205002	9205182	9205032	9205212	
7 15/16	5 1/16	9204973	9205153	9205003	9205183	9205033	9205213	
8"	8	5 1/8	9204974	9205154	9205004	9205184	9205034	9205214
	8 1/16	5 3/16	9204975	9205155	9205005	9205185	9205035	9205215
	8 1/8	5 1/4	9204976	9205156	9205006	9205186	9205036	9205216
	8 3/16	5 5/16	9204977	9205157	9205007	9205187	9205037	9205217
	8 1/4	5 3/8	9204978	9205158	9205008	9205188	9205038	9205218
	8 5/16	5 7/16	9204979	9205159	9205009	9205189	9205039	9205219
	8 3/8	5 1/2	9204980	9205160	9205010	9205190	9205040	9205220
	8 7/16	5 9/16	9204981	9205161	9205011	9205191	9205041	9205221
	8 1/2	5 5/8	9204982	9205162	9205012	9205192	9205042	9205222
	8 9/16	5 11/16	9204983	9205163	9205013	9205193	9205043	9205223
	8 5/8	5 3/4	9204984	9205164	9205014	9205194	9205044	9205224
	8 11/16	5 13/16	9204985	9205165	9205015	9205195	9205045	9205225
	8 3/4	5 7/8	9204986	9205166	9205016	9205196	9205046	9205226
	8 13/16	5 15/16	9204987	9205167	9205017	9205197	9205047	9205227
8 7/8	6	9204988	9205168	9205018	9205198	9205048	9205228	
8 15/16	6 1/16	9204989	9205169	9205019	9205199	9205049	9205229	
9"	9	6 1/8	9204990	9205170	9205020	9205200	9205050	9205230

# Perma-Shield® Improved/E-Z Awning Windows (1999 to Present)

Standard, Picture, and Transom Windows

## Frames

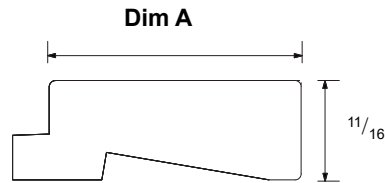
### Extension Jamb / Painted / Lineal Lengths

#### Extension Jamb / Painted / Lineal

**Note:**

Dim A does not include "tongue".

Size	Dim A
4 <sup>9</sup> / <sub>16</sub> "	1 <sup>11</sup> / <sub>16</sub>
5 <sup>1</sup> / <sub>4</sub> "	2 <sup>3</sup> / <sub>8</sub>
6 <sup>9</sup> / <sub>16</sub> "	3 <sup>11</sup> / <sub>16</sub>
7 <sup>1</sup> / <sub>8</sub> "	4 <sup>1</sup> / <sub>4</sub>



Jamb Depth	Dim A	White (Painted)		Dark Bronze Painted		Black Painted		
		96"	144"	96"	144"	96"	144"	
4"	4 <sup>9</sup> / <sub>16</sub>	1 <sup>11</sup> / <sub>16</sub>	1354654	1354655	9146074	9146075	9146060	9146061
	4 <sup>5</sup> / <sub>8</sub>	1 <sup>3</sup> / <sub>4</sub>	9104056	9104052	9145304	9145303	9144706	9144705
	4 <sup>11</sup> / <sub>16</sub>	1 <sup>13</sup> / <sub>16</sub>	9104064	9104060	9145306	9145305	9144708	9144707
	4 <sup>3</sup> / <sub>4</sub>	1 <sup>7</sup> / <sub>8</sub>	9104072	9104068	9145308	9145307	9144710	9144709
	4 <sup>13</sup> / <sub>16</sub>	1 <sup>15</sup> / <sub>16</sub>	9104080	9104076	9145310	9145309	9144712	9144711
	4 <sup>7</sup> / <sub>8</sub>	2	9104088	9104084	9145312	9145311	9144714	9144713
	4 <sup>15</sup> / <sub>16</sub>	2 <sup>1</sup> / <sub>16</sub>	9104096	9104092	9145314	9145313	9144716	9144715
5"	5	2 <sup>1</sup> / <sub>8</sub>	9104104	9104100	9145316	9145315	9144718	9144717
	5 <sup>1</sup> / <sub>16</sub>	2 <sup>3</sup> / <sub>16</sub>	9104112	9104108	9145318	9145317	9144720	9144719
	5 <sup>1</sup> / <sub>8</sub>	2 <sup>1</sup> / <sub>4</sub>	9104120	9104116	9145320	9145319	9144722	9144721
	5 <sup>3</sup> / <sub>16</sub>	2 <sup>5</sup> / <sub>16</sub>	9104128	9104124	9145322	9145321	9144724	9144723
	5 <sup>1</sup> / <sub>4</sub>	2 <sup>3</sup> / <sub>8</sub>	1354683	1354684	9145299	9145300	9144701	9144702
	5 <sup>5</sup> / <sub>16</sub>	2 <sup>7</sup> / <sub>16</sub>	9104136	9104132	9145324	9145323	9144726	9144725
	5 <sup>3</sup> / <sub>8</sub>	2 <sup>1</sup> / <sub>2</sub>	9104144	9104140	9145326	9145325	9144728	9144727
	5 <sup>7</sup> / <sub>16</sub>	2 <sup>9</sup> / <sub>16</sub>	9104152	9104148	9145328	9145327	9144730	9144729
	5 <sup>1</sup> / <sub>2</sub>	2 <sup>5</sup> / <sub>8</sub>	9104160	9104156	9145330	9145329	9144732	9144731
	5 <sup>9</sup> / <sub>16</sub>	2 <sup>11</sup> / <sub>16</sub>	9104168	9104164	9145348	9145331	9144734	9144733
	5 <sup>5</sup> / <sub>8</sub>	2 <sup>3</sup> / <sub>4</sub>	9104176	9104172	9145334	9145333	9144736	9144735
	5 <sup>11</sup> / <sub>16</sub>	2 <sup>13</sup> / <sub>16</sub>	9104184	9104180	9145336	9145335	9144738	9144737
	5 <sup>3</sup> / <sub>4</sub>	2 <sup>7</sup> / <sub>8</sub>	9104192	9104188	9145338	9145337	9144740	9144739
	5 <sup>13</sup> / <sub>16</sub>	2 <sup>15</sup> / <sub>16</sub>	9104200	9104196	9145340	9145339	9144742	9144741
5 <sup>7</sup> / <sub>8</sub>	3	9104208	9104204	9145342	9145341	9144744	9144743	
5 <sup>15</sup> / <sub>16</sub>	3 <sup>1</sup> / <sub>16</sub>	9104216	9104212	9145344	9145343	9144746	9144745	
6"	6	3 <sup>1</sup> / <sub>8</sub>	9104224	9104220	9145346	9145345	9144748	9144747
	6 <sup>1</sup> / <sub>16</sub>	3 <sup>3</sup> / <sub>16</sub>	9104232	9104228	9145348	9145347	9144750	9144749
	6 <sup>1</sup> / <sub>8</sub>	3 <sup>1</sup> / <sub>4</sub>	9104240	9104236	9145350	9145349	9144752	9144751
	6 <sup>3</sup> / <sub>16</sub>	3 <sup>5</sup> / <sub>16</sub>	9104248	9104244	9145352	9145351	9144754	9144753
	6 <sup>1</sup> / <sub>4</sub>	3 <sup>3</sup> / <sub>8</sub>	9104256	9104252	9145354	9145353	9144756	9144755
	6 <sup>5</sup> / <sub>16</sub>	3 <sup>7</sup> / <sub>16</sub>	9104264	9104260	9145356	9145355	9144758	9144757
	6 <sup>3</sup> / <sub>8</sub>	3 <sup>1</sup> / <sub>2</sub>	9104272	9104268	9145358	9145357	9144760	9144759
	6 <sup>7</sup> / <sub>16</sub>	3 <sup>9</sup> / <sub>16</sub>	9104280	9104276	9145360	9145359	9144762	9144761
	6 <sup>1</sup> / <sub>2</sub>	3 <sup>5</sup> / <sub>8</sub>	9104288	9104284	9145362	9145361	9144764	9144763
	6 <sup>9</sup> / <sub>16</sub>	3 <sup>11</sup> / <sub>16</sub>	1354625	1354626	9146072	9146073	9146058	9146059
	6 <sup>5</sup> / <sub>8</sub>	3 <sup>3</sup> / <sub>4</sub>	9104296	9104292	9145364	9145363	9144766	9144765
	6 <sup>11</sup> / <sub>16</sub>	3 <sup>13</sup> / <sub>16</sub>	9104304	9104300	9145366	9145365	9144768	9144767
	6 <sup>3</sup> / <sub>4</sub>	3 <sup>7</sup> / <sub>8</sub>	9104312	9104308	9145368	9145367	9144770	9144769
	6 <sup>13</sup> / <sub>16</sub>	3 <sup>15</sup> / <sub>16</sub>	9104320	9104316	9145370	9145369	9144772	9144771
6 <sup>7</sup> / <sub>8</sub>	4	9104328	9104324	9145372	9145371	9144774	9144773	
6 <sup>15</sup> / <sub>16</sub>	4 <sup>1</sup> / <sub>16</sub>	9104336	9104332	9145374	9145373	9144776	9144775	

## Frames

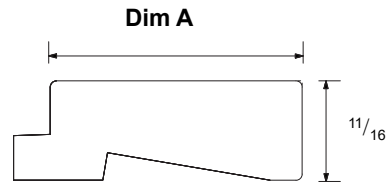
### Extension Jamb / Painted / Lineal Lengths

#### Extension Jamb / Painted / Lineal

**Note:**

Dim A does not include "tongue".

Size	Dim A
4 <sup>9</sup> / <sub>16</sub> "	1 <sup>11</sup> / <sub>16</sub>
5 <sup>1</sup> / <sub>4</sub> "	2 <sup>3</sup> / <sub>8</sub>
6 <sup>9</sup> / <sub>16</sub> "	3 <sup>11</sup> / <sub>16</sub>
7 <sup>1</sup> / <sub>8</sub> "	4 <sup>1</sup> / <sub>4</sub>



Jamb Depth	Dim A	White (Painted)		Dark Bronze Painted		Black Painted		
		96"	144"	96"	144"	96"	144"	
7"	7	4 <sup>1</sup> / <sub>8</sub>	9104344	9104340	9145376	9145375	9144778	9144777
	7 <sup>1</sup> / <sub>16</sub>	4 <sup>3</sup> / <sub>16</sub>	9104352	9104348	9145378	9145377	9144780	9144779
	7 <sup>1</sup> / <sub>8</sub>	4 <sup>1</sup> / <sub>4</sub>	1354713	1354714	9145301	9145302	9144703	9144704
	7 <sup>3</sup> / <sub>16</sub>	4 <sup>5</sup> / <sub>16</sub>	9205051	9205231	9205081	9205261	9205111	9205338
	7 <sup>1</sup> / <sub>4</sub>	4 <sup>3</sup> / <sub>8</sub>	9205052	9205232	9205082	9205262	9205112	9205339
	7 <sup>5</sup> / <sub>16</sub>	4 <sup>7</sup> / <sub>16</sub>	9205053	9205233	9205083	9205263	9205113	9205340
	7 <sup>3</sup> / <sub>8</sub>	4 <sup>1</sup> / <sub>2</sub>	9205054	9205234	9205084	9205264	9205114	9205341
	7 <sup>7</sup> / <sub>16</sub>	4 <sup>9</sup> / <sub>16</sub>	9205055	9205235	9205085	9205265	9205115	9205342
	7 <sup>1</sup> / <sub>2</sub>	4 <sup>5</sup> / <sub>8</sub>	9205056	9205236	9205086	9205266	9205116	9205343
	7 <sup>9</sup> / <sub>16</sub>	4 <sup>11</sup> / <sub>16</sub>	9205057	9205237	9205087	9205267	9205117	9205344
	7 <sup>5</sup> / <sub>8</sub>	4 <sup>3</sup> / <sub>4</sub>	9205058	9205238	9205088	9205268	9205118	9205345
	7 <sup>11</sup> / <sub>16</sub>	4 <sup>13</sup> / <sub>16</sub>	9205059	9205239	9205089	9205269	9205119	9205346
	7 <sup>3</sup> / <sub>4</sub>	4 <sup>7</sup> / <sub>8</sub>	9205060	9205240	9205090	9205270	9205120	9205347
	7 <sup>13</sup> / <sub>16</sub>	4 <sup>15</sup> / <sub>16</sub>	9205061	9205241	9205091	9205271	9205121	9205348
7 <sup>7</sup> / <sub>8</sub>	5	9205062	9205242	9205092	9205272	9205122	9205349	
7 <sup>15</sup> / <sub>16</sub>	5 <sup>1</sup> / <sub>16</sub>	9205063	9205243	9205093	9205273	9205123	9205350	
8"	8	5 <sup>1</sup> / <sub>8</sub>	9205064	9205244	9205094	9205274	9205124	9205351
	8 <sup>1</sup> / <sub>16</sub>	5 <sup>3</sup> / <sub>16</sub>	9205065	9205245	9205095	9205275	9205125	9205352
	8 <sup>1</sup> / <sub>8</sub>	5 <sup>1</sup> / <sub>4</sub>	9205066	9205246	9205096	9205276	9205126	9205353
	8 <sup>3</sup> / <sub>16</sub>	5 <sup>5</sup> / <sub>16</sub>	9205067	9205247	9205097	9205277	9205127	9205354
	8 <sup>1</sup> / <sub>4</sub>	5 <sup>3</sup> / <sub>8</sub>	9205068	9205248	9205098	9205278	9205128	9205355
	8 <sup>5</sup> / <sub>16</sub>	5 <sup>7</sup> / <sub>16</sub>	9205069	9205249	9205099	9205279	9205129	9205356
	8 <sup>3</sup> / <sub>8</sub>	5 <sup>1</sup> / <sub>2</sub>	9205070	9205250	9205100	9205280	9205130	9205357
	8 <sup>7</sup> / <sub>16</sub>	5 <sup>9</sup> / <sub>16</sub>	9205071	9205251	9205101	9205281	9205131	9205358
	8 <sup>1</sup> / <sub>2</sub>	5 <sup>5</sup> / <sub>8</sub>	9205072	9205252	9205102	9205282	9205132	9205359
	8 <sup>9</sup> / <sub>16</sub>	5 <sup>11</sup> / <sub>16</sub>	9205073	9205253	9205103	9205283	9205133	9205360
	8 <sup>5</sup> / <sub>8</sub>	5 <sup>3</sup> / <sub>4</sub>	9205074	9205254	9205104	9205284	9205134	9205361
	8 <sup>11</sup> / <sub>16</sub>	5 <sup>13</sup> / <sub>16</sub>	9205075	9205255	9205105	9205332	9205135	9205362
	8 <sup>3</sup> / <sub>4</sub>	5 <sup>7</sup> / <sub>8</sub>	9205076	9205256	9205106	9205333	9205136	9205363
	8 <sup>13</sup> / <sub>16</sub>	5 <sup>15</sup> / <sub>16</sub>	9205077	9205257	9205107	9205334	9205137	9205364
8 <sup>7</sup> / <sub>8</sub>	6	9205078	9205258	9205108	9205335	9205138	9205365	
8 <sup>15</sup> / <sub>16</sub>	6 <sup>1</sup> / <sub>16</sub>	9205079	9205259	9205109	9205336	9205139	9205366	
9"	9	6 <sup>1</sup> / <sub>8</sub>	9205080	9205260	9205110	9205337	9205140	9205367

# Perma-Shield® Improved/E-Z Awning Windows (1999 to Present)

Standard, Picture, and Transom Windows

## Frames

### Drywall Return Bead / Lineal Lengths

#### Return Bead - Drywall / Wide Lineal

	<b>Unit No.</b>	<b>Length</b>	<b>Pine</b>	<b>Vinyl Wrapped White</b>	<b>Dark Bronze Painted</b>	<b>Black Painted</b>
	<b>96"</b>	96"	9055652	0701648	9146077	9146063
	<b>144"</b>	144"	9055651	0701647	9146076	9146062

#### Return Bead - Drywall / Narrow Lineal

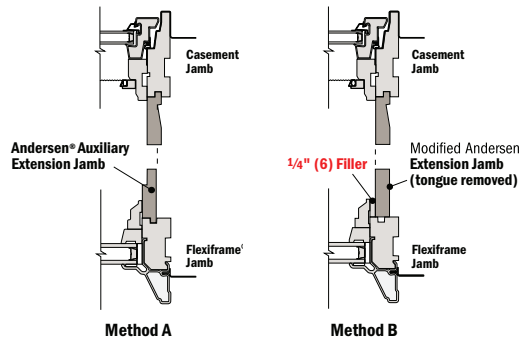
	<b>Unit No.</b>	<b>Pine</b>	<b>Vinyl Wrapped White</b>	<b>Dark Bronze Painted</b>	<b>Black Painted</b>
	<b>96"</b>	9075145	0702201	9146078	9146064
	<b>144"</b>	9075146	0702202	9146079	9146065

### Trim Piece / Filler

#### Extension Jamb Alignment

For these joined 400 Series window combinations only:

- Arch, Springline™ or Flexiframe over Casement
- Arch, Springline or Flexiframe alongside Awning



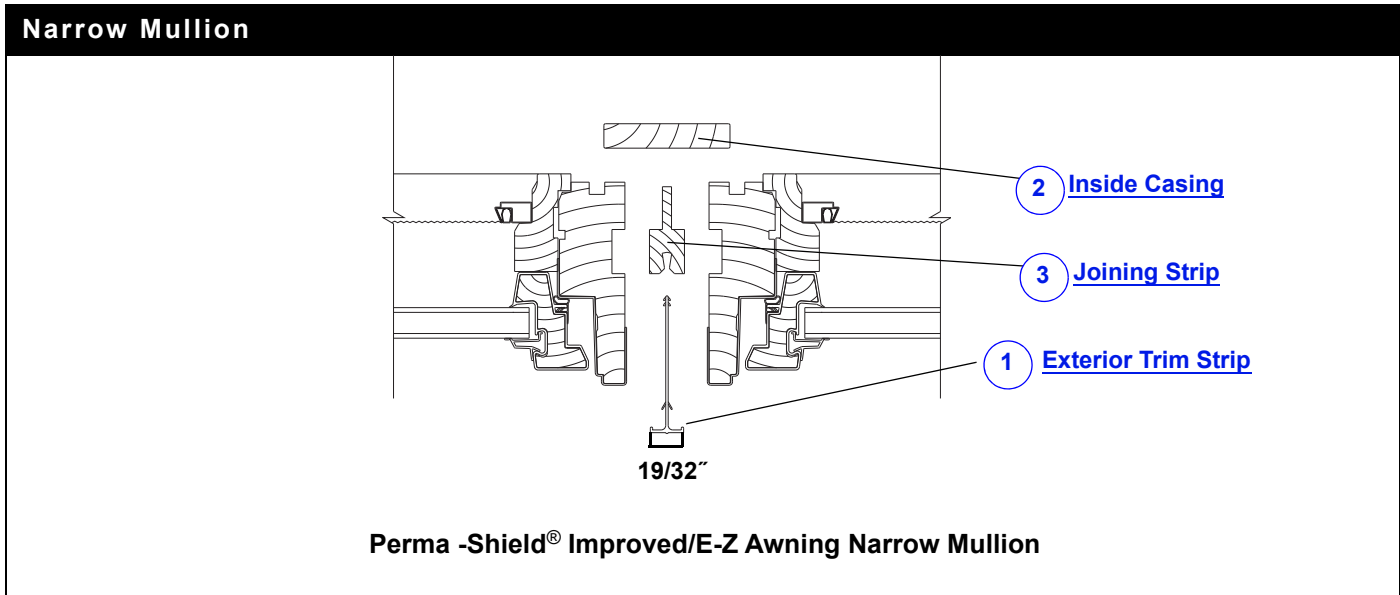
**Method A: Individually Framed** - Use optional Andersen auxiliary extension jambs for individual picture frame trimming.

**Method B: Perimeter Framed** - For continuous perimeter trimming, remove extension jamb tongue and use 1/4" (6) - thick filler between Arch, Springline or Flexiframe trim stop and extension jamb.

### Trim - Mull Alignment

	<b>Note:</b> Use mull alignment trim with extension jambs when mulling Casement windows to Flexiframe windows.	<b>Qty</b>	<b>Size</b>	<b>Natural Wood</b>	<b>White</b>	<b>Dark Bronze</b>	<b>Black</b>
		<b>1</b>	1/4 x 7/8 x 48	1348721	9055409		
		<b>20</b>	9/32 x 1 7/64 x 96	2340623	2340625		
		<b>20</b>	9/32 x 1 7/64 x 144	2340624	2340626		

## Joining Components



Exterior Trim Strip - Narrow Mullion / 3/4" Vinyl Ref. No 1								
Unit No.	Length	White	Terratone®	Sandtone	Forest Green	Canvas	Dark Bronze	Black
AR1/CR1	16 <sup>15</sup> / <sub>16</sub>	1506814	2106814	0638504	0514099	9033598	9073198	9129229
AN1/CN1	20 <sup>7</sup> / <sub>16</sub>	1506816	2106816	0638502	0514101	9033597	9073197	9129228
A1/C1	24 <sup>1</sup> / <sub>16</sub>	1506820	2106820	0607202	0514102	9033590	9073191	9129222
AW1/CW1	28 <sup>5</sup> / <sub>16</sub>	1506822	2106822	0638506	0514103	9033588	9073189	9129220
AX1/CX1	31 <sup>7</sup> / <sub>16</sub>	1348009	1448013	0607205	0514112	9033603	9073201	9129232
AXW1 (C3)	35 <sup>15</sup> / <sub>16</sub>	1348008	1448008	0607204	0514093	9033591	9073192	9129223
144 in	144	1348520	1448520	0607234	0514105	9033596	9073196	9129227

# Perma-Shield® Improved/E-Z Awning Windows (1999 to Present)

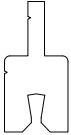
Standard, Picture, and Transom Windows

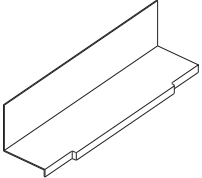
## Joining Components

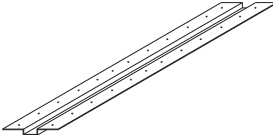
Inside Casing - Mull / Natural Wood Ref. No 3 <a href="#">See illustration, page 158</a>										
<b>Note:</b> See drawing 30055 and iQ+ for additional Unit No./Size descriptions.										
Unit No.	Length	Awning/ Casement			Awning/ Flexiframe			Flexiframe/ Flexiframe		
		2 3/8"			2 5/8"			2 7/8"		
		Pine	Oak	Maple	Pine	Oak	Maple	Pine	Oak	Maple
AR1	14 23/32	1507632	9183665	9183662	8154121	9183666	9183663	1507604	9183667	9183664
AN1	18 7/32	1507631	9183671	9183668	8154122	9183672	9183669	1507606	9183673	9183670
A1	21 27/32	1349006	1386902	9183674	1506920		9183675	1507608	9183677	9183676
	26 3/32	1389520	1386516	9183678	1386804	1387004	9183679	1507620	9183681	9183680
	29 7/32	1349009	9183685	9183682	9055410	9183686	9183683	1583507	9183687	9183684
	33 21/32	1349008	1389518	9183688	1349030	1389522	9183689	1349037	9183691	9183690
	38 17/32	1349010	9183696	9183693	1349031	9183697	9183694	1349038	9183692	9183695
	45 7/32								9183703	9183702
	45 23/32	1349012	1386906	9183700	1349032	1387006	9183701	1349039	9183699	9183698
	50 17/32	1349014	9183707	9183704	1349033	9183708	9183705	1349040	9183709	9183706
	57 19/32	1349016	9183715	9183712	1349034	9183716	9183713	1349041	9183717	9183714
	60 15/32	1349011	9183721	9183718	9055411	9183722	9183719	9055412	9183723	9183720
	69 5/8		9183737	9183736						
A1-3	70 13/32		9183740	9183738					9183741	9183739
96 inch	96	1349022	9183749	9183746	1386812	9183750	9183747	1507622	9183751	9183748
144 inch	144	1349024	9183755	9183752	1386814	9183756	9183753	1507624	9183757	9183754

Inside Casing - Narrow Mullion / Painted White <a href="#">See illustration, page 158</a>					
	Unit No.	Length	Awning / Casement	Awning / Flexiframe	Flexiframe / Flexiframe
			2 3/8"	2 5/8"	2 7/8"
			AR1	14 23/32	1354737
AN1	18 7/32	1354736	By description	N/A	
A1	21 27/32	1354734	1354722	1507635	
AW1	26 3/32	1389528	1389529	N/A	
AX1	29 7/32	1349071	By description	By description	
AXW1	33 21/32	1349070	1354723	1354728	
C4	45 23/32	1349062	By description	By description	
A3	69 19/32	1349064	1349052	1349059	
A45	50 17/32	1349068	1354724	1354729	
A5	57 19/32	1349063	1349050	1349057	
A55	62 17/32	1349066	1354725	1354730	
96 in	96	1354733	1354726	1349060	
144 in	144	1354732	1354727	1354731	

## Joining Components

Joining Strip - Narrow Mullion (2 Piece) <a href="#">Ref No. 3 See illustration, page 158</a>						
	Unit No.	Length	Order No.	Unit No.	Length	Order No.
	AR1	8 <sup>5</sup> / <sub>8</sub>	1506414	A25/AW1	14 <sup>5</sup> / <sub>16</sub>	1506422
	AN1	10 <sup>3</sup> / <sub>8</sub>	1506416	A28/AX1	15 <sup>7</sup> / <sub>8</sub>	1347011
	A2/A1	12 <sup>3</sup> / <sub>16</sub>	1506420	A3/AXW1	18 <sup>1</sup> / <sub>8</sub>	1347008
	A6/A3	36 <sup>1</sup> / <sub>16</sub>	1506424			

Exterior Flashing - Narrow Mullion				
	Length	6"	Finish	Order No.
			White	1356008
			Terratone®	1456008
			Sandtone	0608402
			Forest Green	0514129
			Canvas	9033568
			Dark Bronze	9073185
Black	9127237			

Gusset Plate - Narrow Mullion / Head and Sill	
	Order No. 1359508



# Perma-Shield® Improved/E-Z Awning Windows (1999 to Present)

Standard, Picture, and Transom Windows

## Joining Components

### Factory Mullion

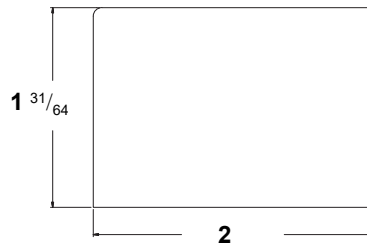
#### Inside Casing - Factory Mullion / 2"

	Unit No.	Length	Order No.
	A4	45 <sup>23</sup> / <sub>32</sub>	8055402

#### Interior Casing – Side by Side Factory Mullion / 2"

Unit No.	Length	Natural Wood	Prefinished Interior White
AR1	14 <sup>23</sup> / <sub>32</sub>	1396517	1396513
AN1	18 <sup>7</sup> / <sub>32</sub>	1396516	1396512
A1	21 <sup>27</sup> / <sub>32</sub>	1389506	1389525
AW1	26 <sup>3</sup> / <sub>32</sub>	1389508	1389526
AX1	29 <sup>7</sup> / <sub>32</sub>	1396515	1396511
AXW1	33 <sup>21</sup> / <sub>32</sub>	1389510	1389527

#### Interior Casing – Awning over Awning Factory Mullion / Thick / 2"



Unit No.	Length	Natural Wood	Prefinished Interior White
A2	21 <sup>27</sup> / <sub>32</sub>	9087843	9087841
A3	33 <sup>21</sup> / <sub>32</sub>	9087844	9087842
A35	38 <sup>17</sup> / <sub>32</sub>	9087847	9087845
A4	45 <sup>23</sup> / <sub>32</sub>	9087848	9087846

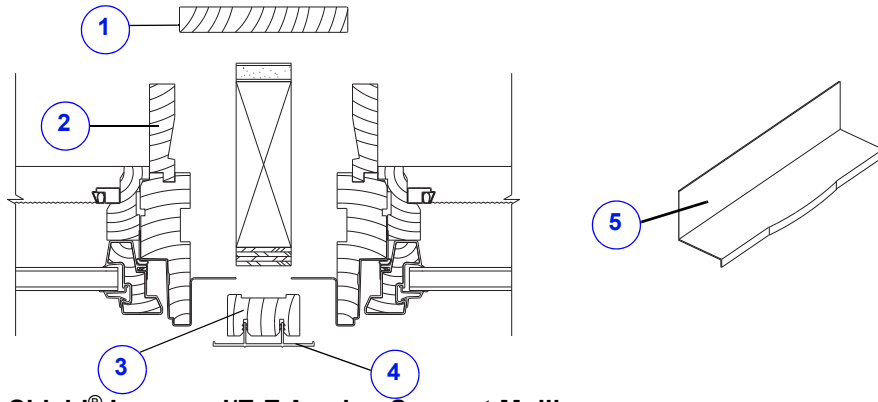
## Joining Components

### Support Mullion

#### Support Mullion

1. Inside Casing\*
2. Extension Jamb
3. Support Mull Filler
4. Outside Vinyl Trim Strip
5. Outside Support Flashing

\*Supplied by others



**Perma -Shield® Improved/E-Z Awning Support Mullion**

### Joining Kit - Support Mullion

#### Kit Includes:

Support mullion filler strip, support mullion trim strip

Unit No.	White	Sandtone	Terratone®	Forest Green	Canvas	Dark Bronze	Black
A1	1507008	0607402	2106908	0518041	9033894	9077055	9129444
AN1	1507006	0638604	2106906	0518040	9033893	9077054	9129445
AR1	1507004	0638602	2106904	0518039	9033892	9077053	9129446
AW1	1507010	0638606	2106910	0518042	9033895	9077056	9129447

### Exterior Trim Strip - Support Mullion Ref. No 4

#### Note:

If a part number is not provided, use longer length trim strip and cut to size or order specific length by description.

Unit No.	Dimensions	White	Terratone®	Sandtone	Canvas	Dark Bronze	Black
A1/C1	26 <sup>1</sup> / <sub>16</sub>	8015503	8015504	0611002	9033610	9073206	9129237
AXW1/C3	35 <sup>7</sup> / <sub>8</sub>	8015509	1449008	0611004	9033611	9073207	9129238
A35/C35	40 <sup>3</sup> / <sub>4</sub>	8015510	1449012	0611006	9033612	9073208	9129239
A2/C4	47 <sup>13</sup> / <sub>11</sub>	8015511	1449016	0611008	9033613	9073209	9129240
A45/C45	52 <sup>3</sup> / <sub>4</sub>	8015512	8015513	0611010	9033614	9073210	9129241
A5/C5	59 <sup>3</sup> / <sub>16</sub>	8015514	1449020	0611012	9033615	9073211	9129242
A55/C55	64 <sup>3</sup> / <sub>4</sub>	8015515	8015516	0611014	9033616	9073212	9129243
A3/C6	71 <sup>13</sup> / <sub>16</sub>	8015517	1449024	0611016	9069347	9074050	9129260
AW1/C25	28 <sup>5</sup> / <sub>16</sub>	8015506	8015507	8015508	9069349	9074052	9129262
AN1	20 <sup>7</sup> / <sub>16</sub>	8045515	8045516	8045517	9033609	9073205	9129236
AR1	16 <sup>15</sup> / <sub>16</sub>	8045518	8045519	8045520	9069348	9074051	9129261
144 IN	144	1348620	1448620	0611034	9033617	9073213	9129244

# Perma-Shield® Improved/E-Z Awning Windows (1999 to Present)

Standard, Picture, and Transom Windows

## Joining Components

Filler - Support Mullion <a href="#">Ref. No 3 See illustration, page 162</a>					
Unit No.	Dimensions	Order No.	Unit No.	Dimensions	Order No.
AR1	16 <sup>7</sup> / <sub>8</sub>	1378016	A3	71 <sup>3</sup> / <sub>4</sub>	8015609
AN1	20 <sup>3</sup> / <sub>8</sub>	1378013	A30/AXW1	35 <sup>13</sup> / <sub>16</sub>	8015603
AX1	31 <sup>3</sup> / <sub>8</sub>	1378018	AW1	28 <sup>1</sup> / <sub>4</sub>	8015602
A1	24	8015601	72 in	72	1348812
A2	47 <sup>7</sup> / <sub>8</sub>	8015605			

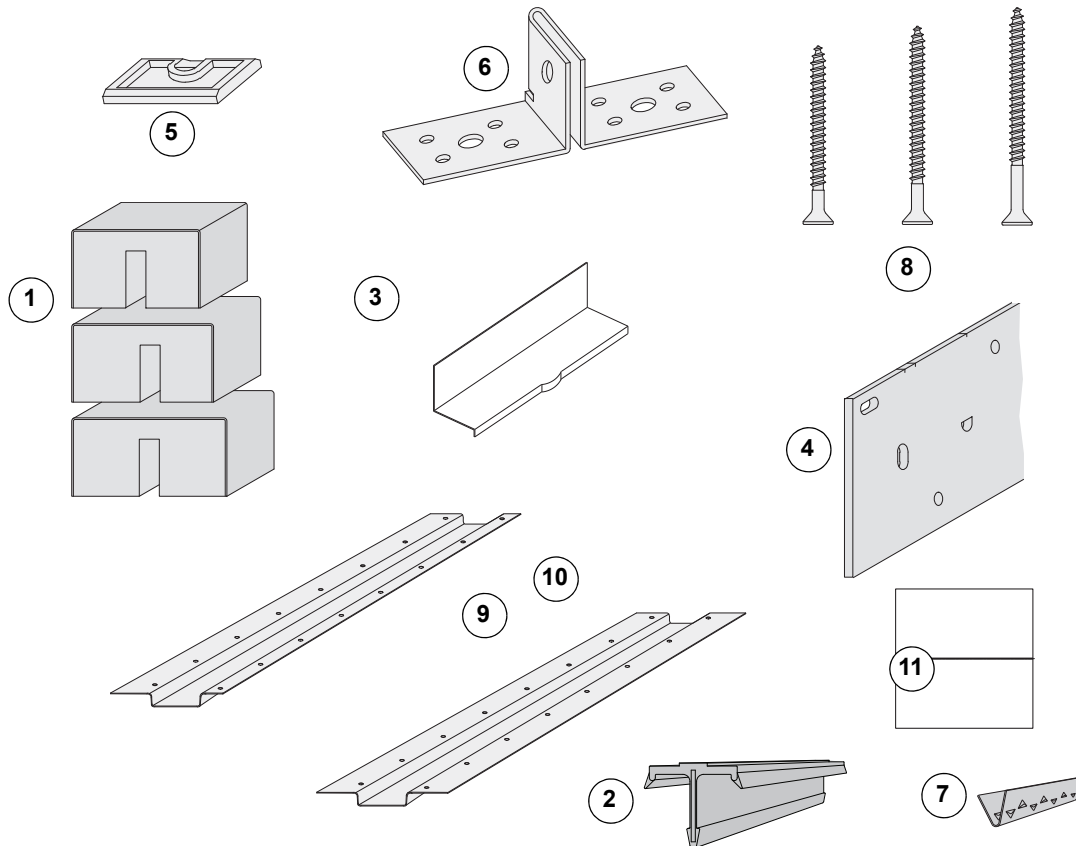
Exterior Flashing - Support Mullion <a href="#">Ref. No. 5 See illustration, page 162</a>								
	Size	White	Terra-tone®	Sandtone	Forest Green	Canvas	Dark Bronze	Black
	6"	1356012	1456012	0608404	0514130	9033569	9073186	9127238

## Joining Components

### Reinforced Mull Joining Components - Steel

**Notes:**

See [Joining Guide 0005172](#).



**Steel Reinforced Narrow Mullion  
for Casement, Awning, Specialty, and Circle Top™ Windows**

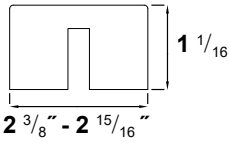
**IMPORTANCE OF PROPER SELECTION:**

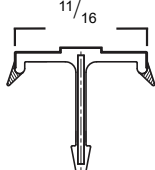
It is essential that you select the proper joining members for Andersen windows. Andersen strongly recommends consultation with an experienced structural engineer, contractor, architect or your local Andersen window supplier prior to the installation of any Andersen product. Installation of Andersen products is the sole responsibility of the architect, building owner, contractor, and/or consumer, and Andersen has no responsibility in this regard. For more information about joining materials, please see the Andersen Residential Product Guide, the Andersen Commercial Catalog, or the Andersen Architectural Detail File.

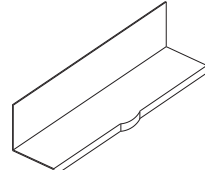
# Perma-Shield® Improved/E-Z Awning Windows (1999 to Present)

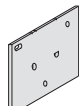
Standard, Picture, and Transom Windows

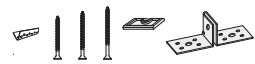
## Joining Components

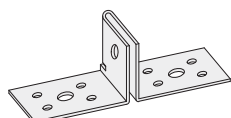
Inside Casing - Pine Ref. No. 1 <a href="#">page 164</a>					
	Species/Color	Length	2 3/8"	2 5/8"	2 15/16"
	Pine	96"	2340602	2340606	2340614
	White		2340617	2340619	2340621
	Dark Bronze		9183804	9183806	9183841
	Black		9183838	9183840	9183807
	Pine	144"	2340604	2340608	2340616
	White		2340618	2340620	2340622
	Dark Bronze		9183837	9183839	9183808
	Black		9183803	9183805	9183842

Exterior Trim Strip - Reinforced Mullion Ref. No. 2 <a href="#">page 164</a>								
<b>Note:</b> See <a href="#">Sealant</a> .								
	Length	White	Terra-tone®	Sandtone	Forest Green	Canvas	Dark Bronze	Black
	96"	2340504	2340508	2340512	2340528	9043184	9074013	9129253
	150"	2340502	2340506	2340510	2340526	9043183	9074012	9129252

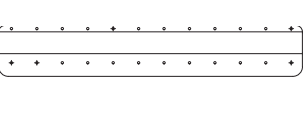

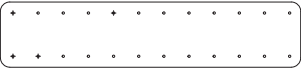

Exterior Narrow Mull Flashing Ref. No. 3 <a href="#">page 164</a>								
	Length	White	Terra-tone®	Sandtone	Forest Green	Canvas	Dark Bronze	Black
	6"	1356008	1456008	0608402	0514129	-	-	9127237

Joining Strip - Steel Reinforced Mullion Ref. No. 4 <a href="#">page 164</a>				Unit Size	Order No.
				96 1/4"	2340406
				114"	2340408
				150"	2340410

End Bracket Kit - Steel Reinforced Mullion / PSC/A/CT/FF Ref. No. 5 to 8 <a href="#">page 164</a>		
	<b>Kit Includes:</b> Instruction Sheet, Trim Strip Clips, Screw Packages RMA1, RMB1, RMC1, Location Blocks and 2 - End brackets.	<b>Order No.</b> 2340414

End Bracket - Steel Reinforced Mullion Ref. No. 6 <a href="#">page 164</a>		Order No.
		

## Joining Components

Clip - Trim Strip / Reinforced Mullion Ref. No. 7 <a href="#">page 164</a>		
<b>Note:</b> 96" trim strip uses 14 clips. 150" trim strip uses 21 clips.		
		<b>Order No.</b> 2340423
Gusset Plate Kit - Steel Reinforced Mullion / ET Ref. No. 11, 5, and 7 <a href="#">page 164</a>		
	<b>Kit Includes:</b> Gussets, Location locks, and Screw packages: RMA-2, RMB-2, RMC-2.	<b>Order No.</b> 2340416
Gusset Plate - Metal / PS/FF Ref. No. 9 <a href="#">page 164</a>		
		<b>Order No.</b> 2250208
Gusset Plate - Head and Sill Ref. No. 10 <a href="#">page 164</a>		
		<b>Order No.</b> 1359508
Gusset Plate - CTC/CTN/ET/DH		
		<b>Order No.</b> 1359510
Flange Gasket - Mull Ref. No 11 <a href="#">page 164</a>		
	<b>Note:</b> Used over flange.	<b>Order No.</b> 9122508

# Perma-Shield® Improved/E-Z Awning Windows (1999 to Present)

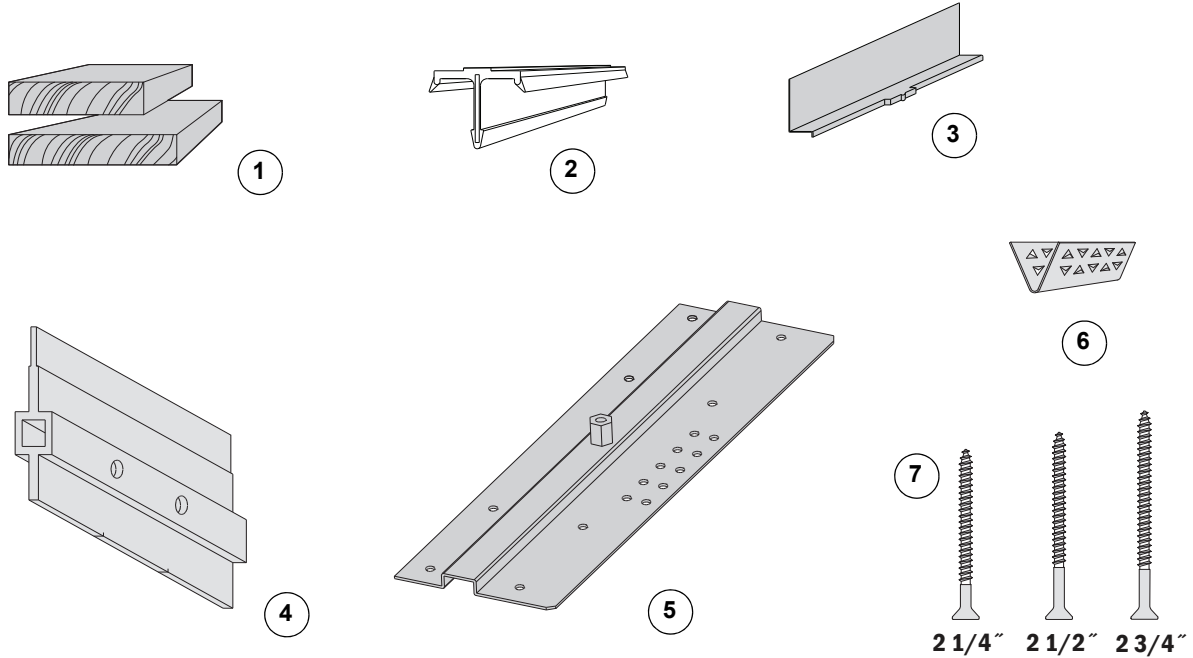
Standard, Picture, and Transom Windows

## Joining Components

### Reinforced Mull Joining Components - Aluminum

**Notes:**

See [Joining Guide 0005165](#).



**Aluminum Reinforced Narrow Mullion  
for Casement, Awning, Specialty, and Circle Top™ Windows**

### Inside Casing - Aluminum Reinforced Mullion Ref. No. 1

	Length	2 3/8"	2 5/8"	2 7/8"
		Casement to Casement	Casement to Flexiframe	Flexiframe to Flexiframe
96"		1349022	1386812	1507622
144"		1349024	1386814	1507624

### Exterior Trim Strip - Reinforced Mullion Ref. No. 2

**Note:**

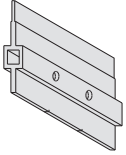
See [Sealant](#).

Unit Size	White	Terra-tone®	Sandtone	Forest Green	Canvas	Dark Bronze	Black
96"	2340504	2340508	2340512	2340528	9043184	9074013	9129252
150"	2340502	2340506	2340510	2340526	9043183	9074012	9129253

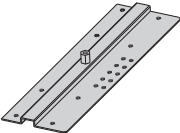
### Exterior Flashing Ref. No. 3

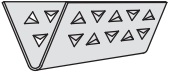
Length	White	Terra-tone®	Sandtone	Forest Green	Canvas	Dark Bronze	Black
6"	1356008	1456008	0608402	0514129	9033568	9073185	9127237

## Joining Components

Joining Strip - Reinforced Mullion Ref. No. 4			
		Unit Size	Order No.
		72 <sup>3</sup> / <sub>32</sub> "	2340402
		92"	2340404

End Plate Kit - Reinforced Mullion / PSC/A/CT/FF Ref. No. 5, 6, and 7 <a href="#">page 167</a>		
	<b>Kit Includes:</b> End plates, trim strip clip, and screws	Order No.
		2340412

End Plate - Reinforced Mullion Ref. No. 5 <a href="#">page 167</a>		
		Order No.
		2340422

Trim Clip - Reinforced Mullion Ref. No. 6 <a href="#">page 167</a>		
<b>Note:</b> 96" trim strip uses 14 clips. 150" trim strip uses 21 clips.		
		Order No.
		2340423



# Perma-Shield® Improved/E-Z Awning Windows (1999 to Present)

Standard, Picture, and Transom Windows

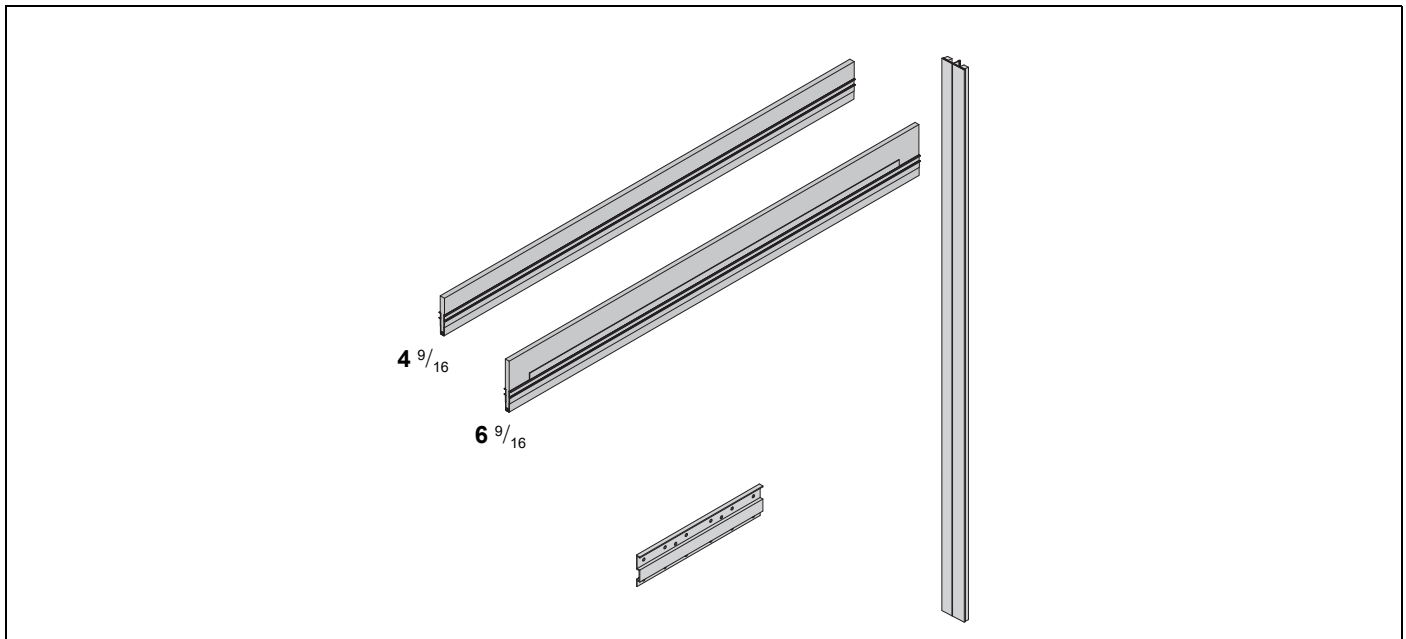
## Joining Components

### Reinforced Mull Joining Components - LVL

#### Joining Kit Graphic

**Notes:**

See [Joining Guide 0005381](#).



#### Joining Kit - 3/4" LVL / One-Way / 4 9/16" Wall

**Kit Includes:**

- (2) Gusset plates
- (1) 3/4" LVL joining strip 4-9/16" Wall
- (4) Foam void filler
- (1) Exterior trim strip
- (4) #10-12 x 3" screws
- (28) #8-15 x 3" screws
- (3) #8-18 x 1-3/4" screws
- (12) #10 x 2-1/2" screws

Unit No	Length	White	Terratone®	Sandtone	Forest Green	Canvas	Dark Bronze	Black
<b>PSCA60</b>	6'	1320953	1439603	0614203	0519303	9076738	9076970	9129361
<b>PSCA80</b>	8'	1320917	1439607	0614207	0519307	9076742	9076974	9129365

#### Joining Kit - LVL / One-Way / 6 9/16" Wall

**Note:**

Kit contains the same parts as above but includes the wider 3/4" LVL joining strip 6-9/16" Wall.

Unit No	Length	White	Terratone®	Sandtone	Forest Green	Canvas	Dark Bronze	Black
<b>PSCA60</b>	6'	1320920	1439610	0614210	0519310	9076745	9076977	9129368
<b>PSCA80</b>	8'	1320921	1439611	0614211	0519311	9076746	9076978	9129369

## Joining Components

**Joining Kit Graphic**

**Notes:**  
See [Joining Guide 0005383](#)

The diagram illustrates the components of a joining kit. It includes two L-shaped brackets, one labeled 4 9/16 and the other 6 9/16. There are two long LVL joining strips, one labeled 4 9/16 and the other 6 9/16. Additionally, there is a vertical trim strip and an L-shaped intersection bracket labeled 6 9/16.

**Joining Kit - 3/4" LVL / Two-Way / 6 9/16" Wall**

- Kit Includes:**
- (2) 3/4" Joining brackets 6-9/16" Wall
  - (1) 3/4" LVL joining strip 6-9/16" Wall
  - (4) Foam void filler
  - (1) Exterior trim strip
  - (2) Intersection brackets
  - (4) #10-12 x 3" screws
  - (14) #8-15 x 3" screws
  - (16) #8 x 3/4" bracket screws
  - (8) #8-18 x 1-3/8" screws
  - (18) #10 x 2-1/2" screws

Unit No	Length	White	Terratone®	Sandtone	Forest Green	Canvas	Dark Bronze	Black
PSCA60	6'	1320954	1439604	0614204	0519304	9076739	9076971	9129362
PSCA80	8'	1320955	1439605	0614205	0519305	9076740	9076972	9129363
PSCA100	10'	1320956	1439606	0614206	0519306	9076741	9076973	9129364

**Joining Kit - LVL / Two-Way / 4 9/16" Wall**

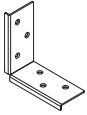
**Note:**  
Kit contains the same parts as above but includes:  
(2) 3/4" Joining brackets 4-9/16" Wall and (1) 3/4" LVL joining strip 4-9/16" Wall.

Unit No	Length	White	Terratone®	Sandtone	Forest Green	Canvas	Dark Bronze	Black
PSCA60	6'	1320918	1439608	0614208	0519308	9076743	9076975	9129366

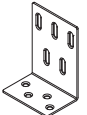
# Perma-Shield® Improved/E-Z Awning Windows (1999 to Present)

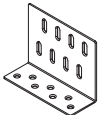
Standard, Picture, and Transom Windows

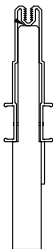
## Joining Components

Intersection Bracket - 3/4" 4-9/16 LVL		
	<b>Note:</b> Used in both 4-9/16" & 6-9/16" kits	<b>Order No.</b>
		1601635

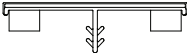
L Bracket - 3/4" 7-9/16 LVL		
	<b>Note:</b> Structural bracket	<b>Order No.</b>
		2573481

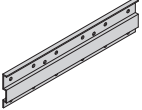
Load Transfer Bracket - 3/4" LVL / 4 9/16" Wall		
		<b>Order No.</b>
		1601636

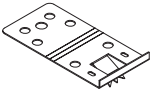
Load Transfer Bracket - 3/4" LVL / 6 9/16" Wall		
		<b>Order No.</b>
		1600202

Joining Strip - 3/4" LVL / 4 9/16" Wall		
		<b>Order No.</b>
		1302199

## Joining Components

Trim Strip - Exterior - 3/4" LVL								
								
Unit No	Length	White	Terratone®	Sandtone	Forest Green	Canvas	Dark Bronze	Black
PSCA60	71 7/8	1300075	1400592	0600197	0501029	9033564	9073862	9129250
PSCA80	96	1300076	1400593	0600198	0501030	9033565	9073182	9129216
PSCA100	120	1300077	1400594	0600199	0501031	9033566	9073183	9129217

Joining Strip - 3/4" LVL / 6 9/16" Wall		
	<b>Unit No.</b>	<b>Order No.</b>
	C20	1300088
	C96	1300087
Gusset Plate - 18" Reinforced		
		<b>Order No.</b>
		1600199

Installation Clip Kit with Screws		
	<b>Kit Includes:</b> (10) Jamb clips (20) Clip screws	<b>Order No.</b>
		1376706

# Perma-Shield® Improved/E-Z Awning Windows (1999 to Present)

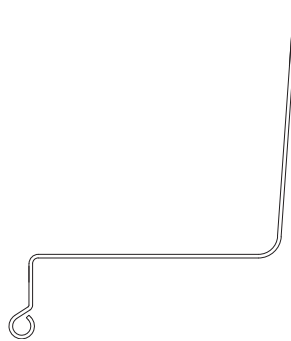
Standard, Picture, and Transom Windows

## Joining Components

### Universal Drip Cap - Continuous

**Note:**

Use on side-by-side or vertical joins mullled at the factory or distributor. Consists of 24 gauge aluminum material.



	72"			120"			151 1/2"	
	Package Quantity			Package Quantity			Package Quantity	
	1	10	40	1	10	40	1	10
White	2222525	2222526	2222527	2222546	2222547	2222548	2222555	2222556
Terratone®	2222528	2222529	N/A	2222549	2222550	N/A	2222557	2222558
Sandtone	2222530	2222531	N/A	2222551	2222552	N/A	2222559	2222560
Forest Green	2222532	2222533	N/A	2222553	2222554	N/A	2222561	2222562
Canvas	9003116	9003117	N/A	9003126	9003127	N/A	9003130	9003131
Dark Bronze	9020502	9020503	N/A	9020504	9020505	N/A	9020506	9020507
Black	9003561	9003562		9003569	9003570	N/A	9003577	9003578

## Art Glass Components

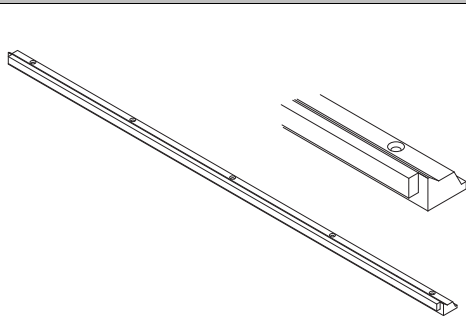
### Art Glass

**Note:**

Information about ordering replacement art glass panels can be found in the Andersen® Art Glass section of the catalog.

### Art Glass Trim Stops (1995 to Present)

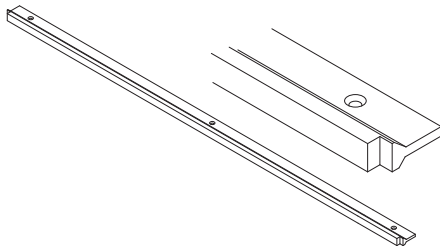
#### Trim Stop - Standard Window / Art Glass / Venting / Head and Sill



**Note:**  
Stationary units use this stop as a head and sill stop, and venting units use it as a head stop.

Unit No.	Length	Order No.
AG A2	19 1/2	2370459
AG A25	23 3/4	2370460
AG A28	26 7/8	2370530
AG A3	31 5/16	2370461
AG A35	36 3/16	2370462
AG A4	43 3/8	2370463
AG A45	48 3/16	2370464
AG A5	55 1/4	2370465
AG A55	60 3/16	2370466
AG A6	67 1/4	2370467

#### Trim Stop- Standard Window / Art Glass / Venting / Sill



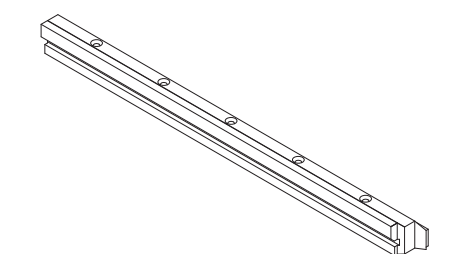
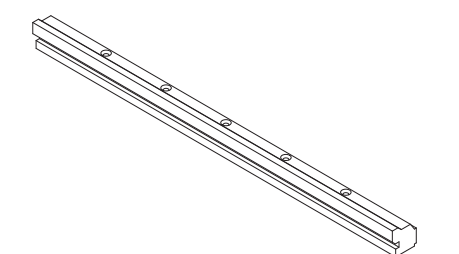


Unit No.	Length	Order No.
AG A2	19 1/2	2370468
AG A25	23 3/4	2370469
AG A28	26 7/8	2370528
AG A3	31 5/16	2370470
AG A35	36 3/16	2370471
AG A4	43 3/8	2370472
AG A45	48 3/16	2370473
AG A5	55 1/4	2370474
AG A55	60 3/16	2370475
AG A6	67 1/4	2370476

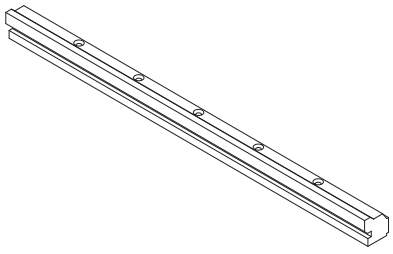
# Perma-Shield® Improved/E-Z Awning Windows (1999 to Present)

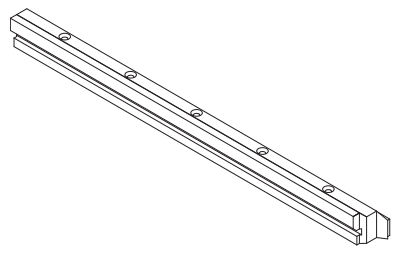
Standard, Picture, and Transom Windows

## Art Glass Components

Trim Stop - Standard Window / Art Glass / Venting / Side				
	Unit No.	Length	Order No.	
			Left	Right
	AG AR	12 <sup>5</sup> / <sub>8</sub>	2370477	2370483
	AG AN	15 <sup>7</sup> / <sub>8</sub>	2370478	2370484
	AG A	19 <sup>1</sup> / <sub>2</sub>	2370479	2370485
	AG AW	23 <sup>3</sup> / <sub>4</sub>	2370480	2370486
	AG AXW	31 <sup>5</sup> / <sub>16</sub>	2370487	2370481
	AG AX	26 <sup>17</sup> / <sub>64</sub>	2370531	2370532
	AG AP35	36 <sup>1</sup> / <sub>8</sub>	2370482	2370488
Trim Stop - Standard Window / Art Glass / Stationary / Side				
	Unit No.	Length	Order No.	
			Left	Right
	AG AR	12 <sup>5</sup> / <sub>8</sub>		2370489
	AG AN	16 <sup>1</sup> / <sub>8</sub>		2370490
	AG A	19 <sup>3</sup> / <sub>4</sub>		2370491
	AG AW	24		2370492
	AG AX	26 <sup>17</sup> / <sub>64</sub>		2370526
	AG AXW	31 <sup>9</sup> / <sub>16</sub>		2370493
	AG AP35	36 <sup>3</sup> / <sub>8</sub>		2370494
	AG AP2	43 <sup>5</sup> / <sub>8</sub>		2370495
	AG AP3	67 <sup>1</sup> / <sub>2</sub>		2370496
Trim Stop - Picture Window / Art Glass / Side				
	Unit No.	Length	Order No.	
			Left	Right
	AG P30	30 <sup>13</sup> / <sub>16</sub>		2370497
	AG P35	35 <sup>11</sup> / <sub>16</sub>		2370498
	AG P40	42 <sup>7</sup> / <sub>8</sub>		2370499
	AG P45	47 <sup>11</sup> / <sub>16</sub>		2370501
	AG P50	54 <sup>3</sup> / <sub>4</sub>		2370502
	AG P55	59 <sup>11</sup> / <sub>16</sub>		2370503
	AG P60	66 <sup>3</sup> / <sub>4</sub>		2370504
Trim Stop - Picture Window / Art Glass / Head and Sill				
	Unit No.	Length	Order No.	
			Left	Right
	AG P30	31 <sup>1</sup> / <sub>4</sub>		2370505
	AG P35	36 <sup>5</sup> / <sub>8</sub>		2370506
	AG P40	43 <sup>13</sup> / <sub>16</sub>		2370507
	AG P45	48 <sup>5</sup> / <sub>8</sub>		2370508
	AG P50	55 <sup>11</sup> / <sub>16</sub>		2370509
	AG P55	60 <sup>5</sup> / <sub>8</sub>		2370510
	AG P60	67 <sup>11</sup> / <sub>16</sub>		2370511

## Art Glass Components

Trim Stop - Transom Window / Art Glass / Head and Sill			
	<b>Unit No</b>	<b>Length</b>	<b>Order No.</b>
	<b>AG CTR15</b>	12 <sup>27</sup> / <sub>32</sub>	2370515
	<b>AG CTR18</b>	16 <sup>11</sup> / <sub>32</sub>	2370516
	<b>AG CTR20</b>	19 <sup>31</sup> / <sub>32</sub>	2370517
	<b>AG CTR24</b>	24 <sup>7</sup> / <sub>32</sub>	2370518
	<b>AG CTR28</b>	27 <sup>11</sup> / <sub>32</sub>	2370519
	<b>AG CTR29</b>	29 <sup>19</sup> / <sub>32</sub>	2370520
	<b>AG CTR30/ PTR30</b>	31 <sup>25</sup> / <sub>32</sub>	2370505
	<b>AG CTR34</b>	36 <sup>19</sup> / <sub>32</sub>	2370521
	<b>AG PTR35</b>	36 <sup>21</sup> / <sub>32</sub>	2370506
	<b>AG CTR40/ PTR40</b>	43 <sup>27</sup> / <sub>32</sub>	2370507
	<b>AG PTR45</b>	48 <sup>21</sup> / <sub>32</sub>	2370508
	<b>AG CTR48</b>	52 <sup>11</sup> / <sub>32</sub>	2370522
	<b>AG PTR50</b>	55 <sup>23</sup> / <sub>32</sub>	2370509
	<b>AG CTR52</b>	58 <sup>19</sup> / <sub>32</sub>	2370523
	<b>AG PTR55</b>	60 <sup>21</sup> / <sub>32</sub>	2370510
<b>AG CTR511</b>	67 <sup>15</sup> / <sub>32</sub>	2370524	
<b>AG CTR60/ PTR60</b>	67 <sup>23</sup> / <sub>32</sub>	2370511	
<b>AG CTR70</b>	80 <sup>15</sup> / <sub>32</sub>	2370525	

Trim Stop - Transom Window / Art Glass / Side			
	<b>Unit No.</b>	<b>Length</b>	<b>Order No.</b>
	<b>AG CTR10</b>	6 <sup>7</sup> / <sub>8</sub>	2370514



# Perma-Shield® Improved/E-Z Awning Windows (1999 to Present)

Standard, Picture, and Transom Windows

## Art Glass Components

### Art Glass Hardware

Bracket Package - Standard / Top and Bottom		
	<b>Package Includes:</b> (2) Upper brackets (2) Lower brackets Shims Fasteners	<b>Order No.</b> 2370020
Bracket - Standard / Top Only		
	<b>Package Includes:</b> (2) Upper brackets Fasteners	<b>Order No.</b> 2370024
Screw Head Packages		
	<b>Description</b>	<b>Order No.</b>
	<b>Package Includes:</b> (11) 1" brass trim screws	2370026

## Art Glass Components

---

# Perma-Shield® Improved/E-Z Awning Windows (1999 to Present)

## Stormwatch® Protection (Coastal Product)

Andersen® products with Stormwatch® protection are designed for use in coastal areas. They feature design pressure upgrades, glass options, and structural enhancements.

### Sash

#### Sash / Notched (1999 - 12/2012)

Sash - High-Performance-Low-E4® (Impact Resistant)				
Unit No.	White	Terratone®	Sandtone	Forest Green
A2	By description	By description	By description	By description
A25	By description	By description	By description	By description
A3	By description	By description	By description	By description
A35	By description	By description	By description	By description
A4	By description	By description	By description	By description
A45	By description	By description	By description	By description
A5	By description	By description	By description	By description
AN2	By description	By description	By description	By description
AN25	By description	By description	0617209	By description
AN3	By description	By description	By description	By description
AN35	By description	By description	By description	By description
AN4	By description	By description	By description	By description
AN45	By description	By description	By description	By description
AN5	By description	By description	By description	By description
AR2	By description	By description	By description	By description
AR25	1513716	2109416	By description	By description
AR3	By description	By description	By description	By description
AR35	By description	By description	By description	By description
AR4	By description	By description	By description	By description
AR45	By description	By description	By description	By description
AR5	By description	By description	By description	By description
AW2	1513722	By description	By description	By description
AW25	By description	By description	By description	By description
AW3	By description	By description	By description	By description
AW35	By description	By description	By description	By description
AW4	By description	By description	By description	By description
AW45	By description	By description	By description	By description
AW5	By description	By description	By description	By description

## Sash

<b>Sash - High-Performance-Low-E4® Sun 3 (Impact Resistant)</b>				
<b>Unit No.</b>	<b>White</b>	<b>Terratone®</b>	<b>Sandtone</b>	<b>Forest Green</b>
<b>A2</b>	1514901	By description	By description	By description
<b>A25</b>	By description	By description	By description	By description
<b>A3</b>	By description	By description	By description	By description
<b>A35</b>	By description	By description	By description	By description
<b>A4</b>	By description	By description	By description	By description
<b>A45</b>	By description	By description	By description	By description
<b>A5</b>	By description	By description	By description	By description
<b>AN2</b>	By description	By description	By description	By description
<b>AN25</b>	By description	By description	By description	By description
<b>AN3</b>	By description	By description	By description	By description
<b>AN35</b>	By description	By description	By description	By description
<b>AN4</b>	By description	By description	By description	By description
<b>AN45</b>	By description	By description	By description	By description
<b>AN5</b>	By description	By description	By description	By description
<b>AR2</b>	By description	By description	By description	By description
<b>AR25</b>	By description	By description	By description	By description
<b>AR3</b>	By description	By description	By description	By description
<b>AR35</b>	By description	By description	By description	By description
<b>AR4</b>	By description	By description	By description	By description
<b>AR45</b>	By description	By description	By description	By description
<b>AR5</b>	By description	By description	By description	By description
<b>AW2</b>	By description	By description	By description	By description
<b>AW25</b>	By description	By description	By description	By description
<b>AW3</b>	By description	By description	By description	By description
<b>AW35</b>	By description	By description	By description	By description
<b>AW4</b>	By description	By description	By description	By description
<b>AW45</b>	By description	By description	By description	By description
<b>AW5</b>	By description	By description	By description	By description

### **Sash - High-Performance-LowE Sun II (Impact Resistant)**

**Note:**

Impact resistant High-Performance-LowE Sun II is available by description.

# Perma-Shield® Improved/E-Z Awning Windows (1999 to Present)

Stormwatch® Protection (Coastal Product)

## Sash

<b>Sash - High-Performance-Low-E4® Tempered (Impact Resistant)</b>				
<b>Unit No.</b>	<b>White</b>	<b>Terratone®</b>	<b>Sandtone</b>	<b>Forest Green</b>
A2	By description	By description	By description	By description
A25	By description	By description	By description	By description
A3	By description	By description	By description	By description
A35	By description	By description	By description	By description
A4	By description	By description	By description	By description
A45	By description	By description	By description	By description
A5	By description	By description	By description	By description
AN2	By description	By description	By description	By description
AN25	By description	By description	By description	By description
AN3	By description	By description	By description	By description
AN35	By description	By description	By description	By description
AN4	By description	By description	By description	By description
AN45	By description	By description	By description	By description
AN5	By description	By <sup>1</sup> description	By description	By description
AR2	By description	By description	By description	By description
AR25	By description	By description	By description	By description
AR3	By description	By description	By description	By description
AR35	By description	By description	By description	By description
AR4	By description	By description	By description	By description
AR45	By description	By description	By description	By description
AR5	By description	By description	By description	By description
AW2	By description	By description	By description	By description
AW25	1513751	By description	By description	By description
AW3	By description	By description	By description	By description
AW35	By description	By description	By description	By description
AW4	By description	By description	By description	By description
AW45	By description	By description	By description	By description
AW5	By description	By description	By description	By description

1.

<b>Sash - High-Performance-Low-E4® Sun 3 Tempered (Impact Resistant)</b>				
<b>Unit No.</b>	<b>White</b>	<b>Terratone®</b>	<b>Sandtone</b>	<b>Forest Green</b>
A2	By description	By description	By description	By description
A25	By description	By description	By description	By description
A3	By description	By description	By description	By description
A35	By description	By description	By description	By description
A4	By description	By description	By description	By description
A45	By description	By description	By description	By description
A5	By description	By description	By description	By description

## Sash

<b>Sash - High-Performance-Low-E4® Sun 3 Tempered (Impact Resistant)</b>				
<b>Unit No.</b>	<b>White</b>	<b>Terratone®</b>	<b>Sandtone</b>	<b>Forest Green</b>
<b>AN2</b>	By description	By description	By description	By description
<b>AN25</b>	By description	By description	By description	By description
<b>AN3</b>	By description	By description	By description	By description
<b>AN35</b>	By description	By description	By description	By description
<b>AN4</b>	By description	By description	By description	By description
<b>AN45</b>	By description	By description	By description	By description
<b>AN5</b>	By description	By description	By description	By description
<b>AR2</b>	By description	By description	By description	By description
<b>AR25</b>	By description	By description	By description	By description
<b>AR3</b>	By description	By description	By description	By description
<b>AR35</b>	By description	By description	By description	By description
<b>AR4</b>	By description	By description	By description	By description
<b>AR45</b>	By description	By description	By description	By description
<b>AR5</b>	By description	By description	By description	By description
<b>AW2</b>	By description	By description	By description	By description
<b>AW25</b>	By description	By description	By description	By description
<b>AW3</b>	By description	By description	By description	By description
<b>AW35</b>	By description	By description	By description	By description
<b>AW4</b>	By description	By description	By description	By description
<b>AW45</b>	By description	By description	By description	By description
<b>AW5</b>	By description	By description	By description	By description

<b>Sash - High-Performance-LowE Sun II Tempered (Impact Resistant)</b>
<p><b>Note:</b> Impact resistant High-Performance-LowE Sun II Tempered is available by description.</p>

# Perma-Shield® Improved/E-Z Awning Windows (1999 to Present)

Stormwatch® Protection (Coastal Product)

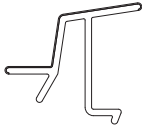
## Sash

### Glazing Beads - Vinyl (Impact Resistant)

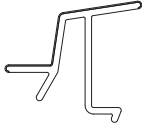
**Note:**

For use with laminated monolithic sash. Replace all four glazing beads on sash/units made prior to September 2014. Order special glazing beads by description.

#### Glazing Bead - 392 / Rail (Impact Resistant)

	Unit No.	Length	White	Terra-tone®	Sand-tone	Forest Green	Canvas	Dark Bronze	Black
	<b>CR1</b>	13 <sup>17</sup> / <sub>32</sub>	1350850	1466150	0611850	3851370	9043167	9073996	9127197
	<b>CN1</b>	17 <sup>1</sup> / <sub>16</sub>	1350851	1466151	0611851	3851372	9043168	9073997	9127198
	<b>C1</b>	20 <sup>21</sup> / <sub>32</sub>	1350854	1466154	0611854	3851378	9043170	9073999	9127200
	<b>CW1</b>	24 <sup>31</sup> / <sub>32</sub>	1350855	1466155	0611855	3851380	9043172	9074001	9127202
	<b>CX1</b>	28 <sup>1</sup> / <sub>16</sub>	1350865	1466165	0611865	3851843	9043174	9074003	9127204
<i>September 2014 - Present</i>	<b>CXW1</b>	32 <sup>1</sup> / <sub>2</sub>	1350857	1466157	0611857	3851384	9043176	9074005	9127206

#### Glazing Bead - 392 / Stile (Impact Resistant)

	Unit No.	Length	White	Terra-tone®	Sand-tone	Forest Green	Canvas	Dark Bronze	Black
	<b>C2</b>	20 <sup>5</sup> / <sub>16</sub>	1350852	1466152	0611852	3851374	9043169	9073998	9127199
	<b>C25</b>	24 <sup>9</sup> / <sub>16</sub>	1350853	1466153	0611853	3851376	9043171	9074000	9127201
	<b>A28</b>	27 <sup>23</sup> / <sub>32</sub>	1350864	1466164	0611864	3851379	9043173	9074002	9127203
	<b>C3</b>	32 <sup>1</sup> / <sub>8</sub>	1350856	1466156	0611856	3851382	9043175	9074004	9127205
	<b>C35</b>	37	1350858	1466158	0611858	3851386	9043177	9074006	9127207
	<b>C4</b>	44 <sup>3</sup> / <sub>16</sub>	1350859	1466159	0611859	3851388	9043178	9074007	9127208
	<b>C45</b>	49	1350860	1466160	0611860	3851390	9043179	9074008	9127209
	<b>C5</b>	56 <sup>1</sup> / <sub>16</sub>	1350861	1466161	0611861	3851392	9043180	9074009	9127210
	<b>C55</b>	61	1350862	1466162	0611862	3851394	9043181	9074010	9127211
<i>September 2014 - Present</i>	<b>C6</b>	68 <sup>3</sup> / <sub>32</sub>	1350863	1466163	0611863	3851396	9043182	9074011	9127212

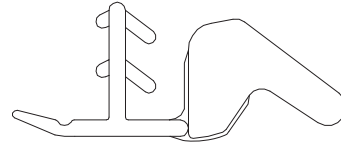
## Sash

### Weatherstrip (Impact Resistant)

#### Weatherstrip (Impact Resistant)

Note:

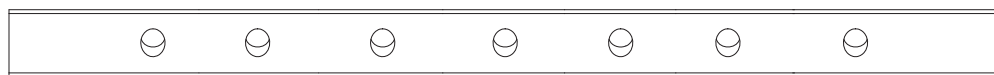
See [Service Guide 0005423](#).



Unit No.	Order No.	Unit No.	Order No.	Unit No.	Order No.
AR21	1347501	A21	1347521	AX251	1347541
AR251	1347502	A251	1347522	AX281	1347542
AR281	1347503	A281	1347523	AX31	1347543
AR31	1347504	A31	1347524	AX351	1347544
AR351	1347505	A351	1347525	AX41	1347545
AR41	1347506	A41	1347526	AX451	1347546
AR451	1347507	A451	1347527	AX51	1347547
AR51	1347508	A51	1347528	AX551	1347548
AR551	1347509	A551	1347529	AX61	1347549
AR61	1347510	A61	1347530	AXW281	1347550
AN21	1347511	AW21	1347531	AXW31	1347551
AN251	1347512	AW251	1347532	AXW351	1347552
AN281	1347513	AW281	1347533	AXW41	1347553
AN31	1347514	AW31	1347534	AXW451	1347554
AN351	1347515	AW351	1347535	AXW51	1347555
AN41	1347516	AW41	1347536	AXW551	1347556
AN451	1347517	AW451	1347537	AXW61	1347557
AN51	1347518	AW51	1347538	AP32	9018831
AN551	1347519	AW551	1347539	AP352	9018832
AN61	1347520	AW61	1347540	AP42	9018833

### Sash Parts

#### Reinforced Sash Bar (Impact Resistant)



	Length	Size	White	Gray
	62 1/4	55	1351119	1458105
	69 7/16	60	1351120	1458106



# Perma-Shield® Improved/E-Z Awning Windows (1999 to Present)

Stormwatch® Protection (Coastal Product)

## Frames

### Stops (Impact Resistant)

**Note:**

Impact resistant units use standard head, sill, and lock side stops.

### Interior Stop Glass Kit - Picture Window (Impact Resistant)

**Kit Includes:**

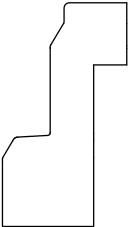
Head, sill, and side stops with screws.

Unit No.	Natural Wood	Prefinished White Interior
P3030	1300253	1300278
P3035	1300254	1300279
P3040	1300255	1300280
P3045	1300256	1300281
P3050	1300257	1300282
P3055	1300258	1300283
P3060	1300259	1300284
P3530	1300254	1300279
P3535	1300260	1300285
P3540	1300261	1300286
P3545	1300262	1300287
P3550	1300263	1300288
P3555	1300264	1300289
P3560	1300265	1300290
P4030	1300255	1300280
P4035	1300261	1300286
P4040	1300266	1300291
P4045	1300267	1300292
P4050	1300268	1300293
P4055	1300269	1300294
P4060	1300270	1300295
P4530	1300256	1300281
P4535	1300262	1300287
P4540	1300267	1300292
P4545	1300271	1300296
P4550	1300272	1300297
P4555	1300273	1300298
P4560	1300274	1300299
P5030	1300257	1300282
P5035	1300263	1300288
P5040	1300268	1300293
P5045	1300272	1300297
P5050	1300275	1300301
P5055	1300276	1300305

## Frames

Interior Stop Glass Kit - Picture Window (Impact Resistant)			
<b>Kit Includes:</b> Head, sill, and side stops with screws.			
Unit No.	Natural Wood	Prefinished White Interior	
P5060	1300277	1300307	
P5530	1300258	1300283	
P5535	1300264	1300289	
P5540	1300269	1300294	
P5545	1300273	1300298	
P5550	1300276	1300305	
P6030	1300259	1300284	
P6035	1300265	1300290	
P6040	1300270	1300295	
P6045	1300274	1300299	
P6050	1300277	1300307	

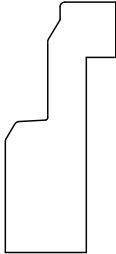
## Trim Stops - Transom Windows (Impact Resistant)

Trim Stop - Transom window / Optional Glazing / Side (Impact Resistant)				
	Unit No.	Dimensions	Natural Wood	Prefinished White Interior
	TR10	8 <sup>25</sup> / <sub>32</sub>	1352045	1353348
	PTR55	61 <sup>9</sup> / <sub>16</sub>	1351558	1351143
	CTR60/PTR60	68 <sup>3</sup> / <sub>4</sub>	1351559	1351144

# Perma-Shield® Improved/E-Z Awning Windows (1999 to Present)

Stormwatch® Protection (Coastal Product)

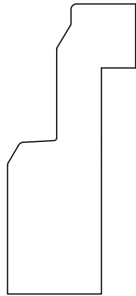
## Frames

Trim Stop - Transom Window / Optional Glazing / Head and Sill (Impact Resistant)				
	Unit No.	Dimensions	Pine	Prefinished White Interior
	<b>TR10</b>	9 <sup>45</sup> / <sub>64</sub> X 9 <sup>3</sup> / <sub>16</sub>	1352046	1353337
	<b>CTR15</b>	14 <sup>45</sup> / <sub>64</sub> X 14 <sup>3</sup> / <sub>16</sub>	1352047	1353338
	<b>CTR18</b>	18 <sup>13</sup> / <sub>64</sub> X 17 <sup>11</sup> / <sub>16</sub>	1352048	1353339
	<b>CTR20</b>	21 <sup>53</sup> / <sub>64</sub> X 21 <sup>5</sup> / <sub>16</sub>	1352049	1353340
	<b>CTR24</b>	26 <sup>5</sup> / <sub>64</sub> X 25 <sup>9</sup> / <sub>16</sub>	1352050	1353341
	<b>CTR28</b>	29 <sup>13</sup> / <sub>64</sub> X 28 <sup>11</sup> / <sub>16</sub>	1352051	1353342
	<b>CTR29</b>	31 <sup>29</sup> / <sub>64</sub> X 30 <sup>15</sup> / <sub>16</sub>	1352052	1353343
	<b>CTR30/PTR30</b>	33 <sup>5</sup> / <sub>8</sub>	1351568	1351133
	<b>CTR34</b>	38 <sup>29</sup> / <sub>64</sub> X 37 <sup>15</sup> / <sub>16</sub>	1352053	1353344
	<b>PTR35</b>	38 <sup>1</sup> / <sub>2</sub>	1351569	1351134
	<b>CTR40/PTR40</b>	45 <sup>11</sup> / <sub>16</sub>	1351570	1351135
	<b>PTR45</b>	50 <sup>1</sup> / <sub>2</sub>	1351571	1351136
	<b>CTR48</b>	54 <sup>13</sup> / <sub>64</sub> X 53 <sup>11</sup> / <sub>16</sub>	1352054	1353345
	<b>PTR50</b>	57 <sup>9</sup> / <sub>16</sub>	1351572	1351137
	<b>CTR52</b>	60 <sup>29</sup> / <sub>64</sub> X 59 <sup>15</sup> / <sub>16</sub>	1352055	1353346
<b>CTR511</b>	69 <sup>21</sup> / <sub>64</sub> X 68 <sup>13</sup> / <sub>16</sub>	1352056	1353347	

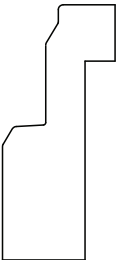
**Frames**

**Trim Stops - Picture Windows (Impact Resistant)**

**Trim Stop - Picture Window / Optional Glazing / Side (Impact Resistant)**

	Unit No.	Dimensions	Pine	Prefinished White Interior
	P30	31 1/2	1351553	1351138
	P35	36 3/8	1351554	1351139
	P40	43 9/16	1351555	1351140
	P45	48 3/8	1351556	1351141
	P50	55 7/16	1351557	1351142
	P55	60 3/8	1351558	1351143
	P60	67 7/16	1351559	1351144

**Trim Stop - Picture Window / Optional Glazing / Head and Sill (Impact Resistant)**

	Unit No.	Dimensions	Natural Wood	Prefinished White Interior
	P30	33 1/8	1351568	1351133
	P35	37 63/64	1351569	1351134
	P40	45 3/16	1351570	1351135
	P45	49 63/64	1351571	1351136
	P50	57 1/16	1351572	1351137

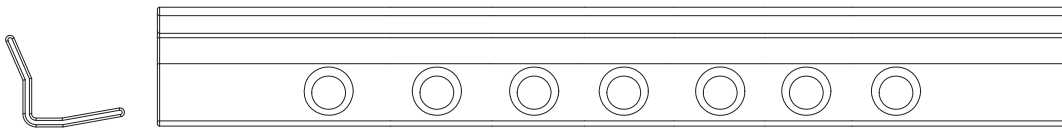
# Perma-Shield® Improved/E-Z Awning Windows (1999 to Present)

Stormwatch® Protection (Coastal Product)

## Frames

### Frame Parts

#### Sash Snugger - Aluminum (Impact Resistant)



Unit No.	Length	# of Holes	White	Terra-tone®	Sandtone	Forest Green	Canvas	Dark Bronze	Black
20	22 <sup>21</sup> / <sub>32</sub>	3	1351380	1445661	0671111	0508101	9043157	9073986	9129193
25	26 <sup>21</sup> / <sub>32</sub>	3	1351381	1445662	0671112	0508102	9043158	9073987	9129194
28	30 <sup>1</sup> / <sub>32</sub>	3	3070880	3070890	3070885	3070895	9043159	9073988	9129195
30	34 <sup>15</sup> / <sub>32</sub>	5	1351382	1445663	0671113	0508103	9043160	9073989	9129196
35	39 <sup>11</sup> / <sub>32</sub>	5	1351383	1445664	0671114	0508104	9043161	9073990	9129197
40	46 <sup>17</sup> / <sub>32</sub>	5	1351384	1445665	0671115	0508105	9043162	9073991	9129198
45	51 <sup>11</sup> / <sub>32</sub>	5	1351385	1445666	0671116	0508106	9043163	9073992	9129199
50	58 <sup>13</sup> / <sub>32</sub>	7	1351386	1445667	0671117	0508107	9043164	9073993	9129200
55	63 <sup>11</sup> / <sub>32</sub>	7	1351387	1445668	0671118	0508108	9043165	9073994	9129201
60	70 <sup>13</sup> / <sub>32</sub>	7	1351388	1445669	0671119	0508109	9043166	9073995	9129202

#### Screw - Sash Snugger (Impact Resistant)

	Description	Order No.
	6-20 x 1/2, PR 18-8 302	1351339

#### Installation Clips (Impact Resistant)

##### Installation Clip Kit with Screws (Impact Resistant)

	Order No.
<p><b>Kit Includes:</b>                      (10) Clips                      (20) Screws - 8-18 X 1 pPH SP Round 18-8 SS PASS TYP AB</p>	1376706


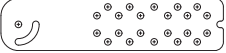
#### Screw - Stationary Clip (Impact Resistant)

	Description	Order No.
	7-19 x 5/8, typ AB SL	1351337

#### Screw - Installation Clip (Impact Resistant)

	Description	Order No.
	Single screw - 8-18 x 1 pPH SP Round 18-8 SS pass typ AB	3620540

## Frames

<b>Jamb Clip Kit (Impact Resistant)</b>			
<b>Jamb Clip Kit - 6" (Impact Resistant)</b>			
	<b>Kit Includes:</b>	<b>Quantity</b>	<b>Clip Dimensions</b>
	<p>Jamb clips and screws for Casement (venting), Awning (venting), CTN and Elliptical windows.</p> <p><b>Note:</b> For use with pre-applied extension jambs. Made of 304 annealed stainless steel, making it compatible with ACQ treated lumber. These clips are approved for use with all Stormwatch® products and for Miami-Dade County. The clips are pre-punched with holes for unit installation in wall thicknesses from 4-9/16" to 7-1/8". Additional pre-punched holes are available to compensate for wall thickness variations.</p>	10 clips	6 3/8 x 1 1/2
<b>Jamb Clips - 6" (Impact Resistant)</b>			
		<b>Quantity</b>	<b>Clip Dimensions</b>
		500 clips	6 3/8 x 1 1/2
<b>Order No.</b>			
			9014867
			1376707

# Perma-Shield® Improved/E-Z Awning Windows (1999 to Present)

Stormwatch® Protection (Coastal Product)

## Joining Components

### LVL Reinforced Joining Components

Joining Kit - 3/4" LVL / One-Way / 4 9/16" Wall								
<b>Kit Includes:</b>			4 #10-12 x 3" screws 28 # 8-15 x 3" screws 3 # 8-18 x 1-3/4" screws 12 #10 x 2-1/2" screws					
2 Gusset plates								
1 Aluminum trim strip with 3/4" LVL joining strip								
4 Foam void filler								
1 Exterior trim strip								
1 Head flashing								
Unit No	Length	White	Terratone®	Sandtone	Forest Green	Canvas	Dark Bronze	Black
PSCA60	6'	1320953	1439603	0614203	0519303	9076738	9076970	9129361
PSCA80	8'	1320917	1439607	0614207	0519307	9076742	9076974	9129365

Joining Kit - LVL / One-Way / 6 9/16" Wall								
Unit No	Length	White	Terratone®	Sandtone	Forest Green	Canvas	Dark Bronze	Black
PSCA60	6'	1320920	1439610	0614210	0519310	9076745	9076977	9129368
PSCA80	8'	1320921	1439611	0614211	0519311	9076746	9076978	9129369
PSCA100	10'	1320922	1439612	0614212	0519312	9076747	9076979	9129370

Joining Kit - 3/4" LVL / Two-Way / 6 9/16" Wall								
<b>Kit Includes:</b>			4 #10-12 x 3" screws 14 # 8-15 x 3" screws 16 # 8 x 3/4" bracket screws 3 # 8-18 x 1-3/8" screws 12 #10 x 2-1/2" screws					
2 Joining brackets								
1 Aluminum trim strip with 3/4" LVL joining strip								
4 Foam void filler								
1 Exterior trim strip								
1 Head flashing								
Unit No	Length	White	Terratone®	Sandtone	Forest Green	Canvas	Dark Bronze	Black
PSCA60	6'	1320954	1439604	0614204	0519304	9076739	9076971	9129362
PSCA80	8'	1320955	1439605	0614205	0519305	9076740	9076972	9129363
PSCA100	10'	1320956	1439606	0614206	0519306	9076741	9076973	9129364

Joining Kit - LVL / Two-Way / 4 9/16" Wall								
Unit No	Length	White	Terratone®	Sandtone	Forest Green	Canvas	Dark Bronze	Black
PSCA60	6'	1320918	1439608	0614208	0519308	9076743	9076975	9129366
PSCA80	8'	1320919	1439609	0614209	0519309	9076744	9076976	9129367

## Notes

---



# Perma-Shield® Improved/E-Z Awning Windows (1999 to Present)

Service Replacement

Service Replacement Only Parts

## Service Replacement Only Parts

**Note:**

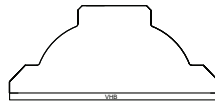
This section is specifically designed for parts that should only be ordered if a TSM/SPC has requested them to be ordered or if the customer agrees to also pay for a non-warranty repair/replace service job (subject to availability) for these parts to be installed. We do not recommend anyone other than a trained AW employee or Service Provider install these parts due to the complexity of installation, modifications required for installation and/or requirement of special tools.

## Exterior Grilles - HDN

### Exterior Grille - HDN / Lineal / PVC

**Note:**

These grilles can only be ordered by SAR/SPC.



Length	White			Terratone®			Sandtone		
	3/4"	7/8"	1 1/8"	3/4"	7/8"	1 1/8"	3/4"	7/8"	1 1/8"
60"	2322030	2322034	2322038	2322101	2322103	2322105	2322032	2322036	2322040
84"	2322031	2322035	2322039	2322102	2322104	2322106	2322033	2322037	2322041

## Service Replacement Only Parts

### Interior Grilles - Contemporary

**Note:**

Permanently applied grilles can only be ordered by Andersen Territory Service Representatives, Andersen Service Dealers and Providers.

#### Interior Grilles - Contemporary / 96" Taped

	Color	3/4"	2 1/4"
	White	9189462	9189463
	Terratone®	9189466	9189467
	Sandtone	9189460	9189461
	Forest Green	9189464	9189465
	Canvas	9189468	9189469
	Prairie Grass	9189476	9189477
	Cocoa Bean	9189470	9189471
	Dove Gray	9189474	9189475
	Red Rock	9189490	9189491
	Dark Bronze	9189486	9189487
	Black	9189488	9189489

#### Interior - Contemporary / 144" Taped

	Color	3/4"	2 1/4"
	White	9189480	9189481
	Terratone®	9189484	9189485
	Sandtone	9189478	9189479
	Forest Green	9189482	9189483
	Canvas	9189492	9189493
	Prairie Grass		9189507
	Cocoa Bean	9189498	9189499
	Dove Gray	9189504	9189505
	Red Rock	9189500	9189501
	Dark Bronze	9189494	9189495
	Black	9189496	9189497

# Perma-Shield® Improved/E-Z Awning Windows (1999 to Present)

Service Replacement

## Service Replacement Only Parts

### Grilles - Divided Light

#### Grille - Divided Light / Interior and Exterior / Permanent

**Note:**

These grilles can only be ordered by SAR/SPC. Profiles are 3/4", 7/8", 1 1/8", and 2 1/4".

There is no spacer in these grilles. Grilles have simulated divided light construction and are available in standard pattern or specified equal lights with one profile or mixed profiles.

#### Grille - Divided Light / Exterior with Removable Interior / Permanent

**Note:**

These grilles can only be ordered by SAR/SPC. Profiles are 3/4", 7/8", 1 1/8", and 2 1/4".

There is no spacer in these grilles. Grilles have simulated divided light construction and are available in standard pattern or specified equal lights with one profile or mixed profiles.

### Weatherstrip

#### Weatherstrip - Foam / 25'



**Order No.**

9186422

## Service Replacement Only Parts

### Auxiliary Drip Caps


#### Auxiliary Drip Cap

**Note:**  
Use [Sash Snugger](#) as replacement.

	Unit No.	Size	White	Terratone®	Sandtone
	A6	6 foot	N/A	N/A	N/A

### Lock Parts

#### Lock Handle - Estate™

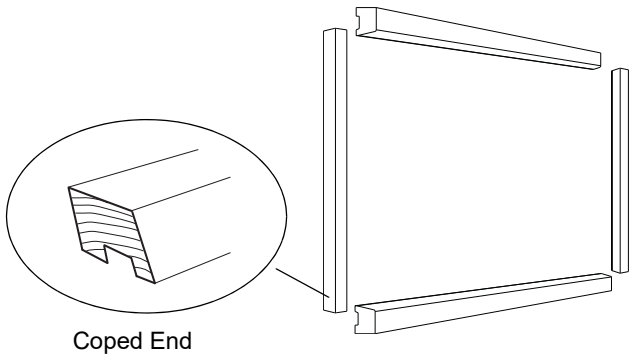
		Finish	Order No.
		Bright Brass	1361917

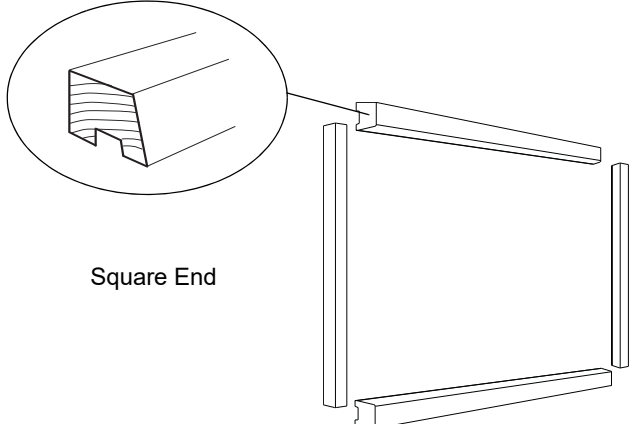
# Perma-Shield® Improved/E-Z Awning Windows (1999 to Present)

Service Replacement

## Service Replacement Only Parts

### Glass Stops - Picture Windows (1996 to 2002)

Glass Stop - Picture Window / Side / Coped End (1996 to 2002)				
 <p>Coped End</p>	Unit No.	Dimensions	Natural Wood	Prefinished White Interior
	P30	32 <sup>45</sup> / <sub>64</sub>	1351663	1351150
	P35	37 <sup>37</sup> / <sub>64</sub>	1351664	1351151
	P40	44 <sup>49</sup> / <sub>64</sub>	1351665	1351152
	P45	49 <sup>37</sup> / <sub>64</sub>	1351666	1351153
	P50	56 <sup>41</sup> / <sub>64</sub>	1351667	1351154
	P55	61 <sup>37</sup> / <sub>64</sub>	1351668	1351155
	P60	68 <sup>41</sup> / <sub>64</sub>	1351669	1351156

Glass Stop - Picture Window / Head and Sill / Square End (1996 to 2002)				
 <p>Square End</p>	Unit No.	Dimensions	Natural Wood	Prefinished White Interior
	P30	33 <sup>41</sup> / <sub>64</sub>	1351658	1351145
	P35	38 <sup>33</sup> / <sub>64</sub>	1351659	1351146
	P40	45 <sup>45</sup> / <sub>64</sub>	1351660	1351147
	P45	50 <sup>33</sup> / <sub>64</sub>	1351661	1351148
	P50	57 <sup>37</sup> / <sub>64</sub>	1351662	1351149

## Service Replacement Only Parts

<b>Cartons</b>					
<b>Note:</b> Ship via van only.					
<b>Cartons - Unit</b>					
Unit No.	Order No.	Unit No.	Order No.	Unit No.	Order No.
AR21	4745140	A51/A2251	4745188	P3045/P4530/AXW451	4745222
AR251	4745142	A551	4745190	AXW51/P3050/P5030/ PA3050	4745224
AR31	4745144	A61/A213/A321/A231	4745192	AXW551/P3055/P5530	4745226
AR351	4745146	AW21	4745194	P3060/P6030	4745228
AR41/AR221	4745148	AW251	4745196	A3535	4745286
AR451	4745150	AW31	4745198	PA3550	4745292
AR51	4745152	AW351	4745200	P3540/P4035/AP352	4745300
AR551/AR2281	4745154	AW41/AW221	4745202	P4040/AP42	4745302
AR231/AR321	4745156	AW451	4745204	P3560/P6035/PA3560	4745328
AN21	4745158	AW51/AW2251	4745206	P4060/P6040/PA4060	4745330
AN251	4745160	AW551/AW2281	4745208	P4560/P6045	4745332
AN31	4745162	AW61/AW321/AW231	4745210	P5060/P6050	4745334
AN351	4745164	AX251/AX21/AW281	4745600	P3545/P4535	4745386
AN41/AN221	4745166	AX31/AXW281	4745605	P3550/P5035	4745388
AN451	4745168	AX351	4745610	P3555/P5535	4745399
AN2251	4745170	AX41	4745620	P4045/P4540	4745400
AN551/AN2281	4745172	AX451	4745625	P4050/P5040	4745402
AN61/AN321/AN231	4745174	AX51/AX2251	4745630	P4055/P5540	4745404
A21	4745176	AX551/AX2281	4745635	P4545	4745412
A125	4745178	AX61/AX231	4745640	P4550/P5045	4745414
A31	4745180	P3030	4745216	P4555/P5545	4745415
A351/CN22	4745182	P3035/P3530/A335/	4745218	P5050/CP505	4745416
A41/A212/A221	4745184	AP32V/P3040/P4030	4745220	P5055/P5550	4745418
A451	4745186				

# Perma-Shield® Improved/E-Z Awning Windows (1999 to Present)

*Service Replacement*

## Service Replacement Only Parts

<b>Cartons - Sash</b>					
<b>Unit No.</b>	<b>Order No.</b>	<b>Unit No.</b>	<b>Order No.</b>	<b>Unit No.</b>	<b>Order No.</b>
CR12/AR21	9067710	C12/A21	9067730	CX12/AX21	9067750
CR125/AR251	9067711	C125/A251	9067731	CX125/AX251	9067751
AR281	9067712	A281	9067732	AX281	9067752
CR13/AR31	9067713	C13/A31	9067733	CX13/AX31	9067753
CR135/AR351	9067714	C135/A351	9067734	CX135/AX351	9067754
CR14/AR4	9067715	C14/A4	9067735	CX14/AX4	9067755
CR145/AR451	9067716	C145/A451	9067736	C145/A451	9067756
CR15/AR51	9067717	C15/A51	9067737	CX15/AX51	9067757
CR155/AR551	9067718	C155/A551	9067738	CX155/AX551	9067758
CR16/AR61	9067719	CW16/AW61	9067739	CXW16/AXW61	9067759
CN12/AR21	9067720	CW12/AW21	9067740	CXW12/AXW21	9067760
CN125/AR251	9067721	CW125/AW251	9067741	CXW125/AXW251	9067761
AN281	9067722	AW281	9067742	AXW281	9067762
CN13/AR31	9067723	CW13/AW31	9067743	CXW13/AXW31	9067763
CN135/AR351	9067724	CW135/AW351	9067744	CXW135/AXW351	9067764
CN14/AR4	9067725	CW14/AW4	9067745	CXW14/AXW4	9067765
CN145/AR451	9067726	CW145/AW451	9067746	CXW145/AXW451	9067766
CN15/AR51	9067727	CW15/AW51	9067747	CXW15/AXW51	9067767
CN155/AR551	9067728	CW155/AW551	9067748	CXW155/AXW551	9067768
CN16/AR61	9067729	CW16/AW61	9067749	CXW16/AXW61	9067769

<b>Cartons - Picture Window Sash</b>					
<b>Unit No.</b>	<b>Order No.</b>	<b>Unit No.</b>	<b>Order No.</b>	<b>Unit No.</b>	<b>Order No.</b>
PSCPS303	4747097	CP235/AP352	4747104	CP335/AP353	4747114
CP23/AP32	4747100	CP24/AP42	4747105	CP245/CP255/CP34/ CP26	4747115
PSCPS305	4747102	CP25/AP52	4747110	CP505/AP550	4747117
CP3535/AP3535	4747103	CP33/AP33	4747113		

## Service Replacement Only Parts

---

### Bulletins

- 2016** Dark Bronze and Black **interiors** introduced. See [Bulletin 37-16](#) for more detail.
- 2015** Black **exteriors** introduced. See [Bulletin 25-15](#) for more detail.
- 2012** Sash notch removed. See [Bulletin 20-12](#) for more detail.
- 2010** Distressed Bronze hardware finish introduced. See [Bulletin 400/200S-910](#) for more detail.
- 2009** Custom sizes introduced. See [Bulletin PSW-309](#) for more detail.
- 2008** SmartSun™ glass introduced. See [Bulletin SM-1108](#) for more detail.
- 2006** Factory applied 6 9/16" extension jambs introduced. See [Bulletin PSW-106](#) for more detail.
- 2001** Forest Green introduced. See Bulletins for more detail.
- 1999** PI options (pre-finished inside) introduced. See Bulletins for more detail.
- 1999** Improved hinge and lock system introduced. See Bulletins for more detail.



Bulletin 37-16 (July 2016)

### Black & Dark Bronze Interior Launch for Andersen® 400 Series Windows



Dealer Bulletin 37-16  
July 2016  
Authors: Shawn Aherns

With the expanding popularity of contemporary design, Andersen is pleased to announce the launch of black interior and dark bronze interior color options for 400 Series windows. These products will be available with the Andersen® Intelligent Quote (iQ) software v.16.1 release on August 1, 2016. Andersen® 400 Series windows with black and dark bronze interiors are priced the same as “painted” white interiors and have a 15-day lead-time. Black interior will be exclusively available on black exterior units; dark bronze interior will be exclusively available on dark bronze exterior units.

**Product Availability:**

Black interior and dark bronze interior are available for specialty windows (i.e. Springline™, Arch ) through a special product request (SPR). Black or dark bronze interior options are **not** available on Woodwright® windows or 400 Series patio doors. Please specify A-Series patio doors or 200 Series Perma-Shield® patio doors to complement black or dark bronze unit interiors.

**Sales Materials:**

To support your initial sales efforts, promotional and display materials are available. Sash samples, corner sections, and portable displays can be ordered by description with black or dark bronze interior. Also available (*see inset*) is a sell sheet to communicate the black and dark bronze interior message. Please contact [awmarketingservices@andersencorp.com](mailto:awmarketingservices@andersencorp.com) for digital versions of this sell sheet.



**Available Samples**

- 400 Series tilt-wash sash section
- 400S PSCA sash section
- 400 Series tilt-wash portable display
- 400 Series PSCA portable display
- 400 Series tilt-wash corner section

**Part Number**

- order by description
- order by description
- order by description
- order by description
- order by description

“Andersen” and all other marks where denoted are trademarks of Andersen Corporation.  
© 2016 Andersen Corporation. All rights reserved.

## Service Replacement Only Parts

**Bulletin 25-15** (June 2015)

**Black Exterior Launch for Andersen® 400 Series Windows & 200 Series Gliding Patio Doors**

**Andersen®**  
 WINDOWS • DOORS 

**Dealer Bulletin 25-15**  
**June 2015**  
**Authors: Shawn Aherns**  
**Nathan Cregeur**

To capitalize on emerging color trends, Andersen is pleased to announce the launch of the black exterior color option on 400 Series windows and 200 Series gliding patio doors. These products will be available with the Intelligent Quote (iQ) software release v.15.1 on July 20, 2015. Andersen® 400 Series windows and 200 Series patio doors with black exterior are priced the same and carry the same lead-times as other colors. Similar to Canvas and Dark bronze exterior colors, 400 Series patio doors and 200 Series windows are **not** available with a black exterior.

### Sales Materials:

To support your initial sales efforts, a wide array of promotional and display materials are available. Sash samples, corner sections, portable displays, color chips and color rings that highlight this black exterior color addition are available (*see below*). Also available (*see inset*) is a sell sheet that can be [downloaded here](#) to communicate the black exterior message. Please contact [awmarketingservices@andersencorp.com](mailto:awmarketingservices@andersencorp.com) for digital versions of this sell sheet and banner ads.



### Details:

Please note that the black exterior color option is available for 400 Series windows and Perma-Shield® and Narroline® gliding patio doors only. 200 Series windows and 400 Series patio doors are **not** available with black exterior. Please specify A-Series patio doors in situations where a Frenchwood® patio door styling is preferred. A black interior option is available on select products via a Special Product Request. Please contact your Andersen customer service representative to determine availability.

### Available Samples

<u>Available Samples</u>	<u>Part Number</u>
Vinyl color sample key chain:	#2099501
400 Series tilt-wash sash section	#9135738
400S PSCA sash section	#9135739
400 Series tilt-wash portable display	#9135740
400 Series PSCA portable display	#9135741
400 Series tilt-wash corner section	#9135742
400/200 Series color finish board	#9050393
6" PSCA black exterior sash section	order by description
Black vinyl chip sample packs of 10	order by description

"Andersen" and all other marks where denoted are trademarks of Andersen Corporation.

© 2015 Andersen Corporation. All rights reserved.

### Bulletin 20-12

#### Andersen® 400 Series Perma-Shield® Casement/Awning Window Grille Notch Elimination

Dealer Bulletin 20-12


November 19, 2012

Author: Shawn Aherns, Sr. Product Manager


#### OVERVIEW

Effective December 10, 2012, Andersen will eliminate all grille notches (see photo below) on 400 Series casement and awning units. This change will improve sash appearance, particularly in units without an interior grille. The interior grille attachment will now insert into a hidden groove that runs the length of the sash (see photo below).

#### Grille Notch to be eliminated

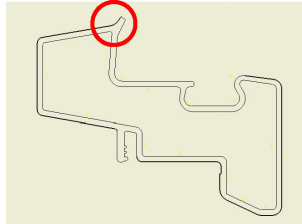


#### Grille attachment remains the same



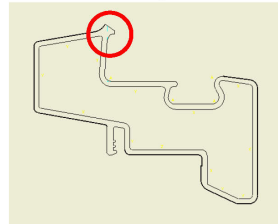
#### Current Sash Profile

Grille notch required to attach interior grille



#### New Sash Profile

Accommodates interior grille without notches



#### EXCEPTIONS

Please note that this change impacts casement and awning units (both venting and stationary) including casement and awning units with Stormwatch® protection. Perma-Shield® casement/awning picture windows and transoms are not affected by this change.

Bulletin No.: 20-12

November 19, 2012

Page 2 of 2

#### SERVICE/ REPLACEMENT

Within the replacement path in Andersen® Intelligent Quote (IQ) software version 13.0, customers can choose either notched sash or un-notched sash for units built prior to this year. This flexibility will enable customers to match existing adjacent sash or accommodate old-style PVC grilles (discontinued May 2010). Moving forward, any replacement sash placed in service after this transition date will automatically be provided without grille notches.

\*Andersen® and all other trademarks where denoted are marks of Andersen Corporation.

© 2012 Andersen Corporation. All rights reserved.

## Service Replacement Only Parts

Bulletin 01-12 (January 2012)

ANDERSEN® 400 SERIES CASEMENT WINDOW  
OPENING CONTROL DEVICE (WOCD)

Andersen®  
WINDOWS • DOORS 

## DEALER BULLETIN

Dealer Bulletin #01-12  
January 2012

Author: Andersen Product Marketing

THE ANDERSEN® CASEMENT WINDOW OPENING CONTROL DEVICE (WOCD) FOR 400 SERIES  
CASEMENT PRODUCTS



### OVERVIEW

Andersen is pleased to announce the availability of an innovative Window Opening Control Device for Andersen 400 Series casement windows.

The new casement window opening control device meets the requirements of the 2008 and 2010 versions of ASTM F2090: Standard Specification for Window Fall Prevention Devices with Emergency Escape (Egress) Release Mechanisms. Window opening control devices have been used in some cases as an alternative to the minimum window sill height requirement in the 2006 and 2009 editions of the International Residential Code (IRC) and the International Building Code (IBC). *Always check with your local code official for all local code requirements, to determine if the minimum window sill height code has been adopted in your area and if so, whether this device is accepted as an alternative for meeting the minimum sill height requirement.*

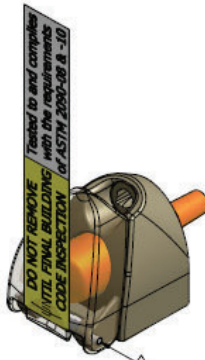
### Bulletin 01-12 (January 2012)

Bulletin No.: 01-12  
January 2012  
Page 2 of 4

Window opening control devices that comply with ASTM F2090-08 or -10 must be able to:

1. Restrict the window opening to a less than 4 inch dimension when opened,
2. Must be able to be disengaged through either a single dual action or two independent actions to allow the sash to be fully opened as needed for escape or rescue or for full ventilation, and
3. Must re-engage when the sash is closed such that the next time the window is opened, it will again stop at a less than 4 inch opening.

The release mechanism on the 400 Series casement window opening control device is located at the sill of the window. A hanging tag will be located on the flip cover of the 400 Series casement window opening control device (as shown below) to indicate that the device complies with ASTM F2090-08 (2008 version of the standard) and ASTM F2090-10 (2010 version of the standard). This tag should remain on the device through final code inspection.



#### **CASEMENT WINDOW OPENING CONTROL DEVICE (WOCD) FEATURES:**

- The casement window opening control device is available for use with Andersen® 400 Series casement windows and 400 Series casement windows with Stormwatch® protection.
- The insect screen **DOES NOT** have to be removed to activate or re-engage the window opening control device.
- The orange push button clearly identifies the release mechanism.
- Innovative flip cap shields the orange push button on the release mechanism.
- Corrosion-resistant\* hardware made with high-quality stainless steel.
- The casement window opening control device is designed to be positioned neatly on the sill stop of the casement window.
- The window opening control device will work with Andersen 400 Series standard and custom sizes (see casement operator and size configurations on page 4 of this bulletin).
- Available in left and right venting configurations.
- Available in white and stone hardware finishes.
- An installation kit is available for easy field installations.
- This kit is designed for use only on Andersen 400 Series casement windows and is not to be used on any other casement product.

\*For complete information on Andersen's limited warranties, visit [Andersenwindows.com](http://Andersenwindows.com) or contact your Andersen supplier.

## Service Replacement Only Parts

### Bulletin 01-12 (January 2012)

Bulletin No.: 01-12  
 January 2012  
 Page 3 of 4

#### PART NUMBERS AVAILABLE IN INTELLIGENT QUOTE (IQ) SOFTWARE VERSION 12.0:

AW Part Number	Description	Product Line
9051542	WOCD Kit, LH, Stone	400
9051541	WOCD Kit, LH, White	400
9051540	WOCD Kit, RH, Stone	400
9051539	WOCD Kit, RH, White	400
9051548	WOCD Installation kit, (Drill fixture & Bit)	400
9051899	WOCD Screw Pack, Stone (Service kit)	400 & "A"
9051543	WOCD Screw Pack, White (Service kit)	400 & "A"
9051545	WOCD Flip Cover Assembly, Stone (Service Kit)	400
9051544	WOCD Flip Cover Assembly, White (Service Kit)	400
9051547	WOCD Arm/Track pack, LH, (Service Kit)	400
9051546	WOCD Arm/Track pack, RH, (Service Kit)	400

#### PART NUMBERS AVAILABLE IN INTELLIGENT QUOTE (IQ) SOFTWARE VERSION 12.0:

AW Part Number	Description	Product Line
9051706	WOCD Kit, LH, Stone	"A"
9051705	WOCD Kit, LH, White	"A"
9051704	WOCD Kit, RH, Stone	"A"
9051703	WOCD Kit, RH, White	"A"
9051887	WOCD Installation kit, (Drill fixture & Bit)	"A"
9051708	WOCD Flip Cover Assembly, Stone (Service Kit)	"A"
9051707	WOCD Flip Cover Assembly, White (Service Kit)	"A"
9051710	WOCD Arm/Track pack, LH, (Service Kit)	"A"
9051709	WOCD Arm/Track pack, RH, (Service Kit)	"A"
9051899	WOCD Screw Pack, Stone (Service kit)	400 & "A"
9051543	WOCD Screw Pack, White (Service kit)	400 & "A"

Bulletin 01-12 (January 2012)

Bulletin No.: 01-12  
January 2012  
Page 4 of 4

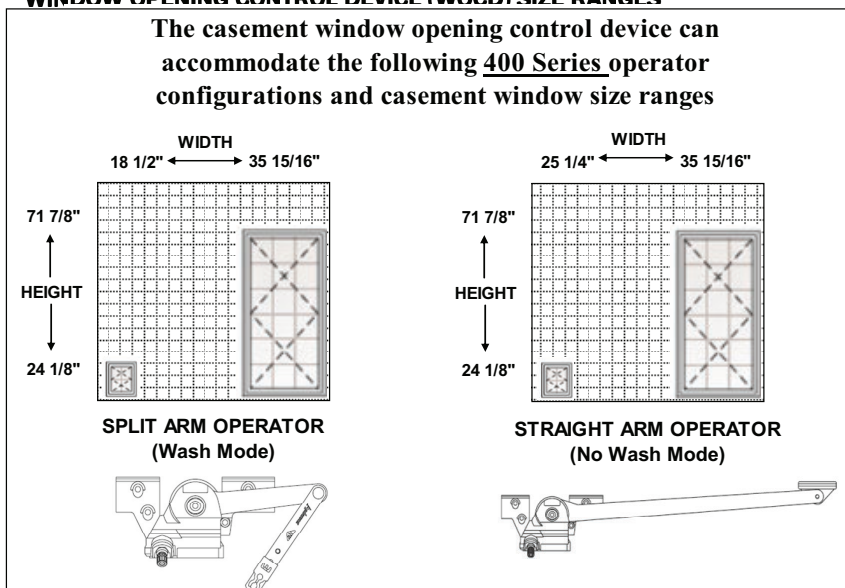
### WINDOW OPENING CONTROL DEVICE (WOCD) INSTALLATION KIT (9051548)



The window opening control device (WOCD) installation kit (9051548) can be re-used to install multiple devices.

### WINDOW OPENING CONTROL DEVICE (WOCD) SIZE RANGES

The casement window opening control device can accommodate the following **400 Series** operator configurations and casement window size ranges



*"Andersen" is a registered trademark of Andersen Corporation.*

*All other marks where denoted are marks of Andersen Corporation.*

*© 2011 Andersen Corporation. All rights reserved.*

## Service Replacement Only Parts

Bulletin 400/200S-910 (October 2010)



# DEALER BULLETIN

October 14, 2010

**BULLETIN NO.:** 400/200S-910

**TO:** ALL ANDERSEN SALES PERSONNEL, DISTRIBUTORS, & DEALERS

**SUBJECT:** TRADITIONAL FOLDING – DISTRESSED BRONZE

**EFFECTIVE:** SEPTEMBER 20, 2010

**AUTHOR:** KEVIN ANEZ, PRODUCT MANAGER

### OVERVIEW:

Andersen is pleased to announce the availability of a new hardware finish for the Andersen® 400 Series casement and awning product lines. Distressed bronze will now be offered in the traditional folding hardware selection. This option is available in Intelligent Quote (iQ) software version 10.2.



### PRICING:

Traditional Folding Hardware		
Distressed Bronze	Part Number	Base Price
Casement Hardware Pack	9041709	\$ 75.00
Awning Hardware Pack	9041711	\$ 80.00



**Bulletin PSW-309** (July 2009)



## **DEALER BULLETIN**

July 16, 2009

**BULLETIN NO.:** PSW-309

**TO:** ALL ANDERSEN SALES PERSONNEL, DISTRIBUTORS, &  
DEALERS

**SUBJECT:** CUSTOM-SIZE CASEMENT AND AWNING WINDOW  
PRODUCTS

**EFFECTIVE:** AVAILABLE FOR ORDERS AS OF JULY 27, 2009 AND  
SHIPMENTS ON OR AFTER AUGUST 24, 2009.

**AUTHOR:** KEVIN ANEZ, PRODUCT MANAGER



## Service Replacement Only Parts

### Bulletin PSW-309 (July 2009)

Bulletin.: PSW-309  
 July 16, 2009  
 Page 2 of 6

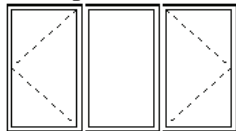
**OVERVIEW:**

Andersen is pleased to announce the availability of custom-size casement, casement transom, awning, casement/awning picture windows, and picture transom windows in Intelligent Quote (iQ) software version 9.1. Custom-size casement products are available in single Andersen® 400 Series windows and single Stormwatch® protection windows in 1/8” increments.

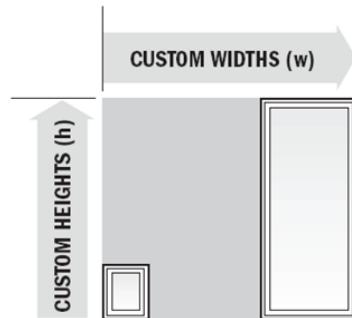
**PRODUCT DETAILS:**

Please see Minimum and Maximum Sizing Tables below. Some restrictions apply. Contact your Andersen supplier for availability. For example, casement and awning double and triple units are not available. However, customers can achieve a double and/or triple unit look by joining custom-size single casements and/or awnings together.

**Example** – Three single units joined to achieve a triple unit configuration:



**Minimum and Maximum Sizing Table for Andersen® 400 Series Custom-Size Casement Products in 1/8” increments:**



**Minimum and Maximum Custom Casement Products Sizing Table**

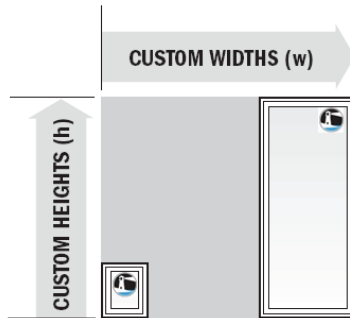
Product	Width			Height			
	Min	To	Max	Min	To	Max	
Casement (Venting & Stationary)	1'-5"	To	2'-11 7/8"	X	2'-0 1/8"	To	5'-11 7/8"
Casement Transom	1'-5"	To	7'-0 5/8"	X	1'-0"	To	1'-0"
Awning Venting	2'-0 1/8"	To	4'-0"	X	1'-5"	To	4'-0"
<i>*Note: Units wider than 4'-11 7/8" and taller than 2'-7 1/2" must be stationary only.</i>	4'-0 1/8"	To	*5'-11 7/8"	X	1'-5"	To	*2'-11 7/8"
Awning Stationary	2'-0 1/8"	To	5'-11 7/8"	X	1'-5"	To	2'-11 7/8"
Picture Window	3'-0"	To	4'-11 7/8"	X	3'-0"	To	5'-11 7/8"
	5'-0"	To	5'-11 7/8"	X	3'-0"	To	4'-11 7/8"
Picture Transom	3'-0"	To	5'-11 7/8"	X	1'-0"	To	1'-0"

## Service Replacement Only Parts

**Bulletin PSW-309 (July 2009)**

Bulletin.: PSW-309  
 July 16, 2009  
 Page 3 of 6

**Minimum and Maximum Sizing Table for Andersen® 400 Series Stormwatch® Custom-Size Casement Products in 1/8" increments:**



**Minimum and Maximum Custom Casement Products Sizing Table - Stormwatch® Protection**

Product	Width		X	Height	
	Min	Max		Min	Max
Casement (Venting & Stationary)	1'-5"	To 2'-7 1/2"	X	2'-0 1/8"	To 5'-11 7/8"
	2'-7 5/8"	To 2'-11 7/8"		2'-0 1/8"	To 4'-4 3/4"
Casement Transom	1'-5"	To 5'-11 7/8"	X	1'-0"	To 1'-0"
Awning (Venting & Stationary)	2'-0 1/8"	To 4'-11 7/8"	X	1'-5"	To 2'-7 1/2"
Picture Window	3'-0"	To 4'-11 7/8"	X	3'-0"	To 5'-11 7/8"
	5'-0"	To 5'-11 7/8"		3'-0"	To 4'-11 7/8"
Picture Transom	3'-0"	To 5'-11 7/8"	X	1'-0"	To 1'-0"

**MEASURING:**

A measurement worksheet has been developed for your convenience. Please use the following web link to print a custom casement [Measurement Guide](#). It is important for our customers to accurately measure the window openings to make sure the product will properly fit in the opening.

**ACCESSORIES:**

**Extension Jamb** – Available in the following Species/Color and depths:

<b>Clear Pine</b>				
<b>White -Vinyl Wrapped</b>				
<b>White - Painted</b>				

## Service Replacement Only Parts

### Bulletin PSW-309 (July 2009)

Bulletin.: PSW-309  
 July 16, 2009  
 Page 4 of 6

**Grilles** – Custom grilles are available in Prairie A and Specified Equal Light.

Grille Constructions	Divided Light with Spacer	Divided Light without Spacer	Divided Light - Exterior Grille with Removable Interior Grille	Finelight Grilles-Betw	Removable Interior Grille	No Grille(s)
Grille Patterns	Prairie A	Specified Equal Lite	Custom			
Grille Profile Width	Standard Width 3/4"	7/8"	1 1/8"			

**Insect Screens** – Custom-size insect screens are available to fit corresponding Andersen® products.

TruScene - White	TruScene - Stone	TruScene - Wood	White	Stone	No Screen(s)
------------------	------------------	-----------------	-------	-------	--------------

**Partially Nailed Stops** - are standard with custom-size casement products. Partially nailed stops make it easy to remove the stops for installation applications that require fasteners through the jamb.

**Hardware Options** – See our new finishes.

Andersen Classic Series - White	Andersen Classic Series - Stone	Contemporary Folding - White
Contemporary Folding - Stone	Contemporary Folding - Bright Brass	Contemporary Folding - Oil Rubbed Bronze
Contemporary Folding - Satin Nickel	Traditional Folding - White	Traditional Folding - Stone
Traditional Folding - Bright Brass	Traditional Folding - Antique Brass	Traditional Folding - Oil Rubbed Bronze
Traditional Folding - Satin Nickel	Estate Style - Antique Brass	Estate Style - Polished Chrome
Estate Style - Bright Brass	Estate Style - Brushed Chrome	Estate Style - Oil Rubbed Bronze
Estate Style - Satin Nickel	Estate Style - Distressed Bronze	Estate Style - Distressed Nickel

**New Hardware Finishes**

See dealer bulletin PSW-209

### Bulletin PSW-309 (July 2009)

Bulletin.: PSW-309  
 July 16, 2009  
 Page 5 of 6

#### QUOTING:

Custom-size casement windows can be quoted using iQ software version 9.1. The custom-size casement frame width and height will be needed to complete a quote.

Enter the custom frame width dimension for your custom-size casement in feet and inches or inches to the nearest 1/8” in the “Custom Answer” entry box located in the upper right hand side of your item window. The software will accept either feet and inches or inches only. Once you have the correct dimension entered into the entry box simply press enter on your key board and repeat the process for the frame height dimension. See figure 1 below.

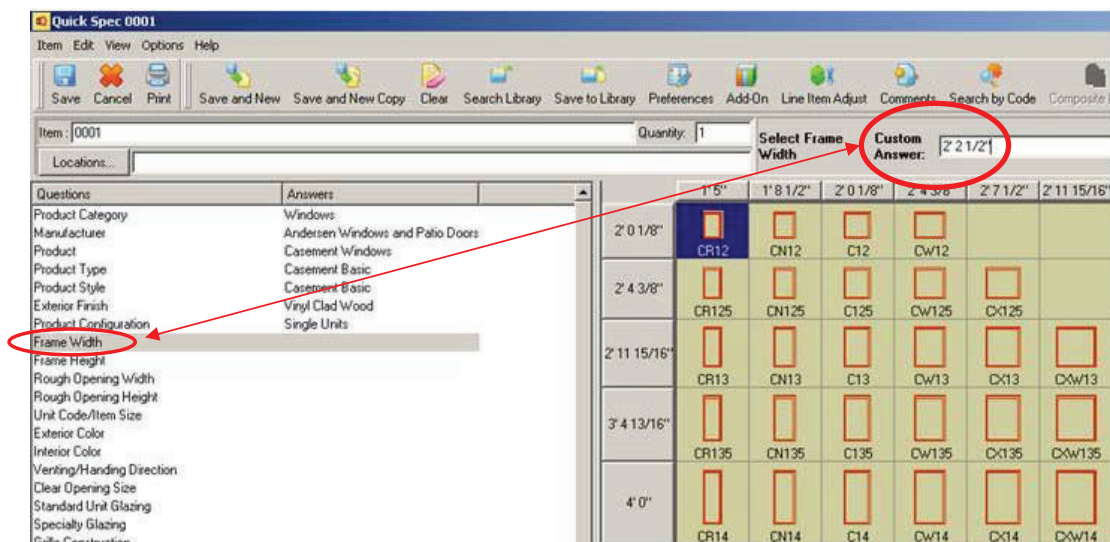


Figure 1

#### ORDERING:

To ensure the accuracy of your custom-size casement products order, all custom-size window orders must be processed through iQ software.

#### LEAD-TIME:

The lead-time for Andersen® 400 Series custom-size products is **20 days**.

The lead-time for custom-size units with Stormwatch® protection is **20 days**.

The lead-time for custom-size casement and awning accessories is **10 days**.

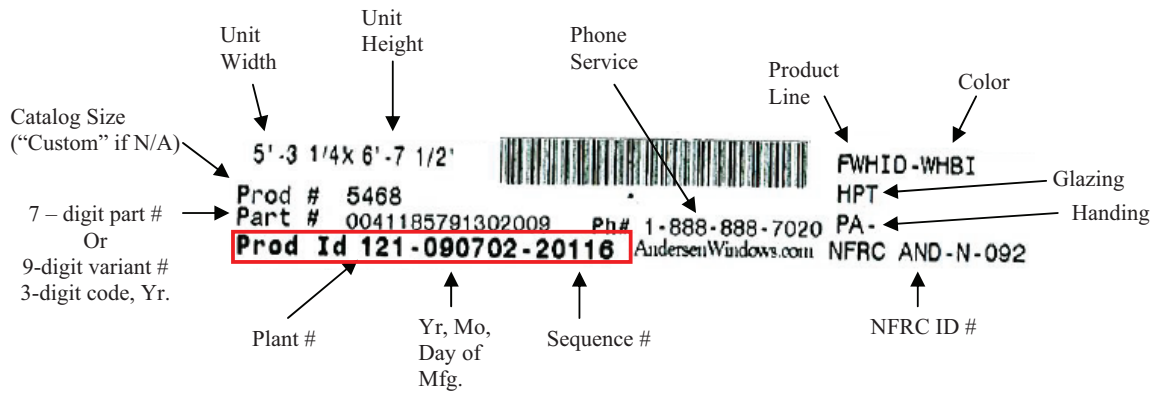
#### AFTER SALES SUPPORT:

All custom-size casement products will have a product identification label attached to the product. The “Prod Id” number is necessary for ordering replacement parts. Please see illustration on the following page.

## Service Replacement Only Parts

### Bulletin PSW-309 (July 2009)

Bulletin.: PSW-309  
 July 16, 2009  
 Page 6 of 6



### SALES PROMOTION:

Custom-size casement products will be promoted as a component of the Andersen Replacement and Remodel campaign. Andersen will launch a series of integrated sales and marketing tools that strongly communicate Andersen's custom-size portfolio and our ability to serve the replacement market. Elements of the Remodel and Replacement campaign include brochures, an enhanced web landing page, press release, trade ads, e-newsletters, and product demonstrations at this year's remodeling show.

### EcoExcel™ ENERGY PERFORMANCE PACKAGE:

With the new energy tax credit, there's more incentive than ever to choose replacement windows with energy saving features. But if you want to be eligible for the tax credit, you have to choose wisely – and our EcoExcel™ energy performance package makes that easy. Please click on the hyperlinks to view qualifying products.\*

[Tax Credit Overview](#)

[Manufacture's Certification Statement](#)

[Eligibility Matrix](#)

\*See Andersen's Manufacturer's Certification Statements at [www.andersenwindows.com](http://www.andersenwindows.com) for a list of products in Andersen's EcoExcel™ package and other products that meet the eligibility requirements for the tax credit under Section 25C of the Internal Revenue Code as amended by the American Recovery and Reinvestment Act of 2009. Andersen bears no responsibility for validating or obtaining the tax credit and expressly disclaims any responsibility for determining whether a particular purchase or application qualifies for the tax credit. Further, Andersen does not intend to and is not providing legal or tax advice and recommends that purchasers consult their own tax advisor or the IRS to determine whether the products they purchase for a particular application qualify for the tax credit.

*"Andersen" and all other marks where denoted are trade marks of Andersen Corporation.  
 © 2009 Andersen Corporation. All rights reserved.*

Bulletin SM-1108 (July 2008)



## DEALER BULLETIN

July 10, 2008

**BULLETIN NO.:** SM-1108

**TO:** ALL ANDERSEN SALES PERSONNEL, DISTRIBUTORS, & DEALERS

**SUBJECT:** SMARTSUN™ GLASS

**EFFECTIVE:** JULY 14, 2008

**AUTHOR:** KEVIN ANEZ, PRODUCT LINE MANAGER



## Service Replacement Only Parts

### Bulletin SM-1108 (July 2008)

Bulletin: SM-1108  
 July 10, 2008  
 Page: 2 of 4

#### Overview:

Andersen is pleased to announce the availability of SmartSun™ glass in the Intelligent Quote (iQ) software version 8.1. Andersen customers will now have another glass option in Andersen® 400 Series windows and all patio doors to assist with optimizing visible light transmission while reducing solar heat gain. Additionally, SmartSun glass helps protect interior furniture, carpeting, and drapes by blocking out 95% of the damaging ultraviolet rays that can cause fading.

Andersen is excited to offer SmartSun glass in the following products:

#### Andersen 400 Series windows

- 400 Series Woodwright® double-hung windows
- 400 Series tilt-wash double-hung windows
- 400 Series casement & awning windows
- 400 Series gliding windows
- 400 Series roof windows and skylights

**\*\* Note: Specialty windows and architectural products can be ordered with SmartSun glass by description only, and will not be available in iQ software at this time.**

#### 400 Series & 200 Series Patio Doors

- 400 Series Frenchwood® hinged patio doors – outswing
- 400 Series Frenchwood® hinged patio doors – inswing
- 400 Series Frenchwood® patio doors – gliding
- 200 Series hinged patio doors
- 200 Series Perma-Shield® gliding patio doors
- 200 Series Narroline® gliding patio doors

#### Glass Performance Ratings:

Energy performance ratings labeled on the product represent total unit performance as certified by the National Fenestration Rating Council (NFRC) and will differ from center-of-glass properties and product type. The performance characteristics listed below are based on center-of-glass values which were calculated using Window 5.2a software. The values in the illustrations below are based on 3mm glass thickness and a 12.7mm gap.

Andersen® 400 Series High-Performance™ glass options			
Performance Characteristics <small>based on center-of-glass values*</small>	Low-E4*	Low-E4* SmartSun™	Low-E4* Sun
visible light transmitted through glass	72%	65%	40%
ultraviolet rays blocked by glass	84%	95%	84%
solar heat gain coefficient <small>(the lower the number, the less heat gets through the glass)</small>	.42	.28	.26



Service Replacement Only Parts

**Bulletin SM-1108 (July 2008)**

Bulletin: SM-1108  
 July 10, 2008  
 Page: 3 of 4

**Glass Logo:**

The Andersen laser etched glass logo has been enhanced to include “SmartSun” for easy identification.

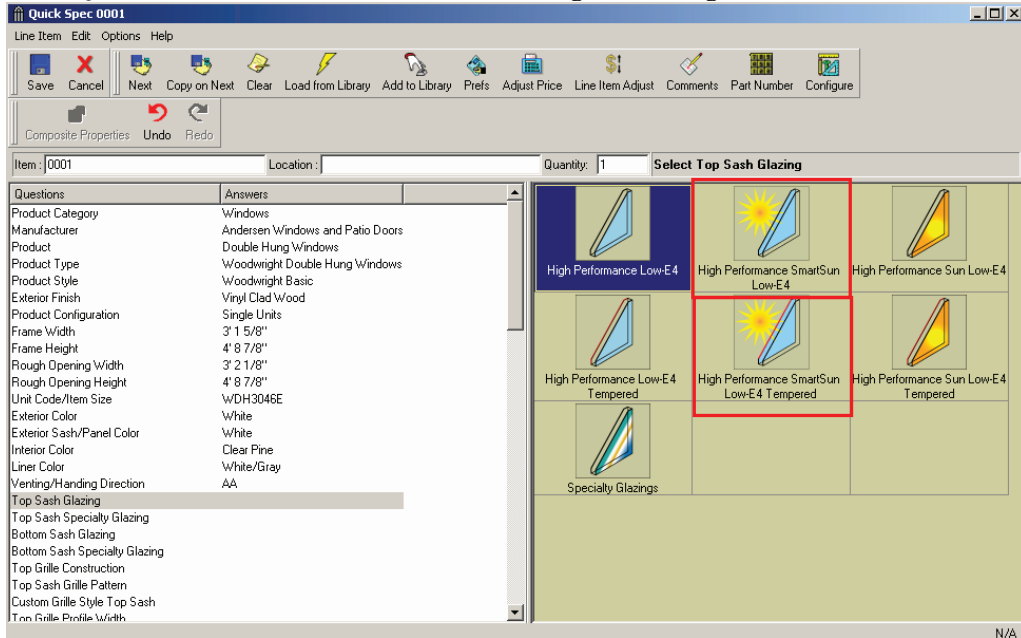
High-Performance™ SmartSun™ Glass (400 Series)

Low-E SmartSun™ Glass (200 Series)



**Quoting:**

iQ software version 8.1 will have quoting capability for SmartSun glass. Below is an illustration of an iQ software screen shot with the new SmartSun glass ordering icon.



**Lead-Time: 11 Days**

Lead-time for standard products with SmartSun glass is the same as our current “Sun” products.

**Pricing:**

A base price unit up-charge of 5% will be applied to products with SmartSun glass. Therefore, the pricing structure will be the same as our current Sun products.

## Service Replacement Only Parts

### Bulletin SM-1108 (July 2008)

Bulletin: SM-1108  
 July 10, 2008  
 Page: 4 of 4

#### Sales Tools:

The following tools are available to help educate our customers about SmartSun™ glass:

- SmartSun glass promotional card (SP-3) - Part Number 9014492 (\$0.20 each).
- 12" x 12" SmartSun™ glass samples - with or without Finelight™ (\$30.00 each).
- High Performance™ light box kit (L-3) - Part Number 2000733 (\$175.00 each)
- 5 1/2" x 7 1/2" SmartSun™ glass samples for light box kit (\$15.00 each)

*Note: If part number is not listed, please order by description.*

#### Care and Maintenance:

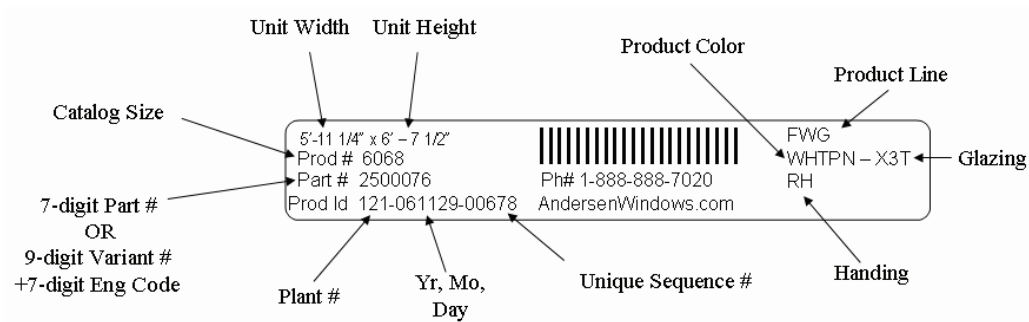
Do not use abrasive cleaners on glass surfaces. Sealants, like silicone, will block UV light and water from contacting the low-maintenance coating and will affect performance. Care should be taken to avoid sealant contact with the exterior of Low-E4® SmartSun glass. Standard liquid glass cleaners are safe to use on the low-maintenance exterior coating.

Please see Andersen care and maintenance guides for more information about caring for Andersen® products.

#### Limited Warranty:

Andersen continues to offer one of the strongest limited warranties in the industry. A key competitive advantage of the Andersen limited warranty is that it is fully transferable and non-prorated. The same twenty (20) year glass and ten (10) year non-glass coverage will apply for products with SmartSun™ glass. Please see [www.andersenwindows.com](http://www.andersenwindows.com) for further details regarding the Andersen limited warranty.

A warranty label will be applied to the head jamb for the purpose of after sales service. Please see the example label below. You may need to provide the information identified on this label when ordering replacement components. Please see example below.



If you have any questions regarding this product enhancement, please contact the Andersen WindowCare® solution center at 1-888-888-7020.

"Andersen" is a registered trademark of Andersen Corporation.  
 All other marks where denoted are marks of Andersen Corporation.  
 © 2008 Andersen Corporation. All rights reserved.

Bulletin PSW-106 (December 2006)



## DEALER BULLETIN

Dec. 11, 2006

**BULLETIN NO.:** PSW-106

**SUBJECT:** FACTORY-APPLIED 6-9/16" EXTENSION JAMBS AND NEW NARROW-DEPTH DRYWALL RETURN BEAD FOR PERMA-SHIELD® CASEMENT, AWNING & PICTURE WINDOWS

**EFFECTIVE:** ANDERSEN® INTELLIGENT QUOTE (iQ) SOFTWARE VERSION 7.0—THE WEEK OF DEC. 11, 2007

**AUTHOR:** 400 SERIES WINDOW PRODUCT MGR.--PAUL LANDGRAF

### Factory-Applied 6-9/16" Extension Jambs

Factory-applied 6-9/16" extension jambs for Andersen® 400 and 200 Series Perma-Shield® casement, awning and picture windows will be in Intelligent Quote (iQ) software version 7.0 released the week of December 11, 2006 and available immediately thereafter for order. Also included in this release will be factory-applied 4-9/16" and 6-9/16" extension jambs on Perma-Shield casement/awning windows with Stormwatch® protection. On factory-assembled mulls, factory-applied extension jambs will be applied to the perimeter of mull combinations (not at the mull joint) to maintain a clean look. An inside casing will be applied at the mull joint as usual. A prep for stool 3-sided applied extension jamb option will be introduced in 2007.

Factory-applied 6-9/16" extension jambs on Perma-Shield casement/awning windows will ship with a Category 2 lead time of 10 business days; made-to-order and special order units will carry longer lead times.

Factory-applied 6-9/16" extension jambs enable Andersen dealers to receive this important added value service for the first time on factory-direct vans at van pricing. Factory-applied 6-9/16" extension jambs for other Andersen product lines such as specialty windows, double-hung windows and gliding windows and patio doors will be announced later in 2007.

### New Narrow-Depth Drywall Return Bead

Also included in iQ software version 7.0 is a new narrow-depth drywall return bead available factory-applied on 400 and 200 Series Perma-Shield casement, awning and picture windows including factory mull combinations. The new narrow-depth drywall return bead is also available in 96" and 144" lengths as a saleable part for channel or field application. The new narrow-depth drywall return bead has a white vinyl-wrapped surface to complement the pre-finished white interior option in the Perma-Shield casement and awning product line.

The new narrow-depth drywall return bead is shallower than the current drywall return bead to enable drywallers to cut a wider drywall return for Perma-Shield casement and awning products, making the process easier for them at the job site (see the attachment).

The current deeper drywall return bead will continue to be available in 96" and 144" lengths as a saleable Andersen part. Customers may want to purchase the current deeper drywall return bead for application to Flexiframe® windows. The current deeper drywall return bead is near-flush with the edge of the interior trim stop on Flexiframe windows; the new narrow-depth drywall return bead does not extend to the edge of the stop.

Be sure to bring these exciting new enhancements for the Perma-Shield casement and awning product line to the attention of your dealer employees and Andersen trade customers.

## Service Replacement Only Parts

### Bulletin PSW-106 (December 2006)

#### ATTACHMENT:

#### New Narrow-Depth Drywall Bead Returned to a Casement Window



Shallower profile of the new drywall return bead allows for a wider drywall return, making scoring and snapping the drywall easier.



Close-up view of the new drywall return bead.

*"Andersen" is a registered trademark of Andersen Corporation  
All other marks where denoted are marks of Andersen Corporation.  
© 2006 Andersen Corporation. All rights reserved.*

### Bulletin 20-12

#### Andersen® 400 Series Perma-Shield® Casement/Awning Window Grille Notch Elimination

Dealer Bulletin 20-12


November 19, 2012

Author: Shawn Aherns, Sr. Product Manager


#### OVERVIEW

Effective December 10, 2012, Andersen will eliminate all grille notches (see photo below) on 400 Series casement and awning units. This change will improve sash appearance, particularly in units without an interior grille. The interior grille attachment will now insert into a hidden groove that runs the length of the sash (see photo below).

#### Grille Notch to be eliminated

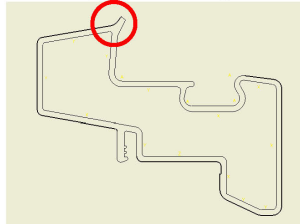


#### Grille attachment remains the same



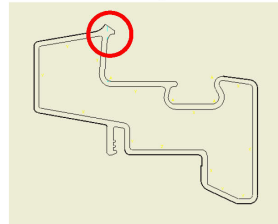
#### Current Sash Profile

Grille notch required to attach interior grille



#### New Sash Profile

Accommodates interior grille without notches



#### EXCEPTIONS

Please note that this change impacts casement and awning units (both venting and stationary) including casement and awning units with Stormwatch® protection. Perma-Shield® casement/awning picture windows and transoms are not affected by this change.

Bulletin No.: 20-12

November 19, 2012

Page 2 of 2

#### SERVICE/ REPLACEMENT

Within the replacement path in Andersen® Intelligent Quote (IQ) software version 13.0, customers can choose either notched sash or un-notched sash for units built prior to this year. This flexibility will enable customers to match existing adjacent sash or accommodate old-style PVC grilles (discontinued May 2010). Moving forward, any replacement sash placed in service after this transition date will automatically be provided without grille notches.

\*Andersen® and all other trademarks where denoted are marks of Andersen Corporation.

© 2012 Andersen Corporation. All rights reserved.

## Service Replacement Only Parts

---