

What's in This Section

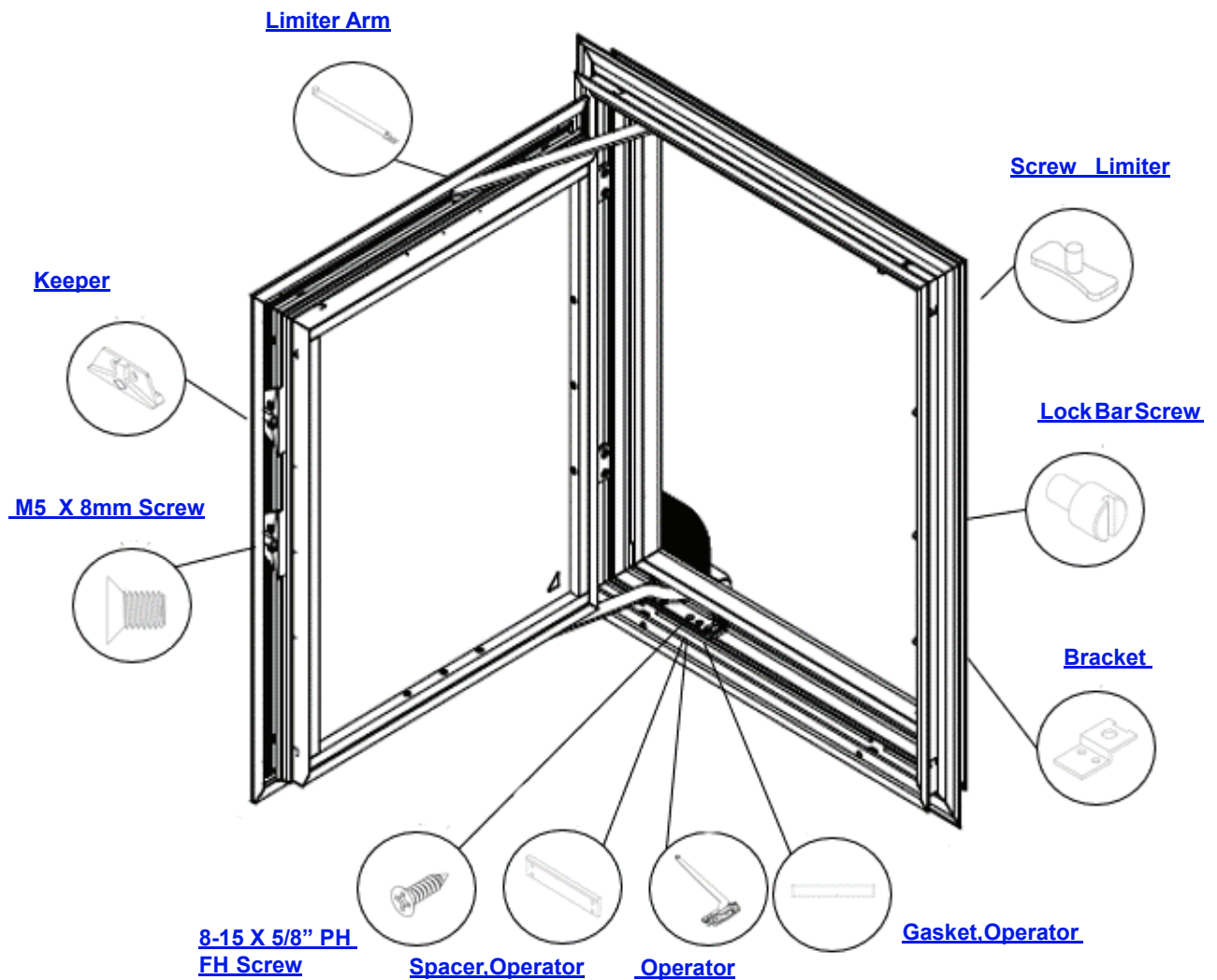
Standard Windows	Page 3
Parts Illustration	3
Parts Illustration	3
Parts Illustration - Interior / Exterior	4
Colors	5
Unit Sizes	6
Standard and Custom Window Sizes	6
Product Label	6
Unit Size Chart - Standard Windows	7
Sash	8
Sash Illustration	8
Sash Parts	9
Glass	11
Glass	11
Hardware	12
Operators	12
Hinge Parts	13
Lock Components	14
Fasteners	15
Insect Screens	16
Insect Screen	16
Insect Screen	16
Grilles	17
Grille Options	17
Frames	18
Frame Graphic	18
Frame	19
Frame Parts	20
Joining Components	21
Drip Cap	21
Installation Components	22
Installation Material	22

Andersen Aluminum Casement Windows

Standard Windows

Parts Illustration

Parts Illustration

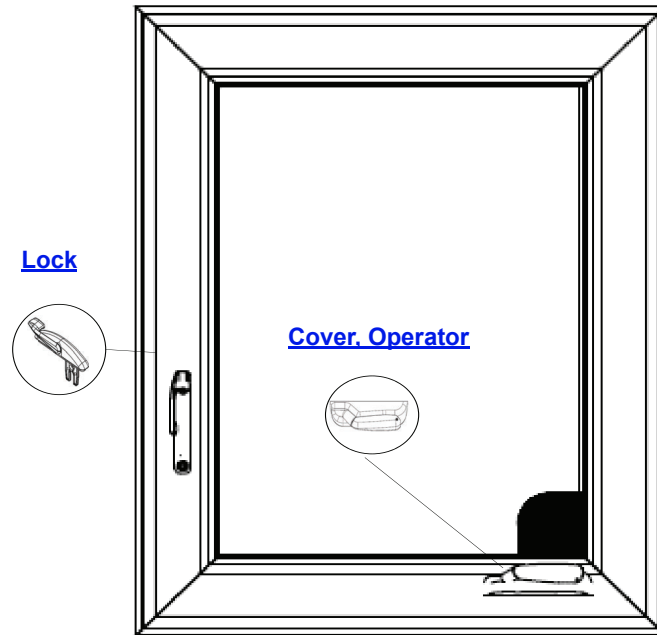


Andersen Aluminum Casement Unit Parts

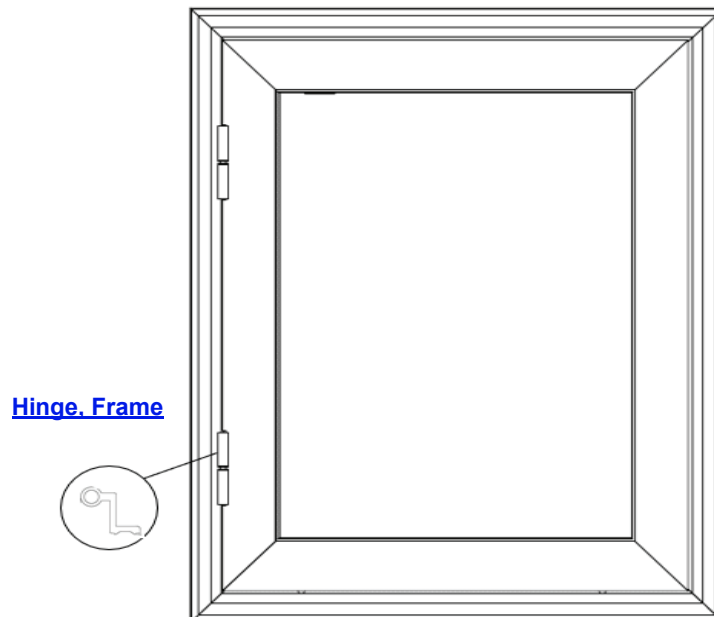
Parts Illustration

Parts Illustration - Interior / Exterior

Interior



Exterior



Colors

Note:

See current color [options](#).

FINISH OPTIONS

Painted



White



Tan



Bronze



Black

Anodized**



Clear
Anodized



Dark Bronze
Anodized

Custom colors available, contact your Andersen supplier for details.
**Class II anodized finish.

Unit Sizes

Standard and Custom Window Sizes

Note:

Andersen Aluminum Casement Windows are available in standard sizes (see standard size charts, [page 7](#)). Replacement parts for some standard windows can be ordered using the numbers listed in this catalog. Many replacement parts for standard windows are made to order. These items are ordered using the Product ID found on the identification label and a description of the part needed. See [Service Guide 9051877](#).

Andersen Aluminum Casement Windows are also available in custom sizes in 1/8" increments between the smallest and the largest standard sizes. Most replacement parts for custom-sized windows are made to order and can be ordered with the Product ID found on the identification label and a description of the part needed. See [Service Guide 9051877](#).

Product Label

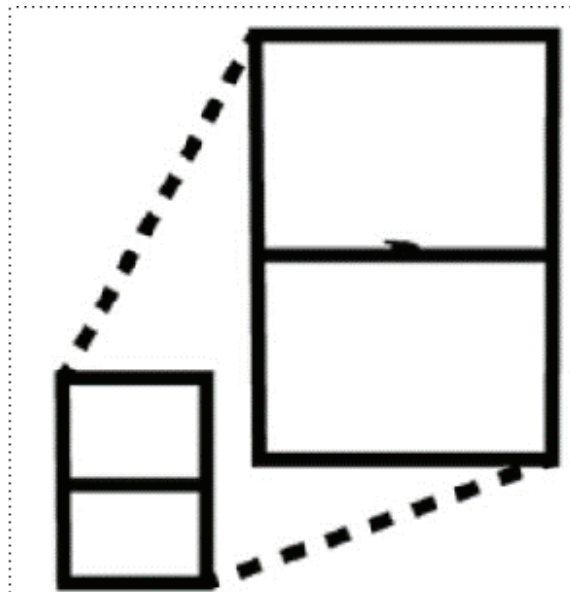
Note:

Every Andersen Aluminum Casement Window will have an identification label or glass etching containing a unique Product ID. The Product ID on Andersen Aluminum Casement Windows will be located at the top of the window frame or etched into the glass. See [Service Guide 9051877](#). The Product ID may be up to 14 digits long (excluding hyphens), depending on the age of the unit. Replacement parts will also get their own unique Product ID. When ordering replacement parts, providing the Product ID ensures that replacement parts match the specifications.

Unit Size Chart - Standard Windows

Note:

Unit Dimension refers to overall outside-to-outside frame. See current [size charts](#).



Sizing

- Casement: Built to fit openings up to 80.5" tall and 48.5" wide

Andersen Aluminum Casement Unit Sizes

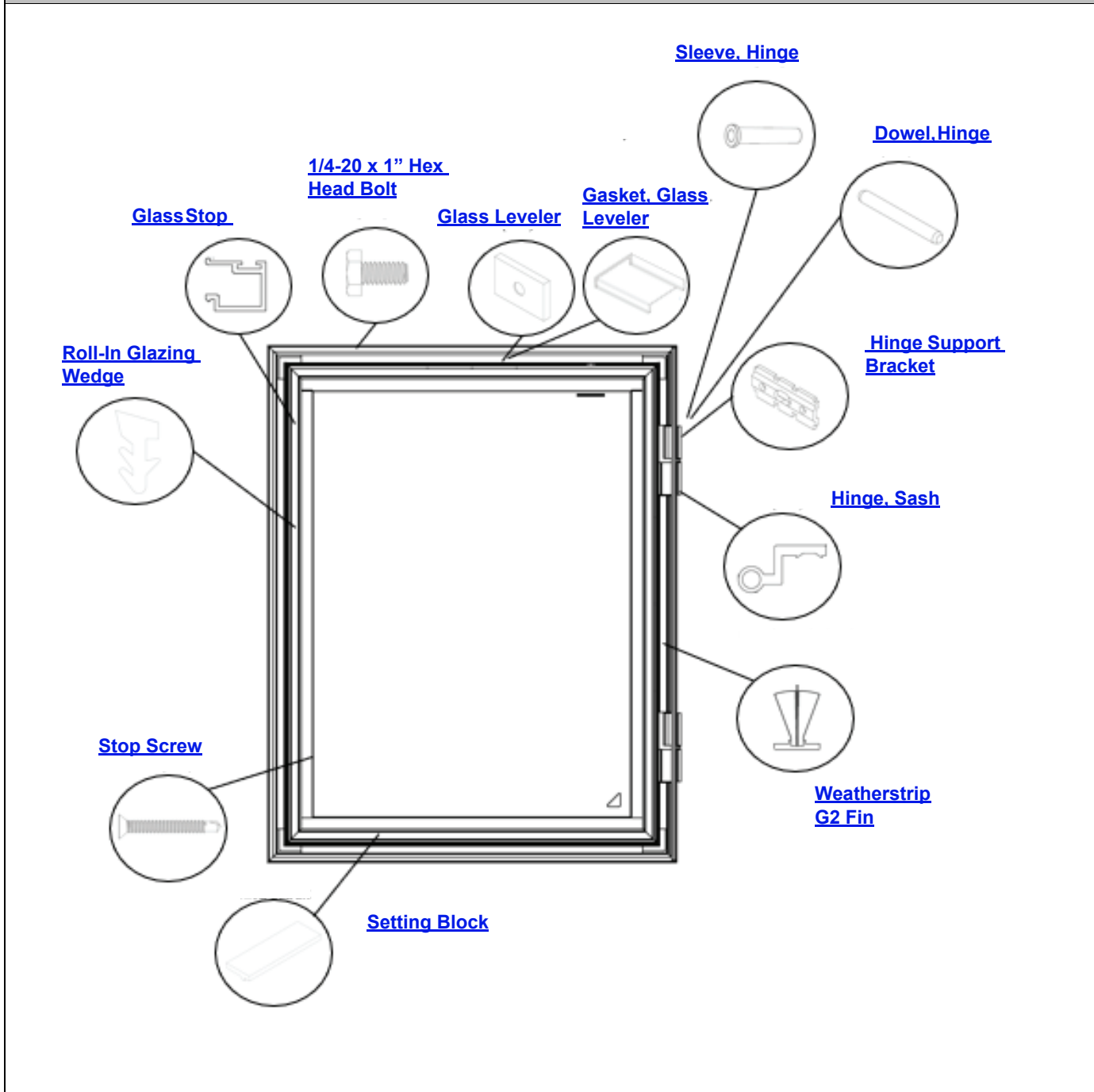
Sash

Sash Illustration

Note:

Operating sash assembly shown. [Direct set glass](#) replacement for non operating glass.

Sash



Andersen Aluminum Casement Windows

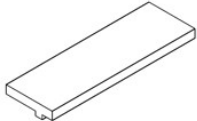
Standard Windows

Sash

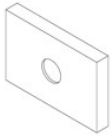
Sash Parts

Setting Block Ref. [page 8](#)

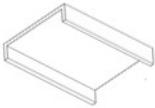
Note:
Quantity of one.

		Color	Order No. (Legacy)	Order No.
		Black	20065-CO	9117350

Glass Leveler Ref. [page 8](#)

		Order No. (Legacy)	Order No.
		376	9181820

Glass Leveler Gasket Ref. [page 8](#)

		Order No. (Legacy)	Order No.
		136	9181719

Glass Stops - Top / Bottom / Side

FINISH OPTIONS

Painted



White



Tan



Bronze



Black

Anodized**



Clear Anodized

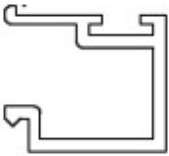


Dark Bronze Anodized


Custom colors available, contact your Andersen supplier for details.


**Class II anodized finish.









Glass Stop - Top / Bottom / Side / 216" Ref. [page 8](#)

		Color	Order No. (Legacy)	Order No.
		Unfinished		Configured
		Htgdbandz		
		Htgbrz		
		Clrandz		
		Htgtn		
		Htgwht		
Htgblk				


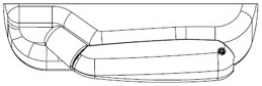


Sash

Glazing Wedge (EPDM) - Roll In Ref. page 8			
	Note: Order by the foot.	Order No. (Legacy)	Order No.
		472	9181830

Weatherstrip Ref. page 8			
	Note: Order by the foot.	Order No. (Legacy)	Order No.
		383	9181821

Glass																								
Glass																								
Note: Current glazings replace previous vintage glazings. Glass ships with sealant and spacers.																								
        <p style="text-align: center;"> TEMPERED 16 CFR 1201 II ANSI Z97.1 2009 SGCC XXXX CIG-XX Xmm MM/DD/YR CAN/CCSB 12.1-M9 0 </p>	<p>Color options:</p> <p>Glass options (See Logo/Etching Examples):</p> <table border="1"> <thead> <tr> <th>Low-E4®</th> <th>Low-E4® HeatLock</th> <th>Low-E4® SmartSun HeatLock</th> </tr> </thead> <tbody> <tr> <td>Low-E4® SmartSun™</td> <td>Low-E4® Smart-Sun HeatLock</td> <td>Low-E4® Triple-Pane</td> </tr> <tr> <td>Low-E4® Passive Sun</td> <td>Low-E4® Sun Heat-Lock</td> <td>Low-E4® Smart-Sun Triple-Pane</td> </tr> <tr> <td>Low-E4® Sun 3</td> <td>Low-E4® HeatLock Tempered</td> <td>Low-E4® Enhanced Triple-Pane</td> </tr> <tr> <td>Low-E4® Tempered</td> <td>Dual Pane Clear</td> <td>Low-E4® Smart-Sun Enhanced Triple-Pane</td> </tr> <tr> <td>Low-E4® SmartSun Tempered</td> <td>Cascade</td> <td>Low-E4® Enhanced Triple-Pane Heat-Lock</td> </tr> <tr> <td>Low-E4® Passive Sun Tempered</td> <td>Fern</td> <td rowspan="2">Low-E4® Smart-Sun Enhanced Triple-Pane HeatLock</td> </tr> <tr> <td>Low-E4® Sun Tempered</td> <td>Reed</td> </tr> </tbody> </table> <p><i>To order, state:</i></p> <p>Product ID (from product label, see Service Guide 9051877) OR</p> <ol style="list-style-type: none"> Unit or frame size (HCW XXXX or frame W x H dimensions) Description of part (Glass) Glazing/Grille type Manufacturing Date 	Low-E4®	Low-E4® HeatLock	Low-E4® SmartSun HeatLock	Low-E4® SmartSun™	Low-E4® Smart-Sun HeatLock	Low-E4® Triple-Pane	Low-E4® Passive Sun	Low-E4® Sun Heat-Lock	Low-E4® Smart-Sun Triple-Pane	Low-E4® Sun 3	Low-E4® HeatLock Tempered	Low-E4® Enhanced Triple-Pane	Low-E4® Tempered	Dual Pane Clear	Low-E4® Smart-Sun Enhanced Triple-Pane	Low-E4® SmartSun Tempered	Cascade	Low-E4® Enhanced Triple-Pane Heat-Lock	Low-E4® Passive Sun Tempered	Fern	Low-E4® Smart-Sun Enhanced Triple-Pane HeatLock	Low-E4® Sun Tempered	Reed
Low-E4®	Low-E4® HeatLock	Low-E4® SmartSun HeatLock																						
Low-E4® SmartSun™	Low-E4® Smart-Sun HeatLock	Low-E4® Triple-Pane																						
Low-E4® Passive Sun	Low-E4® Sun Heat-Lock	Low-E4® Smart-Sun Triple-Pane																						
Low-E4® Sun 3	Low-E4® HeatLock Tempered	Low-E4® Enhanced Triple-Pane																						
Low-E4® Tempered	Dual Pane Clear	Low-E4® Smart-Sun Enhanced Triple-Pane																						
Low-E4® SmartSun Tempered	Cascade	Low-E4® Enhanced Triple-Pane Heat-Lock																						
Low-E4® Passive Sun Tempered	Fern	Low-E4® Smart-Sun Enhanced Triple-Pane HeatLock																						
Low-E4® Sun Tempered	Reed																							

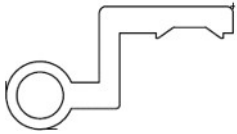
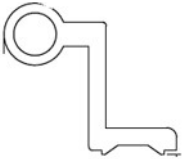


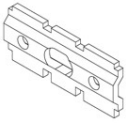

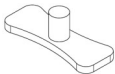
Hardware

Operators			
Note: LH graphic shown. Operator cover includes handle. Colors not shown available by description.			
Operator Ref. page 3			
			LH
			Order No. (Legacy)
			Order No.
			532A 9182044
		RH	
		Order No. (Legacy)	
		Order No.	
		532B 9182045	
Operator Cover Ref. page 4			
			LH
	Color		Order No. (Legacy)
	Black		Order No.
			534A 9182046
		RH	
Color		Order No. (Legacy)	
Black		Order No.	
		534B 9182048	
Operator Handle Ref. page 4			
			LH
	Color		Order No. (Legacy)
	Black		Order No.
			534A 9182046
		RH	
Color		Order No. (Legacy)	
Black		Order No.	
		534B 9182048	
Operator Gasket Ref. page 8			
			Order No. (Legacy)
			Order No.
		533	9181847

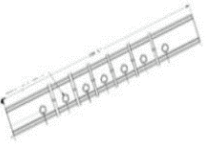


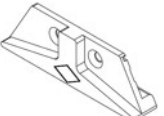
Andersen Aluminum Casement Windows

Standard Windows

Hardware

Hinge Parts				
Note: Quantity of one.				
Hinge / Sash Ref. page 8				
		Color	Order No. (Legacy)	Order No.
		Unfinished	510	Configured
		Htgdbandz		
		Htgbrz		
		Clrandz		
		Htgtn		
		Htgwht		
	Htgblk			
Hinge / Frame Ref. page 4				
		Color	Order No. (Legacy)	Order No.
		Unfinished	511	Configured
		Htgdbandz		
		Htgbrz		
		Clrandz		
		Htgtn		
		Htgwht		
	Htgblk			
Hinge Dowel Ref. page 8				
			Order No. (Legacy)	Order No.
			523	9181843
Hinge Sleeve Ref. page 8				
			Order No. (Legacy)	Order No.
			524	9181844
Hinge Support Bracket Ref. page 8				
			Order No. (Legacy)	Order No.
			531	9181846
Limiter Arm Ref. page 3				
			Order No. (Legacy)	Order No.
			537	9181851
Screw / Limiter Arm Ref. page 3				
			Order No. (Legacy)	Order No.
			538	9181852

Hardware

Lock Components				
Lock Bar Ref. page 18				
		Finish	Order No. (Legacy)	Order No.
		Htgdbandz	Configured	
Screw / Lock Bar Ref. page 3				
			Order No. (Legacy)	Order No.
			550	9181856
Lock Handle Ref. page 4				
		Finish	Order No. (Legacy)	Order No.
		Unfinished	540	9181853
		Silver		9181855
		Painted-Bronze		
	Black		9181854	
Keeper Ref. page 3				
			Order No. (Legacy)	Order No.
			561	9181857

Andersen Aluminum Casement Windows


Standard Windows

Hardware

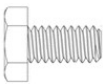
Fasteners

Note:
Quantity of one.

Screw Ref. [page 3](#)

	Description	Order No. (Legacy)	Order No.
	M5 x 8MM	580	9181862

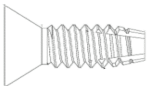
Bolt Ref. [page 8](#)

	Description	Order No. (Legacy)	Order No.
	Hex Head Bolt 1/4-20 x 1" L	360	9181815

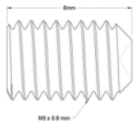
Screw Ref. [page 8](#)

	Description	Order No. (Legacy)	Order No.
	#8 x 1.25 FHSD	327	9182038


Screw Ref. [page 3](#)

	Description	Order No. (Legacy)	Order No.
	SCREW, 12-24 X .500", UNC, FL, UNDERCUT, TYPE F, THREAD CUTTING		9181813


Screw Ref. [page 3](#)

	Description	Order No. (Legacy)	Order No.
	M5 X 0.8 mm Thread, 8mm long		9200949

Screw Ref. [page 3](#)

	Description	Order No. (Legacy)	Order No.
	8-15 X 5/8" PH FLT HD, T-A		9181861

Insect Screens

Insect Screen
Insect Screen Assembly
<p>Note: Insects screens are made to order based on the original order information.</p>


Insect Screen			
Screens			
		Order No. (Legacy)	Order No.
			MTO

Grille Options

Note:

Options

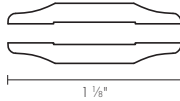
GRILLE OPTIONS

Full Divided Light (Modern Divided Light)

Permanently applied grilles on the interior and exterior of your window with a spacer between the glass.

Choose from a contoured or contemporary profile.

Contoured

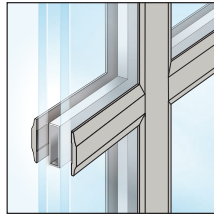


1 1/8"

Contemporary



2 1/4"

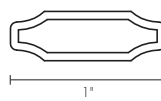


Finelight™ Grilles-Between-the-Glass

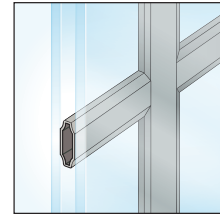
Aluminum grilles conveniently placed between the glass, making cleaning the glass easy inside and out.

Available in a contoured profile only.

Contoured



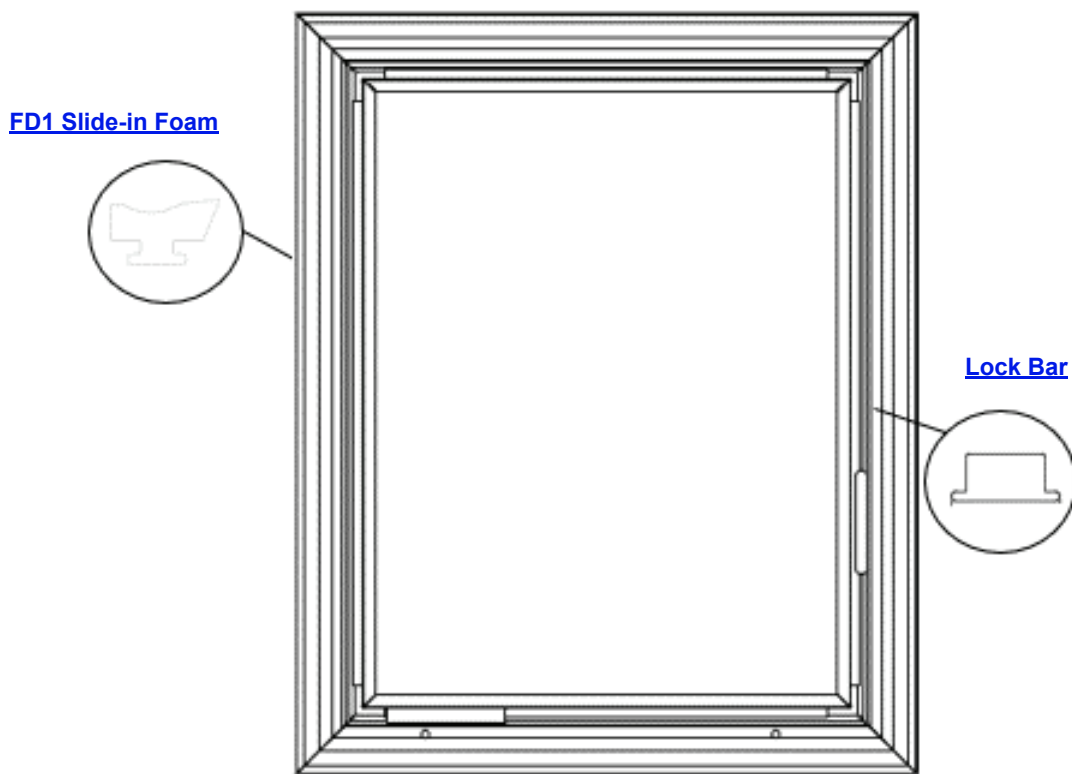
1"



Frames

Frame Graphic

Note:



Andersen Aluminum Casement Frame Assembly

Frame

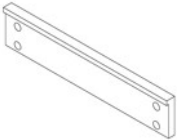
Note:

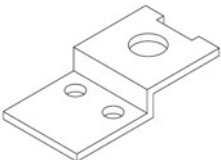
To order, state:

1. Description of Part/Size (HCW XXXX or frame W X H dimensions)
2. Colors/Species/Finish
3. Manufacturing Date

Frames

Frame Parts			
Foam - Slide In Ref. page 19			
	Note: Order by the foot.	Order No. (Legacy)	Order No.
		750	9181946

Spacer Ref. page 3			
		Order No. (Legacy)	Order No.
		505	9181840

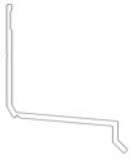
Bracket Ref. page 3			
		Order No. (Legacy)	Order No.
		246	9181772

Andersen Aluminum Casement Windows

Standard Windows

Joining Components

Drip Cap

Drip Cap						
Note: Color matched.						
		Type	Length	Finish	Order No. (Legacy)	Order No.
		Drip Cap	192"	UF (Unfinished)		Configured
				ZE (Clear Anodized)		
				HZ (DB Anodized)		
				HW (White)		
				HT (Tan)		
				HL (Black)		
	HB (Bronze)					

Joining Components
