

What's in This Section

Standard and Custom Windows	Page 3
Parts Illustration	3
Parts Illustration - Standard Window	3
Color Options Exterior	4
Color Options Interior	4
Unit Sizes	5
Standard and Custom Window Sizes	5
100 Series Product Label	5
Unit Size Chart - Standard Windows	6
Product History	7
Product History	7
Sash	8
Sash Illustration - Operating	8
Sash Options - Operating	9
Sash Hardware / Lifts	10
Sash Hardware / Lock Kits/Components	11
Sash Hardware / Roller	12
Glazing Beads	12
Glass	13
Glass	13
Insect Screen	14
Insect Screen	14
Insect Screen Parts	14
Hardware	15
Fasteners	15
Frames	16
Frame Assembly	16
Frames	17
Exterior Trim Components	17
Frame Hardware / Opening Control Device	18
Frame Components / Miscellaneous	19
Joining Components	22
Joining Components - All Mull Systems	22
Non-Reinforced Joining Components (<i>August 2019 - Present</i>)	24
Reinforced Joining Components (<i>August 2019 - Present</i>)	26
Reinforced Easy Connect Joining Components (<i>August 2019 - Present</i>)	28

Vintage Joining Components (2012 - July 2019) 29
 Drip Caps 30

Service Replacement Page 31

Service Replacement Only Parts 31
 Service Replacement Only Parts 31
 Weatherstrip 31
 Sash Components - Miscellaneous 31
 Spacers 32
 Trim Strip 33
 Spacer 33
 Glazing Bead 33
 Grille / Vinyl 34
 817 Mull Repair 34
 Flush Fin Mull Components 35

100 Series Gliding Windows (2008 to Present)

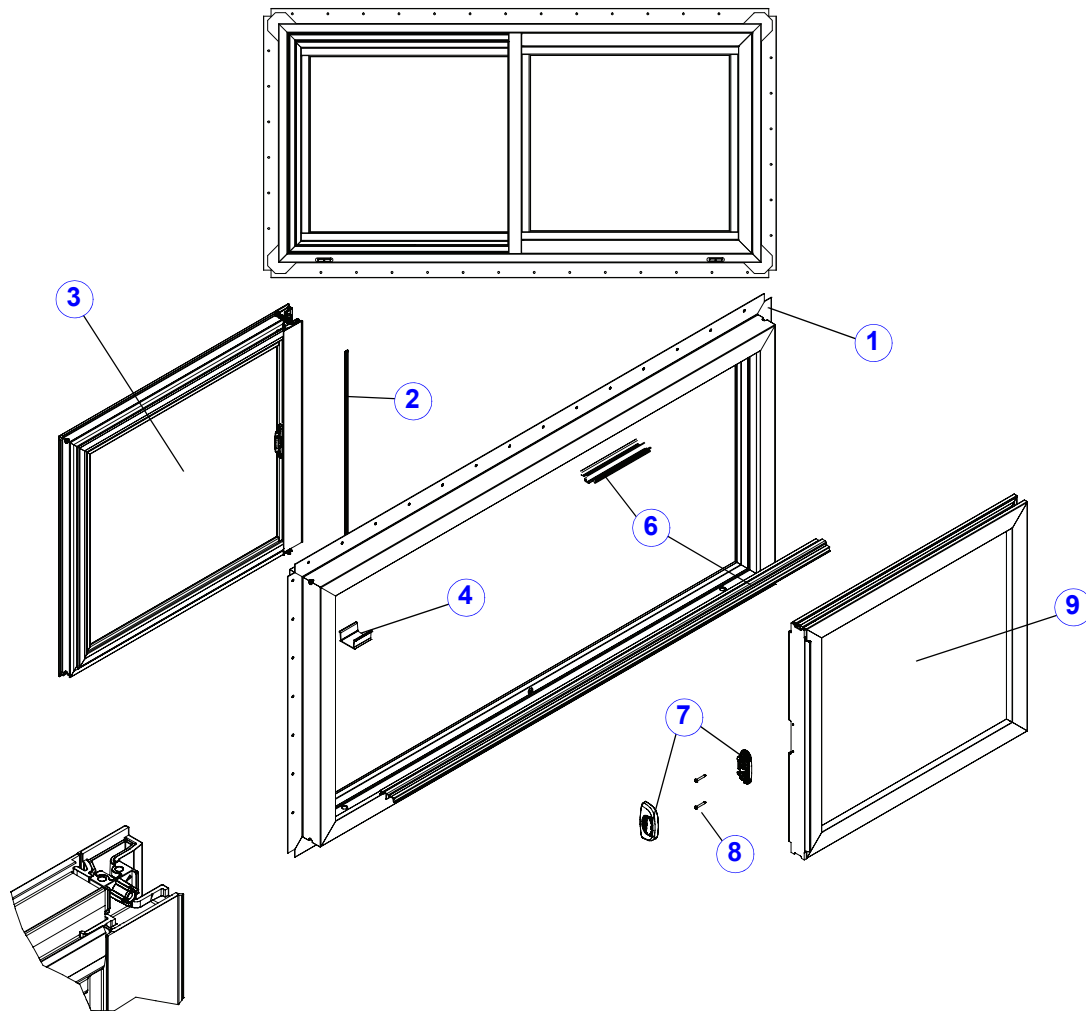
Standard and Custom Windows

Parts Illustration

Parts Illustration - Standard Window

Note:

Parts are labeled for identification purposes. Parts available for replacement are listed in the catalog.



- | | |
|--|--|
| 1. Frame Assembly | 6. Track Glide |
| 2. Pile Weatherstrip | 7. Lock Assembly |
| 3. Sash Assembly - Fixed Glass | 8. Screw #6-10 PH Oval |
| 4. Frame Cover | 9. Sash Assembly - Venting |

Manufactured 2008 to Present

100 Series Gliding Window (2008 to Present)


Unit viewed from exterior.

Parts Illustration

Color Options Exterior

Note:

Cocoa Bean discontinued in June 2018.



White




Sandtone



Terratone



**Cocoa
Bean**




**Dark
Bronze**



Black


Color Options Interior



White



Sandtone



**Dark
Bronze**



Black

100 Series Gliding Windows (2008 to Present)

Standard and Custom Windows

Unit Sizes

Standard and Custom Window Sizes

Note:

100 Series Gliding Windows are available in standard sizes (see standard size charts, [page 6](#)). Replacement parts for some standard windows can be ordered using the numbers listed in this catalog. Many replacement parts for standard windows are made to order. These items are ordered using the Product ID found on the identification label and a description of the part needed. See [Service Guide 9051877](#).

100 Series Gliding Windows are also available in custom sizes in 1/8" increments between the smallest and the largest standard sizes. Most replacement parts for custom-sized windows are made to order and can be ordered with the Product ID found on the identification label and a description of the part needed. See [Service Guide 9051877](#).

100 Series Product Label

Note:

Every 100 Series Gliding Window will have an identification label or glass etching containing a unique Product ID. The Product ID on 100 Series Gliding Windows will be located at the top of the window frame or etched into the glass. See [Service Guide 9051877](#). The Product ID may be up to 14 digits long (excluding hyphens), depending on the age of the unit. Replacement parts will also get their own unique Product ID. When ordering replacement parts, providing the Product ID ensures that replacement parts match the specifications.

Unit Sizes

Unit Size Chart - Standard Windows

Note:

Unit Dimension refers to overall outside-to-outside frame. Unobstructed Glass refers to visible glass dimensions.

See unit [Product Details](#).

See additional sizes/configurations. See [Measuring Visible Glass Video](#).

Unit Dimension	1'-11 1/2"	2'-5 1/2"	2'-11 1/2"	3'-5 1/2"	3'-11 1/2"	4'-5 1/2"	4'-11 1/2"	5'-5 1/2"	5'-11 1/2"					
	(597)	(749)	(902)	(1054)	(1207)	(1359)	(1511)	(1664)	(1816)					
Rough Opening	2'-0"	2'-6"	3'-0"	3'-6"	4'-0"	4'-6"	5'-0"	5'-6"	6'-0"					
	(610)	(762)	(914)	(1067)	(1219)	(1372)	(1524)	(1676)	(1829)					
Unobstructed Glass	7 9/16"	10 9/16"	13 9/16"	1'-4 9/16"	1'-7 9/16"	1'-10 9/16"	2'-1 9/16"	2'-4 9/16"	2'-7 9/16"					
	(192)	(268)	(344)	(420)	(496)	(573)	(649)	(725)	(801)					
1'-5 1/2"	(445)	1'-6"	(457)	(286)	2016	2616	3016	3616	4016	4616	5016	5616	6016	
1'-11 1/2"	(597)	2'-0"	(610)	1'-5 1/4"	(438)	2020	2620	3020	3620	4020	4620	5020	5620	6020
2'-5 1/2"	(749)	2'-6"	(762)	1'-11 1/4"	(591)	2026	2626	3026	3626	4026	4626	5026	5626	6026
2'-11 1/2"	(902)	3'-0"	(914)	2'-5 1/4"	(743)	2030	2630	3030	3630	4030	4630	5030	5630	6030
3'-5 1/2"	(1054)	3'-6"	(1067)	2'-11 1/4"	(895)	2036	2636	3036	3636	4036	4636	5036	5636	6036
3'-11 1/2"	(1207)	4'-0"	(1219)	3'-5 1/4"	(1048)	2040	2640	3040	3640	4040	4640	5040	5640	6040
4'-5 1/2"	(1359)	4'-6"	(1372)	3'-11 1/4"	(1200)	2046	2646	3046	3646	4046	4646	5046	5646	6046
4'-11 1/2"	(1511)	5'-0"	(1524)	4'-5 1/4"	(1353)	2050	2650	3050	3650	4050	4650	5050	5650	6050
5'-5 1/2"	(1664)	5'-6"	(1676)	4'-11 1/4"	(1505)	2056	2656	3056	3656	4056	4656	5056	5656	6056
5'-11 1/2"	(1816)	6'-0"	(1829)	5'-5 1/4"	(1657)	2060	2660	3060	3660	4060	4660	5060	5660	6060

100 Series Gliding Standard Window Sizes

[100 Series Gliding XOX - 1:1:1 Sash Ratio - 1:2:1 Sash Ratio](#)

[100 Series Picture over Gliding XO-OX](#)

[100 Series Picture over Gliding XOX](#)

100 Series Gliding Windows (2008 to Present)

Standard and Custom Windows

Product History

Product History

- 2018** Cocoa Bean color discontinued.
- 2016** Slim Line (metal) hardware introduced.
- 2016** Dark Bronze exterior/interior color introduced.
- 2013** Black exterior and sandtone interior colors introduced.
- 2013** Black exterior and sandtone interior colors introduced.
- 2012** Extension jamb flanges introduced.
- 2011** XOX (vent/stat/vent) units with equal size sash introduced.
- 2010** Drip cap for 1" stucco flange introduced.
- 2010** Sash lift/handle introduced.
- 2008** SmartSun™ glass introduced.
- 2008** Gliding Windows introduced.

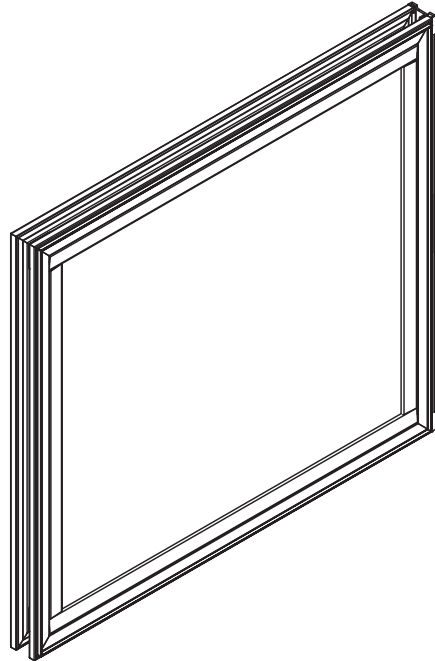
Sash

Sash Illustration - Operating

Note:

Operating sash assembly shown. [Direct set glass](#) replacement for non operating glass.

Sash Ref. No. 3 & 9 [page 3](#)




Sash Options - Operating

Note:

Direct set glass replacement for non operating glass. Sash handing determined by location on unit (all types) as viewed from the exterior.

Sash Ref. No. 3 & 9 [page 3](#)

Glass Logo



Low-E SmartSun™



Low-E HeatLock™



Low-E SmartSun™ HeatLock™



Tempered Logo

TEMPERED GLASS
 16 CFR 1201.11
 ANSI Z97.1-2009
 SGCC XXXX
 CIG-XX Xmm MM/00/YR
 CAN/CGSB 12.1-M9 0

Note:

Replacement operating sash for standard windows is made to order. Direct set glass used as replacement for non-operating glass. Replacement sash will be predrilled for **one** lock when **unit** dimension height is 50" or less and **two** locks when **unit** dimension height is 50.125" or greater. Transfer hardware from sash being replaced. See sash **Product Details** and **Service Guide 9000598**.

Exterior color options: White, Sandtone, Terratone, Cocoa Bean, Dark Bronze, Black
Interior finish options: White, Sandtone, Dark Bronze, Black

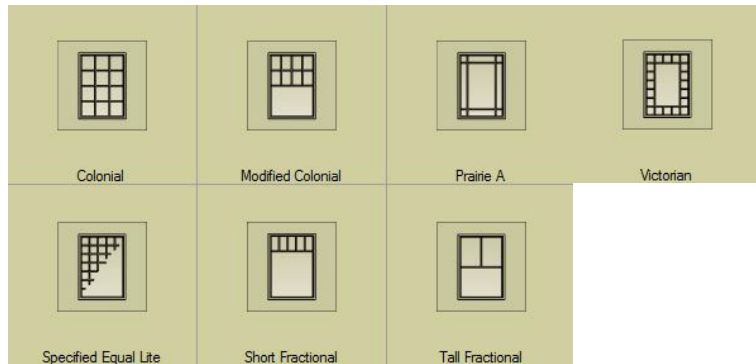
Glass options: (See Logo example): Twelve (12) primary glazing options.

Low-E	Low-E Tempered	Low-E Obscure	Low-E Tempered Obscure
Low-E SmartSun™	Low-E SmartSun™ HeatLock	Low-E SmartSun™ Obscure	Low-E SmartSun™ Tempered Obscure
Low-E HeatLock	Low-E HeatLock Tempered	Low-E SmartSun™ HeatLock Tempered	Dual Pane Insulated

Grille types: Four (4) primary grille types

<p>Finelight (Between the Glass)</p>	<p>Finelight (Between the Glass w/Exterior Grilles)</p>	<p>Full Divided Light</p>	<p>Simulated Divided Light</p>
--------------------------------------	---	---------------------------	--------------------------------


Grille patterns: Seven (7) primary grille patterns



To order, state:

1. Description of part (Sash)
2. Product ID (from product label, see [Service Guide 9051877](#))
3. Manufactured date

Sash

Sash Hardware / Lifts												
Sash Lift												
Note: Kit includes lift, fasteners and grommets. See Accessory Guide 9041680 .												
		<table border="1"> <thead> <tr> <th>Color</th> <th>Order No.</th> </tr> </thead> <tbody> <tr> <td>White</td> <td>9130443</td> </tr> <tr> <td>Sandtone</td> <td>9130444</td> </tr> <tr> <td>Dark Bronze</td> <td>9144648</td> </tr> <tr> <td>Black</td> <td>9144649</td> </tr> </tbody> </table>	Color	Order No.	White	9130443	Sandtone	9130444	Dark Bronze	9144648	Black	9144649
	Color	Order No.										
	White	9130443										
	Sandtone	9130444										
Dark Bronze	9144648											
Black	9144649											


100 Series Gliding Windows (2008 to Present)

Standard and Custom Windows


Sash

Sash Hardware / Lock Kits/Components


Lock Cover (2007 - present) Ref. No. 7 [page 3](#)

		Color	Order No.
		White	9046293
		Sandtone	9123299
		Dark Bronze	9144579
		Black	9144580

Lock Cover / Metal (Slim Line) (10/2016 - present)

		Color	Order No.
		White	9144682
		Sandtone	9144683
		Dark Bronze	9144684
		Black	9144685
		Antique Brass	9144686
Satin Nickel	9144687		

Lock Cover - Reach Range

		Color	Order No.
		White	9130383
		Sandtone	9130384
		Dark Bronze	9144639
		Black	9144640

Lock and Keeper Kit with Screws

Note:

See [Service Guide 9000593](#) for lock and keeper replacement. Keeper matches interior color of unit. Cover not included.

		Color	Order No.
		White	9130388
		Sandtone	9130389
		Dark Bronze	9144643
		Black	9144644


Screw - Keeper


Note: Keeper uses two.




6-10 x 1" PH OVL PLASK SC white #2M ZC	Color	Order No.
	White	0873298
	Sandtone	9123379
	Dark Bronze	9144556
	Black	9144557

Sash

Screw - Lock Ref. page 3			
	Description	Color	Order No.
	#6-10 x 1" PH Undersized # 5 FH Tapping	Stainless Steel	N/A

Sash Hardware / Roller		
Roller Assembly		
Note: See Service Guide 9000598 for roller replacement.		
		Order No. 9046296

Glazing Beads	
Glazing Bead	
	Note: Replacement glazing beads are made to order. <i>To order, state:</i> <ol style="list-style-type: none"> 1. Description of part (Glazing Bead) 2. Unit size and handing 3. Orientation of replacement part (top, bottom, left or right). Each piece must be ordered separately 4. Product ID (from product label, see Service Guide 9051877) 5. Manufactured date

Glass

Glass Only Ref. No. 3 [page 3](#)

Glass Logo

Low-E



Low-E SmartSun™



Low-E HeatLock™



Low-E SmartSun™ HeatLock™



Tempered Logo

TEMPERED
ANSI Z97.1 2009
16CFR 1201.11
SGCC XXXX
CIG-XX Xmm MM/00/YR
CAN/CSB 12.1-M9 0

Note:

Stationary/fixed sash do not use replacement sash. Order direct set glass. Glass ships with [glazing bead](#). See [Service Guide 9000597](#) for glass replacement.

Glass options: (See Logo example): Twelve (12) primary glazing options.

Low-E	Low-E Tempered	Low-E Obscure	Low-E Tempered Obscure
Low-E SmartSun™	Low-E SmartSun™ HeatLock	Low-E SmartSun™ Obscure	Low-E SmartSun™ Tempered Obscure
Low-E HeatLock	Low-E HeatLock Tempered	Low-E SmartSun™ HeatLock Tempered	Dual Pane Insulated

Grille types: Four (4) primary grille types

Finelight (Between the Glass)	Finelight (Between the Glass w/Exterior Grilles)	Full Divided Light	Simulated Divided Light


Grille patterns: Seven (7) primary grille patterns

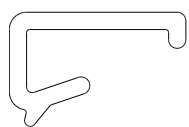
Colonial	Modified Colonial	Prairie A	Victorian
Specified Equal Lite	Short Fractional	Tall Fractional	

To order, state:

1. Description of part (Glass)
2. Product ID (from product label, see [Service Guide 9051877](#))
3. Manufactured date

Insect Screen


Insect Screen	
Insect Screen Assembly	
	<p>Note: Replacement screens are made to order. Screens manufactured after October 24, 2016 will use charcoal mesh. Prior to this date silver mesh was used. See Dealer Bulletin 60-16 for more details.</p> <p>TruScene® mesh uses unique (rubber) screen pull.</p> <p><i>To order, state:</i></p> <ol style="list-style-type: none"> 1. Generic order #9000405 2. Product ID (from product label, see Service Guide 9051877) 3. Manufacturing date, product description, manufacturing instructions.


Insect Screen Parts	
Clip / Retainer - Insect Screen	
	<p>Note: Replacement screen retainer clips are made to order. Located on side jamb.</p> <p><i>To order, state:</i></p> <ol style="list-style-type: none"> 1. Generic order #9000405 2. Product ID (from product label, see Service Guide 9051877) 3. Unit dimension (w x h) 4. Manufacturing date and product description


100 Series Gliding Windows (2008 to Present)

Standard and Custom Windows

Hardware

Fasteners			
Installation Screw Kit			
Note: Quantity of eight screws. Used to install flangeless unit frame and insert unit frame of gliding and single-hung windows.			
	Description	Color	Order No.
	#8 x 3" Bugle Head, Coarse Thread	White	9179703
		Sandtone	9179704
		Dark Bronze	9179705
Black		9179706	

Installation Clip Kit (February 2023 - Present)		
Note: Kit includes installation clip, plastisol coated screws, gasket and instruction guide. Used to secure unit.		
		Order No. 9179715

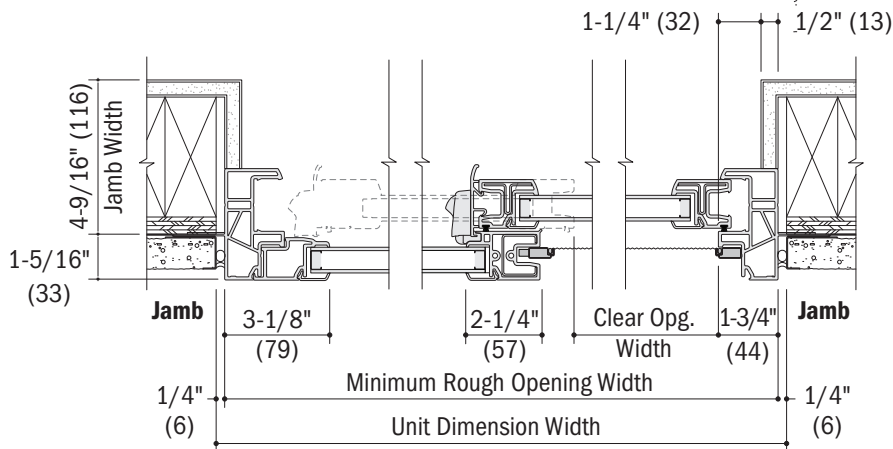
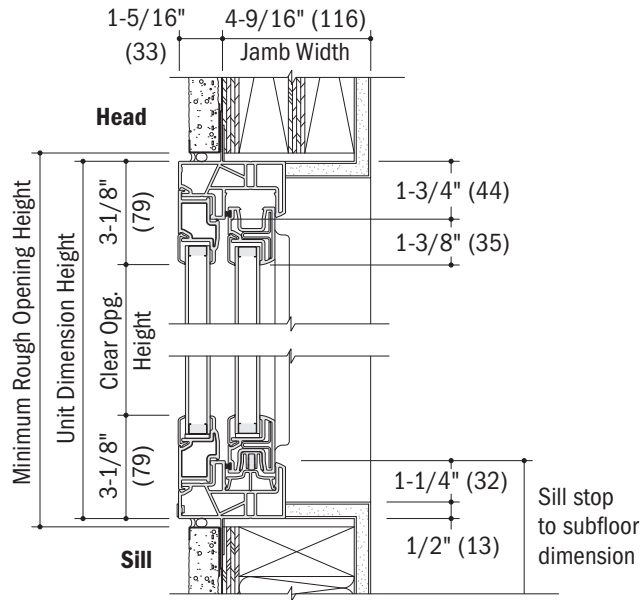
Screw Pack - Flush Fin (April 2023 - Present)			
Note: Quantity of eight screws. Used to install flush fin units.			
		Color	Order No.
		White	9184765
		Sandtone	9184766
		Dark Bronze	9184767
		Black	9184768

Frames

Frame Assembly

Note:

See frame [Product Details](#).



Horizontal Section Gliding Window

100 Series Gliding Window Frame Assembly

100 Series Gliding Windows (2008 to Present)

Standard and Custom Windows

Frames

Frames

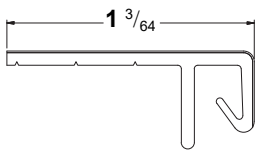
Frame

Note:

Replacement frames are not available. Replace complete unit assembly.

Exterior Trim Components

1" Exterior Frame / Sill Extender Trim Kit



Note:

Replacement exterior frame/sill extender trim kits are made to order.

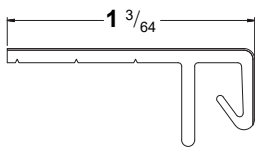
To order, state:

1. Generic order #9000405
2. Product ID (from product label, see [Service Guide 9051877](#))
3. Manufacturing date and product description

1" Exterior Frame / Sill Extender Trim / Lineal Lengths

Note:

See [Installation Guide 9183351](#).

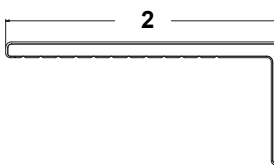


Color	PVC	
	72"	145 5/8"
White	9179668	9179673
Terratone®	9179670	9179675
Sandtone	9179669	9179674
Dark Bronze	9179671	9179676
Black	9179672	9179677

2" Exterior Frame / Sill Extender Trim / Lineal Lengths

Note:

See [Installation Guide 9183351](#).

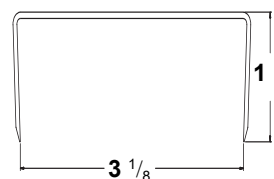


Color	Fibrex	
	72"	150"
White	9199138	9199143
Terratone®	9199142	9199147
Sandtone	9199141	9199146
Dark Bronze	9199140	9199145
Black	9199139	9199144

Head Expander

Note:

See [Installation Guide 9183352](#).



Exterior Color	Interior Color	Length	Order No.
White			48"
Dark Bronze		9199149	
Black		9199148	
Dark Bronze	White	9199150	
Black	White	9199151	


Frames

Frame Hardware / Opening Control Device

Opening Control Device Kit

Note:

Kit includes one opening control device, one back plate, and screws. See [Accessory Guide 9040336](#).


			Color	OX LH	XO RH
			Order No.		
			White	9130514	9130515
			Sandtone	9130516	9130517
			Black	9144657	9144658



100 Series Gliding Windows (2008 to Present)

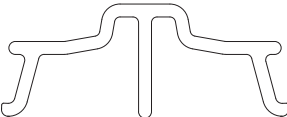
Standard and Custom Windows

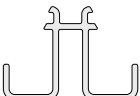

Frames

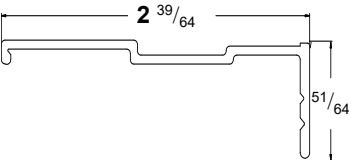
Frame Components / Miscellaneous

Cover - Frame				
		Size	Color	Order No.
		144"	White	9130386
			Sandtone	9130387
			Dark Bronze	9144641
			Black	9144642

Sash Stop					
		Size	Color	Order No.	
			1 1/2"	White	9125974
				Sandtone	9125976
				Dark Bronze	9144627
				Black	9144628

Track Glide Ref. No. 6 page 3	
Note: See Service Guide 9000596 .	
	<p>To order, state:</p> <ol style="list-style-type: none"> 1. Description of part (Track Glide) 2. Product ID (from product label, see Service Guide 9051877) 3. Manufactured date

Sash Retainer - 26" Mill Finish		Order No.
		9123363

Sloped Sill Adaptor				
	Color	Order No.		
		48"	96"	
		White	9130539	9130545
		Terratone®	9130544	9130550
		Sandtone	9130543	9130549
		Cocoa Bean	9130541	9130547
		Dark Bronze	9130542	9130548
		Black	9130540	9130546

Frames

Security Insert				
	Note: Used in head jamb since August 2023.		Color	Order No. 6"
				White
			Sandtone	9205732
			Dark Bronze	9205735
			Black	9205736

Gasket - Corner Nailing Flange		
		Order No. 9046291

Weep Cover - Frame Assembly				
		Color	Order No.	
			White	9123290
			Terratone®	9123294
			Sandtone	9123293
			Cocoa Bean	9123291
			Dark Bronze	9123292
Black	9123289			

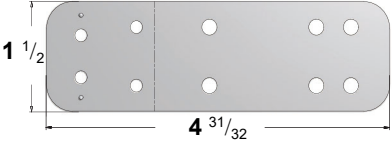

Extension Jamb Attachment Flange		
Note: Quantity of 50. See Accessory Guide 9064334.		
		Order No. 9130438

Flush Fin Interior Flat Trim - Straight <i>(April 2023 - Present)</i>				
Note: Used to trim out gap between flush fin units and interior wall returns. Cut to size.				
		Color	Length	
			White	144"
			Sandtone	
			Dark Bronze	
			Black	
			Order No.	
			9199357	
			9199360	
			9199359	
			9199358	

100 Series Gliding Windows (2008 to Present)

Standard and Custom Windows

Frames

Jamb Clip				
		<table border="1"> <thead> <tr> <th>Order No.</th> </tr> </thead> <tbody> <tr> <td>9123272</td> </tr> </tbody> </table>	Order No.	9123272
Order No.				
9123272				
Gasket - Jamb Clip				
		<table border="1"> <thead> <tr> <th>Order No.</th> </tr> </thead> <tbody> <tr> <td>9123316</td> </tr> </tbody> </table>	Order No.	9123316
Order No.				
9123316				

Joining Components

Joining Components - All Mull Systems

Note:

The following kits & components are used in **all** mull systems (non-reinforced, reinforced, easy connect). Refer to mulling installation guides for additional detail.

Exterior / Interior Trim (August 2019 - Present)

Note:

See [page 29](#) for previous vintage.

	Color	60"	72"	96"	144"
	Exterior White	9178715	9178716	9178717	9178718
	Exterior Terratone®	-	-	9178729	9178730
	Exterior Sandtone	-	-	9178719	9178720
	Exterior Dark Bronze	9178725	9178726	9178727	9178728
	Exterior Black	9178721	9178722	9178723	9178724

End Cap (August 2019 - Present)

Note:

Used in 1 3/8" standard and flangeless frames.

	Color	Order No.
	White	9178738
	Terratone®	9178742
	Sandtone	9178739
	Dark Bronze	9178741
	Black	9178740

End Cap - Stucco Key (May 2021 - Present)

Note:

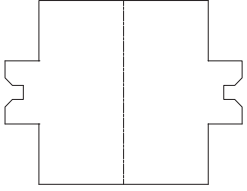
Used in 1" stucco frame.


	Color	Order No.
	White	9185998
	Terratone®	9186002
	Sandtone	9185999
	Dark Bronze	9186001
	Black	9186000

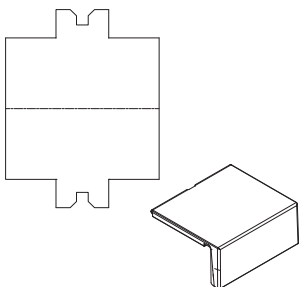
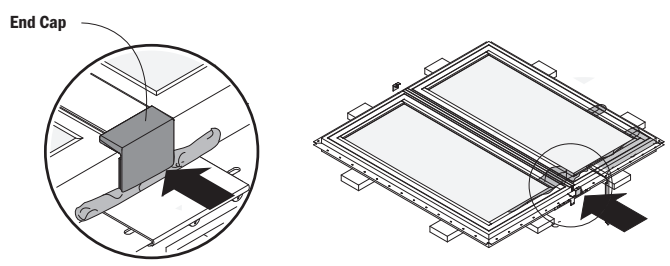
100 Series Gliding Windows (2008 to Present)

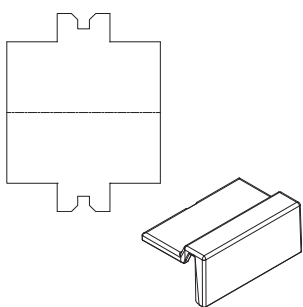

Standard and Custom Windows

Joining Components

Gasket - Nailing Flange		
Note: Used to create a continuous installation flange across mullled units.		
		Order No. 9198343

Screw - Gusset Plate		
Note: Used to fasten reinforced, easy connect and non-reinforced gusset plates.		
	Description #8 x 3/4" Flat Head	Order No. 9199428

End Cap Kit (August 2019 - Present)			
Note: Kit includes two end caps and two flange gaskets. Used for end sealing mull joins.			
		Color	Order No.
		White	9180195
		Terratone®	9180199
		Sandtone	9180198
		Dark Bronze	9180197
		Black	9180196

End Cap Kit - Stucco Key (May 2021 - Present)			
Note: Kit includes two end caps and two flange gaskets. Used for end sealing mull joins.			
		Color	Order No.
		White	9186537
		Terratone®	9186541
		Sandtone	9186540
		Dark Bronze	9186539
		Black	9186538

Joining Components

Non-Reinforced Joining Components *(August 2019 - Present)*

Note:

Contains non-reinforced components for one-way non-reinforced joining and non-reinforced portion of two-way joins. See [Joining Guide 9014080](#) for one-way non-reinforced joining. See [Joining Guide 9179728](#) and [Joining Guide 9179729](#) for two-way joining.

Kits are configured through iQ+. See [Drip Cap](#) options.

Window Mull Hardware Kit *(August 2019 - Present)*

Note:

Complete hardware kit for one-way non-reinforced joining only. Used in 1 3/8" standard and flangeless frames.

	Hardware Kit Includes: (2) Gusset Plates (2) End Caps (2) Flange Gaskets Fasteners Joining Guide 9014080	Color	Order No.			
			Interior White	Interior Sandtone	Interior Dark Bronze	Interior Black
		Exterior White	9180575	9180573	-	-
		Exterior Terratone®	9180579	-	-	-
		Exterior Sandtone	9180578	9180574	-	-
		Exterior Dark Bronze	9180577	-	9180580	-
Exterior Black	9180576	-	-	9180581		

Window Mull Hardware Kit - Stucco Frame *(May 2021 - Present)*

Note:

Complete hardware kit for one-way non-reinforced joining only. Used in 1" stucco key frames.

	Hardware Kit Includes: (2) Gusset Plates (2) Stucco Key End Caps (2) Flange Gaskets Fasteners Joining Guide 9014080	Color	Order No.			
			Interior White	Interior Sandtone	Interior Dark Bronze	Interior Black
		Exterior White	9186543			
		Exterior Terratone®	9186547			
		Exterior Sandtone	9186546	9186542		
		Exterior Dark Bronze	9186545		9186548	
Exterior Black	9186544			9186549		

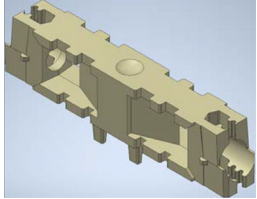
Gusset Plate Kit *(June 2023 - Present)*



	Kit Includes: (2) Gusset Plates (24) Fasteners	Order No.
		9180201

100 Series Gliding Windows (2008 to Present)

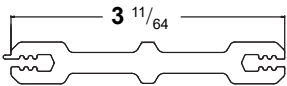
Standard and Custom Windows


Joining Components

Non-Reinforced Plug Kit (August 2019 - Present)	
Note: Used in two-way joining only. Includes non-reinforced plugs, two way joining part and installation guide.	
	Order No.
	9180200

Screw - Joining Kit (2012 - Present)								
Note: Kit includes 16 -2 inch & 16 -2-3/4 inch fasteners. Used when joining units together through fiberglass joining strip.								
 <p>#8 x 2" Bugle Head Screw</p>  <p>#8 x 2-3/4" Bugle Head Screw</p>	Order No.							
	<table border="1" style="width: 100%; text-align: center;"> <thead> <tr> <th style="background-color: #e6f2ff;">White</th> <th style="background-color: #d9ead3;">Sandtone</th> <th style="background-color: #f4cccc;">Dark Bronze</th> <th style="background-color: #f4cccc;">Black</th> </tr> </thead> <tbody> <tr> <td>9180202</td> <td>9180205</td> <td>9180204</td> <td>9180203</td> </tr> </tbody> </table>	White	Sandtone	Dark Bronze	Black	9180202	9180205	9180204
White	Sandtone	Dark Bronze	Black					
9180202	9180205	9180204	9180203					

Screw - Joining (2012 - Present)														
Note: Individual screws used when joining units together through fiberglass joining strip.														
Description	Order No.													
	<table border="1" style="width: 100%; text-align: center;"> <thead> <tr> <th style="background-color: #e6f2ff;">White</th> <th style="background-color: #d9ead3;">Sandtone</th> <th style="background-color: #f4cccc;">Dark Bronze</th> <th style="background-color: #f4cccc;">Black</th> </tr> </thead> <tbody> <tr> <td>#8 x 2 3/4" Bugle Head</td> <td>9123376</td> <td>9123377</td> <td>9144615</td> <td>9144616</td> </tr> <tr> <td>#8 x 2" Bugle Head HD</td> <td>9123374</td> <td>9123375</td> <td>9144613</td> <td>9144614</td> </tr> </tbody> </table>	White	Sandtone	Dark Bronze	Black	#8 x 2 3/4" Bugle Head	9123376	9123377	9144615	9144616	#8 x 2" Bugle Head HD	9123374	9123375	9144613
White	Sandtone	Dark Bronze	Black											
#8 x 2 3/4" Bugle Head	9123376	9123377	9144615	9144616										
#8 x 2" Bugle Head HD	9123374	9123375	9144613	9144614										

Fiberglass Joining Strip - 95" Piece	
Note: Structural piece of the non-reinforced mull system used to join two units.	
	Order No.
	9123342

Gusset Plate (June 2023 - Present)	
	Order No.
	9199429

Joining Components

Reinforced Joining Components *(August 2019 - Present)*

Note:
See [Joining Guide 9179729](#). Kits are configured through iQ+. See [Drip Cap](#) options.

Joining Plate - Fiberglass *(August 2019 - Present)*

Note:
Structural mull component of the reinforced mull system that joins two units (one-way) or combination of units (two-way) together.

		Size	Order No.
		94 1/2	9178731
		118 1/2	9178732
		142 1/2	9178733

Alignment Spacer *(August 2019 - Present)*

Note:
Used to locate the joining plates on unit or combination.

		Size	Order No.
		144	9178736

Interior Cover *(August 2019 - Present)*

Note:
Used to cover the interior of the reinforced join.

		Color	72"	96"	144"
		White	9178751	9178754	9178758
		Sandtone	-	9178755	9178759
		Dark Bronze	9178753	9178757	9178761
		Black	9178752	9178756	9178760

Gusset Plate *(August 2019 - Present)*

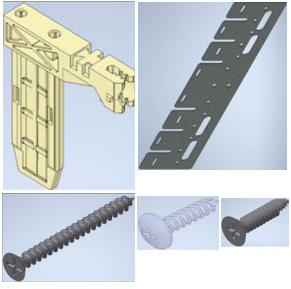
Note:
Used for factory assembled reinforced joins or field assembled reinforced joins.



		Type	Order No.
		Standard	9178743

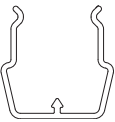
100 Series Gliding Windows (2008 to Present)

Standard and Custom Windows

Joining Components

Hardware Kit - Reinforced Joining		
Note: Used in Reinforced Two-Way joins. See Joining Guide 9179729 .		
	Kit Includes: (2) Reinforced Plug (2) Flat Gussets (24) #8 x 3/4" Flat Head Screws (4) #10 x 2" Flat Head Screws (32) #10 x 7/8" Truss Head Screws	Order No. 9180206

Screw - Joining		
	Description	Order No.
	#10 x 2" Flat Head	3621400
	#10-12 x 7/8" Truss Head	9178737

Bar - Stiffener (August 2019 - Present)		
Note: Used in Reinforced Mull Kits.		
		Order No. 9178746

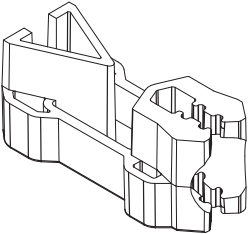
Joining Components

Reinforced Easy Connect Joining Components *(August 2019 - Present)*

Note:

See [Joining Guide 9183919](#). These are components specific to Easy Connect joining only. Review above sections for additional compatible mull components. See [Drip Cap](#) options.

Easy Connect Join-In-Opening Kit

	Kit Includes: (2) Join-In-Opening Plugs (1) Easy Connect Joining Guide	Order No.

End Plug *(August 2019 - Present)*

Note:

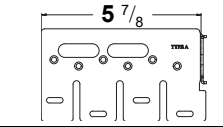
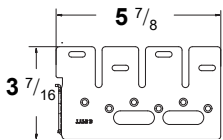
Part of Easy Connect Field Kit. Used to seal ends of Easy Connect joins.

		Order No.
		9178747

Gusset Plate *(August 2019 - Present)*

Note:

Used for factory prepped joins (JPR, JPL, JPLR, JPH, JPS and JPHS) only.

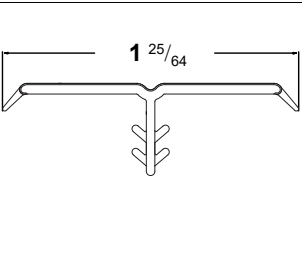
		Type	Order No.
		A	9178744
		B	9178745


100 Series Gliding Windows (2008 to Present)

Standard and Custom Windows

Joining Components

Vintage Joining Components (2012 - July 2019)					
Vintage Window Mull Hardware Kit (2012 - July 2019)					
	Color	Order No.			
		Interior White	Interior Sandtone	Interior Dark Bronze	Interior Black
Exterior White		9130457	9130451	-	-
Exterior Terratone®		9130462	9130456	-	-
Exterior Sandtone		9130461	9130455	-	-
Exterior Cocoa Bean		9130459	9130453	-	-
Exterior Dark Bronze		9130460	9130454	9144650	-
Exterior Black		9130458	9130452	-	9144651

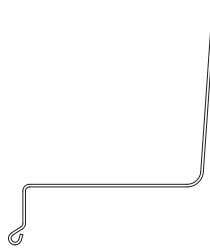
Interior/Exterior Trim - 96" Piece (2012 - July 2019)			
Note: Used June 2012 to July 2019. See page 33 for previous vintage in Service Replacement section (TSM approval).			
		Color	Order No.
		White	9123400
		Terratone®	9123415
		Sandtone	9123412
		Cocoa Bean	9123406
		Dark Bronze	9123409
		Black	9123403

End Cap (2012 - July 2019)			
		Color	Order No.
		White	9123306
		Terratone®	9123311
		Sandtone	9123310
		Cocoa Bean	9123308
		Dark Bronze	9123309
		Black	9123307

Joining Components

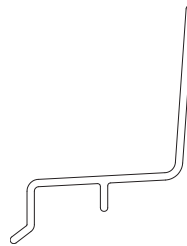
Drip Caps

Universal Drip Cap



Color	72"	95 1/2"	120"	151"
	Order No.	Order No.	Order No.	Order No.
White	2222525	3884233	2222546	2222555
Terratone®	2222528	3884234	2222549	2222557
Sandtone	2222530	3884235	2222551	2222559
Cocoa Bean	9003118	9003087	9003128	9003132
Dark Bronze	9020502	9103993	9020504	9020506
Black	9003561	9125949	9003569	9003577

Universal Drip Cap / 1" Stucco Key Frame



Color	72"	95 1/2"	120"	151"
	Order No.	Order No.	Order No.	Order No.
White	9130416	9130417	9130414	9130415
Terratone®	9130436	9130437	9130434	9130435
Sandtone	9130432	9130433	9130430	9130431
Cocoa Bean	N/A	N/A	N/A	9130423
Dark Bronze	9130428	9130429	9130426	9130427
Black	9130420	9130421	9130418	9130419

100 Series Gliding Windows (2008 to Present)

Service Replacement

Service Replacement Only Parts

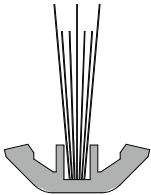
Service Replacement Only Parts

Note:

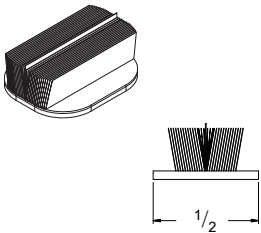
This section is specifically designed for parts that should only be ordered if a Territory Service Manager/Service Provider Company has requested them to be ordered or if the customer agrees to also pay for a non-warranty repair/replace service job (subject to availability) for these parts to be installed. We do not recommend anyone other than a trained AW employee or Service Provider install these parts due to the complexity of installation, modifications required for installation and/or requirement of special tools.

Weatherstrip

Weatherstrip - Tri Fin

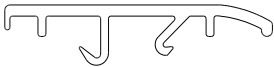
		Length	Order No.
		8'	9130399
		50'	9130398

Dust Pad / Minor - Lower Check



	<p>Note: Use to fill void if pile weatherstrip is separated.</p>	Dimensions (w x h)	Order No.
		1/2 x 7/32	3020332

Sash Components - Miscellaneous

Cover

	<p>Note: Replacement sash covers are made to order.</p> <p><i>To order, state:</i></p> <ol style="list-style-type: none"> 1. Description of part (Sash cover) 2. Product ID (from product label, see Service Guide 9051877) 3. Manufactured date 4. Color 	
---	--	--

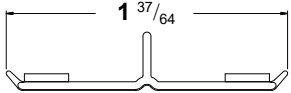
Service Replacement Only Parts

Spacers			
Spacers - Keeper Shim			
		Color	Order No.
		White	9130537
		Sandtone	9130534
Spacers - Lock Shim			
		Color	Order No.
		White	9130535
		Sandtone	9130536
		Dark Bronze	9144659
		Black	9144660


100 Series Gliding Windows (2008 to Present)

Service Replacement

Service Replacement Only Parts

Trim Strip			
Interior/Exterior Trim with VHB Tape Applied - 96" Piece			
Note: Used through May 2012.			
		Color	Order No.
		White	9130553
		Terratone®	9130558
		Sandtone	9130557
		Cocoa Bean	9130555
		Dark Bronze	9130556

Spacer			
Setting Block			
		Dimensions	Order No.
		1/8" x 1" x 4"	9047443
		1/8" x 7/8" x 3"	9046289
		1/16" x 7/8" x 2 1/4"	9123258

Glazing Bead			
Glazing Bead / 8'			
Note: 96" lineal length.			
		Color	Order No.
		White	9130404
		Terratone®	9130409
		Sandtone	9130408
		Cocoa Bean	9130406
		Dark Bronze	9130407
Black	9130405		

Grille / Vinyl

Exterior/Interior Grille with tape / Vinyl / 3/4" W

Note:
3/4" wide.

	Color	72"	108"
	White	9178882	9173962
	Terratone®	9178884	9173964
	Sandtone	9178883	9173963
	Cocoa Bean	9178885	9173965
	Dark Bronze	9178886	9173966
	Black	9178887	9173967

Exterior/Interior Grille with tape / Vinyl / 2 1/4" W

Note:
2 1/4" wide.

	Color	72"	108"
	White	9178899	9173979
	Terratone®	9178894	9173974
	Sandtone	9178895	9173975
	Cocoa Bean	9178897	9173977
	Dark Bronze	9178896	9173976
	Black	9178898	9173978

817 Mull Repair

Adhesive - Dual Pack Injector

	Order No.
	9180322

Dispensing Gun - 2 Part Adhesive Application

	Order No.
	9068754

Nozzle - Straight Tip

	Order No.
	9053806

100 Series Gliding Windows (2008 to Present)


Flush Fin Mull Components

Bent Interior Flat Trim Kits (April 2023 - Present)

Note:

Made to order kits for flush fin specialty shapes individual units & specialty shapes mulls. Specific unit dimensions required - use product ID label or service technician to measure correct dimensions.

Check e-mail for drw



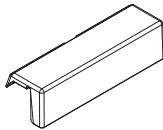
Order No.

Configured

End Cap - Flush Fin (April 2023 - Present)

Note:

Used on flush fin mull.



Color

Order No.

White

9185751

Terratone®

9185755

Sandtone

9185752

Dark Bronze

9185754

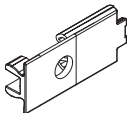
Black

9185753

End Plug - Flush Fin (April 2023 - Present)

Note:

Used for end sealing flush fin mull.



Order No.

9185756

Service Replacement Only Parts
