

**What's in This Section**

<b>Standard and Custom Windows</b> .....	<b>Page 3</b>
<b>Parts Illustration</b> .....	<b>3</b>
Parts Illustration - Standard Window .....	3
Color Options Exterior .....	4
Color Options Interior .....	4
<b>Unit Sizes</b> .....	<b>5</b>
Standard and Custom Window Sizes .....	5
100 Series Product Label .....	5
Unit Size Chart - Standard Windows .....	6
<b>Product History</b> .....	<b>8</b>
Milestones .....	8
<b>Sash</b> .....	<b>9</b>
Sash Illustration .....	9
Sash Options .....	10
Sash Parts .....	11
Weatherstrip .....	12
Glazing Beads .....	12
<b>Glass</b> .....	<b>13</b>
Glass .....	13
<b>Insect Screen</b> .....	<b>14</b>
Insect Screen .....	14
Insect Screen Parts ( <i>January 2019 - Present</i> ) .....	15
Vintage Insect Screen Parts ( <i>2008 - December 2018</i> ) .....	15
<b>Hardware</b> .....	<b>16</b>
Operators .....	16
Hinge Kits .....	17
Hinge Parts .....	18
Hardware Packs .....	19
Handle Parts .....	19
Lock Components .....	20
Hardware Parts .....	23
Hinge Kits for Stationary Sash .....	24
Opening Control Device .....	25
Fasteners ( <i>April 2015 - Present</i> ) .....	26
Vintage Fasteners ( <i>2008 - April 2015</i> ) .....	27
<b>Frames</b> .....	<b>28</b>
Frame Assembly .....	28

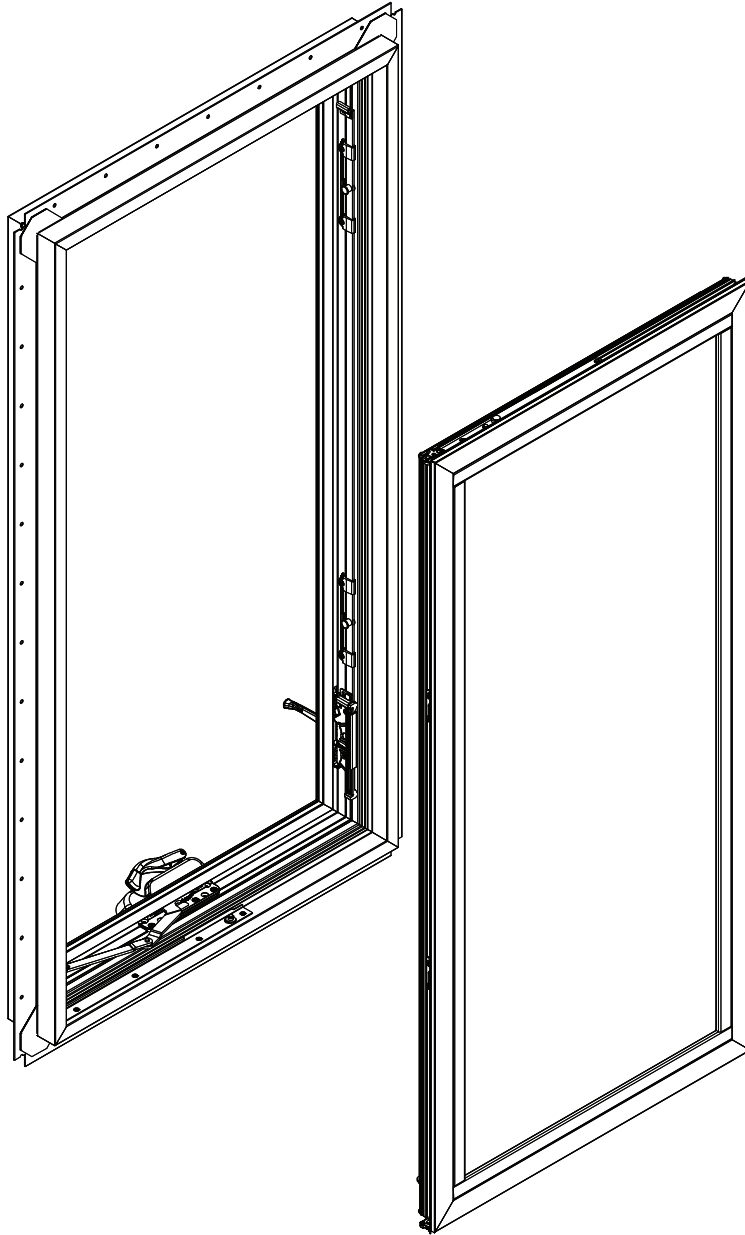
Frames .....	29
Exterior Trim Components .....	29
Frame Parts .....	30
<b>Joining Components .....</b>	<b>31</b>
Joining Components - All Mull Systems .....	31
Non-Reinforced Joining Components ( <i>August 2019 - Present</i> ) .....	33
Reinforced Joining Components ( <i>August 2019 - Present</i> ) .....	35
Reinforced Easy Connect Joining Components ( <i>August 2019 - Present</i> ) .....	37
Vintage Joining Components ( <i>2012 - July 2019</i> ) .....	38
Drip Caps .....	39
<b>Service Replacement .....</b>	<b>Page 41</b>
<b>Service Replacement Only Parts .....</b>	<b>41</b>
Service Replacement Only Parts .....	41
Trim Strip .....	41
Shim .....	41
Spacer .....	41
Glazing Bead .....	42
Weatherstrip .....	42
Retainer / Lock Bezel .....	42
Opening Control Device Kit .....	43
Track / Corrosion Resistant .....	43
Grille / Vinyl .....	44
817 Mull Repair .....	44
Flush Fin Mull Components .....	45

# 100 Series Casement Windows (2008 to Present)

Standard and Custom Windows

Parts Illustration

## Parts Illustration - Standard Window



Manufactured 2008 to Present

**100 Series Casement Window Unit Parts**

*Unit viewed from exterior.*

## Parts Illustration

### Color Options Exterior

**Note:**

Cocoa Bean exterior discontinued in June 2018.




White



Sandtone



Terratone



Cocoa  
Bean




Dark  
Bronze




Black

### Color Options Interior



White



Sandtone



Dark  
Bronze



Black

# 100 Series Casement Windows (2008 to Present)

Standard and Custom Windows

## Unit Sizes

### Standard and Custom Window Sizes

**Note:**

100 Series Casement Windows are available in standard sizes (see standard size charts, [page 6](#)). Replacement parts for some standard windows can be ordered using the numbers listed in this catalog. Many replacement parts for standard windows are made to order. These items are ordered using the Product ID found on the identification label and a description of the part needed. See [Service Guide 9051877](#).

100 Series Casement Windows are also available in custom sizes in 1/8" increments between the smallest and the largest standard sizes. Most replacement parts for custom-sized windows are made to order and can be ordered with the Product ID found on the identification label and a description of the part needed. See [Service Guide 9051877](#).

### 100 Series Product Label

**Note:**

Every 100 Series Casement Window will have an identification label or glass etching containing a unique Product ID. The Product ID on 100 Series Casement Windows will be located at the top of the window frame or etched into the glass. See [Service Guide 9051877](#). The Product ID may be up to 14 digits long (excluding hyphens), depending on the age of the unit. Replacement parts will also get their own unique Product ID. When ordering replacement parts, providing the Product ID ensures that replacement parts match the specifications.

## Unit Sizes

### Unit Size Chart - Standard Windows

**Note:**

Unit Dimension refers to overall outside-to-outside frame. Unobstructed Glass refers to visible glass dimensions.

See unit [Product Details](#)

See [Measuring Visible Glass Video](#).

#### Casement - Single

Unit Dimension	1'-5 1/2"	1'-11 1/2"	2'-5 1/2"	2'-11 1/2"
<b>Rough Opening</b>	1'-6"	2'-0"	2'-6"	3'-0"
<b>Unobstructed Glass</b>	11 1/4"	1'-5 1/4"	1'-11 1/4"	2'-5 1/4"
	(445) (457) (286)	(597) (610) (438)	(749) (762) (591)	(902) (914) (743)
1'-11 1/2"	(597)	(610)	(438)	
2'-5 1/2"	(749)	(762)	(591)	
2'-11 1/2"	(902)	(914)	(743)	
3'-5 1/2"	(1054)	(1067)	(895)	
3'-11 1/2"	(1207)	(1219)	(1048)	
4'-5 1/2"	(1359)	(1372)	(1200)	
4'-11 1/2"	(1511)	(1524)	(1353)	
5'-5 1/2"	(1664)	(1676)	(1505)	
5'-11 1/2"	(1816)	(1829)	(1657)	
	1620	2020	2620	3020
	1626	2026	2626	3026
	1630	2030	2630	3030
	1636	2036	2636	3036
	1640	2040	2640	3040
	1646	2046	2646	3046
	1650	2050	2650	3050
	1656	2056	2656	3056
	1660	2060	2660	3060

#### Casement - Transom

Unit Dimension	2'-11 1/2"	3'-5 1/2"	3'-11 1/2"	4'-5 1/2"	4'-11 1/2"	5'-5 1/2"	5'-11 1/2"
<b>Rough Opening</b>	3'-0"	3'-6"	4'-0"	4'-6"	5'-0"	5'-6"	6'-0"
	(914)	(1067)	(1219)	(1372)	(1524)	(1676)	(1829)
11 1/2"	(292)						
15 1/2"	(445)						
1'-6"	(457)						
1'-11 1/2"	(597)						
2'-0"	(610)						
	1610-2	1910-2	2010-2	2310-2	2610-2	2910-2	3010-2
	1616-2	1916-2	2016-2	2316-2	2616-2	2916-2	3016-2
	1620-2	1920-2	2020-2	2320-2	2620-2	2920-2	3020-2

#### Casement - Double

Unit Dimension	1'-11 1/2"	2'-5 1/2"	2'-11 1/2"	3'-5 1/2"	3'-11 1/2"	4'-5 1/2"	4'-11 1/2"	5'-5 1/2"	5'-11 1/2"
<b>Rough Opening</b>	2'-0"	2'-6"	3'-0"	3'-6"	4'-0"	4'-6"	5'-0"	5'-6"	6'-0"
	(610)	(762)	(914)	(1067)	(1219)	(1372)	(1524)	(1676)	(1829)
1'-11 1/2"	(597)								
2'-0"	(610)								
2'-5 1/2"	(749)								
2'-11 1/2"	(902)								
3'-5 1/2"	(1054)								
3'-11 1/2"	(1207)								
4'-5 1/2"	(1359)								
4'-11 1/2"	(1511)								
5'-5 1/2"	(1664)								
5'-11 1/2"	(1816)								
	1620-2	1920-2	2020-2	2320-2	2620-2	2920-2	3020-2		
	1626-2	1926-2	2026-2	2326-2	2626-2	2926-2	3026-2		
	1630-2	1930-2	2030-2	2330-2	2630-2	2930-2	3030-2		
	1636-2	1936-2	2036-2	2336-2	2636-2	2936-2	3036-2		
	1640-2	1940-2	2040-2	2340-2	2640-2	2940-2	3040-2		
	1646-2	1946-2	2046-2	2346-2	2646-2	2946-2	3046-2		
	1650-2	1950-2	2050-2	2350-2	2650-2	2950-2	3050-2		
	1656-2	1956-2	2056-2	2356-2	2656-2	2956-2	3056-2		
	1660-2	1960-2	2060-2	2360-2	2660-2	2960-2	3060-2		

### 100 Series Casement Standard Window Sizes

Unit viewed from exterior.

# 100 Series Casement Windows (2008 to Present)

Standard and Custom Windows

## Unit Sizes

### Unit Size Chart - Standard Windows

**Note:**

Unit Dimension refers to overall outside-to-outside frame. Unobstructed Glass refers to visible glass dimensions.

See unit [Product Details](#).

See [Measuring Visible Glass Video](#).

#### Casement - Transom

Unit Dimension	5'-11 1/2"	7'-11 1/2"	9'-11 1/2"	11'-11 1/2"
(1816)	(2426)	(3035)	(3645)	
Rough Opening	6'-0"	8'-0"	10'-0"	12'-0"
(1829)	(2438)	(3048)	(3658)	

11 1/2" (292) 1'-0" (305)				
15 1/2" (445) 1'-6" (457)				
1'-11 1/2" (597) 2'-0" (610)				

#### Casement - Triple

1'-11 1/2" (597) 2'-0" (610)				
2'-5 1/2" (749) 2'-6" (762)				
2'-11 1/2" (902) 3'-0" (914)				
3'-5 1/2" (1054) 3'-6" (1067)				
3'-11 1/2" (1207) 4'-0" (1219)				
4'-5 1/2" (1359) 4'-6" (1372)				
4'-11 1/2" (1511) 5'-0" (1524)				
5'-5 1/2" (1664) 5'-6" (1676)				
5'-11 1/2" (1816) 6'-0" (1829)				

### 100 Series Casement Window Unit Sizes

## Product History

---

### Milestones

- 2017** EASI clip introduced.
- 2016** Dark Bronze exterior/interior color introduced.
- 2013** Window opening control device introduced.
- 2013** Black exterior and sandtone interior colors introduced.
- 2012** Extension jamb flanges introduced.
- 2011** Custom sizes for double and triple windows introduced.
- 2010** Drip cap for 1" stucco flange introduced.
- 2008** Casement Windows introduced.

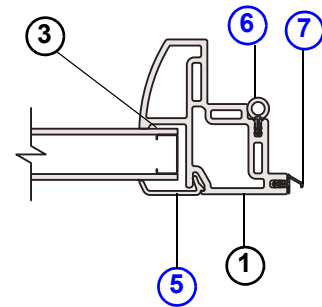

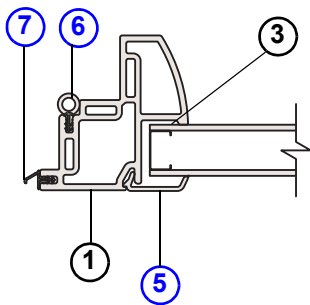
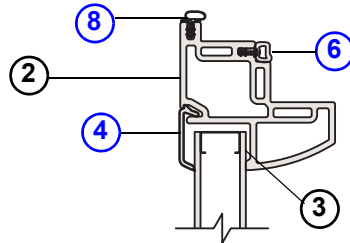


# 100 Series Casement Windows (2008 to Present)

Standard and Custom Windows

## Sash

### Sash Illustration

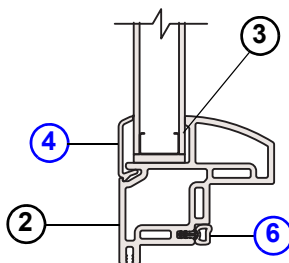


1. Rail
2. Stile
3. Silicone Glazing

4. [Glazing Beads-Rail](#)
5. [Glazing Beads-Stile](#)

6. [Weatherstrip-Primary](#)
7. [Weatherstrip-Leaf](#)

8. [Weatherstrip-Top Rail Bulb](#)




# Sash

**Sash Options**


**Sash**

**Glass Logo**


Low-E




Low-E SmartSun™



Low-E HeatLock™



Low-E SmartSun™ HeatLock™



**Tempered Logo**

TEMPERED UA  
16 CFR 1201.11  
ANSI Z97.1 2009

SGCC XXXX  
CIG-XX Xmm MM/DD/YR  
CAN/CGSB 12.1-M9 0

**Note:**  
Replacement sash for standard windows are made to order.  
Stationary units - order a replacement sash not glass for units made after 7/23/2010.  
See sash [Product Details](#), [Service Guide 9044913](#), [Service Guide 902049](#) and [Replacement Video](#).





**Exterior color options:** White, Sandtone, Terratone, Cocoa Bean, Dark Bronze, Black

**Interior finish options:** White, Sandtone, Dark Bronze, Black








**Glass options:** (See Logo example): Twelve (12) primary glazing options. Glazings also available in an STC upgrade package. If tempered, logo can be located in any corner other than the AW logo location.

<b>Low-E</b>	<b>Low-E Tempered</b>	Low-E Obscure	Low-E Tempered Obscure
<b>Low-E SmartSun™</b>	<b>Low-E SmartSun™ HeatLock</b>	Low-E SmartSun™ Obscure	Low-E SmartSun™ Tempered Obscure
<b>Low-E HeatLock</b>	Low-E HeatLock Tempered	Low-E SmartSun™ HeatLock Tempered	Dual Pane Insulated

**Grille types:** Four (4) primary grille types

Finelight (Between the Glass) 	Finelight (Between the Glass w/Exterior Grilles) 	Full Divided Light 	Simulated Divided Light 
--	---	---	--

**Grille patterns:** Seven (7) primary grille patterns

 Colonial	 Modified Colonial	 Prairie A	 Victorian
 Specified Equal Lite	 Short Fractional	 Tall Fractional	

**To order, state:**

- Description of part (Sash)**
- Product ID (from product label, see [Service Guide 9051877](#).)**
- Manufacturing date**

# 100 Series Casement Windows (2008 to Present)

Standard and Custom Windows

## Sash

### Sash Parts

**Note:**

Stud bracket used with [Split Arm](#) operator. Sash Track as well as Stud Bracket used with [Dual Arm](#) operator.

#### Stud Bracket

**Note:**


Secured to sash. Handed as unit is handed.

	<b>Order No.</b>	
	<b>Standard</b>	
	<b>Left</b>	<b>Right</b>
	9123263	9123261
	<b>Corrosion Resistant</b>	
	<b>Left</b>	<b>Right</b>
9123262	9123260	

#### Sash Track - Dual Arm Operator

**Note:**

Secured to sash. Universal for right and left hand operators. [Screws](#) are ordered separately.



	<b>Order No.</b>	
	<b>Standard</b>	<b>Corrosion Resistant</b>
	9123397	9123396

## Sash


### Weatherstrip

#### Sash Weatherstrip - Primary (August 24, 2015 - present) Ref. No. 6 [page 9](#)


**Note:**  
Replaces previous vintages. Order length to cover entire perimeter of sash.

		<b>Length</b>		<b>Order No.</b>
		24'		9130394
		50'		9130393
		1500'		9133042

#### Sash Weatherstrip - Leaf Ref. No. 7 [page 9](#)


		<b>Length</b>		<b>Order No.</b>
		69 1/2"		9046300

#### Sash Weatherstrip - Top Rail Bulb Ref. No. 8 [page 9](#)

		<b>Length</b>		<b>Order No.</b>
		6'		9130392
		50'		9130391
		1500'		9133041

### Glazing Beads

#### Glazing Bead Ref. No. 4 & 5 [page 9](#)


	<p><b>Note:</b> Replacement glazing beads are made to order.</p> <p><i>To order, state:</i></p> <ol style="list-style-type: none"> <li><b>Description of part (Glazing Bead)</b></li> <li><b>Unit size and handing</b></li> <li><b>Orientation of replacement part (top, bottom, left or right). Each piece must be ordered separately</b></li> <li><b>Product ID (from product label, see <a href="#">Service Guide 9051877</a>)</b></li> <li><b>Manufactured date</b></li> </ol>
---	--

**Glass**


**Glass Only**

**Glass Logo**


Low-E




Low-E SmartSun™



Low-E HeatLock™



Low-E SmartSun™ HeatLock™



**Tempered Logo**





TEMPERED  
1 6 CFR 1201 II  
ANSI Z97.1-2009  
SGCC XXXX  
CIG-XX Xmm MM/DD/YR  
CAN/CGSB 12.1-M90

**Note:**  
Order replacement glass not a sash for stationary units made prior to 7/23/2010.  
Glass ships with glazing bead. See [Service Guide 9000597](#) for glass replacement.








**Glass options:** (See Logo examples): Twelve (12) primary glazing options. Glazings also available in an STC upgrade package. If tempered, logo can be located in any corner other than the AW logo location.

Low-E	Low-E Tempered	Low-E Obscure	Low-E Tempered Obscure
Low-E SmartSun™	Low-E SmartSun™ HeatLock	Low-E SmartSun™ Obscure	Low-E SmartSun™ Tempered Obscure
Low-E HeatLock	Low-E HeatLock Tempered	Low-E SmartSun™ HeatLock Tempered	Dual Pane Insulated

**Grille types:** Four (4) primary grille types

Finelight (Between the Glass)	Finelight (Between the Glass w/Exterior Grilles)	Full Divided Light	Simulated Divided Light
			





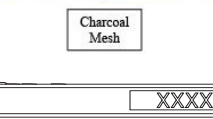

**Grille patterns:** Four (4) primary grille patterns

 Colonial	 Modified Colonial	 Prairie A	 Victorian
 Specified Equal Lite	 Short Fractional	 Tall Fractional	

**To order, state:**

1. Description of part (Glass)
2. Product ID (from product label, see [Service Guide 9051877](#))
3. Manufactured date

## Insect Screen

<b>Insect Screen</b>		
<b>Insect Screen Assembly</b>		
	<div style="text-align: center;">  <p><b>Vintage fastener</b></p> </div> <div style="text-align: center; margin-top: 20px;">  <p><b>TruScene® fastener</b> <i>(2008 - Present)</i></p> <p><b>Standard fastener</b> <i>(February 2019 - Present)</i></p> </div> <div style="text-align: center; margin-top: 20px;">  <p>Silver Mesh</p> </div> <div style="text-align: center; margin-top: 20px;">  <p>Charcoal Mesh</p> </div> <div style="text-align: center; margin-top: 20px;">  <p><b>Unit Size/ID Label</b></p> </div>	<p><b>Note:</b> Replacement screens are made to order. Screens manufactured after October 24, 2016 will use charcoal mesh as “standard”. Prior to this date silver mesh was used as “standard”.</p> <p>Metal wing-blade design used on all screens beginning in February 2019. All current/replacement screens use a wing blade fastener. Standard screens manufactured prior to 2019 used the vintage fastener. Vintage fasteners are no longer an option.</p> <p>See Dealer Bulletin 60-16 and 10-19 for more details.</p> <p><i>To order, state:</i></p> <ol style="list-style-type: none"> <li>1. <b>Generic order #9000405</b></li> <li>2. <b>Product ID</b> (from product label, see <a href="#">Service Guide 9051877</a>)</li> <li>3. <b>Manufacturing date, product description, manufacturing instructions.</b></li> </ol>

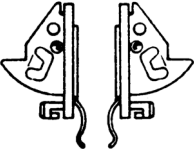
# 100 Series Casement Windows (2008 to Present)

Standard and Custom Windows

## Insect Screen

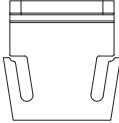
### Insect Screen Parts (January 2019 - Present)

#### Insect Screen Wing Blade Lock with Housing (Pair) (January 2019 - Present)

	Description	Color	Order No.
	1-A-15516	White	1693417
		Terratone®	2791264
		Sandtone	1191313
		Black	9014573
		Dark Bronze	9076928

### Vintage Insect Screen Parts (2008 - December 2018)

#### Insect Screen Wing Blade Lock with Housing (Pair) (2008 - December 2018)

	Description	Color	Order No.
		White	9142253
		Sandtone	9142254
		Black	9144677
		Dark Bronze	9144676

## Hardware

### Operators


**Note:**

See [Sash Track](#) (used with Dual Arm) and [Stud Bracket](#) (used with Split Arm as well as Dual Arm) in sash parts section.  
See [Replacement Video](#).

#### Operator - Dual Arm / Low Profile

**Note:**


Left Hand operator shown below.

	<b>Order No.</b>	
	<b>Standard</b>	
	<b>Left</b>	<b>Right</b>
	9046326	9046327
	<b>Corrosion Resistant</b>	
	<b>Left</b>	<b>Right</b>
	9046328	9046329

#### Operator - Split Arm / Low Profile

**Note:**

Left Hand operator shown below.  
Split Arm operator is also referred to as a Dyad operator.

	<b>Order No.</b>	
	<b>Standard</b>	
	<b>Left</b>	<b>Right</b>
	9046330	9046331
	<b>Corrosion Resistant</b>	
	<b>Left</b>	<b>Right</b>
	9046332	9046333



# 100 Series Casement Windows (2008 to Present)

Standard and Custom Windows

## Hardware

### Hinge Kits

**Note:**

Handing: RH unit (viewed from exterior hinge side) uses RH hinge kit for sill and LH hinge kit for head. LH unit (viewed from exterior hinge side) uses LH hinge kit for sill and RH hinge kit for head.

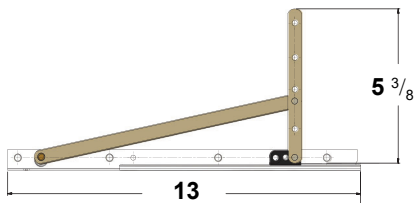
**Kit Includes:**

- (1) Maxim hinge track
- (1) Maxim hinge arm
- (8) Screws #7 x 3/4" Phil, FH Undercut SS 410

#### Casement Egress Hinge Kit

**Note:**

Use on 2640, 2646, 2650, 2656 and 2660 sizes. Corrosion resistant hinge has a stainless finish and can be checked with a magnet. Magnet will not stick to HCR hinge.



**Order No.**

**Standard**

**Left**

**Right**

9046336

9046337

**Corrosion Resistant/HCR**

**Left**

**Right**

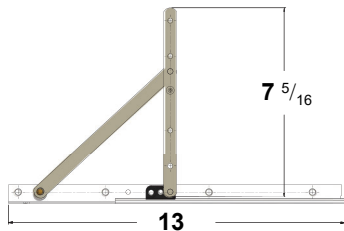
9046338

9046339

#### Casement Washability Hinge Kit

**Note:**

Use on all sizes **except** 2640, 2646, 2650, 2656 and 2660. Corrosion resistant hinge has a stainless finish and can be checked with a magnet. Magnet will not stick to HCR hinge.



**Order No.**

**Standard**

**Left**

**Right**

9046340

9046341

**Corrosion Resistant/HCR**

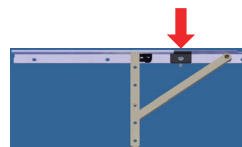
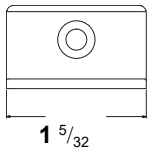
**Left**

**Right**

9046342

9046343

#### Casement Hinge Clip



**Order No.**

9142679

#### Hinge Adjustment Wrench

**Note:**

See [Service Guide 9031737](#). See PKD 0997 for additional detail.



**Order No.**

9006253

## Hardware

Hinge Parts		
Hinge Pin Kit - Support Bracket		
<b>Note:</b>		
		<b>Order No.</b> 9184704

# 100 Series Casement Windows (2008 to Present)

Standard and Custom Windows

## Hardware


### Hardware Packs

#### Hardware Pack / Operator (Cover and Handle)

**Note:**

See [Service Guide 9050359](#) for hardware pack replacement.

- RH hardware pack (Shown below) is used with RH units with Dual Arm Operators and LH units with Dyad / Split Arm Operators.
- LH hardware pack is used with LH units with Dual Arm Operators and RH units with Dyad / Split Arm Operators.

		<b>Color</b>	<b>Left Hand</b>	<b>Right Hand</b>
			<b>Order No.</b>	<b>Order No.</b>
		Dark Bronze	9144692	9144696
		Black	9144693	9144697
		Antique Brass	9144694	9144698
Satin Nickel	9144695	9144699		


### Handle Parts

#### Cover - Tango Operator

**Note:**

See [Service Guide 9050359](#) for cover replacement.

- RH cover (Shown below) is used with RH units with Dual Arm Operators and LH units with Dyad / Split Arm Operators.
- LH cover is used with LH units with Dual Arm Operators and RH units with Dyad / Split Arm Operators.

		<b>Color</b>	<b>Order No.</b>	
			<b>Left</b>	<b>Right</b>
		White	9123297	9123298
Sandtone	9123295	9123296		

#### Handle - Tango

**Note:**

See [Service Guide 9050359](#) for handle replacement.

- RH handle (Shown below) is used with RH units with Dual Arm Operators and LH units with Dyad / Split Arm Operators.
- LH handle is used with LH units with Dual Arm Operators and RH units with Dyad / Split Arm Operators

		<b>Color</b>	<b>Order No.</b>	
			<b>Left</b>	<b>Right</b>
		White	9123321	9123322
Sandtone	9123323	9123324		

## Hardware

### Lock Components

**Note:**

Fasteners from existing components may be needed to secure replacement part.

#### Lock Drive (April 2015 - Present)

		<b>Order No.</b>
		9133911

#### Lock Drive (2008 - April 2015)

		<b>Order No.</b>
		9046310

### Lock Handle

**Note:**



See [Service Guide 9050359](#) for handle replacement.

		<b>Color</b>	<b>Order No.</b>
		White	9046311
		Sandtone	9125946
		Black	9181457
		Dark Bronze	9181458
		Antique Brass	9191397
Satin Nickel	9191396		

### Lock Bezel

**Note:**

See [Service Guide 9050359](#) for bezel replacement. See [Service Video](#).


		<b>Color</b>	<b>Order No.</b>
		White	9181453
		Sandtone	9181454
		Black	9181455
		Dark Bronze	9181456
		Antique Brass	9191395
Satin Nickel	9191394		


# 100 Series Casement Windows (2008 to Present)

Standard and Custom Windows




## Hardware

Lock Keeper			
<b>Note:</b> Handing matches unit handing.			
		Order No.	
		Standard	
		Left	Right
		9046314	9046313
		Corrosion Resistant	
		Left	Right
9046316	9046315		

Tie/Lock-Bar - Universal / 2 Point (April 2015 - Present)				
<b>Note:</b> Universal. Used when <b>visible glass</b> height is < 21.25". When using the "standard" <b>size grid</b> this is the xx20 size.				
	<b>Length</b>	<b>Visible Glass Height</b>	Order No.	
	12 1/8	17 1/4 - 21 1/8	Standard	Corrosion Resistant
			9133912	9133913

Tie/Lock-Bar - Universal / 3 Point (April 2015 - Present)				
<b>Note:</b> Universal. Used when <b>visible glass</b> height is >= 21.25". When using the "standard" <b>size grid</b> this is the xx26 and taller sizes.				
	<b>Length</b>	<b>Visible Glass Height</b>	Order No.	
	16 1/8	21 1/4 - 27 1/8	Standard	Corrosion Resistant
	22 1/8	27 1/4 - 33 1/8	9133914	9133915
	28 1/8	33 1/4 - 39 1/8	9133916	9133917
	34 1/8	39 1/4 - 45 1/8	9133918	9133919
	40 1/8	45 1/4 - 51 1/8	9133920	9133921
	46 1/8	51 1/4 - 57 1/8	9133922	9133923
	52 1/8	57 1/4 - 63 1/8	9133924	9133925
	58 1/8	63 1/4 - 65 1/4	9133926	9133927
		9133928	9133929	

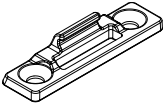
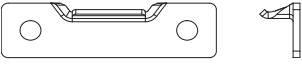
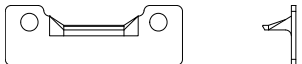



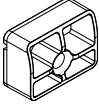

## Hardware

Tie/Lock-Bar - Universal / 1 Point (2008 - April 2015)						
 9 13/16"	Length	Visible Glass Height	Order No.			
			Standard	Corrosion Resistant		
	9 13/16	Up to 28 7/8	9123232	9123231		
Tie/Lock-Bar - Universal / 2 Point (2008 - April 2015)						
	Length	Visible Glass Height	Order No.			
			Standard	Corrosion Resistant		
			17 1/2	28 7/8 - 33 3/4	9123226	9123225
			22 1/2	33 7/8 - 46 3/4	9123234	9123233
35 1/2	46 7/8 - 53 3/4	9123228	9123227			
Tie/Lock-Bar - Universal / 3 Point (2008 - April 2015)						
	Length	Visible Glass Height	Order No.			
			Standard	Corrosion Resistant		
			42 1/2	53 7/8 - 64 3/4	9123236	9123235
53 1/2	64 7/8 - 65 1/4	9123230	9123229			

# 100 Series Casement Windows (2008 to Present)

Standard and Custom Windows

## Hardware

Hardware Parts			
<b>Snugger</b> (July 2010 to Present)			
<b>Note:</b> Secures to sash and frame. Size of unit determines the quantity (1-3) used.			
			<b>Order No.</b>
			3071403
<b>Compression Snubber - Sash</b> (Prior to July 2010)			
			<b>Order No.</b>
			N/A
<b>Compression Snubber - Frame</b> (Prior to July 2010)			
 			<b>Order No.</b>
			N/A
<b>Stationary Bracket and Clip Kit</b> (April 2015 to Present)			
<b>Kit Includes:</b> (8) Stationary sash clips (8) Stationary frame brackets See <a href="#">Service Guide 9044913</a> for sash replacement. See individual <a href="#">screws</a> not included with kit.			
 <p>Secures to Sash</p>  <p>Secures to Frame</p>			<b>Order No.</b>
			9138884
<b>Stationary Bracket and Clip Kit</b> (Prior to April 2015)			
<b>Kit Includes:</b> (8) Stationary sash clips (8) Stationary frame brackets			
		<b>Order No.</b>	
		9130024	
<b>Spacer - Stationary Sash</b>			
 			<b>Order No.</b>
			<b>Color</b>
			White
		Black	9123269

## Hardware

### Hinge Kits for Stationary Sash

**Note:**

Stationary sash use awning hinges and clips to secure the sash in the frame..

**Kit Includes:**

- (1) Hinge track, 14"
- (1) Hinge arm, 14"
- (8) Screws - #7 x 3/4" Phil, FH Undercut SS 410

#### Awning Hinge Kit - 14"

	<b>Order No.</b>	
	<b>Standard</b>	
	<b>Left</b>	<b>Right</b>
	9046304	9046305
	<b>Corrosion Resistant</b>	
	<b>Left</b>	<b>Right</b>
9046306	9046307	




# 100 Series Casement Windows (2008 to Present)

Standard and Custom Windows


## Hardware

### Opening Control Device

#### Opening Control Device Kit (July 2018 - Present)

	<p><b>Note:</b> Handing same as unit handing. Replaces all previous vintages. See <a href="#">Accessory Guide 9174180</a>.</p> <p><b>Kit Includes:</b> (1) Track assembly (1) Extension arm Assembly (1) Push button (6) Screws (1) Drill templates (Not shown) (1) Guide</p>		
			<b>Order No.</b>
		<b>Color</b>	<b>Left</b> <b>Right</b>
		White	9173742      9173739
	Stone	9173743      9173740	
	Black	9173744      9173741	


#### Opening Control Device - Track / Arm Kit

	<p><b>Note:</b> Handing same as unit handing.</p> <p><b>Kit Includes:</b> (1) Cam bracket assembly (1) Arm assembly (1) Screw Pack</p>		
		<b>Left</b>	<b>Right</b>
		9166471	9166470

#### Opening Control Device / Screw Pack

	<p><b>Pack Includes:</b> (1) Screw - 7 x 7/8" PH PH TYP A (5) Screws - 6 x 3/4" PH SMS SS18-8</p>	<b>Color</b>	<b>Order No.</b>
		Stone	9051889
		White	9051543
		Black	9152270

#### Opening Control Device / Release Button Kit


	<p><b>Kit Includes:</b> (1) Release button (1) Screw - 7 x 7/8" PH PH TYP A</p>	<b>Color</b>	<b>Order No.</b>
		Stone	9053848
		White	9053847
		Black	9152273

## Hardware

### Fasteners *(April 2015 - Present)*

<b>Screw <i>(April 2015 - Present)</i></b>			
<b>Note:</b> Use to secure operator, stud and stationary spacer.			
	<b>Description</b>	<b>Order No.</b>	
	#8-15 x 1" phillips flat hd. 18-8 SST17	9134930	
<b>Screw <i>(April 2015 - Present)</i></b>			
<b>Note:</b> Use to secure hinge, snubber, keeper, and Sash Track - Dual Arm.			
	<b>Description</b>	<b>Order No.</b>	
	#8-15 x 3/4" phillips flat hd 18-8 SST 17-	9168696	
<b>Screw <i>(April 2015 - Present)</i></b>			
<b>Note:</b> Use to secure frame hinge track.			
	<b>Description</b>	<b>Order No.</b>	
	#8-15 x 3/4" six-lobe undercut flat hd 18-8 SST 17	9140749	
<b>Screw <i>(April 2015 - Present)</i></b>			
<b>Note:</b> Use to secure lock, tie/lock bar and stationary sash clip.			
	<b>Description</b>	<b>Order No.</b>	
	#8-15 x 3/4" phillips pan head 18-8 SST 17	9134932	
<b>Screw - Installation</b>			
<b>Note:</b> Use for installation of gliding door, casement, awning and fixed products. Quantity of eight screws..			
	<b>Description</b>	<b>Color</b>	<b>Order No.</b>
	#8 x 3 1/2" Bugle Head, Coarse Thread	White	9179707
		Sandtone	9179708
		Dark Bronze	9179709
		Black	9179710
<b>Screw - Vent Limiter</b>			
<b>Note:</b> Use to secure vent limiter.			
	<b>Description</b>	<b>Order No.</b>	
	#7 x 5/8" pan head	9184494	

### Installation Clip Kit *(February 2023 - Present)*

<b>Note:</b> Use to secure unit. Kit includes installation clip, plastisol coated screws (4) and gasket.		
	<b>Description</b>	<b>Order No.</b>
		9179715

# 100 Series Casement Windows (2008 to Present)

Standard and Custom Windows

## Hardware

### Vintage Fasteners (2008 - April 2015)

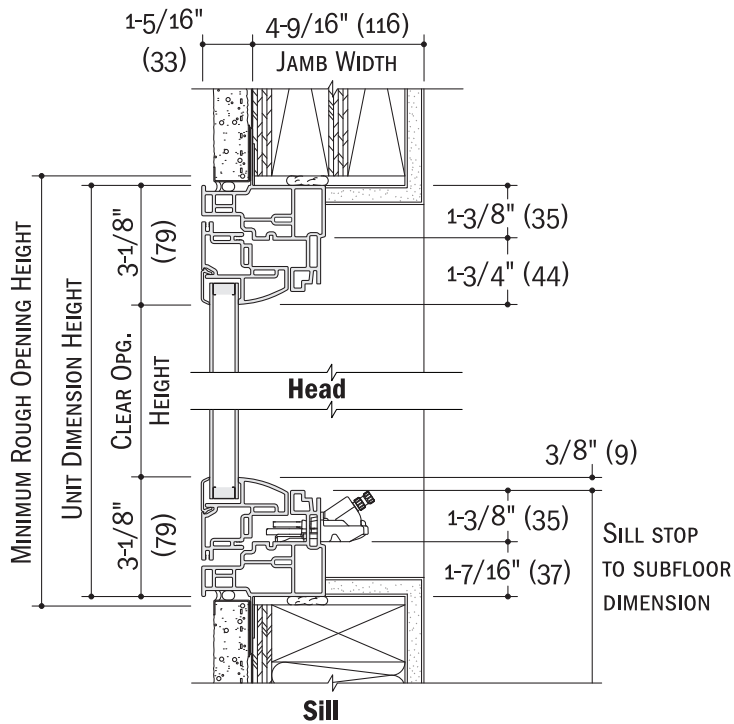
<b>Screw (2008 - April 2015)</b>		
<b>Note:</b> Use to secure keeper, hinge track, hinge arms, operator track, stationary bracket, stationary spacer. Use to secure snubbers used after 07/2010.		
	Description	Order No.
	#8-15 x 3/4" Phillips Flat Hd 18-8 SST 17	9168696
<b>Screw (2008 - April 2015)</b>		
<b>Note:</b> Use to install lock drive and tie/lock bars.		
	Description	Order No.
	#6 x 5/8" Pan Hd	9123381
<b>Screw (2008 - April 2015)</b>		
<b>Note:</b> Use to install operator and stud bracket. Use to secure snubbers used prior to 07/2010.		
	Description	Order No.
	#8 x 5/8" Flat Hd Sheet Metal Type A Zinc	9123383
<b>Screw (2008 - April 2015)</b>		
<b>Note:</b> Used to secure stationary sash clip.		
	Description	Order No.
	#8 x 5/8" Pan Head	9123382

## Frames

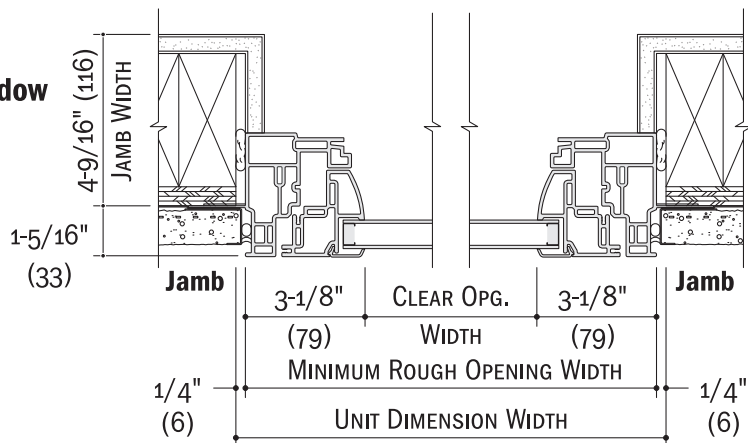
### Frame Assembly

**Note:**

See frame [Product Details](#)



**Vertical Section  
Casement or Awning Window**



**Horizontal Section  
Casement or Awning Window**

**100 Series Casement Window Frame Assembly**

# 100 Series Casement Windows (2008 to Present)

Standard and Custom Windows

## Frames

### Frames

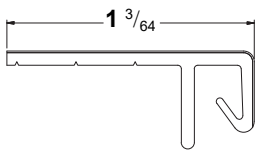
#### Frame

**Note:**

Replacement frames are not available. Replace complete unit assembly.

### Exterior Trim Components

#### 1" Exterior Frame / Sill Extender Trim Kit



**Note:**

Replacement exterior frame/sill extender trim kits are made to order.

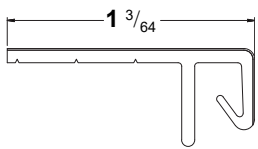
To order, state:

1. Generic order #9000405
2. Product ID (from product label, see [Service Guide 9051877](#))
3. Manufacturing date and product description

#### 1" Exterior Frame / Sill Extender Trim / Lineal Lengths

**Note:**

See [Installation Guide 9183351](#).

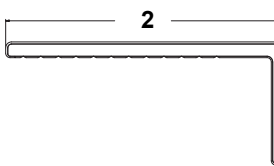


Color	PVC	
	72"	145 5/8"
White	9179668	9179673
Terratone®	9179670	9179675
Sandtone	9179669	9179674
Dark Bronze	9179671	9179676
Black	9179672	9179677

#### 2" Exterior Frame / Sill Extender Trim / Lineal Lengths

**Note:**

See [Installation Guide 9183351](#).

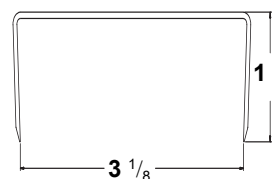


Color	Fibrex	
	72"	150"
White	9199138	9199143
Terratone®	9199142	9199147
Sandtone	9199141	9199146
Dark Bronze	9199140	9199145
Black	9199139	9199144

### Head Expander

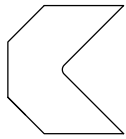

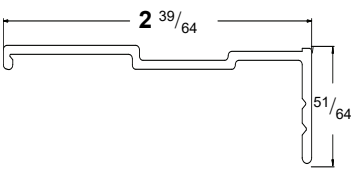


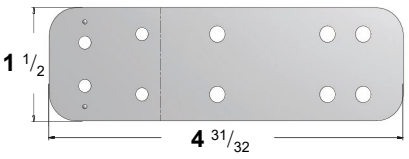

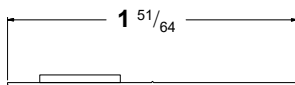
**Note:**

See [Installation Guide 9183352](#).



Exterior Color	Interior Color	Length	Order No.
White			48"
Dark Bronze		9199149	
Black		9199148	
Dark Bronze	White	9199150	
Black	White	9199151	

## Frames

Frame Parts				
Frame Corner Gasket				
		<b>Order No.</b>		
		9046291		
Sloped Sill Adaptor				
		<b>Color</b>	<b>Order No.</b>	
			<b>48"</b>	<b>96"</b>
		White	9130539	9130545
		Terratone®	9130544	9130550
		Sandtone	9130543	9130549
		Cocoa Bean	9130541	9130547
		Dark Bronze	9130542	9130548
Black	9130540	9130546		
Gasket - Operator				
<b>Note:</b> Sits underneath operator.				
		<b>Order No.</b>		
		9123319		
Jamb Clip				
		<b>Order No.</b>		
		9123272		
Gasket - Jamb Clip				
		<b>Order No.</b>		
		9123316		
Extension Jamb Attachment Flange				
<b>Note:</b> Quantity of 50. See <a href="#">Accessory Guide 9064334</a> .				
		<b>Order No.</b>		
		9130438		

# 100 Series Casement Windows (2008 to Present)

Standard and Custom Windows

## Joining Components

### Joining Components - All Mull Systems

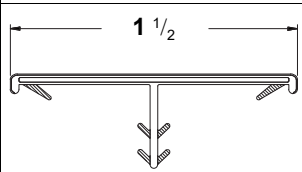
**Note:**

The following kits & components are used in **all** mull systems (non-reinforced, reinforced, easy connect). Refer to mulling installation guides for additional detail.

#### Exterior / Interior Trim (August 2019 - Present)

**Note:**

See [page 38](#) for previous vintage.

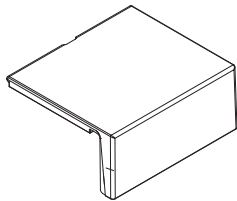


Color	60"	72"	96"	144"
Exterior White	9178715	9178716	9178717	9178718
Exterior Terratone®	-	-	9178729	9178730
Exterior Sandtone	-	-	9178719	9178720
Exterior Dark Bronze	9178725	9178726	9178727	9178728
Exterior Black	9178721	9178722	9178723	9178724

#### End Cap (August 2019 - Present)

**Note:**

Used in 1 3/8" standard and flangeless frames.

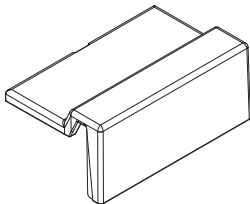


Color	Order No.
White	9178738
Terratone®	9178742
Sandtone	9178739
Dark Bronze	9178741
Black	9178740

#### End Cap - Stucco Key (May 2021 - Present)

**Note:**

Used in 1" stucco frame.



Color	Order No.
White	9185998
Terratone®	9186002
Sandtone	9185999
Dark Bronze	9186001
Black	9186000

## Joining Components

Gasket - Nailing Flange		
<b>Note:</b> Used to create a continuous installation flange across mullied units.		
		<b>Order No.</b>
		9198343

Screw - Gusset Plate		
<b>Note:</b> Used to fasten reinforced, easy connect and non-reinforced gusset plates.		
	<b>Description</b>	<b>Order No.</b>
	#8 x 3/4" Flat Head	9199428

End Cap Kit (August 2019 - Present)			
<b>Note:</b> Kit includes two end caps and two flange gaskets. Used for end sealing mull joins.			
		<b>Color</b>	<b>Order No.</b>
		White	9180195
		Terratone®	9180199
		Sandtone	9180198
		Dark Bronze	9180197
		Black	9180196

End Cap Kit - Stucco Key (May 2021 - Present)			
<b>Note:</b> Kit includes two end caps and two flange gaskets. Used for end sealing mull joins.			
		<b>Color</b>	<b>Order No.</b>
		White	9186537
		Terratone®	9186541
		Sandtone	9186540
		Dark Bronze	9186539
		Black	9186538



# 100 Series Casement Windows (2008 to Present)

Standard and Custom Windows

## Joining Components

### Non-Reinforced Joining Components (August 2019 - Present)

**Note:**

Contains non-reinforced components for one-way non-reinforced joining and non-reinforced portion of two-way joins. See [Joining Guide 9014080](#) for one-way non-reinforced joining. See [Joining Guide 9179728](#) and [Joining Guide 9179729](#) for two-way joining.

Kits are configured through iQ+. See [Drip Cap](#) options.

### Window Mull Hardware Kit (August 2019 - Present)

**Note:**

Complete hardware kit for one-way non-reinforced joining only. Used in 1 3/8" standard and flangeless frames.

	<b>Hardware Kit Includes:</b> (2) Gusset Plates (2) End Caps (2) Flange Gaskets Fasteners <a href="#">Joining Guide 9014080</a>	Color	Order No.			
			Interior White	Interior Sandtone	Interior Dark Bronze	Interior Black
		Exterior White	9180575	9180573	-	-
		Exterior Terratone®	9180579	-	-	-
		Exterior Sandtone	9180578	9180574	-	-
		Exterior Dark Bronze	9180577	-	9180580	-
		Exterior Black	9180576	-	-	9180581


### Window Mull Hardware Kit - Stucco Frame (May 2021 - Present)

**Note:**

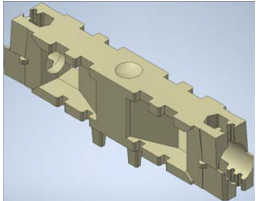
Complete hardware kit for one-way non-reinforced joining only. Used in 1" stucco key frames.



	<b>Hardware Kit Includes:</b> (2) Gusset Plates (2) Stucco Key End Caps (2) Flange Gaskets Fasteners <a href="#">Joining Guide 9014080</a>	Color	Order No.			
			Interior White	Interior Sandtone	Interior Dark Bronze	Interior Black
		Exterior White	9186543			
		Exterior Terratone®	9186547			
		Exterior Sandtone	9186546	9186542		
		Exterior Dark Bronze	9186545		9186548	
		Exterior Black	9186544			9186549

### Gusset Plate Kit (June 2023 - Present)

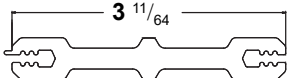
	<b>Kit Includes:</b> (2) Gusset Plates (24) Fasteners	Order No.
		9180201

## Joining Components

<b>Non-Reinforced Plug Kit</b> (August 2019 - Present)	
<b>Note:</b> Used in two-way joining only. Includes non-reinforced plugs, two way joining part and installation guide.	
	<b>Order No.</b>
	9180200

<b>Screw - Joining Kit</b> (2012 - Present)									
<b>Note:</b> Kit includes 16 -2 inch & 16 -2-3/4 inch fasteners. Used when joining units together through fiberglass joining strip.									
 <p>#8 x 2" Bugle Head Screw</p>  <p>#8 x 2-3/4" Bugle Head Screw</p>	<b>Order No.</b>								
	<table border="1"> <thead> <tr> <th>White</th> <th>Sandtone</th> <th>Dark Bronze</th> <th>Black</th> </tr> </thead> <tbody> <tr> <td>9180202</td> <td>9180205</td> <td>9180204</td> <td>9180203</td> </tr> </tbody> </table>	White	Sandtone	Dark Bronze	Black	9180202	9180205	9180204	9180203
	White	Sandtone	Dark Bronze	Black					
9180202	9180205	9180204	9180203						

<b>Screw - Joining</b> (2012 - Present)																
<b>Note:</b> Individual screws used when joining units together through fiberglass joining strip.																
<table border="1"> <thead> <tr> <th>Description</th> <th>White</th> <th>Sandtone</th> <th>Dark Bronze</th> <th>Black</th> </tr> </thead> <tbody> <tr> <td>#8 x 2 3/4" Bugle Head</td> <td>9123376</td> <td>9123377</td> <td>9144615</td> <td>9144616</td> </tr> <tr> <td>#8 x 2" Bugle Head HD</td> <td>9123374</td> <td>9123375</td> <td>9144613</td> <td>9144614</td> </tr> </tbody> </table>	Description	White	Sandtone	Dark Bronze	Black	#8 x 2 3/4" Bugle Head	9123376	9123377	9144615	9144616	#8 x 2" Bugle Head HD	9123374	9123375	9144613	9144614	<b>Order No.</b>
	Description	White	Sandtone	Dark Bronze	Black											
	#8 x 2 3/4" Bugle Head	9123376	9123377	9144615	9144616											
#8 x 2" Bugle Head HD	9123374	9123375	9144613	9144614												
	<table border="1"> <thead> <tr> <th>White</th> <th>Sandtone</th> <th>Dark Bronze</th> <th>Black</th> </tr> </thead> <tbody> <tr> <td>9123376</td> <td>9123377</td> <td>9144615</td> <td>9144616</td> </tr> <tr> <td>9123374</td> <td>9123375</td> <td>9144613</td> <td>9144614</td> </tr> </tbody> </table>	White	Sandtone	Dark Bronze	Black	9123376	9123377	9144615	9144616	9123374	9123375	9144613	9144614			
White	Sandtone	Dark Bronze	Black													
9123376	9123377	9144615	9144616													
9123374	9123375	9144613	9144614													

<b>Fiberglass Joining Strip - 95" Piece</b>	
<b>Note:</b> Structural piece of the non-reinforced mull system used to join two units.	
	<b>Order No.</b>
	9123342

<b>Gusset Plate</b> (June 2023 - Present)	
	<b>Order No.</b>
	9199429

# 100 Series Casement Windows (2008 to Present)

Standard and Custom Windows

## Joining Components

### Reinforced Joining Components (August 2019 - Present)

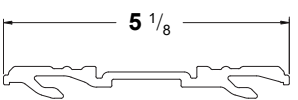
**Note:**

See [Joining Guide 9179729](#). Kits are configured through iQ+. See [Drip Cap](#) options.

### Joining Plate - Fiberglass (August 2019 - Present)

**Note:**

Structural mull component of the reinforced mull system that joins two units (one-way) or combination of units (two-way) together.

		<b>Size</b>	<b>Order No.</b>
		94 1/2	9178731
		118 1/2	9178732
		142 1/2	9178733

### Alignment Spacer (August 2019 - Present)

**Note:**

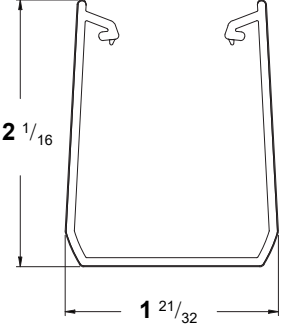
Used to locate the joining plates on unit or combination.

		<b>Size</b>	<b>Order No.</b>
		144	9178736

### Interior Cover (August 2019 - Present)

**Note:**

Used to cover the interior of the reinforced join.

		<b>Color</b>	<b>72"</b>	<b>96"</b>	<b>144"</b>
		White	9178751	9178754	9178758
		Sandtone	-	9178755	9178759
		Dark Bronze	9178753	9178757	9178761
		Black	9178752	9178756	9178760

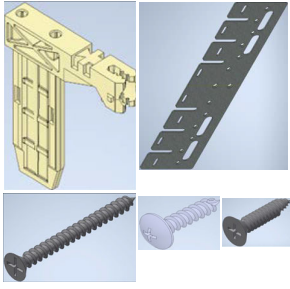
### Gusset Plate (August 2019 - Present)



**Note:**

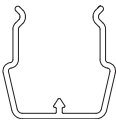
Used for factory assembled reinforced joins or field assembled reinforced joins.

		<b>Type</b>	<b>Order No.</b>
		Standard	9178743

## Joining Components

Hardware Kit - Reinforced Joining		
<p><b>Note:</b> Used in Reinforced Two-Way joins. See <a href="#">Joining Guide 9179729</a>.</p>		
	<p><b>Kit Includes:</b></p> <ul style="list-style-type: none"> <li>(2) Reinforced Plug</li> <li>(2) Flat Gussets</li> <li>(24) #8 x 3/4" Flat Head Screws</li> <li>(4) #10 x 2" Flat Head Screws</li> <li>(32) #10 x 7/8" Truss Head Screws</li> </ul>	<p><b>Order No.</b> 9180206</p>

Screw - Joining		
	Description	Order No.
	#10 x 2" Flat Head	3621400
	#10-12 x 7/8" Truss Head	9178737

Bar - Stiffener (August 2019 - Present)		
<p><b>Note:</b> Used in Reinforced Mull Kits.</p>		
		<p><b>Order No.</b> 9178746</p>

# 100 Series Casement Windows (2008 to Present)

Standard and Custom Windows

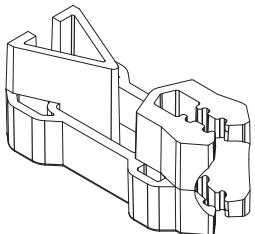
## Joining Components

### Reinforced Easy Connect Joining Components (August 2019 - Present)

**Note:**

See [Joining Guide 9183919](#). These are components specific to Easy Connect joining only. Review above sections for additional compatible mull components. See [Drip Cap](#) options.

#### Easy Connect Join-In-Opening Kit

	<b>Kit Includes:</b> (2) Join-In-Opening Plugs (1) Easy Connect Joining Guide	<b>Order No.</b>
		9180207

#### End Plug (August 2019 - Present)

**Note:**

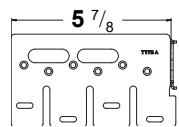
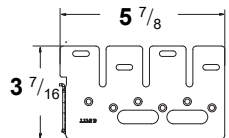
Part of Easy Connect Field Kit. Used to seal ends of Easy Connect joins.

		<b>Order No.</b>
		9178747

#### Gusset Plate (August 2019 - Present)

**Note:**

Used for factory prepped joins (JPR, JPL, JPLR, JPH, JPS and JPHS) only.

		<b>Type</b>	<b>Order No.</b>
		A	9178744
		B	9178745

## Joining Components

<b>Vintage Joining Components (2012 - July 2019)</b>					
<b>Vintage Window Mull Hardware Kit (2012 - July 2019)</b>					
	Color	Order No.			
		Interior White	Interior Sandtone	Interior Dark Bronze	Interior Black
Exterior White		9130457	9130451	-	-
Exterior Terratone®		9130462	9130456	-	-
Exterior Sandtone		9130461	9130455	-	-
Exterior Cocoa Bean		9130459	9130453	-	-
Exterior Dark Bronze		9130460	9130454	9144650	-
Exterior Black		9130458	9130452	-	9144651

<b>Interior/Exterior Trim - 96" Piece (2012 - July 2019)</b>			
<b>Note:</b> Used June 2012 to July 2019. See <a href="#">page 41</a> for previous vintage in Service Replacement section (TSM approval).			
		Color	Order No.
		White	9123400
		Terratone®	9123415
		Sandtone	9123412
		Cocoa Bean	9123406
		Dark Bronze	9123409
		Black	9123403

<b>End Cap (2012 - July 2019)</b>			
		Color	Order No.
		White	9123306
		Terratone®	9123311
		Sandtone	9123310
		Cocoa Bean	9123308
		Dark Bronze	9123309
		Black	9123307

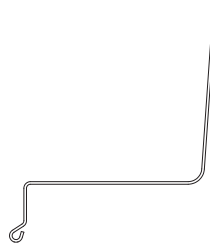
# 100 Series Casement Windows (2008 to Present)

Standard and Custom Windows

## Joining Components

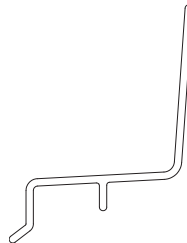
### Drip Caps

#### Universal Drip Cap



Color	72"	95 1/2"	120"	151"
	Order No.	Order No.	Order No.	Order No.
White	2222525	3884233	2222546	2222555
Terratone®	2222528	3884234	2222549	2222557
Sandtone	2222530	3884235	2222551	2222559
Cocoa Bean	9003118	9003087	9003128	9003132
Dark Bronze	9020502	9103993	9020504	9020506
Black	9003561	9125949	9003569	9003577

#### Universal Drip Cap / 1" Stucco Key Frame



Color	72"	95 1/2"	120"	151"
	Order No.	Order No.	Order No.	Order No.
White	9130416	9130417	9130414	9130415
Terratone®	9130436	9130437	9130434	9130435
Sandtone	9130432	9130433	9130430	9130431
Cocoa Bean	N/A	N/A	N/A	9130423
Dark Bronze	9130428	9130429	9130426	9130427
Black	9130420	9130421	9130418	9130419

## Notes

---



# 100 Series Casement Windows (2008 to Present)

## Service Replacement

### Service Replacement Only Parts

#### Service Replacement Only Parts

**Note:**

This section is specifically designed for parts that should only be ordered if a Territory Service Manager/Service Provider Company has requested them to be ordered or if the customer agrees to also pay for a non-warranty repair/replace service job (subject to availability) for these parts to be installed. We do not recommend anyone other than a trained AW employee or Service Provider install these parts due to the complexity of installation, modifications required for installation and/or requirement of special tools.

#### Trim Strip

##### Interior/Exterior Trim with VHB Tape Applied - 96" Piece

**Note:**

Used through May 2012.

		<b>Color</b>	<b>Order No.</b>
		<b>White</b>	9130553
		<b>Terratone®</b>	9130558
		<b>Sandtone</b>	9130557
		<b>Cocoa Bean</b>	9130555
		<b>Dark Bronze</b>	9130556


#### Shim

##### Hinge


		<b>Dimensions</b>	<b>Order No.</b>
		$\frac{3}{64}$ " x $\frac{7}{8}$ " x $7\frac{23}{32}$ "	1357608
		$\frac{3}{64}$ " x $\frac{7}{8}$ " x $10\frac{7}{8}$ "	1357612

#### Spacer

##### Setting Block

	<b>Dimensions</b>	<b>Order No.</b>
	$\frac{1}{8}$ " x 1" x 4"	9047443
	$\frac{1}{8}$ " x $\frac{7}{8}$ " x 3"	9046289
	$\frac{1}{16}$ " x $\frac{7}{8}$ " x $2\frac{1}{4}$ "	9123258

## Service Replacement Only Parts

<b>Glazing Bead</b>			
<b>Glazing Bead / 8'</b>			
<b>Note:</b> 96" lineal length.			
		<b>Color</b>	<b>Order No.</b>
		White	9130404
		Terratone®	9130409
		Sandtone	9130408
		Cocoa Bean	9130406
		Dark Bronze	9130407
		Black	9130405

<b>Weatherstrip</b>				
<b>Weatherstrip with PVC Adhesive Back - Foam</b>				
		<b>Color</b>	<b>Size</b>	<b>Order No.</b>
		Black	5/16 x 3/8 x 50	2962027

<b>Retainer / Lock Bezel</b>				
<b>Retainer / Lock Bezel</b>				
		<b>Color</b>	<b>Qty</b>	<b>Order No.</b>
		White	1	9152352
			100	9178826

# 100 Series Casement Windows (2008 to Present)

Service Replacement

## Service Replacement Only Parts

### Opening Control Device Kit

Opening Control Device Kit (2014 - June 2018)



**Note:**

Handing same as unit handing. See [Accessory Guide 9174180](#).


**Kit Includes:**

- (1) Release assembly
- (1) Retention plate
- (2) Drill templates
- (1) Cam bracket assembly
- (1) Arm assembly
- (1) Shim
- (1) Screw pack

	Color	Order No.	
		Left	Right
	White	N/A	N/A
	Sandtone	9130566	9130567

### Track / Corrosion Resistant

Track / Corrosion Resistant



	Length	Order No.
	18 <sup>7</sup> / <sub>16</sub>	9173373

## Service Replacement Only Parts

<b>Grille / Vinyl</b>			
<b>Exterior/Interior Grille with tape / Vinyl / 3/4" W</b>			
<b>Note:</b> 3/4" wide.			
	<b>Color</b>	<b>72"</b>	<b>108"</b>
	White	9178882	9173962
	Terratone®	9178884	9173964
	Sandtone	9178883	9173963
	Cocoa Bean	9178885	9173965
	Dark Bronze	9178886	9173966
	Black	9178887	9173967
<b>Exterior/Interior Grille with tape / Vinyl / 2 1/4" W</b>			
<b>Note:</b> 2 1/4" wide.			
	<b>Color</b>	<b>72"</b>	<b>108"</b>
	White	9178899	9173979
	Terratone®	9178894	9173974
	Sandtone	9178895	9173975
	Cocoa Bean	9178897	9173977
	Dark Bronze	9178896	9173976
	Black	9178898	9173978
<b>817 Mull Repair</b>			
<b>Adhesive - Dual Pack Injector</b>			<b>Order No.</b> 9180322
<b>Dispensing Gun - 2 Part Adhesive Application</b>			<b>Order No.</b> 9068754
<b>Nozzle - Straight Tip</b>			<b>Order No.</b> 9053806
<b>Weep Hole Covers</b>			
	<b>Color</b>	<b>Order No.</b>	
	White	9164001	
	Terratone®	9172923	
	Sandtone	9172924	
	Cocoa Bean	9172925	
	Black	9172926	
	Dark Bronze	9164002	

# 100 Series Casement Windows (2008 to Present)

Service Replacement


## Service Replacement Only Parts

### Flush Fin Mull Components

#### Bent Interior Flat Trim Kits (April 2023 - Present)

**Note:**

Unit measurement used in "front end" screen.



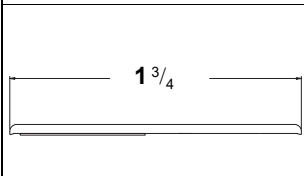
**Order No.**

Configured

#### Flat Trim - Straight (April 2023 - Present)

**Note:**

Used to trim out gap between flush fin units and interior wall returns. Cut to size.



**Color**

**Length**

**Order No.**

White

9199357

Sandtone

9199360

Dark Bronze

9199359

Black

9199358

144"

#### Screw Pack - Flush Fin (April 2023 - Present)

**Note:**

Screw packs used to install flush fin units.



**Color**

**Order No.**

White

9184765

Sandtone

9184766

Dark Bronze

9184767

Black

9184768

## Service Replacement Only Parts

---