

What's in This Section

Standard and Custom Windows	Page 3
Parts Illustration	3
Parts Illustration - Standard Window	3
Color Options Exterior	4
Color Options Interior	4
Unit Sizes	5
Standard and Custom Window Sizes	5
100 Series Product Label	5
Unit Size Chart - Standard Windows	6
Product History	7
Product History	7
Sash	8
Sash Illustration	8
Sash Options	9
Weatherstrip	10
Glazing Beads	10
Glass	11
Glass	11
Insect Screen	12
Insect Screen	12
Insect Screen Parts (<i>January 2019 - Present</i>)	13
Vintage Insect Screen Parts (<i>2008 - December 2018</i>)	13
Hardware	14
Operators and Operator Parts	14
Hinge Kits	15
Hardware Packs	15
Operator Covers	16
Handles	16
Lock Components	17
Hardware Parts	19
Fasteners (<i>April 2015 - Present</i>)	20
Vintage Fasteners (<i>2008 - April 2015</i>)	21
Frames	22
Frame Assembly	22
Frames	23
Exterior Trim Components	23
Frame Parts	24

Joining Component 26

- Joining Components - All Mull Systems 26
- Non-Reinforced Joining Components (*August 2019 - Present*) 28
- Reinforced Joining Components (*August 2019 - Present*) 30
- Reinforced Easy Connect Joining Components (*August 2019 - Present*) 32
- Vintage Joining Components (*2012 - July 2019*) 33
- Drip Caps 34

Service Replacement Page 35

Service Replacement Only Parts 35

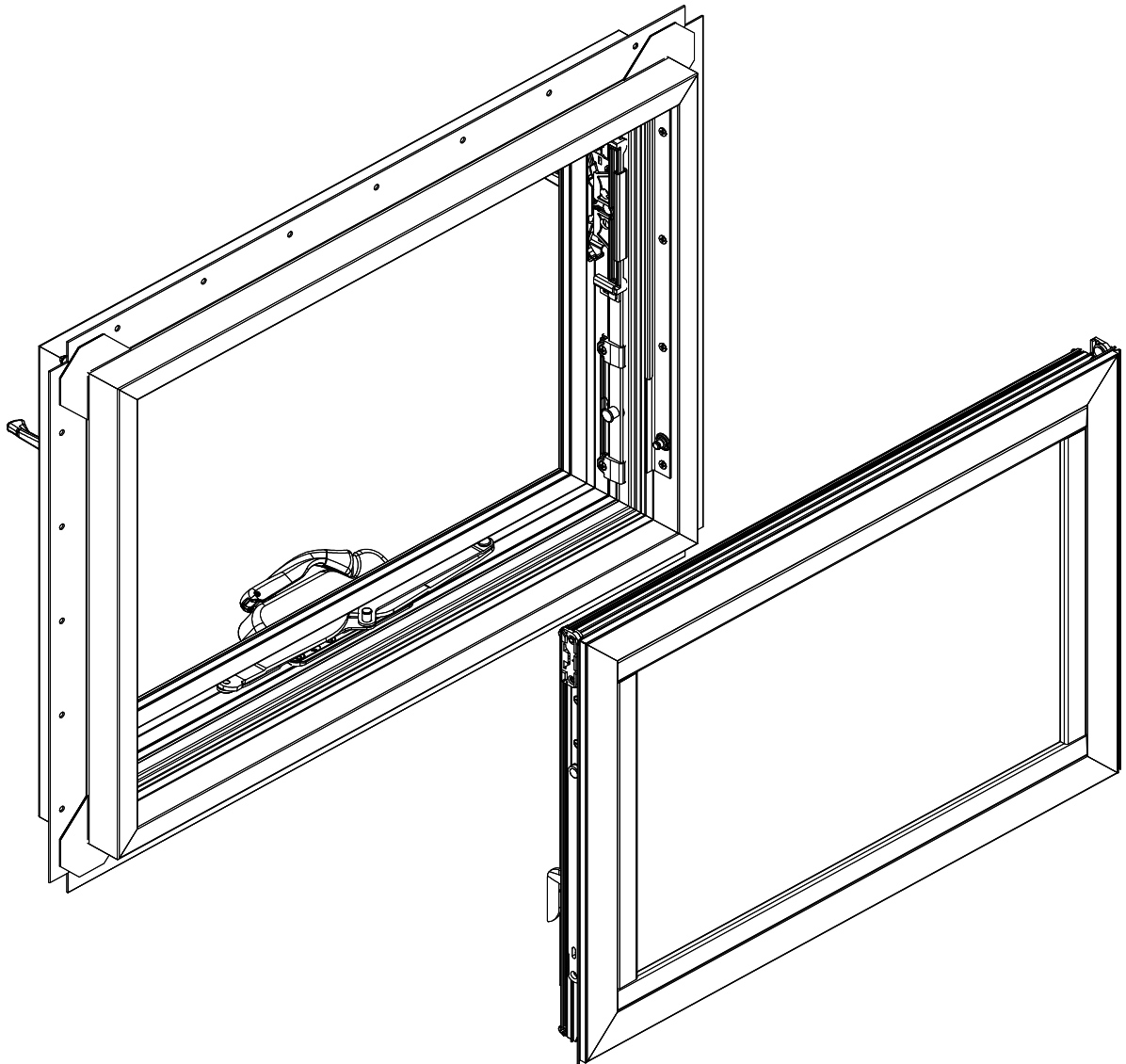
- Service Replacement Only Parts 35
- Trim Strip 35
- Spacer 35
- Glazing Bead 36
- Weatherstrip 36
- Retainer / Lock Bezel 36
- Retention Kit Clip 36
- Grille / Vinyl 37
- 817 Mull Repair 37
- Flush Fin Mull Components 38

100 Series Awning Windows (2008 to Present)

Standard and Custom Windows

Parts Illustration

Parts Illustration - Standard Window



Manufactured 2008 to Present

100 Series Awning Window Unit Parts


Unit viewed from exterior.

Parts Illustration

Color Options Exterior

Note:

Cocoa Bean discontinued in June 2018.




White




Sandtone



Terratone



**Cocoa
Bean**




**Dark
Bronze**




Black

Color Options Interior



White



Sandtone



**Dark
Bronze**



Black

100 Series Awning Windows (2008 to Present)

Standard and Custom Windows

Unit Sizes

Standard and Custom Window Sizes

Note:

100 Series Awning Windows are available in standard sizes (see standard size charts, [page 6](#)). Replacement parts for some standard windows can be ordered using the numbers listed in this catalog. Many replacement parts for standard windows are made to order. These items are ordered using the Product ID found on the identification label and a description of the part needed. See [Service Guide 9051877](#).

100 Series Awning Windows are also available in custom sizes in 1/8" increments between the smallest and the largest standard sizes. Most replacement parts for custom-sized windows are made to order and can be ordered with the Product ID found on the identification label and a description of the part needed. See [Service Guide 9051877](#).

100 Series Product Label

Note:

Every 100 Series Awning Window will have an identification label or glass etching containing a unique Product ID. The Product ID on 100 Series Awning Windows will be located at the top of the window frame or etched into the glass. See [Service Guide 9051877](#). The Product ID may be up to 14 digits long (excluding hyphens), depending on the age of the unit. Replacement parts will also get their own unique Product ID. When ordering replacement parts, providing the Product ID ensures that replacement parts match the specifications.

Unit Sizes

Unit Size Chart - Standard Windows

Note:

Unit Dimension refers to overall outside-to-outside frame. Unobstructed Glass refers to visible glass dimensions.

Awning - Single

Unit Dimension	1'-5 1/2"	1'-11 1/2"	2'-5 1/2"	2'-11 1/2"	3'-5 1/2"	3'-11 1/2"
Rough Opening	(445) 1'-6"	(597) 2'-0"	(749) 2'-6"	(902) 3'-0"	(1054) 3'-6"	(1207) 4'-0"
Unobstructed Glass*	11 1/4" (286)	1'-5 1/4" (438)	1'-11 1/4" (591)	2'-5 1/4" (743)	2'-11 1/4" (895)	3'-5 1/4" (1048)

1'-5 1/2"	1'-11 1/2"	2'-5 1/2"	2'-11 1/2"	3'-5 1/2"	3'-11 1/2"
(445) 1'-6"	(597) 2'-0"	(749) 2'-6"	(902) 3'-0"	(1054) 3'-6"	(1207) 4'-0"
1616	2016	2616	3016	3616	4016
(286) 11 1/4"	(438) 1'-5 1/4"	(591) 1'-11 1/4"	(743) 2'-5 1/4"	(895) 2'-11 1/4"	(1048) 3'-5 1/4"

1'-11 1/2"	2'-5 1/2"	2'-11 1/2"	3'-5 1/2"	3'-11 1/2"
(902) 3'-0"	(914) 3'-0"	(743) 2'-5 1/2"	(914) 3'-0"	(743) 2'-5 1/2"
1630	2030	2630	3030	3630
(914) 3'-0"	(914) 3'-0"	(743) 2'-5 1/2"	(914) 3'-0"	(743) 2'-5 1/2"

Awning - Transom

Unit Dimension	2'-11 1/2"	3'-5 1/2"	3'-11 1/2"	4'-5 1/2"	4'-11 1/2"	5'-5 1/2"	5'-11 1/2"
Rough Opening	(902) 3'-0"	(1054) 3'-6"	(1207) 4'-0"	(1359) 4'-6"	(1511) 5'-0"	(1664) 5'-6"	(1816) 6'-0"
Unobstructed Glass*	11 1/2" (292)	1'-5 1/2" (445)	1'-11 1/2" (597)	2'-5 1/2" (749)	2'-11 1/2" (902)	3'-5 1/2" (1054)	3'-11 1/2" (1207)

11 1/2"	1'-5 1/2"	1'-11 1/2"	2'-5 1/2"	2'-11 1/2"	3'-5 1/2"	3'-11 1/2"
(292) 11 1/2"	(445) 1'-5 1/2"	(597) 1'-11 1/2"	(749) 2'-5 1/2"	(902) 2'-11 1/2"	(1054) 3'-5 1/2"	(1207) 3'-11 1/2"
1610-2	1910-2	2010-2	2310-2	2610-2	2910-2	3010-2
(305) 1'-6"	(457) 1'-6"	(610) 2'-0"	(762) 2'-6"	(914) 3'-0"	(1067) 3'-6"	(1219) 4'-0"

Awning - Double

1'-5 1/2"	1'-11 1/2"	2'-5 1/2"	2'-11 1/2"	3'-5 1/2"	3'-11 1/2"	4'-5 1/2"	4'-11 1/2"	5'-5 1/2"	5'-11 1/2"
(445) 1'-6"	(597) 2'-0"	(749) 2'-6"	(902) 3'-0"	(1054) 3'-6"	(1207) 4'-0"	(1359) 4'-6"	(1511) 5'-0"	(1664) 5'-6"	(1816) 6'-0"
1616-2	1916-2	2016-2	2316-2	2616-2	2916-2	3016-2	3616-2	4016-2	4316-2
(457) 1'-6"	(610) 2'-0"	(762) 2'-6"	(914) 3'-0"	(1067) 3'-6"	(1219) 4'-0"	(1372) 4'-6"	(1524) 5'-0"	(1676) 5'-6"	(1829) 6'-0"

1'-11 1/2"	2'-5 1/2"	2'-11 1/2"	3'-5 1/2"	3'-11 1/2"	4'-5 1/2"	4'-11 1/2"	5'-5 1/2"	5'-11 1/2"
(902) 3'-0"	(914) 3'-0"	(743) 2'-5 1/2"	(914) 3'-0"	(743) 2'-5 1/2"	(914) 3'-0"	(914) 3'-0"	(743) 2'-5 1/2"	(914) 3'-0"
1630-2	1930-2	2030-2	2330-2	2630-2	2930-2	3030-2	3630-2	4030-2
(914) 3'-0"	(914) 3'-0"	(743) 2'-5 1/2"	(914) 3'-0"	(743) 2'-5 1/2"	(914) 3'-0"	(914) 3'-0"	(743) 2'-5 1/2"	(914) 3'-0"

Awning - Below Picture

3'-11 1/2"	4'-11 1/2"	5'-11 1/2"	6'-11 1/2"	7'-11 1/2"
(1207) 4'-0"	(1511) 5'-0"	(1816) 6'-0"	(2121) 7'-0"	(2426) 8'-0"
2020	2020	2020	2030	2030
(1219) 4'-0"	(1524) 5'-0"	(1829) 6'-0"	(2134) 7'-0"	(2438) 8'-0"
2620	2620	2620	2630	2630
3020	3020	3020	3030	3030
3620	3620	3620	3630	3630
4020	4020	4020	4030	4030
2040	2640	3040	3640	4040
2030	2630	3030	3630	4030
2050	2650	3050	3650	4050
2030	2630	3030	3630	4030

100 Series Awning Standard Window Sizes

100 Series Awning Windows (2008 to Present)

Standard and Custom Windows

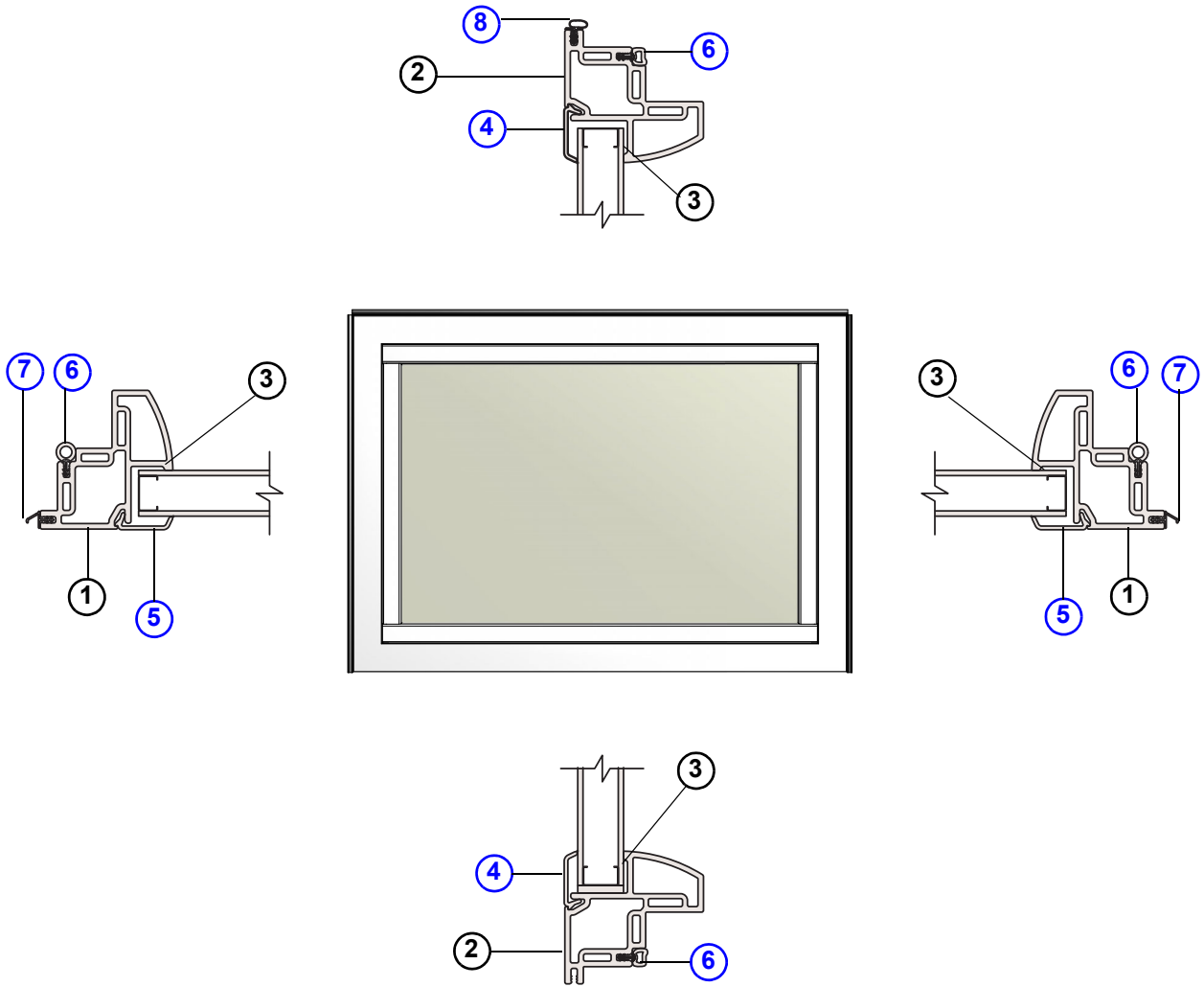
Product History

Product History

- 2018** Cocoa Bean color discontinued.
- 2017** EASI clip introduced.
- 2016** Dark Bronze exterior/interior color introduced.
- 2013** Black exterior and sandtone interior colors introduced.
- 2012** Extension jamb flanges introduced.
- 2010** Drip cap for 1" stucco flange introduced.
- 2008** SmartSun™ glass introduced.
- 2008** Awning Windows introduced.

Sash

Sash Illustration



1. Rail
2. Stile
3. Silicone Glazing
4. [Glazing Beads-Rail](#)
5. [Glazing Beads-Stile](#)
6. [Weatherstrip-Primary](#)
7. [Weatherstrip-Leaf](#)
8. [Weatherstrip-Top Rail Bulb](#)

Sash Options

Sash

Glass Logo

Low-E



Low-E SmartSun™



Low-E HeatLock™



Low-E SmartSun™ HeatLock™



Tempered Logo

TEMPERED UA
16 CFR 1201 II
ANSI Z97.1 2009
SGCC XXXX
CIG-XX Xmm MM/DD/YR
CAN/CGSB 12.1-M90

Note:

Replacement sash for standard windows are made to order. See iQ+ for additional detail. Stationary units - order a replacement sash not glass for units made after 7/23/2010. See [Product Details](#), [Service Guide 9044913](#) and [Service Guide 9020501](#).

Exterior color options: White, Sandtone, Terratone, Cocoa Bean, Dark Bronze, Black
Interior finish options: White, Sandtone, Dark Bronze, Black

Glass options: (See Logo example): Twelve (12) primary glazing options. Glazings also available in an STC upgrade package. If tempered, logo can be located in any corner other than the AW logo location.

Low-E	Low-E Tempered	Low-E Obscure	Low-E Tempered Obscure
Low-E SmartSun™	Low-E SmartSun™ HeatLock	Low-E SmartSun™ Obscure	Low-E SmartSun™ Tempered Obscure
Low-E HeatLock	Low-E HeatLock Tempered	Low-E SmartSun™ HeatLock Tempered	Dual Pane Insulated

Grille types: Four (4) primary grille types

<p>Finelight (Between the Glass)</p>	<p>Finelight (Between the Glass w/Exterior Grilles)</p>	<p>Full Divided Light</p>	<p>Simulated Divided Light</p>
--------------------------------------	---	---------------------------	--------------------------------

Grille patterns: Seven (7) primary grille patterns

Colonial	Modified Colonial	Prairie A	Victorian
Specified Equal Lite	Short Fractional	Tall Fractional	

To order, state:

1. Description of part (Sash)
2. Product ID (from product label, see [Service Guide 9051877](#))
3. Manufactured date

Sash

Weatherstrip			
Note: See Service Guide 9199020 .			
Sash Weatherstrip - Primary (August 24, 2015 - present) Ref. No. 6 page 8			
Note: Replaces previous vintages. Order length to cover entire perimeter of sash.			
		Length	Order No.
		24'	9130394
		50'	9130393
		1500'	9133042
Sash Weatherstrip - Leaf Ref. No. 7 page 8			
		Length	Order No.
		69 1/2"	9046300
Sash Weatherstrip - Top Rail Bulb Ref. No. 8 page 8			
		Length	Order No.
		6'	9130392
		50'	9130391
Sash Weatherstrip - Top Rail (Prior to April 2015)			
Note: 5/16" x 5/16" Blk tape, foam PVC.			
		Length	Order No.
		20'	9130390
		50'	2962027


Glazing Beads	
Glazing Bead Ref. No. 4 & 5 page 8	
	Note: Replacement glazing beads are made to order.
	<i>To order, state:</i>
	1. Description of part (Glazing Bead)
	2. Unit size and handing
	3. Orientation of replacement part (top, bottom, left or right). Each piece must be ordered separately
4. Product ID (from product label, see Service Guide 9051877)	
5. Manufactured date	

Glass


Glass Only

Glass Logo

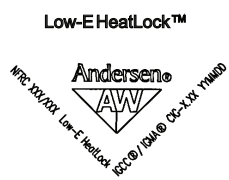
Low-E



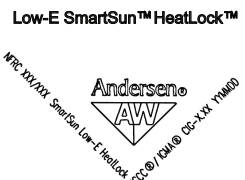
Low-E SmartSun™



Low-E HeatLock™



Low-E SmartSun™ HeatLock™



Tempered Logo





TEMPERED
UA SGCC XXXX
16 CFR 1201 II
ANSI Z97.1-2009
CIG-XX Xmm MM/DD/YR
CAN/CGSB 12.1-M9 0

Note:
Order replacement glass not a sash for stationary units made prior to 7/23/2010.
Glass ships with glazing bead. See [Service Guide 9000597](#) for glass replacement.








Glass options: (See Logo examples): Twelve (12) primary glazing options. Glazings also available in an STC upgrade package. If tempered, logo can be located in any corner other than the AW logo location.

Low-E	Low-E Tempered	Low-E Obscure	Low-E Tempered Obscure
Low-E SmartSun™	Low-E SmartSun™ HeatLock	Low-E SmartSun™ Obscure	Low-E SmartSun™ Tempered Obscure
Low-E HeatLock	Low-E HeatLock Tempered	Low-E SmartSun™ HeatLock Tempered	Dual Pane Insulated

Grille types: Four (4) primary grille types

Finelight (Between the Glass)	Finelight (Between the Glass w/Exterior Grilles)	Full Divided Light	Simulated Divided Light
			





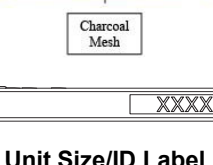

Grille patterns: Seven (7) primary grille patterns

 Colonial	 Modified Colonial	 Prairie A	 Victorian
 Specified Equal Lite	 Short Fractional	 Tall Fractional	

To order, state:

1. Description of part (Glass)
2. Product ID (from product label, see [Service Guide 9051877](#))
3. Manufactured date

Insect Screen

Insect Screen		
Insect Screen Assembly		
	<div style="text-align: center;">  <p>Vintage fastener</p> </div> <div style="text-align: center; margin-top: 20px;">  <p>TruScene® fastener <i>(2008 - Present)</i></p> <p>Standard fastener <i>(February 2019 - Present)</i></p> </div> <div style="text-align: center; margin-top: 20px;">  <p>Silver Mesh</p>  <p>Charcoal Mesh</p> </div> <div style="text-align: center; margin-top: 20px;">  <p>Unit Size/ID Label</p> </div>	<p>Note: Replacement screens are made to order. Screens manufactured after October 24, 2016 will use charcoal mesh as “standard”. Prior to this date silver mesh was used as “standard”.</p> <p>Metal wing-blade design used on all screens beginning in February 2019. All current/replacement screens use a wing blade fastener. Standard screens manufactured prior to 2019 used the vintage fastener. Vintage fasteners are no longer an option.</p> <p>See Dealer Bulletin 60-16 and 10-19 for more details.</p> <p><i>To order, state:</i></p> <ol style="list-style-type: none"> 1. Generic order #9000405 2. Product ID (from product label, see Service Guide 9051877) 3. Manufacturing date, product description, manufacturing instructions.

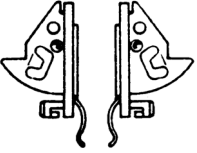
100 Series Awning Windows (2008 to Present)

Standard and Custom Windows

Insect Screen

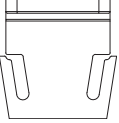
Insect Screen Parts (January 2019 - Present)

Insect Screen Wing Blade Lock with Housing (Pair) (January 2019 - Present)





	Description	Color	Order No.
	1-A-15516	White	1693417
		Terratone®	2791264
		Sandtone	1191313
		Black	9014573
		Dark Bronze	9076928

Vintage Insect Screen Parts (2008 - December 2018)

Insect Screen Wing Blade Lock with Housing (Pair) (2008 - December 2018)

	Description	Color	Order No.
		White	9142253
		Sandtone	9142254
		Black	9144677
		Dark Bronze	9144676

Hardware

Operators and Operator Parts		
Operator - Encore / Low Profile		
		Order No.
		9032108
		Corrosion Resistant
		9179524
Operator - Sash Bracket		
Note: Attaches to bottom of awning sash.		
		Order No.
		9123264
Operator - Retaining Clip		
Note: Attaches to bottom of awning sash.		
		Order No.
		9183861
Operator - Limited Travel		
Note: Attaches to bottom of awning sash.		Order No.
Note: Order separately the screw and washer that are used to limit travel.		9130378
		Corrosion Resistant
		9183857

100 Series Awning Windows (2008 to Present)

Standard and Custom Windows

Hardware

Hinge Kits


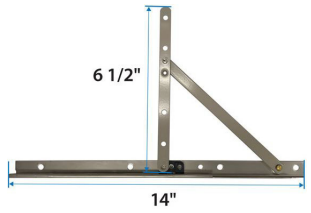
Note:

Handing determined by location on unit as viewed from exterior.

Kit Includes:

- (1) Hinge track, 14"
- (1) Hinge arm, 14"
- (8) Screws - #7 x 3/4" Phil, FH Undercut SS 410

Awning Hinge Kit - 14"

		Order No.	
		Standard	
		Left	Right
		9046304	9046305
		Corrosion Resistant	
		Left	Right
		9046306	9046307

Hardware Packs

Hardware Pack / Operator (Cover and Handle)



Note:

See [Service Guide 9050359](#) for hardware pack replacement. Uses Casement LH.

		Color	Order No.
		Dark Bronze	9144692
		Black	9144693
		Antique Brass	9144694
		Satin Nickel	9144695

Hardware

Operator Covers			
Cover - Operator			
Note: See Service Guide 9050359 for cover replacement. Uses Casement LH.			
		Color	Order No.
		White	9123297
		Sandtone	9123295

Handles			
Handle - Operator			
Note: See Service Guide 9050359 for cover replacement. Uses Casement LH.			
		Color	Order No.
		White	9123321
		Sandtone	9123323

100 Series Awning Windows (2008 to Present)

Standard and Custom Windows

Hardware

Lock Components

Note:

Fasteners from existing components may be needed to secure replacement part.

Lock Drive (April 2015 - Present)

		Order No.
		9133911

Lock Drive (2008 - April 2015)

		Order No.
		9046310

Lock Handle

Note:


See [Service Guide 9050359](#) for handle replacement.

		Color	Order No.
		White	9046311
		Sandtone	9125946
		Black	9181457
		Dark Bronze	9181458
		Antique Brass	9191397
	Satin Nickel	9191396	

Lock Bezel

Note:

See [Service Guide 9050359](#) for bezel replacement. See [Service Video](#).

		Color	Order No.
		White	9181453
		Sandtone	9181454
		Black	9181455
		Dark Bronze	9181456
		Antique Brass	9191395
	Satin Nickel	9191394	

Hardware

Lock Keeper		
Note: Handing determined by location on unit as viewed from exterior.		
	Order No.	
	Standard	
	Left	Right
	9046314	9046313
	Corrosion Resistant	
	Left	Right
9046316	9046315	

Tie/Lock-Bar - 1 Point <i>(April 2015 - Present)</i>		
	Order No.	
	Standard	
	Left	Right
	9133930	9133932
	Corrosion Resistant	
	Left	Right
9133931	9133933	

Tie/Lock-Bar - 7" <i>(Prior to April 2015)</i>		
	Order No.	
	Standard	
	Left	Right
	9123238	9123240
	Corrosion Resistant	
	Left	Right
9123237	9123239	

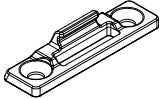




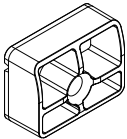

Washer - Vent Limiter		
Note: Used with vent limiter. See screw that is also used below.		
	Description	Order No.
	10 x 1/16"	9123429

Screw - Vent Limiter		
Note: Secures to operator arm. See washer above.		
	Description	Order No.
	10-32 x 3/8" SS Hex	9123386

100 Series Awning Windows (2008 to Present)

Standard and Custom Windows

Hardware


Hardware Parts			
Snugger (July 2010 to Present)			
Note: Secures to sash and frame. Size of unit determines the quantity (1 or 2) used.			
			Order No.
			3071403
Compression Snubber - Sash (Prior to July 2010)			
			Order No.
			N/A
Compression Snubber - Frame (Prior to July 2010)			
			Order No.
			N/A
Stationary Bracket and Clip Kit (April 2015 to Present)			
Kit Includes: (8) Stationary sash clips (8) Stationary frame brackets See Service Guide 9044913 for sash replacement. See individual screws not included with kit.			
 <p>Secures to Sash</p>  <p>Secures to Frame</p>			Order No.
			9138884
Stationary Bracket and Clip Kit (Prior to April 2015)			
Kit Includes: (8) Stationary sash clips (8) Stationary frame brackets			Order No.
			9130024
Spacer - Stationary Sash			
		Color	Order No.
		White	9123268
		Black	9123269

Hardware

Fasteners (April 2015 - Present)

Screw (April 2015 - Present)		
Note: Use to secure hinge, snubber, keeper, stationary frame bracket.		
	Description	Order No.
	#8-15 x 3/4" phillips flat hd 18-8 SST 17	9168696
Screw (April 2015 - Present)		
Note: Use to secure operator, stud and stationary spacer.		
	Description	Order No.
	#8-15 x 1" phillips flat hd. 18-8 SST17	9134930
Screw (April 2015 - Present)		
Note: Use to secure hinge, snubber, keeper, stationary frame bracket and track.		
	Description	Order No.
	#8-15 x 3/4" six-lobe undercut flat hd 18-8 SST 17-	9140749
Screw (April 2015 - Present)		
Note: Use to secure lock, tie/lock bar and stationary sash clip.		
	Description	Order No.
	#8-15 x 3/4" phillips pan head 18-8 SST 17	9134932


Installation Clip Kit (February 2023 - Present)

Note: Use to secure unit. Kit includes installation clip, plastisol coated screws (4) and gasket.		
	Description	Order No.
		9179715

Installation Screw Kit

Note: Quantity of eight screws. Used to install flangeless unit frame and insert unit frame of awning and casement windows.			
	Description	Color	Order No.
	#8x3 1/2" Bugle Head, Coarse Thread	White	9179707
		Sandtone	9179708
		Dark Bronze	9179709
		Black	9179710

Screw Pack - Flush Fin (April 2023 - Present)

Note: Screw packs used to install flush fin units.			
		Color	Order No.
		White	9184765
		Sandtone	9184766
		Dark Bronze	9184767
		Black	9184768

100 Series Awning Windows (2008 to Present)

Standard and Custom Windows

Hardware

Vintage Fasteners (2008 - April 2015)

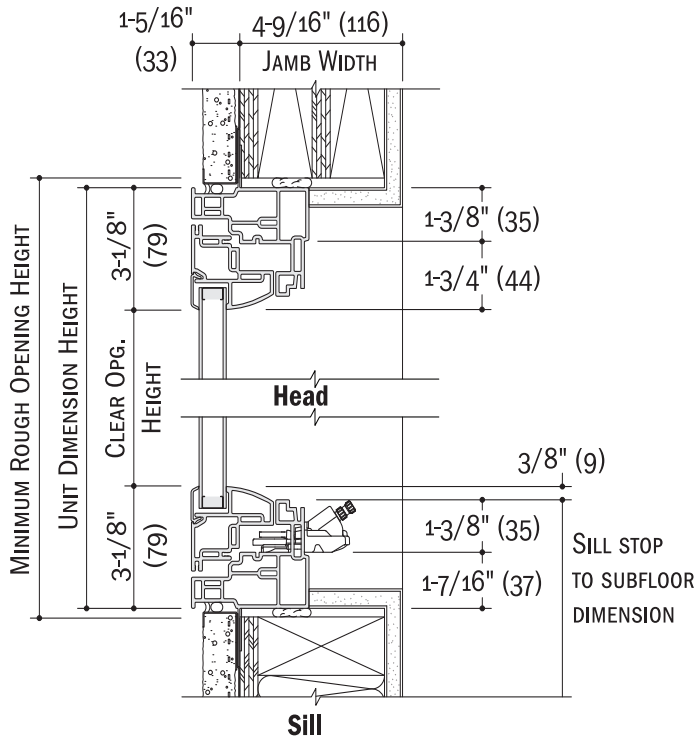
Screw (2008 - April 2015)		
Note: Use to secure keeper, hinge track, hinge arms, operator track, stationary bracket, stationary spacer. Use to secure snubbers used after 07/2010.		
	Description	Order No.
	#8-15 x 3/4" Phillips Flat Hd 18-8 SST 17	9168696
Screw (2008 - April 2015)		
Note: Use to install lock drive and tie/lock bars.		
	Description	Order No.
	#6 x 5/8" Pan Hd	9123381
Screw (2008 - April 2015)		
Note: Use to install operator and stud bracket. Use to secure snubbers used prior to 07/2010.		
	Description	Order No.
	#8 x 5/8" Flat Hd Sheet Metal Type A Zinc	9123383
Screw (2008 - April 2015)		
Note: Used to secure stationary sash clip and awning operator bracket.		
	Description	Order No.
	#8 x 5/8" Pan Head	9123382

Frames

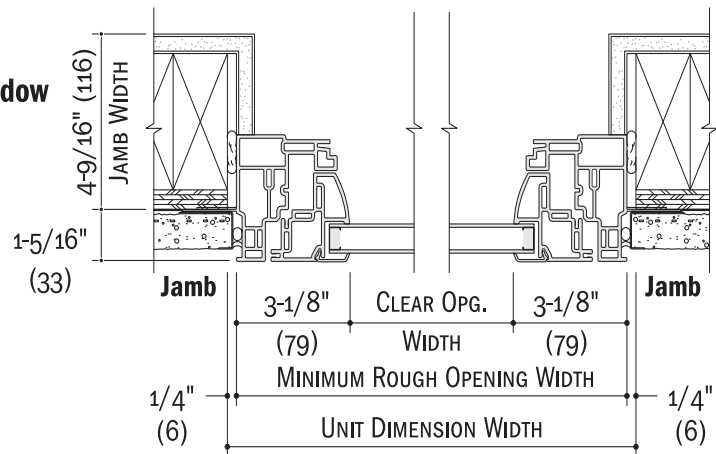
Frame Assembly

Note:

See [Product Details](#).



**Vertical Section
Casement or Awning Window**



**Horizontal Section
Casement or Awning Window**

100 Series Awning Window Frame Assembly

100 Series Awning Windows (2008 to Present)

Standard and Custom Windows

Frames

Frames

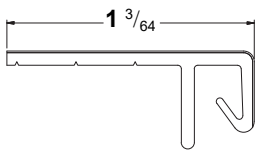
Frame

Note:

Replacement frames are not available. Replace complete unit assembly.

Exterior Trim Components

1" Exterior Frame / Sill Extender Trim Kit



Note:

Replacement exterior frame/sill extender trim kits are made to order.

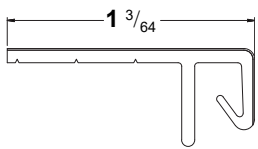
To order, state:

1. Generic order #9000405
2. Product ID (from product label, see [Service Guide 9051877](#))
3. Manufacturing date and product description

1" Exterior Frame / Sill Extender Trim / Lineal Lengths

Note:

See [Installation Guide 9183351](#).

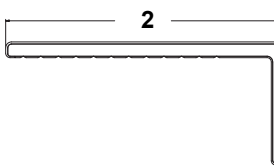


Color	PVC	
	72"	145 5/8"
White	9179668	9179673
Terratone®	9179670	9179675
Sandtone	9179669	9179674
Dark Bronze	9179671	9179676
Black	9179672	9179677

2" Exterior Frame / Sill Extender Trim / Lineal Lengths

Note:

See [Installation Guide 9183351](#).

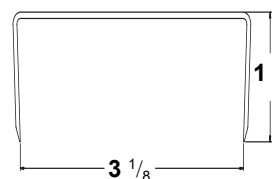


Color	Fibrex	
	72"	150"
White	9199138	9199143
Terratone®	9199142	9199147
Sandtone	9199141	9199146
Dark Bronze	9199140	9199145
Black	9199139	9199144

Head Expander

Note:

See [Installation Guide 9183352](#).



Exterior Color	Interior Color	Length	Order No.
White			48"
Dark Bronze		9199149	
Black		9199148	
Dark Bronze	White	9199150	
Black	White	9199151	

Frames

Frame Parts		
Frame Corner Gasket		
		Order No.
		9046291

Sloped Sill Adaptor				
		Order No.		
		Color	48"	96"
		White	9130539	9130545
		Terratone®	9130544	9130550
		Sandtone	9130543	9130549
		Cocoa Bean	9130541	9130547
		Dark Bronze	9130542	9130548
Black	9130540	9130546		

Gasket - Operator <i>(Prior to April 2015)</i>		
Note: Sits underneath operator.		
		Order No.
		9123319

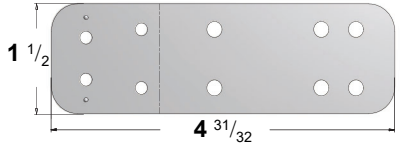

Extension Jamb Attachment Flange		
Note: Quantity of 50. See Accessory Guide 9064334 .		
		Order No.
		9130438

Flush Fin Interior Flat Trim - Straight <i>(April 2023 - Present)</i>			
Note: Used to trim out gap between flush fin units and interior wall returns. Cut to size.			
		Color	Order No.
		White	9199357
		Sandtone	9199360
		Dark Bronze	9199359
		Black	9199358
		Length	144"

100 Series Awning Windows (2008 to Present)

Standard and Custom Windows

Frames

Jamb Clip		
		Order No.
		9123272
Gasket - Jamb Clip		
		Order No.
		9123316

Joining Component

Joining Components - All Mull Systems

Note:

The following kits & components are used in **all** mull systems (non-reinforced, reinforced, easy connect). Refer to mulling installation guides for additional detail.

Exterior / Interior Trim (August 2019 - Present)

Note:

See [page 33](#) for previous vintage.

	Color	60"	72"	96"	144"
	Exterior White	9178715	9178716	9178717	9178718
	Exterior Terratone®	-	-	9178729	9178730
	Exterior Sandtone	-	-	9178719	9178720
	Exterior Dark Bronze	9178725	9178726	9178727	9178728
	Exterior Black	9178721	9178722	9178723	9178724

End Cap (August 2019 - Present)

Note:

Used in 1 3/8" standard and flangeless frames.

	Color	Order No.
	White	9178738
	Terratone®	9178742
	Sandtone	9178739
	Dark Bronze	9178741
	Black	9178740

End Cap - Stucco Key (May 2021 - Present)

Note:

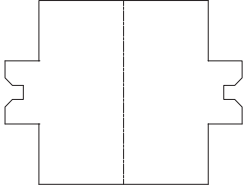
Used in 1" stucco frame.


	Color	Order No.
	White	9185998
	Terratone®	9186002
	Sandtone	9185999
	Dark Bronze	9186001
	Black	9186000

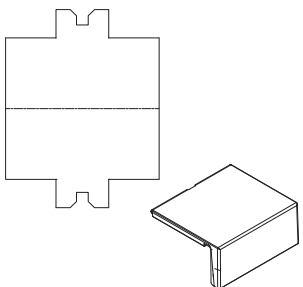
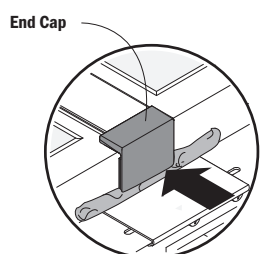
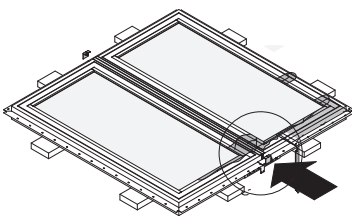
100 Series Awning Windows (2008 to Present)

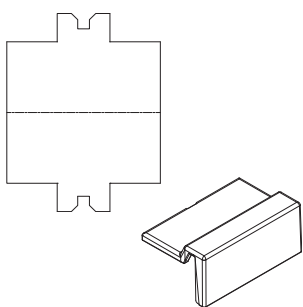
Standard and Custom Windows

Joining Component

Gasket - Nailing Flange		
Note: Used to create a continuous installation flange across mullled units.		
		Order No. 9198343

Screw - Gusset Plate		
Note: Used to fasten reinforced, easy connect and non-reinforced gusset plates.		
	Description #8 x 3/4" Flat Head	Order No. 9199428

End Cap Kit (August 2019 - Present)				
Note: Kit includes two end caps and two flange gaskets. Used for end sealing mull joins.				
			Color Order No.	
			White	9180195
			Terratone®	9180199
			Sandtone	9180198
			Dark Bronze	9180197
			Black	9180196

End Cap Kit - Stucco Key (May 2021 - Present)				
Note: Kit includes two end caps and two flange gaskets. Used for end sealing mull joins.				
			Color Order No.	
			White	9186537
			Terratone®	9186541
			Sandtone	9186540
			Dark Bronze	9186539
			Black	9186538

Joining Component

Non-Reinforced Joining Components *(August 2019 - Present)*

Note:

Contains non-reinforced components for one-way non-reinforced joining and non-reinforced portion of two-way joins. See [Joining Guide 9014080](#) for one-way non-reinforced joining. See [Joining Guide 9179728](#) and [Joining Guide 9179729](#) for two-way joining.

Kits are configured through iQ+. See [Drip Cap](#) options.

Window Mull Hardware Kit *(August 2019 - Present)*

Note:

Complete hardware kit for one-way non-reinforced joining only. Used in 1 3/8" standard and flangeless frames.

	Hardware Kit Includes: (2) Gusset Plates (2) End Caps (2) Flange Gaskets Fasteners Joining Guide 9014080	Color	Order No.			
			Interior White	Interior Sandtone	Interior Dark Bronze	Interior Black
		Exterior White	9180575	9180573	-	-
		Exterior Terratone®	9180579	-	-	-
		Exterior Sandtone	9180578	9180574	-	-
		Exterior Dark Bronze	9180577	-	9180580	-
Exterior Black	9180576	-	-	9180581		

Window Mull Hardware Kit - Stucco Frame *(May 2021 - Present)*

Note:

Complete hardware kit for one-way non-reinforced joining only. Used in 1" stucco key frames.

	Hardware Kit Includes: (2) Gusset Plates (2) Stucco Key End Caps (2) Flange Gaskets Fasteners Joining Guide 9014080	Color	Order No.			
			Interior White	Interior Sandtone	Interior Dark Bronze	Interior Black
		Exterior White	9186543			
		Exterior Terratone®	9186547			
		Exterior Sandtone	9186546	9186542		
		Exterior Dark Bronze	9186545		9186548	
Exterior Black	9186544			9186549		

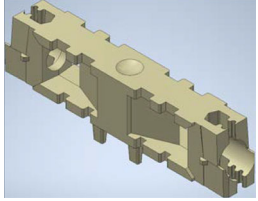
Gusset Plate Kit *(June 2023 - Present)*



	Kit Includes: (2) Gusset Plates (24) Fasteners	Order No.
		9180201

100 Series Awning Windows (2008 to Present)

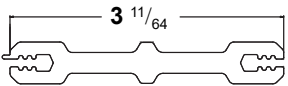
Standard and Custom Windows

Joining Component

Non-Reinforced Plug Kit (August 2019 - Present)	
Note: Used in two-way joining only. Includes non-reinforced plugs, two way joining part and installation guide.	
	Order No.
	9180200

Screw - Joining Kit (2012 - Present)								
Note: Kit includes 16 -2 inch & 16 -2-3/4 inch fasteners. Used when joining units together through fiberglass joining strip.								
 <p>#8 x 2" Bugle Head Screw</p>  <p>#8 x 2-3/4" Bugle Head Screw</p>	Order No.							
	<table border="1" style="width: 100%; text-align: center;"> <thead> <tr> <th style="background-color: #e6f2ff;">White</th> <th style="background-color: #d9ead3;">Sandtone</th> <th style="background-color: #f2dede;">Dark Bronze</th> <th style="background-color: #f2f2f2;">Black</th> </tr> </thead> <tbody> <tr> <td>9180202</td> <td>9180205</td> <td>9180204</td> <td>9180203</td> </tr> </tbody> </table>	White	Sandtone	Dark Bronze	Black	9180202	9180205	9180204
White	Sandtone	Dark Bronze	Black					
9180202	9180205	9180204	9180203					

Screw - Joining (2012 - Present)														
Note: Individual screws used when joining units together through fiberglass joining strip.														
Description	Order No.													
	<table border="1" style="width: 100%; text-align: center;"> <thead> <tr> <th style="background-color: #e6f2ff;">White</th> <th style="background-color: #d9ead3;">Sandtone</th> <th style="background-color: #f2dede;">Dark Bronze</th> <th style="background-color: #f2f2f2;">Black</th> </tr> </thead> <tbody> <tr> <td>#8 x 2 3/4" Bugle Head</td> <td>9123376</td> <td>9123377</td> <td>9144615</td> <td>9144616</td> </tr> <tr> <td>#8 x 2" Bugle Head HD</td> <td>9123374</td> <td>9123375</td> <td>9144613</td> <td>9144614</td> </tr> </tbody> </table>	White	Sandtone	Dark Bronze	Black	#8 x 2 3/4" Bugle Head	9123376	9123377	9144615	9144616	#8 x 2" Bugle Head HD	9123374	9123375	9144613
White	Sandtone	Dark Bronze	Black											
#8 x 2 3/4" Bugle Head	9123376	9123377	9144615	9144616										
#8 x 2" Bugle Head HD	9123374	9123375	9144613	9144614										

Fiberglass Joining Strip - 95" Piece	
Note: Structural piece of the non-reinforced mull system used to join two units.	
	Order No.
	9123342

Gusset Plate (June 2023 - Present)	
	Order No.
	9199429

Joining Component

Reinforced Joining Components *(August 2019 - Present)*

Note:
See [Joining Guide 9179729](#). Kits are configured through iQ+. See [Drip Cap](#) options.

Joining Plate - Fiberglass *(August 2019 - Present)*

Note:
Structural mull component of the reinforced mull system that joins two units (one-way) or combination of units (two-way) together.

		Size	Order No.
		94 1/2	9178731
		118 1/2	9178732
		142 1/2	9178733

Alignment Spacer *(August 2019 - Present)*

Note:
Used to locate the joining plates on unit or combination.

		Size	Order No.
		144	9178736

Interior Cover *(August 2019 - Present)*

Note:
Used to cover the interior of the reinforced join.

		Color	72"	96"	144"
		White	9178751	9178754	9178758
		Sandtone	-	9178755	9178759
		Dark Bronze	9178753	9178757	9178761
		Black	9178752	9178756	9178760

Gusset Plate *(August 2019 - Present)*

Note:
Used for factory assembled reinforced joins or field assembled reinforced joins.

		Type	Order No.
		Standard	9178743

100 Series Awning Windows (2008 to Present)

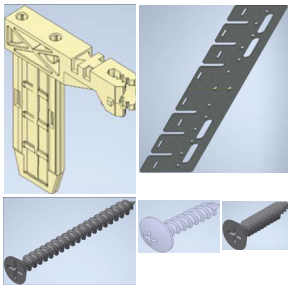
Standard and Custom Windows

Joining Component

Hardware Kit - Reinforced Joining

Note:

Used in Reinforced Two-Way joins. See [Joining Guide 9179729](#).





Kit Includes:

- (2) Reinforced Plug
- (2) Flat Gussets
- (24) #8 x 3/4" Flat Head Screws
- (4) #10 x 2" Flat Head Screws
- (32) #10 x 7/8" Truss Head Screws

Order No.

9180206

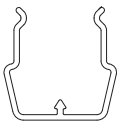
Screw - Joining

	Description	Order No.
	<p>#10 x 2" Flat Head</p>	<p>3621400</p>
	<p>#10-12 x 7/8" Truss Head</p>	<p>9178737</p>

Bar - Stiffener (August 2019 - Present)

Note:

Used in Reinforced Mull Kits.



Order No.

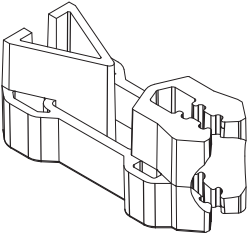
9178746

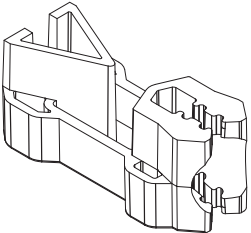
Joining Component

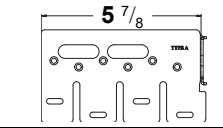
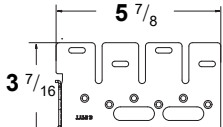
Reinforced Easy Connect Joining Components *(August 2019 - Present)*

Note:

See [Joining Guide 9183919](#). These are components specific to Easy Connect joining only. Review above sections for additional compatible mull components. See [Drip Cap](#) options.

Easy Connect Join-In-Opening Kit		
	Kit Includes: (2) Join-In-Opening Plugs (1) Easy Connect Joining Guide	Order No.
		9180207

End Plug <i>(August 2019 - Present)</i>		
Note: Part of Easy Connect Field Kit. Used to seal ends of Easy Connect joins.		
		Order No.
		9178747

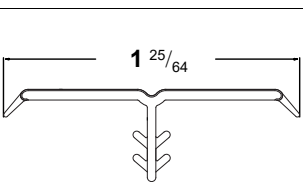
Gusset Plate <i>(August 2019 - Present)</i>			
Note: Used for factory prepped joins (JPR, JPL, JPLR, JPH, JPS and JPHS) only.			
		Type	Order No.
		A	9178744
		B	9178745


100 Series Awning Windows (2008 to Present)

Standard and Custom Windows

Joining Component

Vintage Joining Components (2012 - July 2019)					
Vintage Window Mull Hardware Kit (2012 - July 2019)					
	Color	Order No.			
		Interior White	Interior Sandtone	Interior Dark Bronze	Interior Black
Exterior White		9130457	9130451	-	-
Exterior Terratone®		9130462	9130456	-	-
Exterior Sandtone		9130461	9130455	-	-
Exterior Cocoa Bean		9130459	9130453	-	-
Exterior Dark Bronze		9130460	9130454	9144650	-
Exterior Black		9130458	9130452	-	9144651

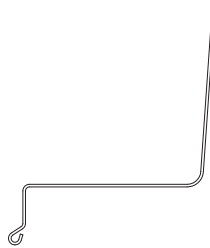
Interior/Exterior Trim - 96" Piece (2012 - July 2019)			
Note: Used June 2012 to July 2019. See page 35 for previous vintage in Service Replacement section (TSM approval).			
		Color	Order No.
		White	9123400
		Terratone®	9123415
		Sandtone	9123412
		Cocoa Bean	9123406
		Dark Bronze	9123409
		Black	9123403

End Cap (2012 - July 2019)			
		Color	Order No.
		White	9123306
		Terratone®	9123311
		Sandtone	9123310
		Cocoa Bean	9123308
		Dark Bronze	9123309
		Black	9123307

Joining Component

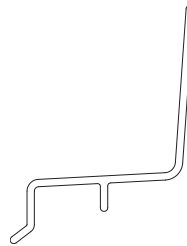
Drip Caps

Universal Drip Cap



Color	72"	95 1/2"	120"	151"
	Order No.	Order No.	Order No.	Order No.
White	2222525	3884233	2222546	2222555
Terratone®	2222528	3884234	2222549	2222557
Sandtone	2222530	3884235	2222551	2222559
Cocoa Bean	9003118	9003087	9003128	9003132
Dark Bronze	9020502	9103993	9020504	9020506
Black	9003561	9125949	9003569	9003577

Universal Drip Cap / 1" Stucco Key Frame



Color	72"	95 1/2"	120"	151"
	Order No.	Order No.	Order No.	Order No.
White	9130416	9130417	9130414	9130415
Terratone®	9130436	9130437	9130434	9130435
Sandtone	9130432	9130433	9130430	9130431
Cocoa Bean	N/A	N/A	N/A	9130423
Dark Bronze	9130428	9130429	9130426	9130427
Black	9130420	9130421	9130418	9130419

100 Series Awning Windows (2008 to Present)

Service Replacement

Service Replacement Only Parts

Service Replacement Only Parts

Note:

This section is specifically designed for parts that should only be ordered if a Territory Service Manager/Service Provider Company has requested them to be ordered or if the customer agrees to also pay for a non-warranty repair/replace service job (subject to availability) for these parts to be installed. We do not recommend anyone other than a trained AW employee or Service Provider install these parts due to the complexity of installation, modifications required for installation and/or requirement of special tools.

Trim Strip

Interior/Exterior Trim with VHB Tape Applied - 96" Piece


Note:

Used through May 2012.


		Color	Order No.
		White	9130553
		Terratone®	9130558
		Sandtone	9130557
		Dark Bronze	9130555
		Black	9130556

Spacer

Setting Block


	Dimensions	Order No.
	1/8" x 1" x 3"	9047443
	1/8" x 7/8" x 3"	9046289
	1/16" x 7/8" x 2 1/4"	9123258

Service Replacement Only Parts

Glazing Bead			
Glazing Bead / 8'			
Note: 96" lineal length.			
		Color	Order No.
		White	9130404
		Terratone®	9130409
		Sandtone	9130408
		Cocoa Bean	9130406
		Dark Bronze	9130407
		Black	9130405

Weatherstrip				
Weatherstrip with PVC Adhesive Back - Foam				
		Color	Size	Order No.
		Black	5/16 x 3/8 x 50	2962027

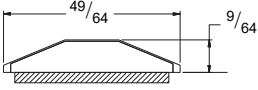
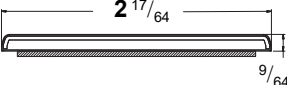
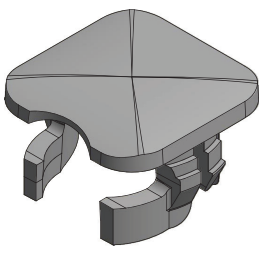
Retainer / Lock Bezel				
Retainer / Lock Bezel				
		Color	Qty	Order No.
		White	1	9152352
			100	9178826

Retention Kit Clip			
Retention Kit Clip			
Note: Kit contents shown for single (1) quantity. For use on units manufactured prior to September 9, 2019.			
	Kit Includes: (1) Retention Clip (1) #10-32 X 3/8" Low Profile SHCS (2) 8-15 X 1" TYP A TYP 17 PH PAN STL ZC UF (1) #10 x .062" Thick Flat Nylon Washer (1) 3/32" Hex Drive (1) Guide 9185564	Qty	Order No.
		1	9185562
		50	9185563
Screw - Retention Kit Clip			
	Description	Order No.	
	8-15 X 1" TYP A SS	9185706	

100 Series Awning Windows (2008 to Present)

Service Replacement

Service Replacement Only Parts

Grille / Vinyl			
Exterior/Interior Grille with tape / Vinyl / 3/4" W			
Note: 3/4" wide. See Guide. See Service Guide 9153244 .			
	Color	72"	108"
	White	9178882	9173962
	Terratone®	9178884	9173964
	Sandtone	9178883	9173963
	Cocoa Bean	9178885	9173965
	Dark Bronze	9178886	9173966
	Black	9178887	9173967
Exterior/Interior Grille with tape / Vinyl / 2 1/4" W			
Note: 2 1/4" wide. See Service Guide 9153244 .			
	Color	72"	108"
	White	9178899	9173979
	Terratone®	9178894	9173974
	Sandtone	9178895	9173975
	Cocoa Bean	9178897	9173977
	Dark Bronze	9178896	9173976
	Black	9178898	9173978
817 Mull Repair			
Adhesive - Dual Pack Injector			
			Order No. 9180322
Dispensing Gun - 2 Part Adhesive Application			
			Order No. 9068754
Nozzle - Straight Tip			
			Order No. 9053806
Weep Hole Covers			
	Color	Order No.	
	White		9164001
	Terratone®		9172923
	Sandtone		9172924
	Cocoa Bean		9172925
	Black		9172926
Dark Bronze		9164002	

Service Replacement Only Parts

Flush Fin Mull Components

Bent Interior Flat Trim Kits *(April 2023 - Present)*

Note:

Made to order kits for flush fin specialty shapes individual units & specialty shapes mulls. Specific unit dimensions required - use product ID label or service technician to measure correct dimensions.

		Order No. Configured
--	--	--------------------------------

End Cap - Flush Fin *(April 2023 - Present)*

Note:

Used on flush fin mull.

		Color	Order No.
		White	9185751
		Terratone®	9185755
		Sandtone	9185752
		Dark Bronze	9185754
		Black	9185753

End Plug - Flush Fin *(April 2023 - Present)*

Note:

Used for end sealing flush fin mull.

		Order No. 9185756
---	--	-----------------------------