

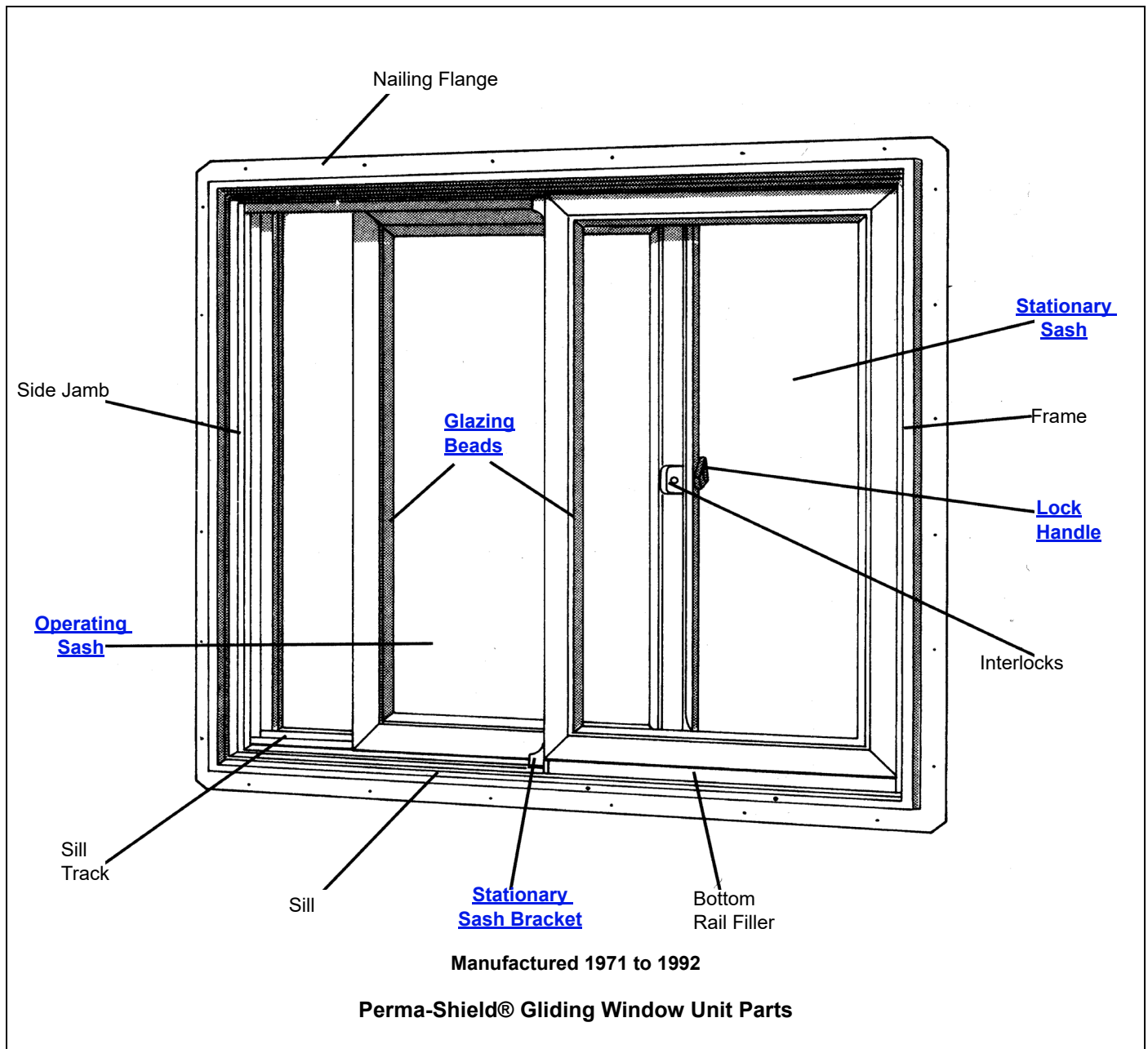
What's in This Section

Standard Units	Page 3
Parts Illustration	3
Unit Sizes	4
Unit Size Chart	4
Sash	5
Size Table	5
Sash Assembly Illustration- Operating	6
Sash - Operating	7
Sash Parts - Operating	7
Sash Illustration - Stationary	8
Sash - Stationary	9
Sash Parts - Stationary	9
Glazing Beads	10
Insect Screens	11
Insect Screen	11
Insect Screen Parts	12
Combination Units	13
Combination Unit Illustration	13
Hardware	14
Lock Parts	14
Hardware Parts	15
Frames	16
Complete Frame Assembly	16
Complete Frames	17

Parts Illustration

Note:

Limited replacement parts are available.



Unit viewed from exterior.

Unit Sizes

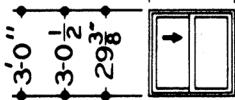
Unit Size Chart

Note:

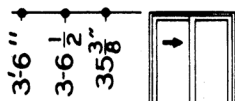
Unit Dim. refers to overall outside-to-outside frame. Glass refers to unobstructed, visible glass dimensions. Arrows indicate operation of left hand sash with right-hand stationary. Picture windows have left and right venting flanking sash. All venting indicated as viewed from the exterior.

See [Measuring Visible Glass Video](#).

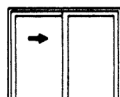
UNIT DIM.	3'-0"	4'-0"	5'-0"	6'-0"	8'-0"
RGH. OPG.	3-0 1/2"	4-0 1/2"	5-0 1/2"	6-0 1/2"	8-0 1/2"
GLASS *	14"	20"	26"	32"	20" 45" 20"



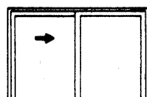
G33



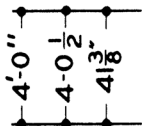
G336



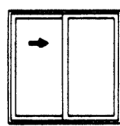
G436



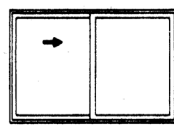
G536



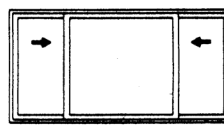
G44



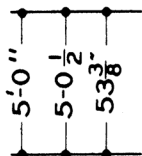
G54



G64



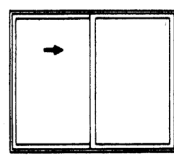
G804



G55



G65



G805

G804 DISCONTINUED 1/1/1983
G805

Perma-Shield® Gliding Window Unit Sizes

Unit viewed from exterior.

Perma-Shield® Gliding Windows (1971 to 1992)

Standard Units

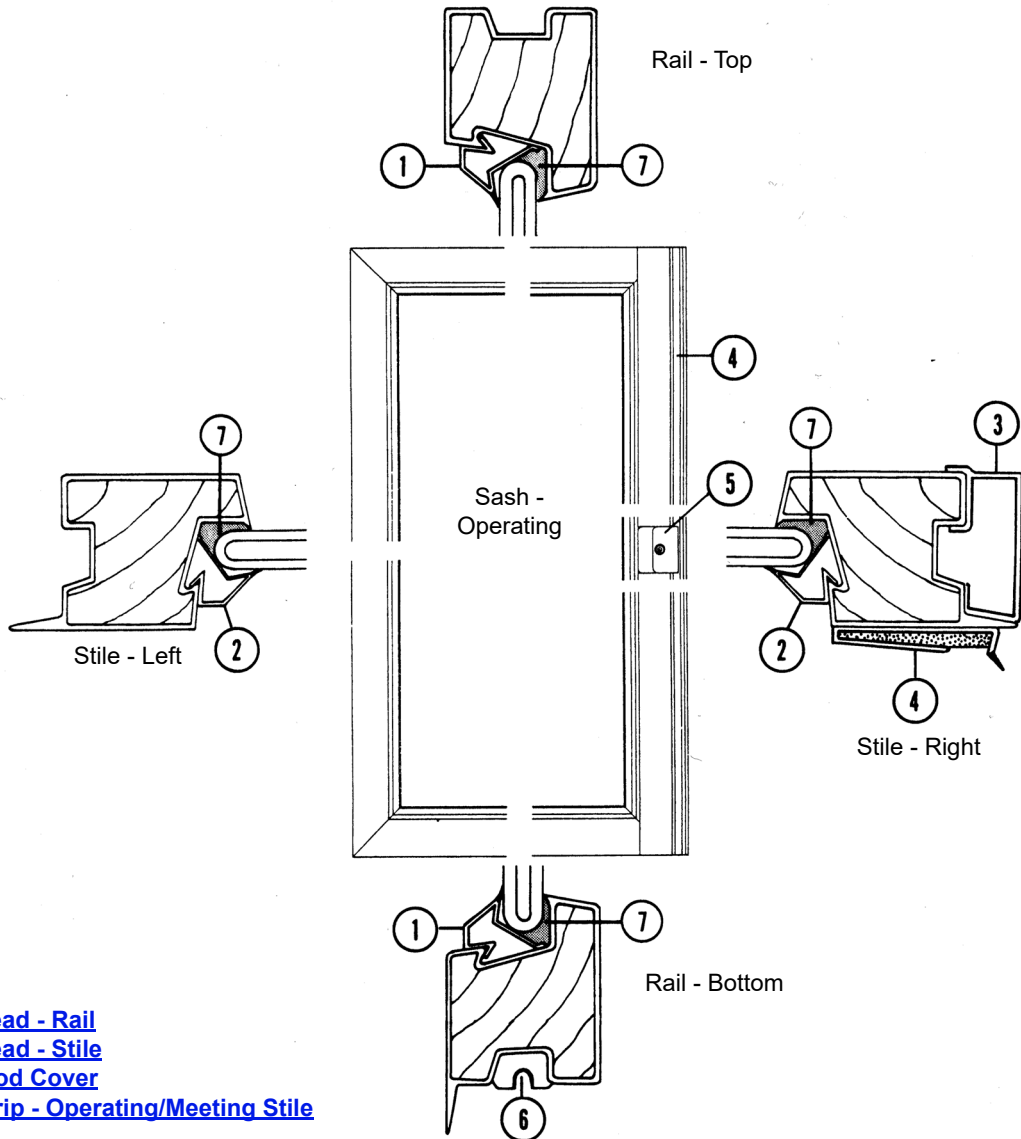
Sash

Size Table			
Unit No.	Overall Sash (w x h)	Unobstructed Glass (w x h)	Actual Glass (w x h)
G33	17 1/2 × 32 7/8	14 × 29 3/8	14 3/4 × 30 3/16
G336	17 1/2 × 38 7/8	14 × 35 3/8	14 3/4 × 36 3/16
G436	23 1/2 × 38 7/8	20 × 35 3/8	20 3/4 × 36 3/16
G44	23 1/2 × 44 7/8	20 × 41 3/8	20 3/4 × 42 3/16
G536	29 1/2 × 38 7/8	26 × 35 3/8	26 3/4 × 36 3/16
G54	29 1/2 × 44 7/8	26 × 41 3/8	26 3/4 × 42 3/16
G55	29 1/2 × 56 7/8	26 × 53 3/8	26 3/4 × 54 3/16
G64	35 1/2 × 44 7/8	32 × 41 3/8	32 3/4 × 42 3/16
G65	35 1/2 × 56 7/8	32 × 53 3/8	32 3/4 × 54 3/16
G804	23 1/2 × 44 7/8	20 × 41 3/8	20 3/4 × 42 3/16
	48 1/2 × 44 7/8	45 × 41 3/8	45 3/4 × 42 3/16
	23 1/2 × 44 7/8	20 × 41 3/8	20 3/4 × 42 3/16
G805	23 1/2 × 56 7/8	20 × 53 3/8	20 3/4 × 54 3/16
	48 1/2 × 56 7/8	45 × 53 3/8	45 3/4 × 54 3/16
	23 1/2 × 56 7/8	20 × 53 3/8	20 3/4 × 54 3/16

Sash

Sash Assembly Illustration- Operating

Sash - Operating



1. [Glazing Bead - Rail](#)
2. [Glazing Bead - Stile](#)
3. [Locking Rod Cover](#)
4. [Weatherstrip - Operating/Meeting Stile](#)
5. Interlock
6. [Bottom Rail Glide](#)
7. Silicone or Butyl Glazing

Perma-Shield® Gliding Window Operating Sash

Perma-Shield® Gliding Windows (1971 to 1992)

Standard Units

Sash

Sash - Operating

Note:

Locking hardware is applied to replacement operating sash.

Sash - Operating / Dual Pane



parts.andersenwindows.com

Unit No.	White	
G33-L	1721204	
G336-L	1721208	
G436-L	1721212	
G44-L	1721220	
G536-L	1721216	
G54-L	1721224	
G55-L	1721228	
G64-L	1721232	
G65-L	1721236	
Unit No.	Left	Right
G804	1721220	1721140
G805	1721250	1721150

Sash - Operating / High Altitude Dual Pane

Note:

High Altitude Dual Pane Operating Sash are available. Order by description.

Sash Parts - Operating

Locking Rod Cover Ref. No. 3 [page 6](#)



Unit No.	White	
G3	N/A	
G36	1723604	
G4-LH/RH	1723606	
G5-LH/RH	1723610	

Weatherstrip - Operating / Meeting Stile Ref. No. 4 [page 6](#)

Note:

Weatherstrip is adhered with vinyl-to-vinyl adhesive, sold below. See [Replacement Video](#).



Unit No.	White	
G3-L	1760704	
G36-L	1760708	
	Left	Right
G4-LH/RH	1760712	1760716
G5-LH/RH	1760720	1760724

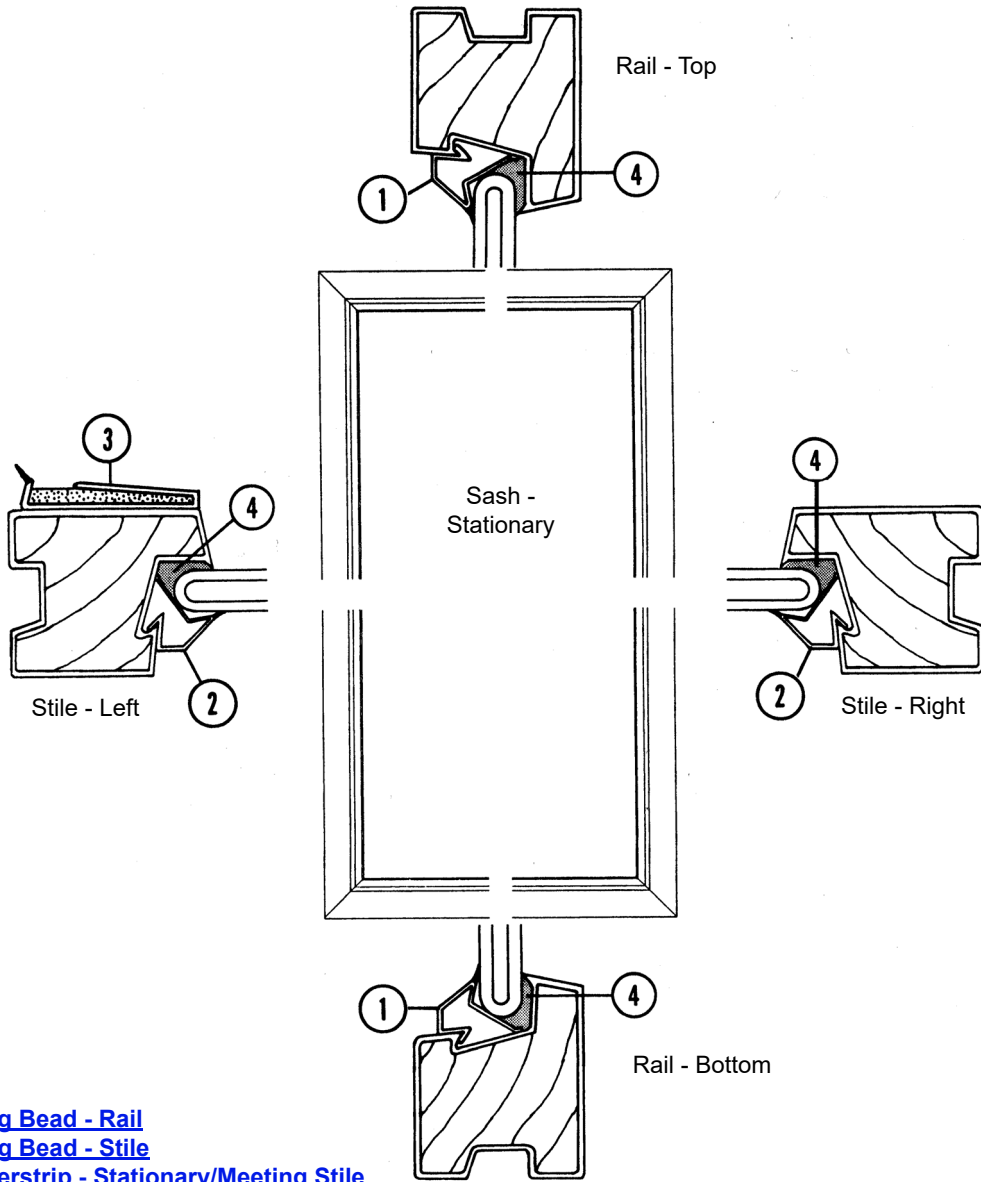
Adhesive - Vinyl-to-Vinyl

Size	Clear
2 ounce	1357007
1 pint	1357012

Sash

Sash Illustration - Stationary

Sash - Stationary



- 1. [Glazing Bead - Rail](#)
- 2. [Glazing Bead - Stile](#)
- 3. [Weatherstrip - Stationary/Meeting Stile](#)
- 4. Silicone or Butyl Glazing

Perma-Shield® Gliding Window Stationary Sash


Perma-Shield® Gliding Windows (1971 to 1992)

Standard Units

Sash

Sash - Stationary

Sash - Stationary / Dual Pane

 <p>parts.andersenwindows.com</p>		Unit No.	White
		G33-S	1720204
		G336-S	1720208
		G436-S	1720212
		G44-S	1720220
		G536-S	1720216
		G54-S	1720224
		G55-S	1720228
		G64-S	1720232
		G65-S	1720236
		G804-S	1720240
		G805-S	1720250

Sash - Stationary / High Altitude Dual Pane

Note:

High Altitude Dual Pane Stationary Sash are available. Order by description.

Sash Parts - Stationary

Weatherstrip - Stationary / Meeting Stile Ref. No. 3 [page 8](#)

Note:

Weatherstrip is adhered with vinyl-to-vinyl adhesive, sold below. See [Replacement Video](#).

	<p>Note: Weatherstrip is adhered with vinyl-to-vinyl adhesive, which is sold separately.</p>	Unit No.	White
		G3	1760604
		G36	1760608
		G4	1760612
		G5	1760616

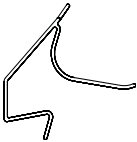
Adhesive - Vinyl-to-Vinyl

	Size	Clear
	2 ounce	1357007
	1 pint	1357012

Sash

Glazing Beads

Glazing Bead - Dual Pane / Rail (1971 to 1992)

		Unit No.	Dimensions	White
		G3	14 ²⁹ / ₃₂ X ³ / ₈	1760904
		G4	20 ²⁹ / ₃₂ X ³ / ₈	1760908
		G5	26 ²⁹ / ₃₂ X ³ / ₈	1760912
		G6	32 ²⁹ / ₃₂ X ³ / ₈	1760920

Glazing Bead - Dual Pane / Stile (1971 to 1992)

		Unit No.	Dimensions	White
		G3	29 ¹⁵ / ₁₆ X ³ / ₈	1761004
		G36	35 ¹⁵ / ₁₆ X ³ / ₈	1761008
		G4	41 ¹⁵ / ₁₆ X ³ / ₈	1761012
		G5	53 ¹⁵ / ₁₆ X ³ / ₈	1761016

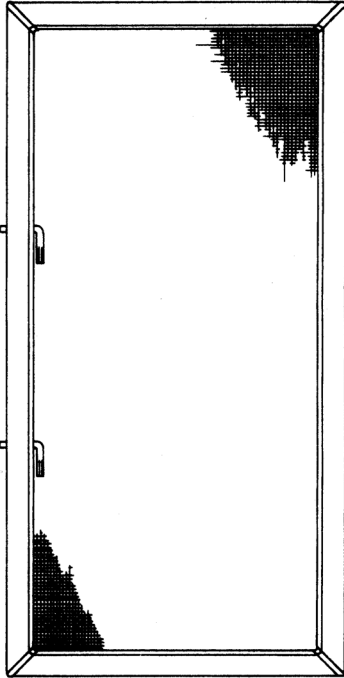
Insect Screens

Insect Screen


Insect Screen Graphic

Note:

1971 - 1996 vintage screens are not available. 1997 - present screen shown is replacement screen for older version not available.



1971 - 1996 (Not Available)



1997 - Present


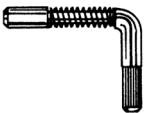
Perma-Shield® Gliding Window Insect Screen

Insect Screen



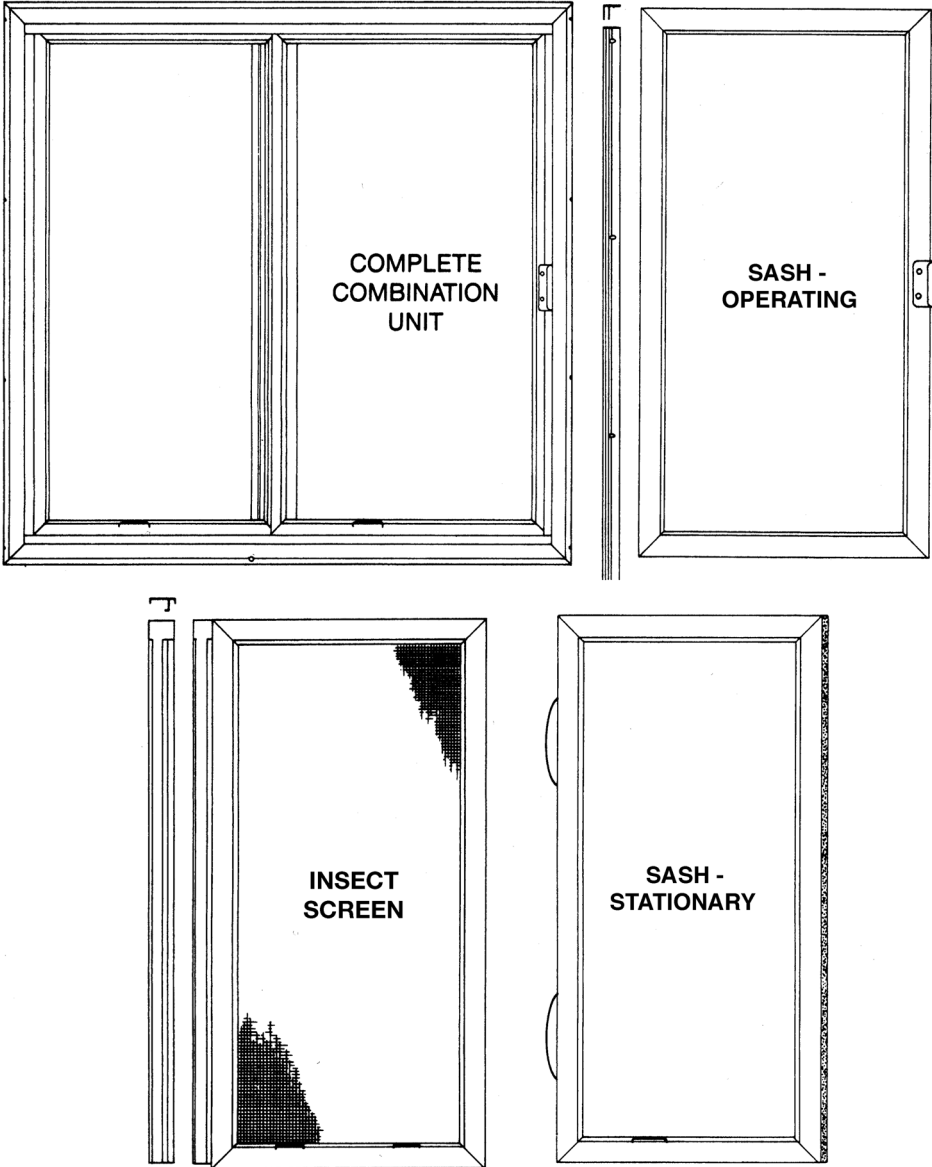
Unit No.	Dimensions	White
G33	17 1/8 × 34 1/32	1703004
G336	17 1/8 × 40 1/32	1703008
G436	23 1/8 × 40 1/32	1703012
G44	23 1/8 × 46 1/32	1703020
G536	29 1/8 × 40 1/32	1703016
G54	29 1/8 × 46 1/32	1703024
G55	29 1/8 × 58 1/32	1703032
G64	35 1/8 × 46 1/32	1703028
G65	35 1/8 × 58 1/32	1703036
G805	23 1/8 × 58 1/32	1703050

Insect Screens

Insect Screen Parts		
Insect Screen Spring Bolt Plunger (1997 to Present)		
 <p>New Style</p>		Order No. 1760053
Insect Screen Spring Bolt Plunger (1971 to 1996)		
Note: Replace with current (1997 to Present) insect screen assembly.		
 <p>Old Style</p>		Order No. N/A

Combination Units

Combination Unit Illustration



Perma-Shield® Gliding Combination Window

Unit viewed from interior.


Hardware

Lock Parts

Locking Rod Sets

Note:

Previous vintage sash locks are no longer available. Use current vintage locking rod set and sash lock housing for replacement. See [Replacement Video](#).



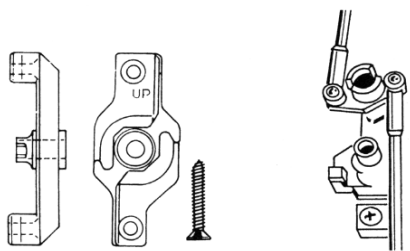
	Unit No.	Length	Order No.
	G3	16 5/8"	1750004
	G36	19 5/8"	1750008
	G4	22 5/8"	1750012
	G5	28 5/8"	1750016

Locking Rod Spring



Order No.
1723506

Sash Lock Housing with Screws



Current

Non-current

Left	Right
1760004	1760008

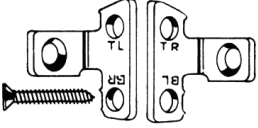
Perma-Shield® Gliding Windows (1971 to 1992)

Standard Units

Hardware

Hardware Parts

Rod Guide with Screws

		Bottom Left/ Top Right	Bottom Right/ Top Left
		1723502	1723504


Handle Ref. [page 3](#)

		Left	Right
		1760012	1760016

Stationary Sash Bracket - Head and Sill

		Order No.
		1760040

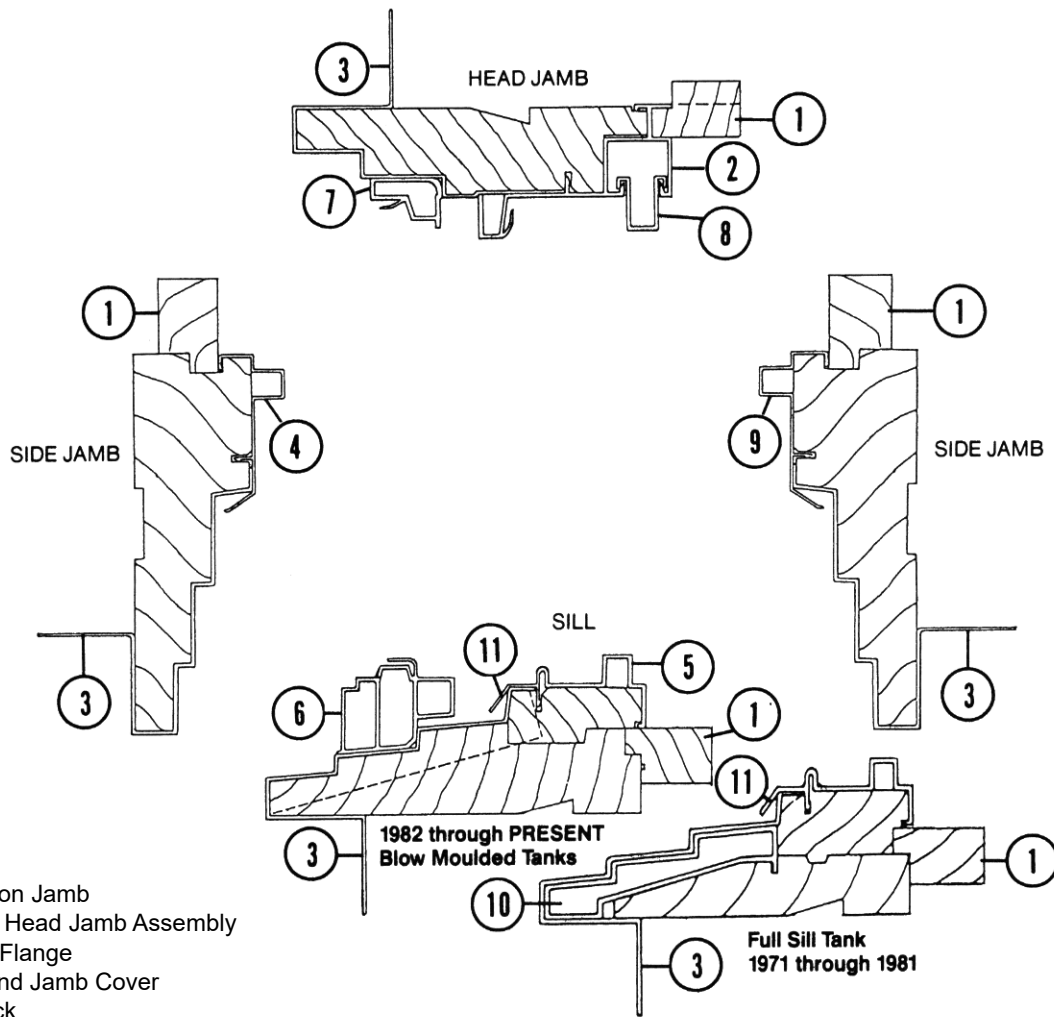
Bottom Rail Glide Ref. No. 6 [page 6](#)

		Order No.
		1760032

Frames

Frames

Complete Frame Assembly



Perma-Shield® Gliding Window Frame Assembly

Frames

Complete Frames

Complete Frames

Note:

Complete frames are no longer available.

Frames
