

What's in This Section

Single, 2-Panel, 3-Panel, and Stationary	Page 5
Parts Illustration	5
Parts Illustration - Single Panel	5
Parts Illustration - 2-Panel / Center-Hinged	6
Parts Illustration - 2-Panel / Active/Passive and Passive/Active	7
Parts Illustration - 3-Panel	8
Color Options Exterior	9
Color / Finish Options Interior	10
Unit Sizes	11
Standard and Custom Door Sizes	11
A Series Product Label	11
Unit Size Chart - Single Panel	12
Unit Size Chart - 2-Panel	13
Unit Size Chart - 3-Panel	14
Panel Replacement Reference	15
Product History	16
Product History	16
Panels - Active	17
Active Panel Graphic	17
Active Panel Size Table	18
Active Panels	19
Panels - Passive	20
Passive Panel Graphic	20
Passive Panel Size Table	21
Passive Panels	22
Panel Astragal - Passive	23
Astragal Parts	23
Transition Plates - Passive Panel	24
Panels - Stationary / Sidelight	25
Stationary / Sidelight Panel Graphic	25
Stationary / Sidelight Panel Size Table	26
Stationary / Sidelight Panels	27
Panel Stops	28
Shared Panel Parts	29
Panel Parts - Blinds Between the Glass	29
Glass Stops	30
Gasket Weatherstrip	32

Watershed	32
Insect Screens	33
Standard Gliding Insect Screen Graphic	33
Standard Gliding Insect Screen Size Chart	33
Standard Gliding Insect Screens	34
Top Hung Gliding Insect Screen Graphic	36
Top Hung Gliding Insect Screen Size Chart	36
Top Hung Gliding Insect Screens	37
Insect Screen Guides - Gliding / Standard and Top Hung	38
Insect Screen Parts and Hardware - Gliding	41
Hinged Insect Screen Graphic	46
Hinged Insect Screen Kits	46
Hinged Insect Screen Kits / Double	48
Insect Screen Astragal - Hinged / Double	50
Insect Screen Parts and Hardware - Hinged	52
Installation Hardware Package - Hinged Insect Screen	55
Universal Insect Rescreening Kits	56
Grilles	57
Traditional Interior Grilles - Standard / Custom	57
Contemporary Interior Grilles - Standard / Custom	58
Interior Grille Parts and Tools	59
Hardware	60
Andersen® Half Trim Set Kits - Interior	60
Andersen® Half Trim Set Kits - Exterior	61
Construction Trim Set	62
Andersen® Hardware - Tribeca®	63
Andersen® Hardware - Anvers®	67
Andersen® Hardware - Albany	70
Andersen® Hardware - Newbury®	73
Andersen® Hardware - Covington™	77
Andersen® Hardware - Whitmore®	80
Andersen® Hardware - Encino®	84
Andersen® Hardware - Yuma®	87
Designer Hardware - FSB®	90
Designer Hardware - Baldwin®	96
Designer Hardware - Ashley Norton	101
Yale® Assure Lock®	105
Shared Andersen® Trim Set Parts	108
Shared Andersen® Key Lock Parts	111
Lock Mechanisms	113
Lock Mechanism - Active / High Corrosion Resistant	114
Lock Mechanism - Passive / High Corrosion Resistant	115
Lock Mechanism - Component Illustration / High Corrosion Resistant	116
Hook Bolt Parts	117

Flush Bolt Parts	117
Latch Bolt Parts	118
Hinge Parts	119
Miscellaneous Andersen® Hardware Parts	121
Fasteners	123
Frames	125
Frame Assembly Illustration	125
Frames	126
Installation Flanges	126
Installation Kit	127
Extension Jamb Kits	128
Extension Jamb / Wood / Lineal	129
Extension Jambs / Painted / Lineal	130
Fastener Covers	130
Sill Parts	131
Frame Parts	132
Fasteners	132
Joining Components	133
Fiberglass Joining Exploded View	133
Fiberglass Joining Kits	134
Fiberglass Joining Hardware Kits	135
Fiberglass Joining Kit Components	136
Vintage LVL Joining Kit Components	141
Mull Cover Kits	145
Universal Drip Cap - Continuous	146
A-Series Stormwatch® Protection (Coastal Product)	Page 147
Panels - Active	147
Active Panels / Single (Impact Resistant)	147
Active Panels / Double / AP or PA (Impact Resistant)	148
Panels - Passive	149
Passive Panels (Impact Resistant)	149
Panel Astragal - One Piece / Stainless Steel (Impact Resistant)	150
Panels - Stationary	151
Stationary Panels (Impact Resistant)	151
Shared Panel Parts	152
Glass Stops	152
Hardware	153
Lock Mechanism	153
Lock Mechanism (Impact Resistant) - High Corrosion Resistant	153
Fasteners	153

Sill	154
Channel / Sill Drop Nose Kit (Impact Resistant)	154
Service Replacement	Page 155
Service Replacement Only Parts	155
Service Replacement Only Parts	155
Weatherstrip - Watershed	155
Exterior / Interior Grilles - Permanently Applied / Taped	156
Shims	158
Narrow Mullion Joining Components	158

A-Series Hinged Doors (2008 to Present)

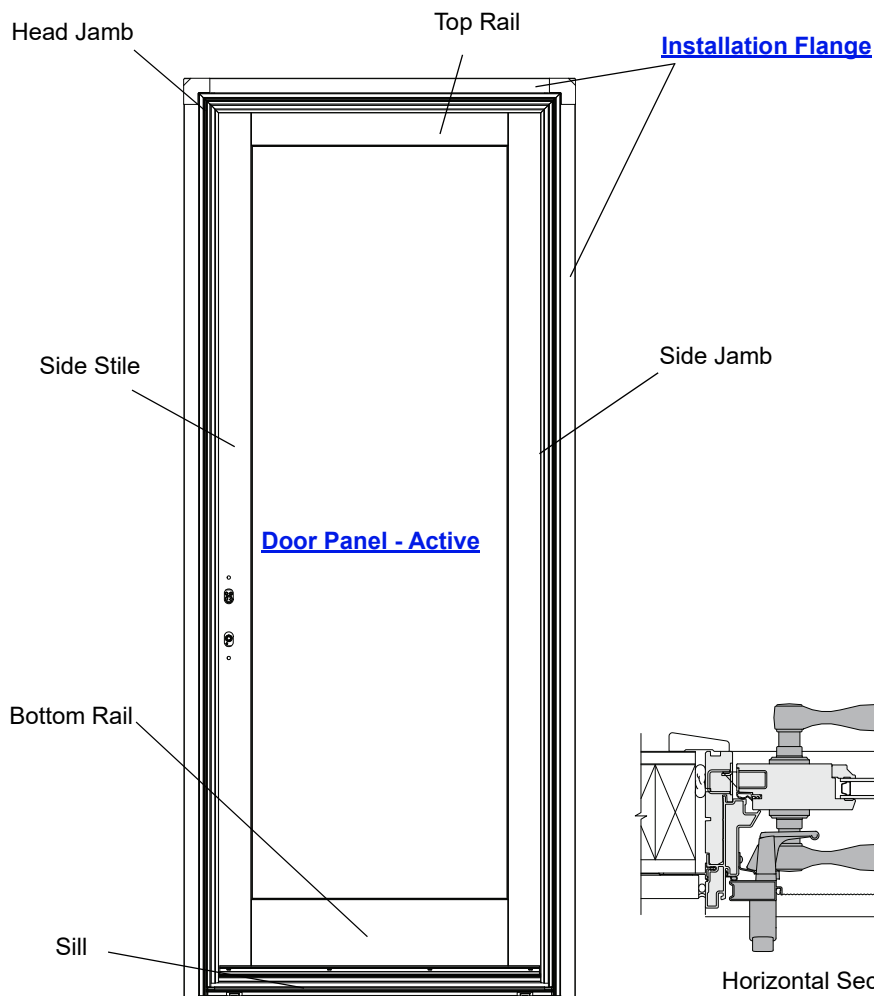
Single, 2-Panel, 3-Panel, and Stationary

Parts Illustration

Parts Illustration - Single Panel

Note:

Left-hand, right-hand and stationary doors are available. Illustration shows right-hand door. See latest [Product Details](#).



Manufactured 2008 to Present

A-Series Hinged Door Unit Parts - Single Panel

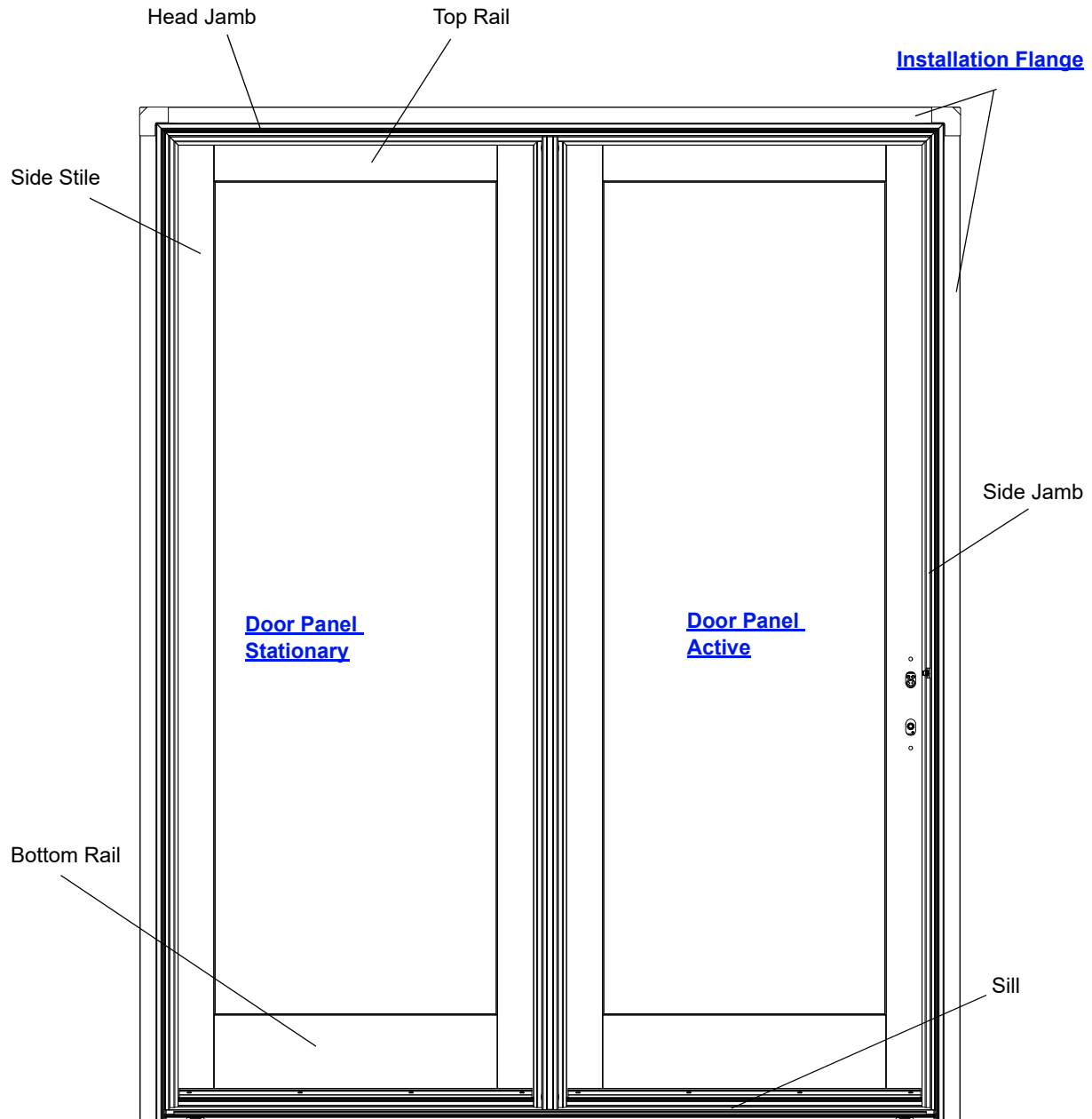
Unit viewed from exterior.

Parts Illustration

Parts Illustration - 2-Panel / Center-Hinged

Note:

Left-hand, right-hand, and stationary doors are available. Illustration shows SAL door. See latest [Product Details](#).



Manufactured 2008 to Present

A-Series Hinged Door Unit Parts - 2-Panel, Center-Hinged

Unit viewed from exterior.

A-Series Hinged Doors (2008 to Present)

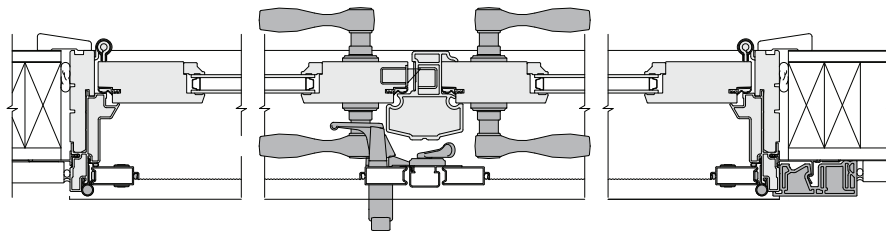
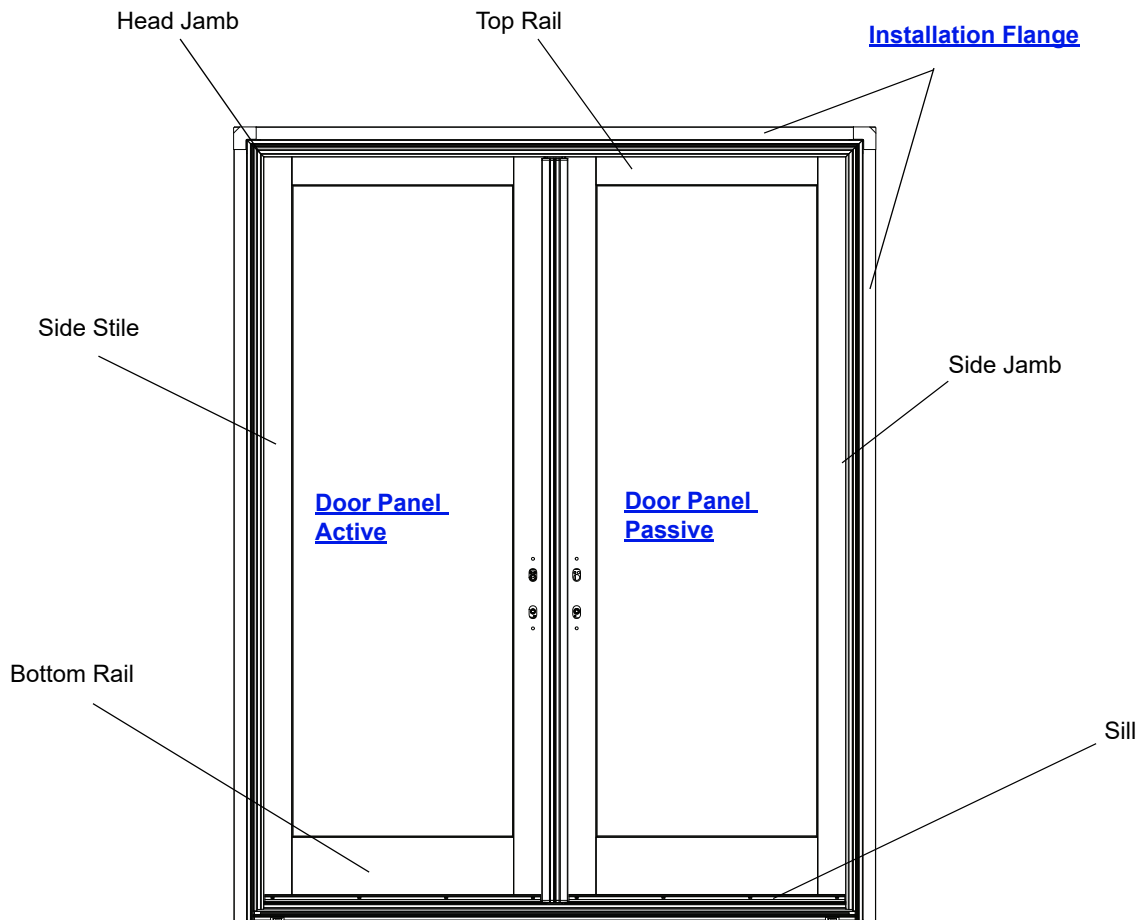
Single, 2-Panel, 3-Panel, and Stationary

Parts Illustration

Parts Illustration - 2-Panel / Active/Passive and Passive/Active

Note:

Left-hand, right-hand, and stationary doors are available. Illustration shows AP door. See latest [Product Details](#).



Horizontal Section - 2-Panel Active/Passive (APLR)

Manufactured 2008 to Present

A-Series Hinged Door Unit Parts - 2-Panel Active/Passive and Passive/Active

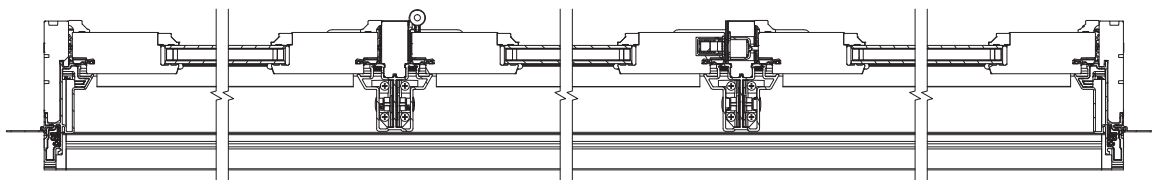
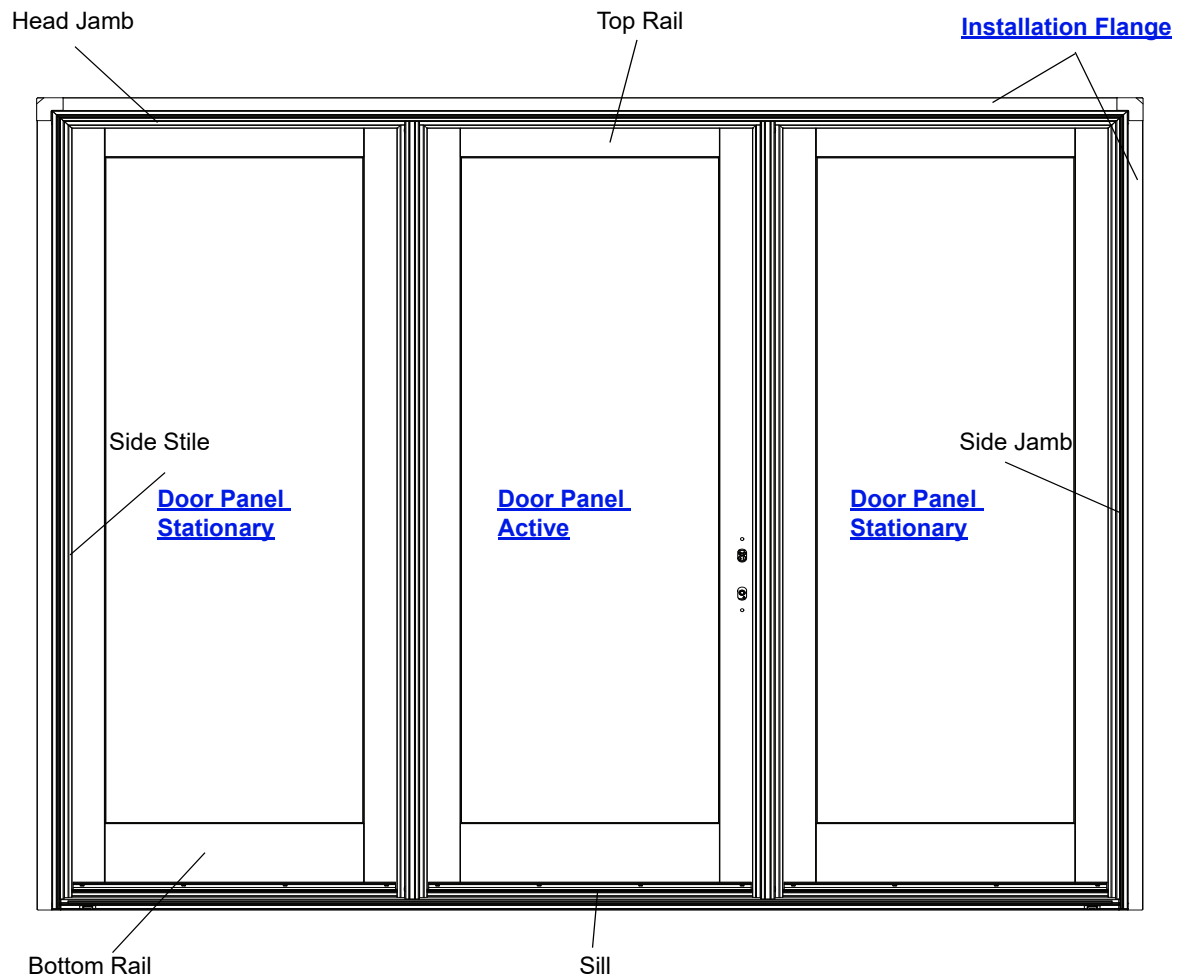
Unit viewed from exterior.

Parts Illustration

Parts Illustration - 3-Panel

Note:

Left-hand, right-hand, and stationary doors are available. Illustration shows SASL door. See latest [Product Details](#).



Horizontal Section - 3-Panel (SASL)

Manufactured 2008 to Present

A-Series Hinged Door Unit Parts - 3-Panel

Unit viewed from exterior.

A-Series Hinged Doors (2008 to Present)


Single, 2-Panel, 3-Panel, and Stationary

Parts Illustration

Color Options Exterior

Note:


[Latest Exterior color options.](#)



White




Sandtone



Canvas




Prairie Grass




Terratone




Forest Green



Dove Gray



Dark Bronze



Cocoa Bean



Red Rock



Black

Parts Illustration

Color / Finish Options Interior

Note:

See [interior species/finish/color options](#). See iQ+ for specific configuration options.

Interior Stains



Honey



Natural



Cinnamon



Russet



Mocha



Espresso

Interior Species



Pine



Maple



Vertical Grain
Douglas Fir



Oak




Cherry



Mahogany


Interior Colors / Painted & Primed



White



Birch Bark



Primed



Sandtone



Canvas



Terratone



Forest Green



Dove Gray



Prairie Grass



Cocoa Bean



Red Rock



Black



Dark Bronze

A-Series Hinged Doors (2008 to Present)

Single, 2-Panel, 3-Panel, and Stationary

Unit Sizes

Standard and Custom Door Sizes

Note:

A-Series Inswing Doors are available in standard sizes (see standard size charts, [page 12](#)). Replacement parts for some standard doors can be ordered using the numbers listed in this catalog. Many replacement parts for standard doors are made to order. These items are ordered using the Product ID found on the identification label and a description of the part needed. See [Service Guide 9051877](#).

A-Series Inswing Doors are also available in custom sizes in 1/8" increments between the smallest and the largest standard sizes. Most replacement parts for custom-sized doors are made to order and can be ordered with the Product ID found on the identification label and a description of the part needed. See [Service Guide 9051877](#).

A Series Product Label

Note:

Every A-Series Inswing Door will have an identification label or glass etching containing a unique Product ID. The Product ID on A-Series Inswing Doors will be located at the top of the door frame or etched into the glass. See [Service Guide 9051877](#). The Product ID may be up to 14 digits long (excluding hyphens), depending on the age of the unit. Replacement parts will also get their own unique Product ID. When ordering replacement parts, providing the Product ID ensures that replacement parts match the specifications.

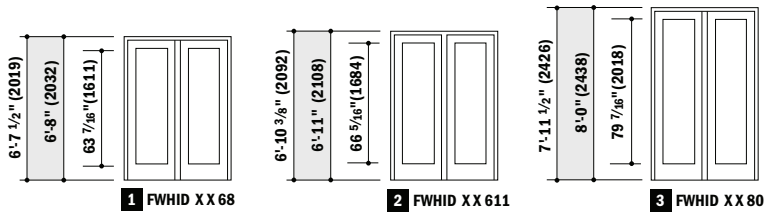
Unit Sizes

Unit Size Chart - Single Panel

Note:

Unit Dimension refers to overall outside-to-outside frame. Unobstructed Glass refers to visible glass dimensions. Numbers in parentheses are metric measurements. See [Measuring Visible Glass Video](#).

THREE BASIC UNIT HEIGHTS



CUSTOM SIZES

Custom unit sizes available in 1/8" increments between the smallest and largest standard patio door sizes.

Some restrictions apply. Contact your Andersen supplier for availability.

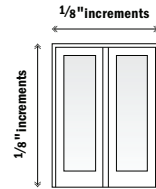


Table of Basic Unit Sizes— One Panel Doors
Scale 1/8" = 1'-0" (1:96)

Unit Dimension	2'-0 1/8"	2'-6 1/8"	2'-6 1/8"	2'-6 1/8"	2'-8 1/8"	2'-8 1/8"	2'-8 1/8"
(612)	(764)	(764)	(764)	(815)	(815)	(815)	(815)
Minimum Rough Opening	2'-1"	2'-7"	2'-7"	2'-7"	2'-9"	2'-9"	2'-9"
(634)	(787)	(787)	(787)	(838)	(838)	(838)	(838)
Unobstructed Glass	12 7/8"	18 7/8"	18 7/8"	18 7/8"	20 7/8"	20 7/8"	20 7/8"
(327)	(479)	(479)	(479)	(530)	(530)	(530)	(530)
Available in 3 heights							
	FWHID 1 2168S 2 21611S 3 2180S	FWHID 1 2768AR 2 27611AR 3 2780AR	FWHID 1 2768AL 2 27611AL 3 2780AL	FWHID 1 2768S 2 27611S 3 2780S	FWHID 1 2968AR 2 29611AR 3 2980AR	FWHID 1 2968AL 2 29611AL 3 2980AL	FWHID 1 2968S 2 29611S 3 2980S
Unit Dimension	3'-0 1/8"	3'-0 1/8"	3'-0 1/8"	3'-2 1/8"	3'-2 1/8"	3'-2 1/8"	
(917)	(917)	(917)	(968)	(968)	(968)		
Minimum Rough Opening	3'-1"	3'-1"	3'-1"	3'-3"	3'-3"	3'-3"	
(940)	(940)	(940)	(991)	(991)	(991)		
Unobstructed Glass	24 7/8"	24 7/8"	24 7/8"	26 7/8"	26 7/8"	26 7/8"	
(632)	(632)	(632)	(683)	(683)	(683)		
Available in 3 heights							
	FWHID 1 3168AR 2 31611AR 3 3180AR	FWHID 1 3168AL 2 31611AL 3 3180AL	FWHID 1 3168S 2 31611S 3 3180S	FWHID 1 3368AR 2 33611AR 3 3380AR	FWHID 1 3368AL 2 33611AL 3 3380AL	FWHID 1 3368S 2 33611S 3 3380S	

Hinged inswing patio doors are available in 4 9/16" and 6 9/16" jamb depths.

A-Series Hinged Door Unit Sizes - 1-Panel

Unit viewed from exterior.

A-Series Hinged Doors (2008 to Present)

Single, 2-Panel, 3-Panel, and Stationary

Unit Sizes

Unit Size Chart - 2-Panel

Note:

Unit Dimension refers to overall outside-to-outside frame. Unobstructed Glass refers to visible glass dimensions. Numbers in parentheses are metric measurements. See [Measuring Visible Glass Video](#).

Table of Basic Unit Sizes— Two Panel Doors

Unit Dimension	3'-11 1/4"	3'-11 1/4"	3'-11 1/4"	4'-11 1/4"	4'-11 1/4"	4'-11 1/4"	4'-11 1/4"	4'-11 1/4"	4'-11 1/4"	4'-11 1/4"
Minimum	(1200)	(1200)	(1200)	(1505)	(1505)	(1505)	(1505)	(1505)	(1505)	(1505)
Rough Opening	4'-0"	4'-0"	4'-0"	5'-0"	5'-0"	5'-0"	5'-0"	5'-0"	5'-0"	5'-0"
Unobstructed Glass	12 7/8" 12 7/8" (327) (327)	12 7/8" 12 7/8" (327) (327)	12 7/8" 12 7/8" (327) (327)	18 7/8" 18 7/8" (479) (479)	18 7/8" 18 7/8" (479) (479)	18 7/8" 18 7/8" (479) (479)	18 7/8" 18 7/8" (479) (479)	18 7/8" 18 7/8" (479) (479)	18 7/8" 18 7/8" (479) (479)	18 7/8" 18 7/8" (479) (479)
Available in 3 heights										
	FWHID 1 4063APLR 2 40611APLR 3 4080APLR	FWHID 4068PALR 40611PALR 4080PALR	FWHID 4068SS 40611SS 4080SS	FWHID 5083APLR 50811APLR 5080APLR	FWHID 5083PALR 50811PALR 5080PALR	FWHID 5063ASR 50611ASR 5080ASR	FWHID 5063ASL 50611ASL 5080ASL	FWHID 5068SAL 50611SAL 5080SAL	FWHID 5068SAR 50611SAR 5080SAR	FWHID 5068SS 50611SS 5080SS
Unit Dimension	5'-3 1/4"	5'-3 1/4"	5'-3 1/4"	5'-3 1/4"	5'-3 1/4"	5'-3 1/4"	5'-3 1/4"	5'-3 1/4"	5'-3 1/4"	5'-3 1/4"
Minimum	(1607)	(1607)	(1607)	(1607)	(1607)	(1607)	(1607)	(1607)	(1607)	(1607)
Rough Opening	5'-4"	5'-4"	5'-4"	5'-4"	5'-4"	5'-4"	5'-4"	5'-4"	5'-4"	5'-4"
Unobstructed Glass	20 7/8" 20 7/8" (530) (530)	20 7/8" 20 7/8" (530) (530)	20 7/8" 20 7/8" (530) (530)	20 7/8" 20 7/8" (530) (530)	20 7/8" 20 7/8" (530) (530)	20 7/8" 20 7/8" (530) (530)	20 7/8" 20 7/8" (530) (530)	20 7/8" 20 7/8" (530) (530)	20 7/8" 20 7/8" (530) (530)	20 7/8" 20 7/8" (530) (530)
Available in 3 heights										
	FWHID 1 5463APLR 2 54611APLR 3 5480APLR	FWHID 5468PALR 54611PALR 5480PALR	FWHID 5463ASR 54611ASR 5480ASR	FWHID 5468ASL 54611ASL 5480ASL	FWHID 5463ASL 54611ASL 5480ASL	FWHID 5468SAR 54611SAR 5480SAR	FWHID 5468SAR 54611SAR 5480SAR	FWHID 5468SS 54611SS 5480SS	FWHID 5468SS 54611SS 5480SS	FWHID 5468SS 54611SS 5480SS
Unit Dimension	5'-11 1/4"	5'-11 1/4"	5'-11 1/4"	5'-11 1/4"	5'-11 1/4"	5'-11 1/4"	5'-11 1/4"	5'-11 1/4"	5'-11 1/4"	5'-11 1/4"
Minimum	(1810)	(1810)	(1810)	(1810)	(1810)	(1810)	(1810)	(1810)	(1810)	(1810)
Rough Opening	6'-0"	6'-0"	6'-0"	6'-0"	6'-0"	6'-0"	6'-0"	6'-0"	6'-0"	6'-0"
Unobstructed Glass	24 7/8" 24 7/8" (632) (632)	24 7/8" 24 7/8" (632) (632)	24 7/8" 24 7/8" (632) (632)	24 7/8" 24 7/8" (632) (632)	24 7/8" 24 7/8" (632) (632)	24 7/8" 24 7/8" (632) (632)	24 7/8" 24 7/8" (632) (632)	24 7/8" 24 7/8" (632) (632)	24 7/8" 24 7/8" (632) (632)	24 7/8" 24 7/8" (632) (632)
Available in 3 heights										
	FWHID 1 6068APLR 2 60611APLR 3 6080APLR	FWHID 6068PALR 60611PALR 6080PALR	FWHID 6068ASR 60611ASR 6080ASR	FWHID 6068ASL 60611ASL 6080ASL	FWHID 6068ASL 60611ASL 6080ASL	FWHID 6068SAR 60611SAR 6080SAR	FWHID 6068SAR 60611SAR 6080SAR	FWHID 6068SS 60611SS 6080SS	FWHID 6068SS 60611SS 6080SS	FWHID 6068SS 60611SS 6080SS
Unit Dimension	6'-3 1/4"	6'-3 1/4"	6'-3 1/4"	6'-3 1/4"	6'-3 1/4"	6'-3 1/4"	6'-3 1/4"	6'-3 1/4"	6'-3 1/4"	6'-3 1/4"
Minimum	(1911)	(1911)	(1911)	(1911)	(1911)	(1911)	(1911)	(1911)	(1911)	(1911)
Rough Opening	6'-4"	6'-4"	6'-4"	6'-4"	6'-4"	6'-4"	6'-4"	6'-4"	6'-4"	6'-4"
Unobstructed Glass	26 7/8" 26 7/8" (683) (683)	26 7/8" 26 7/8" (683) (683)	26 7/8" 26 7/8" (683) (683)	26 7/8" 26 7/8" (683) (683)	26 7/8" 26 7/8" (683) (683)	26 7/8" 26 7/8" (683) (683)	26 7/8" 26 7/8" (683) (683)	26 7/8" 26 7/8" (683) (683)	26 7/8" 26 7/8" (683) (683)	26 7/8" 26 7/8" (683) (683)
Available in 3 heights										
	FWHID 1 6468APLR 2 64611APLR 3 6480APLR	FWHID 6468PALR 64611PALR 6480PALR	FWHID 6468ASR 64611ASR 6480ASR	FWHID 6468ASL 64611ASL 6480ASL	FWHID 6468ASL 64611ASL 6480ASL	FWHID 6468SAR 64611SAR 6480SAR	FWHID 6468SAR 64611SAR 6480SAR	FWHID 6468SS 64611SS 6480SS	FWHID 6468SS 64611SS 6480SS	FWHID 6468SS 64611SS 6480SS

A-Series Hinged Door Unit Sizes - 2-Panel

Unit viewed from exterior.

Unit Sizes

Unit Size Chart - 3-Panel

Note:

Unit Dimension refers to overall outside-to-outside frame. Unobstructed Glass refers to visible glass dimensions. Numbers in parentheses are metric measurements. See [Measuring Visible Glass Video](#).

Table of Basic Unit Sizes— Three Panel Doors

Unit Dimension	7'-10 7/16" (2398)			7'-10 7/16" (2398)		
Minimum Rough Opening	7'-11" (2413)			7'-11" (2413)		
Unobstructed Glass	20 7/8" (530)	20 7/8" (530)	20 7/8" (530)	20 7/8" (530)	20 7/8" (530)	20 7/8" (530)
Available in 3 heights						
	FWHID 1 71168ASSR 2 711611ASSR 3 71180ASSR			FWHID 71168ASSL 711611ASSL 71180ASSL		

Unit Dimension	8'-10 7/16" (2703)			8'-10 7/16" (2703)		
Minimum Rough Opening	8'-11" (2717)			8'-11" (2717)		
Unobstructed Glass	24 7/8" (632)	24 7/8" (632)	24 7/8" (632)	24 7/8" (632)	24 7/8" (632)	24 7/8" (632)
Available in 3 heights						
	FWHID 81168ASSR 811611ASSR 81180ASSR			FWHID 81168ASSL 811611ASSL 81180ASSL		

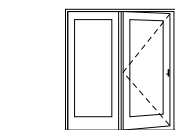
Unit Dimension	7'-10 7/16" (2398)			7'-10 7/16" (2398)			7'-10 7/16" (2398)		
Minimum Rough Opening	7'-11" (2413)			7'-11" (2413)			7'-11" (2413)		
Unobstructed Glass	20 7/8" (530)	20 7/8" (530)	20 7/8" (530)	20 7/8" (530)	20 7/8" (530)	20 7/8" (530)	20 7/8" (530)	20 7/8" (530)	20 7/8" (530)
Available in 3 heights									
	FWHID 1 71168SASR 2 711611SASR 3 71180SASR			FWHID 71168SASL 711611SASL 71180SASL			FWHID 71168SSS 711611SSS 71180SSS		

Unit Dimension	8'-10 7/16" (2703)			8'-10 7/16" (2703)			8'-10 7/16" (2703)		
Minimum Rough Opening	8'-11" (2717)			8'-11" (2717)			8'-11" (2717)		
Unobstructed Glass	24 7/8" (632)	24 7/8" (632)	24 7/8" (632)	24 7/8" (632)	24 7/8" (632)	24 7/8" (632)	24 7/8" (632)	24 7/8" (632)	24 7/8" (632)
Available in 3 heights									
	FWHID 81168SASR 811611SASR 81180SASR			FWHID 81168SASL 811611SASL 81180SASL			FWHID 81168SSS 811611SSS 81180SSS		

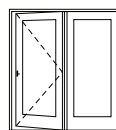
Unit Dimension	7'-10 7/16" (2398)			7'-10 7/16" (2398)			7'-10 7/16" (2398)		
Minimum Rough Opening	7'-11" (2413)			7'-11" (2413)			7'-11" (2413)		
Unobstructed Glass	20 7/8" (530)	20 7/8" (530)	20 7/8" (530)	20 7/8" (530)	20 7/8" (530)	20 7/8" (530)	20 7/8" (530)	20 7/8" (530)	
Available in 3 heights									
	FWHID 1 71168SSAR 2 711611SSAR 3 71180SSAR			FWHID 71168SSAL 711611SSAL 71180SSAL			FWHID 71168SSS 711611SSS 71180SSS		

Unit Dimension	8'-10 7/16" (2703)			8'-10 7/16" (2703)			8'-10 7/16" (2703)		
Minimum Rough Opening	8'-11" (2717)			8'-11" (2717)			8'-11" (2717)		
Unobstructed Glass	24 7/8" (632)	24 7/8" (632)	24 7/8" (632)	24 7/8" (632)	24 7/8" (632)	24 7/8" (632)	24 7/8" (632)	24 7/8" (632)	
Available in 3 heights									
	FWHID 81168SSAR 811611SSAR 81180SSAR			FWHID 81168SSAL 811611SSAL 81180SSAL			FWHID 81168SSS 811611SSS 81180SSS		

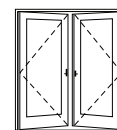
Order Designation Description (shown from exterior)



FWHID 6068 S A L
 Hinged Inswing Patio Door | Stationary Panel | Left Hinged
 Door Rough Opening | Active Panel



FWHID 6068 A S R
 Hinged Inswing Patio Door | Active Panel | Right Hinged
 Door Rough Opening | Stationary Panel



FWHID 6068 A P L R
 Hinged Inswing Patio Door | Active Panel | Left Hinged
 Door Rough Opening | Passive Panel | Right Hinged

A-Series Hinged Door Unit Sizes - 3-Panel

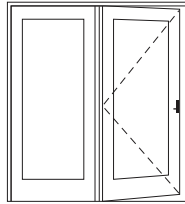
Unit viewed from exterior.

A-Series Hinged Doors (2008 to Present)

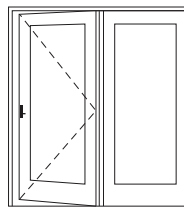
Single, 2-Panel, 3-Panel, and Stationary

Unit Sizes


Panel Replacement Reference



FWHID | **6068** | **S** | **A** | **L**
Frenchwood® Hinged Inswing Patio Door | Door Rough Opening | Stationary Panel | Active Panel | Left Hinged



FWHID | **6068** | **A** | **S** | **R**
Frenchwood® Hinged Inswing Patio Door | Door Rough Opening | Active Panel | Stationary Panel | Right Hinged



FWHID | **6068** | **A** | **P** | **L** | **R**
Frenchwood® Hinged Inswing Patio Door | Door Rough Opening | Active Panel | Passive Panel | Left Hinged | Right Hinged

Viewed from the exterior.

Product History

Product History

- | | |
|-------------|--|
| 2016 | Triple pane glass introduced. |
| 2015 | HeatLock™ glass introduced. |
| 2015 | 10' height introduced. |
| 2008 | Hinged Inswing Patio Doors introduced. |

A-Series Hinged Doors (2008 to Present)

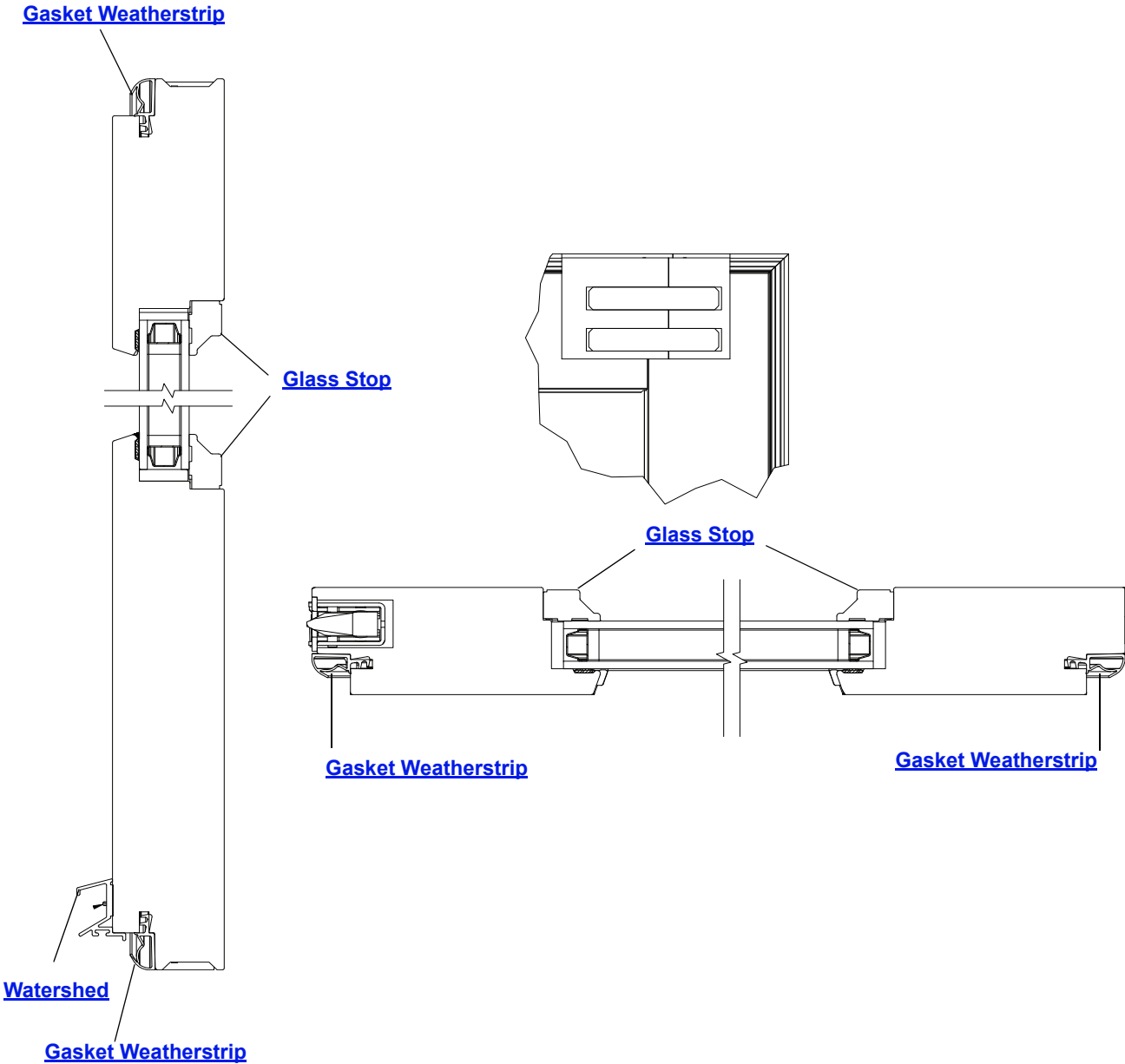
Single, 2-Panel, 3-Panel, and Stationary

Panels - Active

Active Panel Graphic

Note:

See latest [Product Details](#). Left-hand and right-hand panels are available. Illustration shows right-hand door.



A-Series Hinged Door Active Panel

Panels - Active

Active Panel Size Table

Note:

This product is not intended to be reglazed. Panels with defective glass should be replaced. 1" finelight profile is standard.

Overall Active Panel is measured outside edge to outside edge of frame.

Unobstructed Glass is dimension from outside edge to outside edge of visible glass only.

Actual Glass is dimension of outside edge to outside edge of glass, including glass that is not visible.

Guide to door types:

A: active panel; **P:** passive panel; **S:** stationary panel

Unit No.	Type	Overall Active Panel (w x h)	Unobstructed Glass (w x h)	Actual Glass (w x h)
FWHID2168	A	21 ³ / ₄ × 76 ¹⁵ / ₃₂	12 ⁷ / ₈ × 63 ¹ / ₂	14 ³ / ₈ × 64 ⁹ / ₁₆
FWHID21611	A	21 ³ / ₄ × 79 ¹¹ / ₃₂	12 ⁷ / ₈ × 66 ³ / ₈	14 ³ / ₈ × 67 ⁹ / ₁₆
FWHID2176	A	21 ³ / ₄ × 86 ¹⁵ / ₃₂	12 ⁷ / ₈ × 73 ¹ / ₂	14 ³ / ₈ × 74 ⁹ / ₁₆
FWHID2180	A	21 ³ / ₄ × 92 ¹⁵ / ₃₂	12 ⁷ / ₈ × 79 ¹ / ₂	14 ³ / ₈ × 80 ⁹ / ₁₆
FWHID2768	A	27 ³ / ₄ × 76 ¹⁵ / ₃₂	18 ⁷ / ₈ × 63 ¹ / ₂	20 × 64 ⁹ / ₁₆
FWHID27611	A	27 ³ / ₄ × 79 ¹¹ / ₃₂	18 ⁷ / ₈ × 66 ³ / ₈	20 × 67 ⁹ / ₁₆
FWHID2776	A	27 ³ / ₄ × 86 ¹⁵ / ₃₂	18 ⁷ / ₈ × 73 ¹ / ₂	20 × 74 ⁹ / ₁₆
FWHID2780	A	27 ³ / ₄ × 92 ¹⁵ / ₃₂	18 ⁷ / ₈ × 79 ¹ / ₂	20 × 80 ⁹ / ₁₆
FWHID2968	A	29 ³ / ₄ × 76 ¹⁵ / ₃₂	20 ⁷ / ₈ × 63 ¹ / ₂	22 × 64 ⁹ / ₁₆
FWHID29611	A	29 ³ / ₄ × 79 ¹¹ / ₃₂	20 ⁷ / ₈ × 66 ³ / ₈	22 × 67 ⁹ / ₁₆
FWHID2976	A	29 ³ / ₄ × 86 ¹⁵ / ₃₂	20 ⁷ / ₈ × 73 ¹ / ₂	22 × 74 ⁹ / ₁₆
FWHID2980	A	29 ³ / ₄ × 92 ¹⁵ / ₃₂	20 ⁷ / ₈ × 79 ¹ / ₂	22 × 80 ⁹ / ₁₆
FWHID3168	A	33 ³ / ₄ × 76 ¹⁵ / ₃₂	24 ⁷ / ₈ × 63 ¹ / ₂	26 × 64 ⁹ / ₁₆
FWHID31611	A	33 ³ / ₄ × 79 ¹¹ / ₃₂	24 ⁷ / ₈ × 66 ³ / ₈	26 × 67 ⁹ / ₁₆
FWHID3176	A	33 ³ / ₄ × 86 ¹⁵ / ₃₂	24 ⁷ / ₈ × 73 ¹ / ₂	26 × 74 ⁹ / ₁₆
FWHID3180	A	33 ³ / ₄ × 92 ¹⁵ / ₃₂	24 ⁷ / ₈ × 79 ¹ / ₂	26 × 80 ⁹ / ₁₆
FWHID3368	A	35 ³ / ₄ × 76 ¹⁵ / ₃₂	26 ⁷ / ₈ × 63 ¹ / ₂	28 × 64 ⁹ / ₁₆
FWHID33611	A	35 ³ / ₄ × 79 ¹¹ / ₃₂	26 ⁷ / ₈ × 66 ³ / ₈	28 × 67 ⁹ / ₁₆
FWHID3376	A	35 ³ / ₄ × 86 ¹⁵ / ₃₂	26 ⁷ / ₈ × 73 ¹ / ₂	28 × 74 ⁹ / ₁₆
FWHID3380	A	35 ³ / ₄ × 92 ¹⁵ / ₃₂	26 ⁷ / ₈ × 79 ¹ / ₂	28 × 80 ⁹ / ₁₆


A-Series Hinged Doors (2008 to Present)

Single, 2-Panel, 3-Panel, and Stationary

Panels - Active

Active Panels

Panel - Active



TEMPERED
UA SGCC XXXX
16 CFR 1201 II
ANSI Z97.1 2009
CIG-XX Xmm MM/DD/YR
CAN/CGSB 12.1-M9 0

Note:

Tempered safety glass is standard on patio doors. Replacement panel for standard and custom-sized doors is made to order. Panel includes watershed and weatherstrip. See [Service Guide 0005106](#).

Exterior color options:

White	Canvas	Dove Gray
Terratone	Prairie Grass	Red Rock
Sandtone	Cocoa Bean	Black
Forest Green	Dark Bronze	

Interior species/finish/color options:

Pine	Maple	Oak	Mahogany
Douglas Fir	Cherry		
Unfinished	Russet	Espresso	Clear Coat
Honey	Cinnamon	Mocha	
White-Painted	Birch Bark	Primed	Sandtone
Canvas	Terratone	Forest Green	Dove Gray
Prairie Grass	Cocoa Bean	Red Rock	Dark Bronze
Black			

Glass options: (See Logo/Etching Examples):

Low-E4®	Low-E4® HeatLock	Low-E4® Triple-Pane
Low-E4® SmartSun™	Low-E4® Smart-Sun HeatLock	Low-E4® Smart-Sun Triple-Pane
Low-E4® Passive Sun	Low-E4® Sun Heat-Lock	Low-E4® Enhanced Triple-Pane
Low-E4® Sun	Low-E4® HeatLock	Low-E4® Smart-Sun Enhanced Triple-Pane
Obscure	Fern	Low-E4® Enhanced Triple-Pane Heat-Lock
Cascade	Reed	Low-E4® Smart-Sun Enhanced Triple-Pane HeatLock

To order, state:

Product ID (from product label, see [Service Guide 9051877](#))

OR

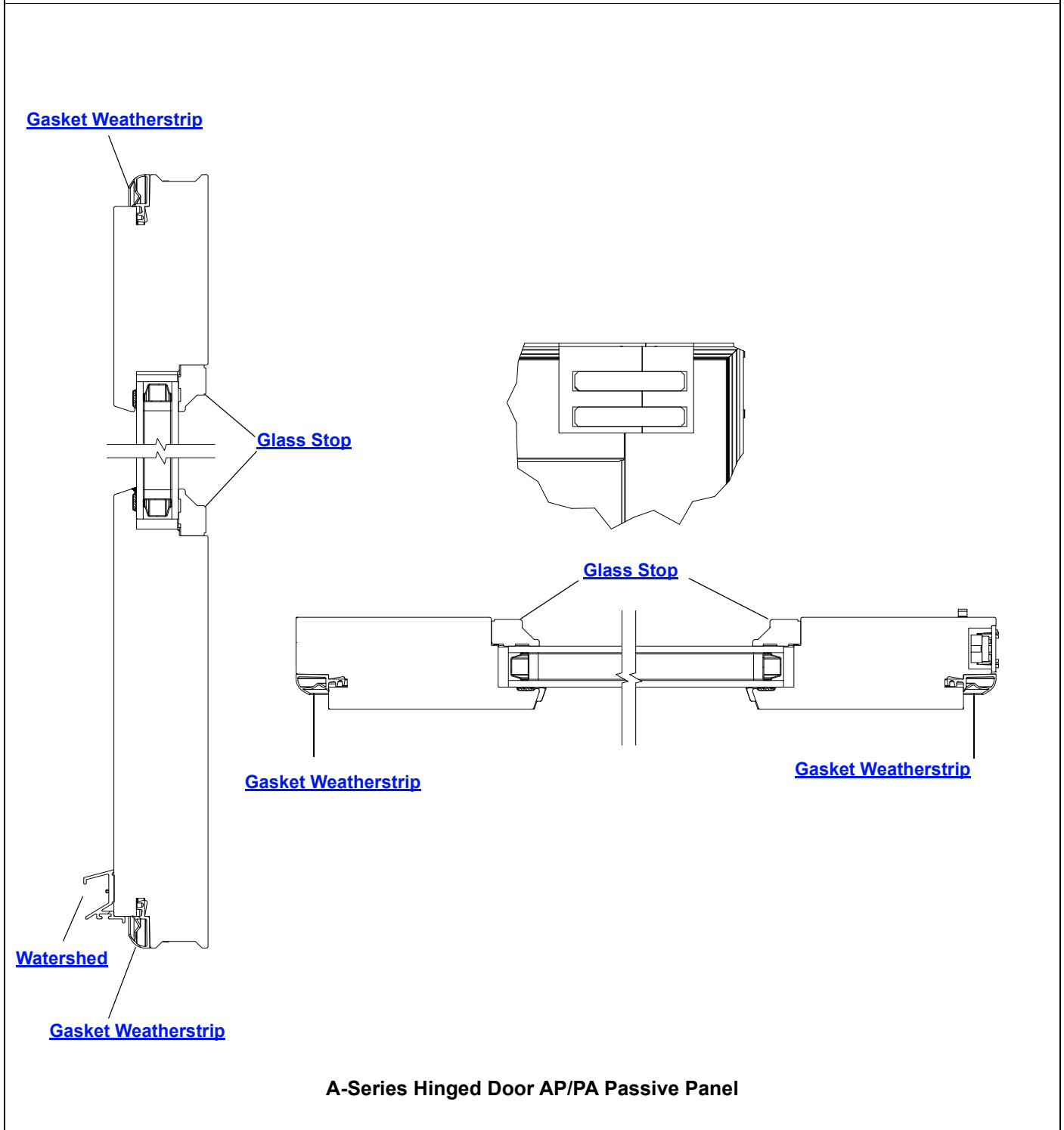
1. Unit or frame size (FWHID XXXX or frame W x H dimensions)
2. Description of part (Active Panel)
3. Handing (Right, Left)
4. Exterior color of panel
5. Interior wood species of panel
6. Interior finish/color of panel
7. Stop profile (Traditional, Contemporary)
8. Grille profile (Traditional, Contemporary)
9. Glazing
10. Blinds between the glass color (White, Slate Gray)

Panels - Passive

Passive Panel Graphic

Note:

See latest [Product Details](#). Left-hand and right-hand panels are available. Illustration shows left-hand panel.



A-Series Hinged Doors (2008 to Present)

Single, 2-Panel, 3-Panel, and Stationary

Panels - Passive

Passive Panel Size Table

Note:

This product is not intended to be reglazed. Panels with defective glass should be replaced.

Overall Passive Panel is measured outside edge to outside edge of frame.

Unobstructed Glass is dimension from outside edge to outside edge of visible glass only.

Actual Glass is dimension of outside edge to outside edge of glass, including glass that is not visible.

Guide to door types

A: active panel; **P:** passive panel; **S:** stationary panel

Unit No.	Type	Overall Passive Panel (w x h)	Unobstructed Glass (w x h)	Actual Glass (w x h)
FWHID2168	P	21 ³ / ₄ × 76 ¹⁵ / ₃₂	13 ¹ / ₄ × 63 ¹ / ₂	14 ³ / ₈ × 64 ⁹ / ₁₆
FWHID21611	P	21 ³ / ₄ × 79 ¹¹ / ₃₂	13 ¹ / ₄ × 66 ³ / ₈	14 ³ / ₈ × 67 ⁹ / ₁₆
FWHID2176	P	21 ³ / ₄ × 86 ¹⁵ / ₃₂	13 ¹ / ₄ × 73 ¹ / ₂	14 ³ / ₈ × 74 ⁹ / ₁₆
FWHID2180	P	21 ³ / ₄ × 92 ¹⁵ / ₃₂	13 ¹ / ₄ × 79 ¹ / ₂	14 ³ / ₈ × 80 ⁹ / ₁₆
FWHID2768	P	27 ³ / ₄ × 76 ¹⁵ / ₃₂	18 ⁷ / ₈ × 63 ¹ / ₂	20 × 64 ⁹ / ₁₆
FWHID27611	P	27 ³ / ₄ × 79 ¹¹ / ₃₂	18 ⁷ / ₈ × 66 ³ / ₈	20 × 67 ⁹ / ₁₆
FWHID2776	P	27 ³ / ₄ × 86 ¹⁵ / ₃₂	18 ⁷ / ₈ × 73 ¹ / ₂	20 × 74 ⁹ / ₁₆
FWHID2780	P	27 ³ / ₄ × 92 ¹⁵ / ₃₂	18 ⁷ / ₈ × 79 ¹ / ₂	20 × 80 ⁹ / ₁₆
FWHID2968	P	29 ³ / ₄ × 76 ¹⁵ / ₃₂	20 ⁷ / ₈ × 63 ¹ / ₂	22 × 64 ⁹ / ₁₆
FWHID29611	P	29 ³ / ₄ × 79 ¹¹ / ₃₂	20 ⁷ / ₈ × 66 ³ / ₈	22 × 67 ⁹ / ₁₆
FWHID2976	P	29 ³ / ₄ × 86 ¹⁵ / ₃₂	20 ⁷ / ₈ × 73 ¹ / ₂	22 × 74 ⁹ / ₁₆
FWHID2980	P	29 ³ / ₄ × 92 ¹⁵ / ₃₂	20 ⁷ / ₈ × 79 ¹ / ₂	22 × 80 ⁹ / ₁₆
FWHID3168	P	33 ³ / ₄ × 76 ¹⁵ / ₃₂	24 ⁷ / ₈ × 63 ¹ / ₂	26 × 64 ⁹ / ₁₆
FWHID31611	P	33 ³ / ₄ × 79 ¹¹ / ₃₂	24 ⁷ / ₈ × 66 ³ / ₈	26 × 67 ⁹ / ₁₆
FWHID3176	P	33 ³ / ₄ × 86 ¹⁵ / ₃₂	24 ⁷ / ₈ × 73 ¹ / ₂	26 × 74 ⁹ / ₁₆
FWHID3180	P	33 ³ / ₄ × 92 ¹⁵ / ₃₂	24 ⁷ / ₈ × 79 ¹ / ₂	26 × 80 ⁹ / ₁₆
FWHID3368	P	35 ³ / ₄ × 76 ¹⁵ / ₃₂	26 ⁷ / ₈ × 63 ¹ / ₂	28 × 64 ⁹ / ₁₆
FWHID33611	P	35 ³ / ₄ × 79 ¹¹ / ₃₂	26 ⁷ / ₈ × 66 ³ / ₈	28 × 67 ⁹ / ₁₆
FWHID3376	P	35 ³ / ₄ × 86 ¹⁵ / ₃₂	26 ⁷ / ₈ × 73 ¹ / ₂	28 × 74 ⁹ / ₁₆
FWHID3380	P	35 ³ / ₄ × 92 ¹⁵ / ₃₂	26 ⁷ / ₈ × 79 ¹ / ₂	28 × 80 ⁹ / ₁₆

Panels - Passive

Passive Panels

Panel - Passive / AP/PA

Low-E4®
NFC XXXX Low-E4 ECL® / DM® CS-LXX YMMQ

Low-E4® Triple-Pane
NFC XXXX Tri-Low-E4 ECL® / DM® CS-LXX YMMQ

Low-E4® Enhanced Triple-Pane
NFC XXXX Tri-Low-E4 Enhanced ECL® / DM® CS-LXX YMMQ

Low-E4® HeatLock™
NFC XXXX Low-E4 HeatLock ECL® / DM® CS-LXX YMMQ

Low-E4® SmartSun™ HeatLock™
NFC XXXX SmartSun Low-E4 HeatLock ECL® / DM® CS-LXX YMMQ

Low-E4® SmartSun™ Enhanced Triple Pane HeatLock™
NFC XXXX Tri SmartSun Enhanced HeatLock ECL® / DM® CS-LXX YMMQ

Note:
Tempered safety glass is standard on patio doors. Replacement panel for standard and custom-sized doors is made to order. Panel includes watershed and weatherstrip.

Exterior color options:

White	Canvas	Dove Gray
Terratone	Prairie Grass	Red Rock
Sandtone	Cocoa Bean	Black
Forest Green	Dark Bronze	

Interior species/finish/color options:

Pine	Maple	Oak	Mahogany
Douglas Fir	Cherry		
Unfinished	Russet	Espresso	Clear Coat
Honey	Cinnamon	Mocha	
White-Painted	Birch Bark	Primed	Sandtone
Canvas	Terratone	Forest Green	Dove Gray
Prairie Grass	Cocoa Bean	Red Rock	Dark Bronze
Black			

Glass options: (See Logo/Etching Examples):

Low-E4®	Low-E4® HeatLock	Low-E4® Triple-Pane
Low-E4® SmartSun™	Low-E4® Smart-Sun HeatLock	Low-E4® Smart-Sun Triple-Pane
Low-E4® Passive Sun	Low-E4® Sun Heat-Lock	Low-E4® Enhanced Triple-Pane
Low-E4® Sun	Low-E4® HeatLock	Low-E4® Smart-Sun Enhanced Triple-Pane
Obscure	Fern	Low-E4® Enhanced Triple-Pane Heat-Lock
Cascade	Reed	Low-E4® Smart-Sun Enhanced Triple-Pane HeatLock

TEMPERED NA S GCC XXXX
16 CFR 1201 II
ANSI Z97.1-2009
CIG-XX Xmm MM/DD/YR
CAN/CGSB 12.1-M90

A-Series Hinged Doors (2008 to Present)

Single, 2-Panel, 3-Panel, and Stationary

Panels - Passive

Panel Astragal - Passive

Note:

Replacement astragal for standard and custom-sized doors is made to order. The astragal is applied to the passive panel. An astragal for an AP unit is different than an astragal for a PA unit.

See [Service Guide 0005379](#).

Exterior color options:

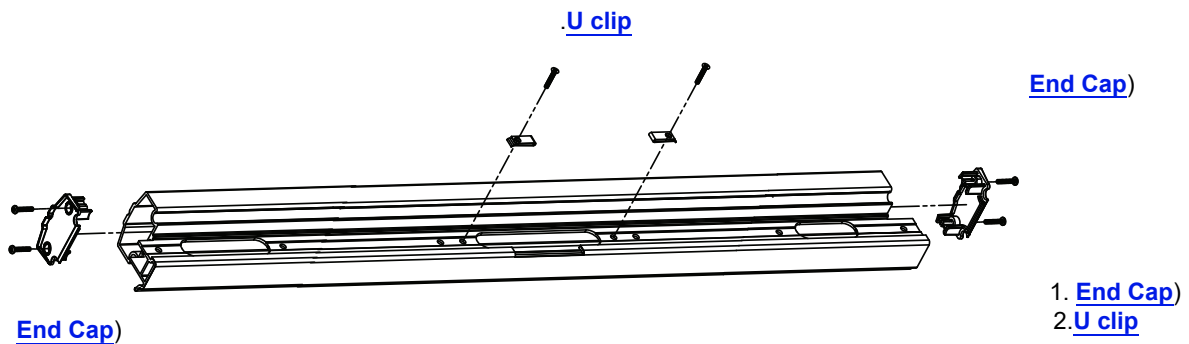
White, Terratone, Sandtone, Forest Green, Canvas, Prairie Grass, Cocoa Bean, Dove Gray, Red Rock, Dark Bronze or Black.

Interior species/finish/color options:

Pine, Maple, Oak, Mahogany, Douglas Fir, Cherry, Pine, Clear Coat, Cinnamon, Mocha, Honey, Russet, Espresso, White, Birch Bark, Primed, Sandtone, Canvas, Dark Bronze or Black.

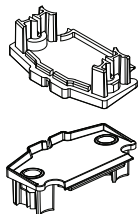
To order, state:

1. Description of Part (Panel Astragal AP Unit or Panel Astragal PA Unit)
2. Quantity
3. Product ID (from product label, see [page 11](#))
4. Options Desired (if different than original product)



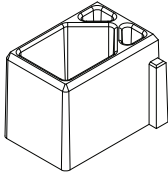
Astragal Parts

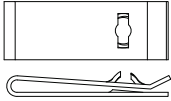
End Cap - Universal / AP/PA



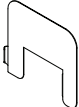
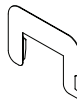
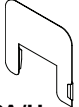
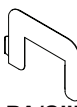
Color	Order No.
White	2579998
Terratone	2668601
Sandtone	0924601
Forest Green	1267299
Canvas	9013247
Prairie Grass	9013252
Cocoa Bean	9013250
Dove Gray	9013251
Red Rock	9013248
Black	9013249
Dark Bronze	9021381

Panels - Passive

Astragal Plug	
	Order No.
	9013253

U Clip	
	Order No.
	2579427

Note:
Use with stainless steel lock mechanism.
Used on AP/PA latch bolt receiver.

Transition Plates - Passive Panel					
Transition Plate					
 AP/Head  AP/Sill		AP/Head	AP/Sill	PA/Head	PA/Sill
		2579396	2579398	2579397	2579399
 PA/Head  PA/Sill					

A-Series Hinged Doors (2008 to Present)

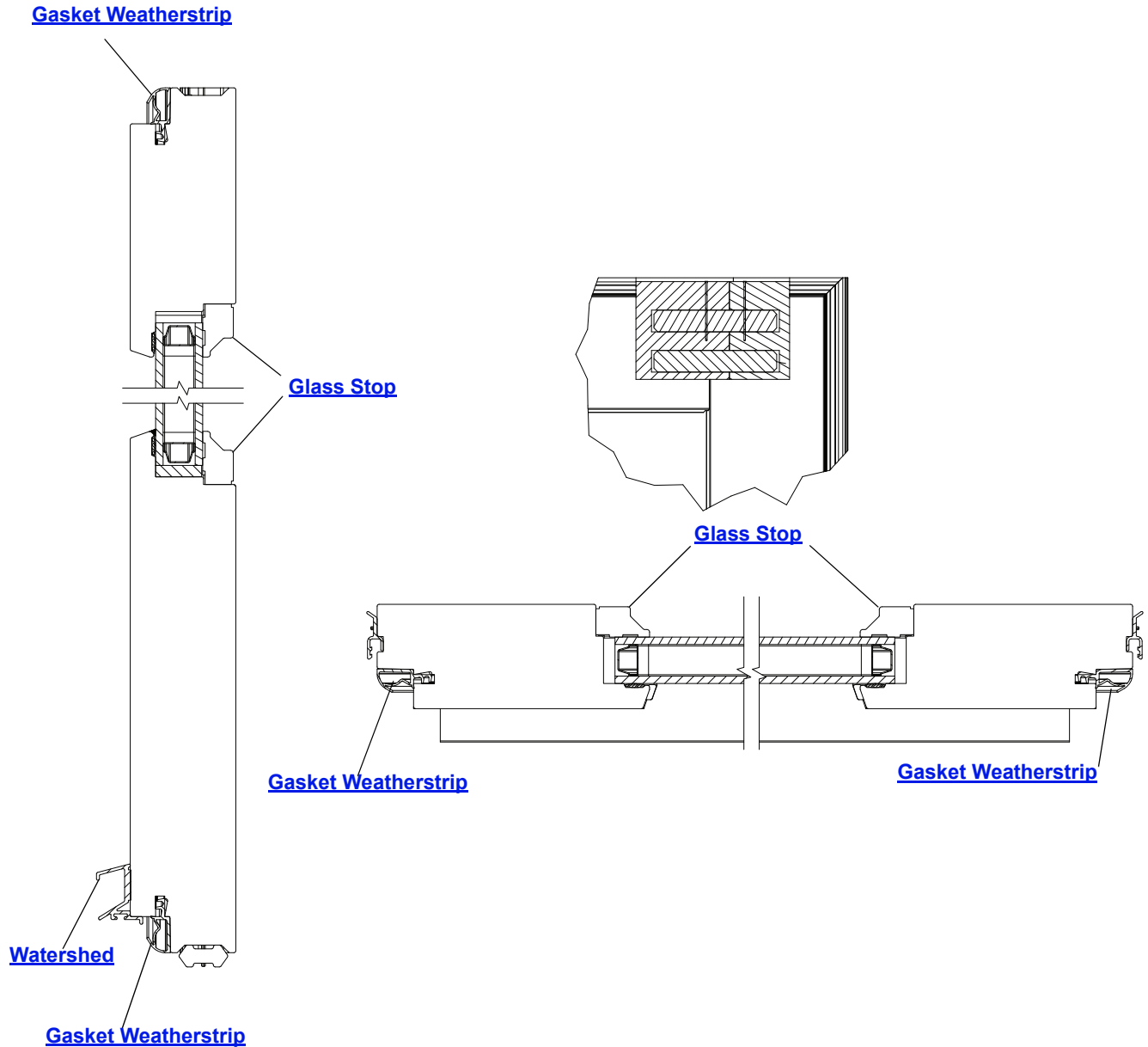
Single, 2-Panel, 3-Panel, and Stationary

Panels - Stationary / Sidelight

Stationary / Sidelight Panel Graphic

Note:

See latest [Product Details](#). Stationary/Sidelight panels are not handed.



A-Series Hinged Door Stationary/Sidelight Panel

Panels - Stationary / Sidelight

Stationary / Sidelight Panel Size Table

Note:

This product is not intended to be reglazed. Panels with defective glass should be replaced.

Overall Stationary Panel is measured outside edge to outside edge of frame.

Unobstructed Glass is dimension from outside edge to outside edge of visible glass only.

Actual Glass is dimension of outside edge to outside edge of glass, including glass that is not visible.

Guide to door types:

A: active panel; **P:** passive panel; **S:** stationary panel





Unit No.	Type	Overall Stationary Panel (w x h)	Unobstructed Glass (w x h)	Actual Glass (w x h)
FWHID2168	S	21 ³ / ₄ × 76 ¹⁵ / ₃₂	13 ¹ / ₄ × 63 ¹ / ₂	14 ³ / ₈ × 64 ⁹ / ₁₆
FWHID21611	S	21 ³ / ₄ × 79 ¹¹ / ₃₂	13 ¹ / ₄ × 66 ³ / ₈	14 ³ / ₈ × 67 ⁹ / ₁₆
FWHID2176	S	21 ³ / ₄ × 86 ¹⁵ / ₃₂	13 ¹ / ₄ × 73 ¹ / ₂	14 ³ / ₈ × 74 ⁹ / ₁₆
FWHID2180	S	21 ³ / ₄ × 92 ¹⁵ / ₃₂	13 ¹ / ₄ × 79 ¹ / ₂	14 ³ / ₈ × 80 ⁹ / ₁₆
FWHID2768	S	27 ³ / ₄ × 76 ¹⁵ / ₃₂	18 ⁷ / ₈ × 63 ¹ / ₂	20 × 64 ⁹ / ₁₆
FWHID27611	S	27 ³ / ₄ × 79 ¹¹ / ₃₂	18 ⁷ / ₈ × 66 ³ / ₈	20 × 67 ⁹ / ₁₆
FWHID2776	S	27 ³ / ₄ × 86 ¹⁵ / ₃₂	18 ⁷ / ₈ × 73 ¹ / ₂	20 × 74 ⁹ / ₁₆
FWHID2780	S	27 ³ / ₄ × 92 ¹⁵ / ₃₂	18 ⁷ / ₈ × 79 ¹ / ₂	20 × 80 ⁹ / ₁₆
FWHID2968	S	29 ³ / ₄ × 76 ¹⁵ / ₃₂	20 ⁷ / ₈ × 63 ¹ / ₂	22 × 64 ⁹ / ₁₆
FWHID29611	S	29 ³ / ₄ × 79 ¹¹ / ₃₂	20 ⁷ / ₈ × 66 ³ / ₈	22 × 67 ⁹ / ₁₆
FWHID2976	S	29 ³ / ₄ × 86 ¹⁵ / ₃₂	20 ⁷ / ₈ × 73 ¹ / ₂	22 × 74 ⁹ / ₁₆
FWHID2980	S	29 ³ / ₄ × 92 ¹⁵ / ₃₂	20 ⁷ / ₈ × 79 ¹ / ₂	22 × 80 ⁹ / ₁₆
FWHID3168	S	33 ³ / ₄ × 76 ¹⁵ / ₃₂	24 ⁷ / ₈ × 63 ¹ / ₂	26 × 64 ⁹ / ₁₆
FWHID31611	S	33 ³ / ₄ × 79 ¹¹ / ₃₂	24 ⁷ / ₈ × 66 ³ / ₈	26 × 67 ⁹ / ₁₆
FWHID3176	S	33 ³ / ₄ × 86 ¹⁵ / ₃₂	24 ⁷ / ₈ × 73 ¹ / ₂	26 × 74 ⁹ / ₁₆
FWHID3180	S	33 ³ / ₄ × 92 ¹⁵ / ₃₂	24 ⁷ / ₈ × 79 ¹ / ₂	26 × 80 ⁹ / ₁₆
FWHID3368	S	35 ³ / ₄ × 76 ¹⁵ / ₃₂	26 ⁷ / ₈ × 63 ¹ / ₂	28 × 64 ⁹ / ₁₆
FWHID33611	S	35 ³ / ₄ × 79 ¹¹ / ₃₂	26 ⁷ / ₈ × 66 ³ / ₈	28 × 67 ⁹ / ₁₆
FWHID3376	S	35 ³ / ₄ × 86 ¹⁵ / ₃₂	26 ⁷ / ₈ × 73 ¹ / ₂	28 × 74 ⁹ / ₁₆
FWHID3380	S	35 ³ / ₄ × 92 ¹⁵ / ₃₂	26 ⁷ / ₈ × 79 ¹ / ₂	28 × 80 ⁹ / ₁₆

A-Series Hinged Doors (2008 to Present)

Single, 2-Panel, 3-Panel, and Stationary

Panels - Stationary / Sidelight

Stationary / Sidelight Panels



TEMPERED UA
16 CFR 1201 II
ANSI Z97.1 2009
SGCC XXXX
CIG-XX Xmm MM/DD/YR
CAN/CGSB 12.1-M90

Note:

Tempered safety glass is standard on patio doors.
Replacement panel for standard and custom-sized doors is made to order. Panel includes watershed and weatherstrip.
See [Service Guide 9050098](#).

Exterior color options:

White	Canvas	Dove Gray
Terratone	Prairie Grass	Red Rock
Sandtone	Cocoa Bean	Black
Forest Green	Dark Bronze	

Interior species/finish/color options:

Pine	Maple	Oak	Mahogany
Douglas Fir	Cherry		
Unfinished	Russet	Espresso	Clear Coat
Honey	Cinnamon	Mocha	
White-Painted	Birch Bark	Primed	Sandtone
Canvas	Terratone	Forest Green	Dove Gray
Prairie Grass	Cocoa Bean	Red Rock	Dark Bronze
Black			

Glass options: (See Logo/Etching Examples):

Low-E4®	Low-E4® HeatLock	Low-E4® Triple-Pane
Low-E4® SmartSun™	Low-E4® Smart-Sun HeatLock	Low-E4® Smart-Sun Triple-Pane
Low-E4® Passive Sun	Low-E4® Sun Heat-Lock	Low-E4® Enhanced Triple-Pane
Low-E4® Sun	Low-E4® HeatLock	Low-E4® Smart-Sun Enhanced Triple-Pane
Obscure	Fern	Low-E4® Enhanced Triple-Pane Heat-Lock
Cascade	Reed	Low-E4® Smart-Sun Enhanced Triple-Pane HeatLock

To order, state:

Product ID (from product label, see [Service Guide 9051877](#))

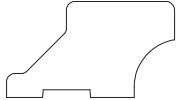
OR

1. Unit or frame size (FWHID XXXX or frame W x H dimensions)
2. Description of part (Stationary Panel)
3. Exterior color of panel
4. Interior wood species of panel
5. Interior finish/color of panel
6. Glazing
7. Blinds between the glass color (White, Slate Gray)
8. Blinds between the glass controller location as viewed from the interior (Left, Right)


Panels - Stationary / Sidelight

Panel Stops

Stop - Panel Rail Stationary

	FWD	Length	Pine	Maple	Oak	White	Primed	Birch Bark	Black
	21	20 ¹⁵ / ₁₆	9044886	9044896	9044891	9051196	9051191	9051186	9185606
	27	26 ¹⁵ / ₁₆	9044887	9044897	9044892	9051197	9051192	9051187	9185607
	29	28 ¹⁵ / ₁₆	9044888	9044898	9044893	9051198	9051193	9051188	9185608
	31	32 ¹⁵ / ₁₆	9044889	9044899	9044894	9051199	9051194	9051189	9185609
	33	34 ¹⁵ / ₁₆	9044890	9044900	9044895	9051200	9051195	9051190	

Stop - Panel Stile Stationary

	FWD	Length	Pine	Maple	Oak	White	Primed	Birch Bark	Black
	68	76 ⁵ / ₈	9044901	9044909	9044905	9051209	9051205	9051201	9185610
	611	79 ⁵ / ₈	9044902	9044910	9044906	9051210	9051206	9051202	9185612
	80	92 ⁵ / ₈	9044903	9044911	9044907	9051211	9051207	9051203	9185611
	100	116 ⁵ / ₈	9044904	9044912	9044908	9051212	9051208	9051204	

Accessory Kit - Stationary Panel

Note:

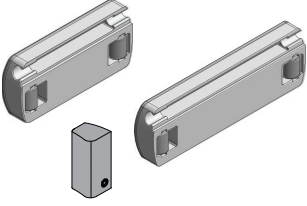
See [Service Guide 9050098](#).


	Kit Includes: (12) Brackets (12) Spacers (60) Screws Instruction Guide	Order No.
		9050096

A-Series Hinged Doors (2008 to Present)

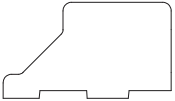

Single, 2-Panel, 3-Panel, and Stationary

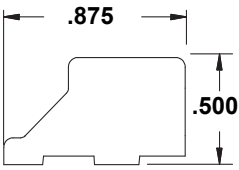
Shared Panel Parts

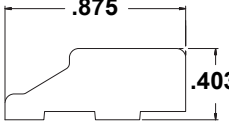
Panel Parts - Blinds Between the Glass					
Operator Kit W/End Cap - Blinds Between the Glass					
Tilt/Height Adjustment		Unit No.	Color	Type	Order No.
		All	White	Tilt/Height	9179702
			Slate Gray		9184898

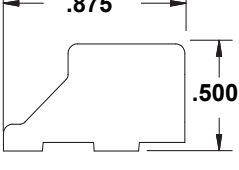
Intermediate Stop Kit - Blinds Between the Glass					
Note: See Accessory Guide 9184899 . Kit includes intermediate stop, hex key and set screws.					
		Unit No.	Color	Type	Order No.
		FWD	White	Strike	9184901
			Slate Gray		9184902

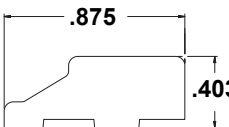
Shared Panel Parts

Glass Stops		
 Traditional	 <u>Contemporary</u>	<p>Note: Rail and stile glass stops for custom-sized doors are made to order. Product ID label is located on top edge of operating panel. 1 inch glass stops are used with Art Glass, Security Glass and Blinds Between the Glass (BBG). * "Front end screen"</p> <p><i>To order, state:</i></p> <ol style="list-style-type: none"> Description of Part (Glass Stop, Rail or Stile) Type (Traditional, Contemporary) Species/Finish/Color Glass Type Unit Dimension (Width x Height) Quantity Product ID (from product label), see Service Guide 9051877.

Traditional Glass Stop - Rail / Standard Glazing									
	FWD	Length	Pine	Maple	Oak	White	Primed	Birch Bark	Black
	21	13 ¹⁵ / ₃₂	9000610	9000628	9000619				
	27	19 ¹⁵ / ₃₂	9000609	9000627	9000618	9051065	9051060	9051055	9185645
	29	21 ¹⁵ / ₃₂	9000608	9000626	9000617	9051066	9051061	9051056	9185646
	31	25 ¹⁵ / ₃₂	9000607	9000625	9000616	9051067	9051062	9051057	9185650
	33	27 ¹⁵ / ₃₂	9000606	9000624	9000615	9051068	9051063	9051058	9185652

Traditional Glass Stop - Rail / 1 Inch Glazing									
Note: Used with Art Glass, Security Glass and Blinds Between the Glass (BBG). Lengths not shown available by description.									
	FWD	Length	Pine	Maple	Oak	White	Primed	Birch Bark	Black
	21	13 ¹ / ₂							
	27	19 ¹ / ₂	9018062	9018072	9018067	9050993	9050988		
	29	21 ¹ / ₂	9018063	9018073	9018068	9050994	9050989	9050984	9185644
	31	25 ¹ / ₂	9018064	9018074	9018069	9050995	9050990	*	9185649
	33	27 ¹ / ₂	9018065	9018075	9018070	9050996	9050991	9050986	9185651

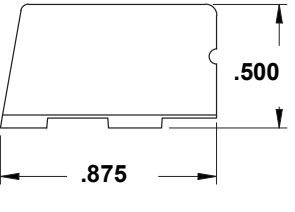
Traditional Glass Stop - Stile / Standard Glazing									
	FWD	Length	Pine	Maple	Oak	White	Primed	Birch Bark	Black
	68	65 ⁵ / ₃₂	9001645	9001653	9001649	9051051	9051103	9051045	9185659
	611	68 ¹ / ₃₂	9001646	9001654	9001650	9051052	9051049	9051046	9185666
	80	81 ⁵ / ₃₂	9001648	9001656	9001652	9051053	9051050	9051047	9185661
	100	105 ⁵ / ₃₂	9132279	9132281	9132280	9133938	9133945	9133952	9185664

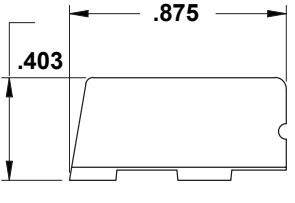
Traditional Glass Stop - Stile / 1 Inch Glazing									
Note: Used with Art Glass, Security Glass and Blinds Between the Glass (BBG). Lengths not shown available by description.									
	FWD	Length	Pine	Maple	Oak	White	Primed	Birch Bark	Black
	68	65 ⁵ / ₃₂	9018031	9018041	9018036	9050978	9050974	9050970	9185658
	611	68 ¹ / ₃₂	9018032	9018042	9018037	9050979	9050975	9050971	9185665
	80	81 ⁵ / ₃₂	9018034	9018044	9018039	9050980	9050976	9050972	9185660
	100	105 ⁵ / ₃₂	9018035	9018045	9018040	9050981	9050977	9050973	9185663

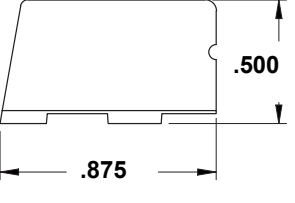
A-Series Hinged Doors (2008 to Present)

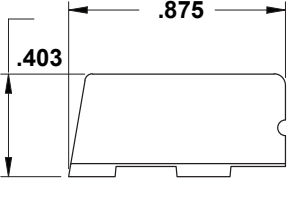
Single, 2-Panel, 3-Panel, and Stationary

Shared Panel Parts

Contemporary Glass Stop - Rail / Standard Glazing										
	FWHICD	Length	Pine	Maple	Oak	White	Primed	Birch Bark	Black	
	21	13 ¹ / ₃₂	*				*	*	*	*
	27	19 ¹ / ₃₂	9187542	9187552	9187547	9187636	9187631	9187626	9187690	
	29	21 ¹ / ₃₂	9187543	9187553	9187548	9187637	9187632	9187627	9187691	
	31	25 ¹ / ₃₂	9187544	9187554	9187549	9187638	9187633	9187628	9187693	
	33	27 ¹ / ₃₂	9187545	9187555	9187550	9187639	9187634	9187629	9187694	

Contemporary Glass Stop - Rail / 1 Inch Glazing										
Note: Used with Art Glass, Security Glass and Blinds Between the Glass (BBG). Lengths not shown available by description.										
	FWHICD	Length	Pine	Maple	Oak	White	Primed	Birch Bark	Black	
	21	13 ¹ / ₃₂								
	27	19 ¹ / ₃₂	9187408				9187484	9187479		
	29	21 ¹ / ₃₂	9187409				9187485	9187480	9187475	
	31	25 ¹ / ₃₂	9187410				9187486	9187481		9187525
	33	27 ¹ / ₃₂	9187411	9187421	9187416	9187487	9187482	9187477	9187526	

Contemporary Glass Stop - Stile / Standard Glazing									
	FWHICD	Length	Pine	Maple	Oak	White	Primed	Birch Bark	Black
	68	69 ⁵ / ₁₆	9187532	9187538	9187535	9187622	9187619	9187616	9187698
	611	72 ³ / ₁₆	9187533	9187539	9187536	9187623	9187620	9187617	9187701
	80	85 ⁵ / ₁₆	9187534	9187540	9187537	9187624	9187621	9187618	9187699
	100	109 ⁵ / ₁₆	9188191	9188193	9188192	9187679	9187680	9187681	9187700

Contemporary Glass Stop - Stile / 1 Inch Glazing									
Note: Used with Art Glass, Security Glass and Blinds Between the Glass (BBG). Lengths not shown available by description.									
	FWHICD	Length	Pine	Maple	Oak	White	Primed	Birch Bark	Black
	68	69 ⁵ / ₁₆	9187383	9187389	9187386	9187469	9187465	9187461	9187528
	611	72 ³ / ₁₆	9187384	9187390	9187387	9187470	9187466	9187462	9187531
	80	85 ⁵ / ₁₆	9187385	9187391	9187388	9187471	9187467	9187463	9187529
	100	109 ⁵ / ₁₆	9188184	9188186	9188185	9187472	9187468	9187464	9187530

Shared Panel Parts

Gasket Weatherstrip

Note:

Active, passive and stationary panels use the same gasket weatherstrip. See [Weatherstrip Replacement Video](#). When replacing on a passive panel the astragal must be removed to replace the gasket weatherstrip. See [Astragal Replacement Video](#).

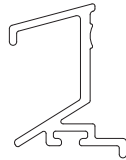
	Unit No.	Type	Gray	Unit No.	Type	Gray
	FWHID2168	A/P/S	2579046	FWHID2980	A/P/S	2579010
	FWHID21611	A/P/S	2579047	FWHID3168	A/P/S	2579006
	FWHID2180	A/P/S	2579048	FWHID31611	A/P/S	2579007
	FWHID2768	A/P/S	2579002	FWHID3176	A/P/S	2578294
	FWHID27611	A/P/S	2579003	FWHID3180	A/P/S	2579012
	FWHID2776	A/P/S	2578293	FWHID3368	A/P/S	9013280
	FWHID2780	A/P/S	2579008	FWHID33611	A/P/S	9013281
	FWHID2968	A/P/S	2579004	FWHID3376	A/P/S	9013282
FWHID29611	A/P/S	2579005	FWHID3380	A/P/S	9013283	

Watershed

Watershed

Note:

Fastened with screws prior to December 2010. Replace with current, pre-drilling and securing with screws. Enhanced performance weatherstrip for the watershed can be found in the Service Replacement section on [page 155](#).



Unit No.	Length	White	Terratone	Sandtone	Forest Green	Canvas	Prairie Grass
FWHID21	20 ¹⁵ / ₁₆	9000629	9000631	9000630	9000632	9000633	9000638
FWHID27	26 ⁹ / ₁₆	9000639	9000641	9000640	9000642	9000643	9000648
FWHID29	28 ⁹ / ₁₆	9000649	9000651	9000650	9000652	9000653	9000658
FWHID31	32 ⁹ / ₁₆	9000659	9000661	9000660	9000662	9000663	9000668
FWHID33	34 ⁹ / ₁₆	9000669	9000671	9000670	9000672	9000673	9000678

Unit No.	Length	Cocoa Bean	Dove Gray	Red Rock	Dark Bronze	Black
FWHID21	20 ¹⁵ / ₁₆	9000636	9000637	9000634	9021389	9000635
FWHID27	26 ⁹ / ₁₆	9000646	9000647	9000644	9021390	9000645
FWHID29	28 ⁹ / ₁₆	9000656	9000657	9000654	9021391	9000655
FWHID31	32 ⁹ / ₁₆	9000666	9000667	9000664	9021392	9000665
FWHID33	34 ⁹ / ₁₆	9000676	9000677	9000674	9021393	9000675

Watershed Screws

	Description	Order No.
	8-15 x 5/8 TR 302 Type 17 PASS	3622310

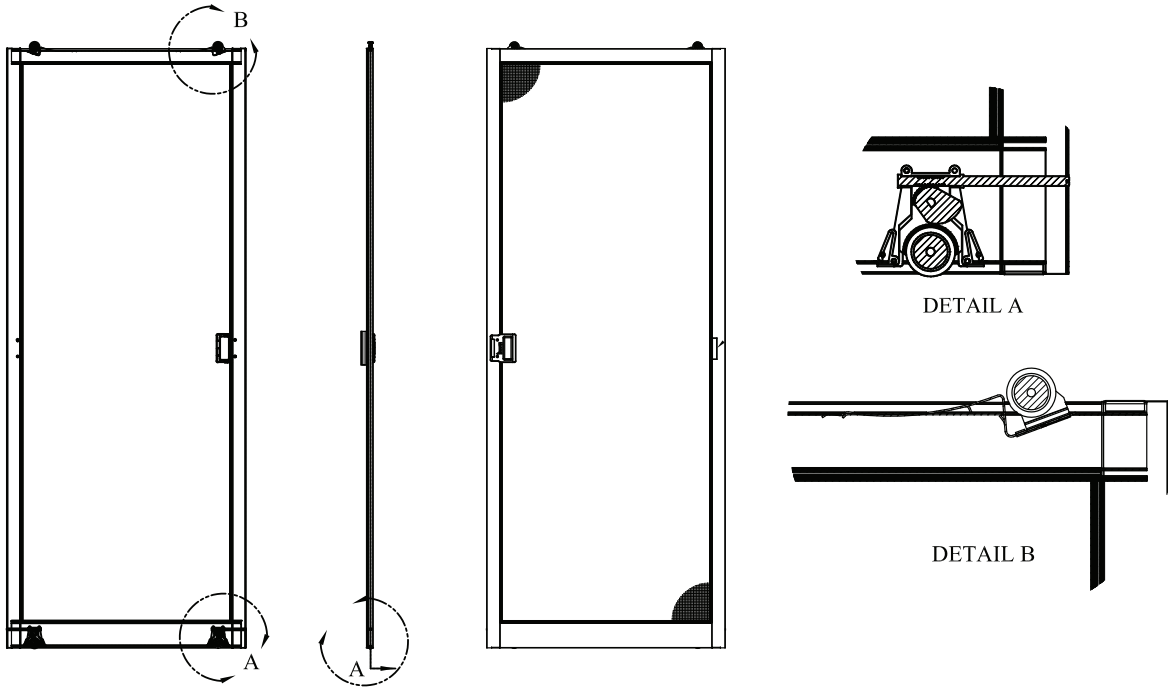
A-Series Hinged Doors (2008 to Present)

Single, 2-Panel, 3-Panel, and Stationary

Insect Screens

Standard Gliding Insect Screen Graphic

Gliding Insect Screen - Standard / Roller Top



Standard Gliding Insect Screen Size Chart

Insect Screen Size Chart - Gliding

Note:

Gliding screens for use on select two panel and three panel units.

Unit No.	Panels	Dimensions (w x h)	Unit No.	Panels	Dimensions (w x h)	Unit No.	Panels	Dimensions (w x h)
FWHID5068	2	28 ¹⁷ / ₃₂ x 77 ¹⁵ / ₆₄	FWHID6068	2	34 ¹⁷ / ₃₂ x 77 ¹⁵ / ₆₄	FWHID71168	3	30 ²⁵ / ₃₂ x 77 ¹⁵ / ₆₄
FWHID50611		28 ¹⁷ / ₃₂ x 80 ⁷ / ₆₄	FWHID60611		34 ¹⁷ / ₃₂ x 80 ⁷ / ₆₄	FWHID711611		30 ²⁵ / ₃₂ x 80 ⁷ / ₆₄
FWHID5076		28 ¹⁷ / ₃₂ x 87 ¹⁵ / ₆₄	FWHID6076		34 ¹⁷ / ₃₂ x 87 ¹⁵ / ₆₄	FWHID71176		30 ²⁵ / ₃₂ x 87 ¹⁵ / ₆₄
FWHID5080		28 ¹⁷ / ₃₂ x 93 ¹⁵ / ₆₄	FWHID6080		34 ¹⁷ / ₃₂ x 93 ¹⁵ / ₆₄	FWHID71180		30 ²⁵ / ₃₂ x 93 ¹⁵ / ₆₄
FWHID5468		30 ¹⁷ / ₃₂ x 77 ¹⁵ / ₆₄	FWHID6468		36 ¹⁷ / ₃₂ x 77 ¹⁵ / ₆₄	FWHID81168		34 ²⁵ / ₃₂ x 77 ¹⁵ / ₆₄
FWHID54611		30 ¹⁷ / ₃₂ x 80 ⁷ / ₆₄	FWHID64611		36 ¹⁷ / ₃₂ x 80 ⁷ / ₆₄	FWHID811611		34 ²⁵ / ₃₂ x 80 ⁷ / ₆₄
FWHID5476		30 ¹⁷ / ₃₂ x 87 ¹⁵ / ₆₄	FWHID6476		36 ¹⁷ / ₃₂ x 87 ¹⁵ / ₆₄	FWHID81176		34 ²⁵ / ₃₂ x 87 ¹⁵ / ₆₄
FWHID5480		30 ¹⁷ / ₃₂ x 93 ¹⁵ / ₆₄	FWHID6480		36 ¹⁷ / ₃₂ x 93 ¹⁵ / ₆₄	FWHID81180		34 ²⁵ / ₃₂ x 93 ¹⁵ / ₆₄

Insect Screens

Standard Gliding Insect Screens								
Insect Screen - Gliding								
Note:								
Gliding screens for use on select two panel and three panel units. See Accessory Guide 0005424 . See drawing 50002 for additional detail.								
Unit No.	Dimensions	White	Terratone	Sandtone	Canvas	Dark		
						Bronze	Black	
50	FWHID5068	28 ¹⁷ / ₃₂ × 77 ¹⁵ / ₆₄	9200388	9200394	9200400	9200406	9200412	9200418
	FWHID50611	28 ¹⁷ / ₃₂ × 80 ⁷ / ₆₄	9200389	9200395	9200401	9200407	9200413	9200419
	FWHID5076	28 ¹⁷ / ₃₂ × 87 ¹⁵ / ₆₄	By description	By description	By description	By description	By description	By description
	FWHID5080	28 ¹⁷ / ₃₂ × 93 ¹⁵ / ₆₄	9200390	9200396	9200402	9200402	9200414	9200420
54	FWHID5468	30 ¹⁷ / ₃₂ × 77 ¹⁵ / ₆₄	By description	By description	By description	By description	By description	By description
	FWHID54611	30 ¹⁷ / ₃₂ × 80 ⁷ / ₆₄	By description	By description	By description	By description	By description	By description
	FWHID5476	30 ¹⁷ / ₃₂ × 87 ¹⁵ / ₆₄	By description	By description	By description	By description	By description	By description
	FWHID5480	30 ¹⁷ / ₃₂ × 93 ¹⁵ / ₆₄	By description	By description	By description	By description	By description	By description
60	FWHID6068	34 ¹⁷ / ₃₂ × 77 ¹⁵ / ₆₄	9200391	9200397	9200403	9200409	9200415	9200421
	FWHID60611	34 ¹⁷ / ₃₂ × 80 ⁷ / ₆₄	9200392	9200398	9200404	9200410	9200416	9200422
	FWHID6076	34 ¹⁷ / ₃₂ × 87 ¹⁵ / ₆₄	By description	By description	By description	By description	By description	By description
	FWHID6080	34 ¹⁷ / ₃₂ × 93 ¹⁵ / ₆₄	9200393	9200399	9200405	9200411	9200417	9200423
64	FWHID6468	36 ¹⁷ / ₃₂ × 77 ¹⁵ / ₆₄	By description	By description	By description	By description	By description	By description
	FWHID64611	36 ¹⁷ / ₃₂ × 80 ⁷ / ₆₄	By description	By description	By description	By description	By description	By description
	FWHID6476	36 ¹⁷ / ₃₂ × 87 ¹⁵ / ₆₄	By description	By description	By description	By description	By description	By description
	FWHID6480	36 ¹⁷ / ₃₂ × 93 ¹⁵ / ₆₄	By description	By description	By description	By description	By description	By description
711	FWHID71168	30 ²⁵ / ₃₂ × 77 ¹⁵ / ₆₄						
	FWHID711611	30 ²⁵ / ₃₂ × 80 ⁷ / ₆₄						
	FWHID71176	30 ²⁵ / ₃₂ × 87 ¹⁵ / ₆₄						
	FWHID71180	30 ²⁵ / ₃₂ × 93 ¹⁵ / ₆₄						
811	FWHID81168	34 ²⁵ / ₃₂ × 77 ¹⁵ / ₆₄						
	FWHID811611	34 ²⁵ / ₃₂ × 80 ⁷ / ₆₄						
	FWHID81176	34 ²⁵ / ₃₂ × 87 ¹⁵ / ₆₄						
	FWHID81180	34 ²⁵ / ₃₂ × 93 ¹⁵ / ₆₄						

A-Series Hinged Doors (2008 to Present)

Single, 2-Panel, 3-Panel, and Stationary

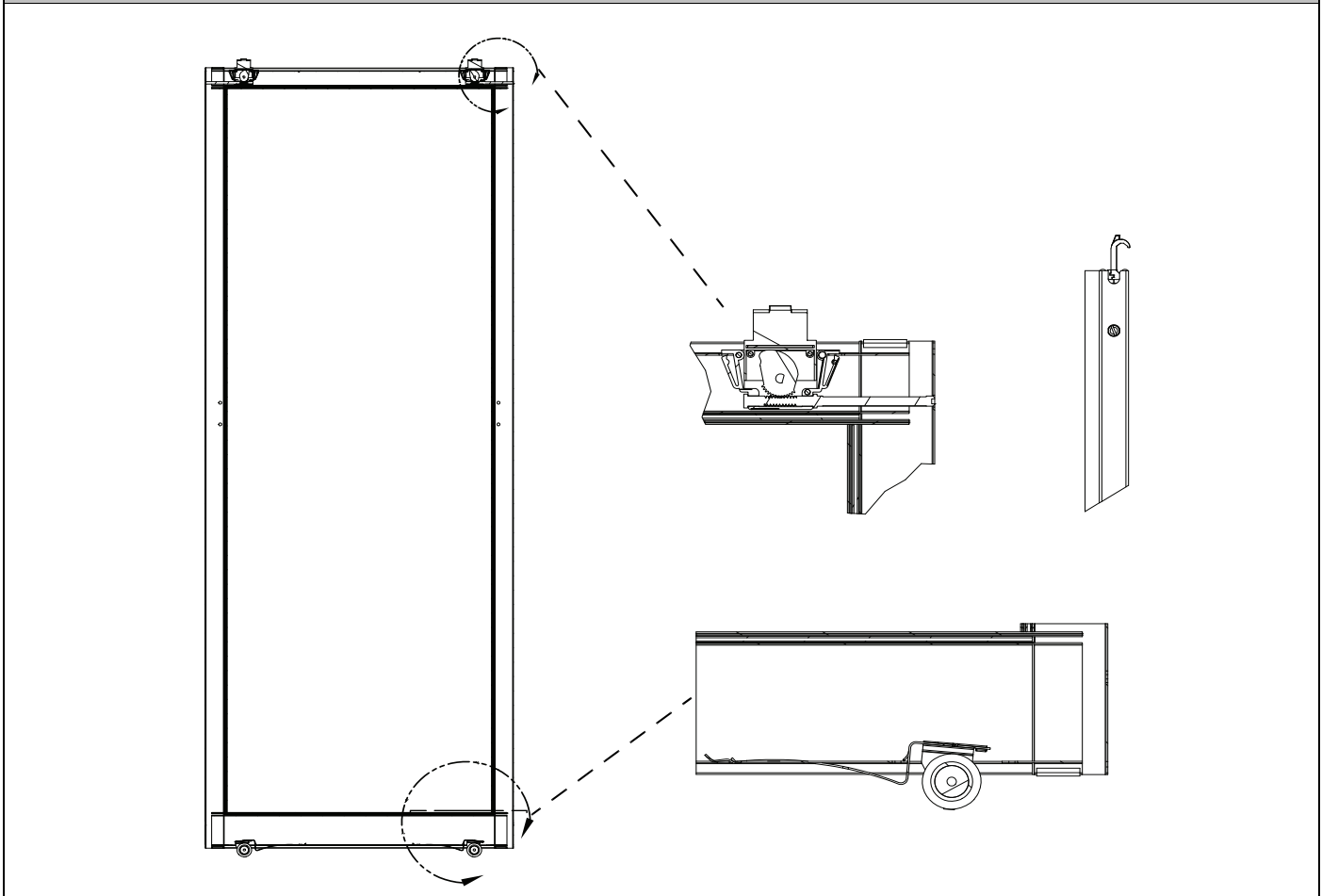
Insect Screens

Standard Gliding Insect Screens							
Insect Screen - Gliding							
Note:							
Gliding screens for use on select two panel and three panel units. See Accessory Guide 0005424 . See drawing 50002 for additional detail.							
Unit No.	Dimensions	Forest Green	Prairie Grass	Cocoa Bean	Dove Gray	Red Rock	
50	FWHID5068	28 ¹⁷ / ₃₂ × 77 ¹⁵ / ₆₄	9200442	9200448	9200424	9200430	9200436
	FWHID50611	28 ¹⁷ / ₃₂ × 80 ⁷ / ₆₄	9200443	9200449	9200425	9200431	9200437
	FWHID5076	28 ¹⁷ / ₃₂ × 87 ¹⁵ / ₆₄	By description	By description	By description	By description	By description
	FWHID5080	28 ¹⁷ / ₃₂ × 93 ¹⁵ / ₆₄	9200444	9200450	9200426	9200432	9200438
54	FWHID5468	30 ¹⁷ / ₃₂ × 77 ¹⁵ / ₆₄	By description	By description	By description	By description	By description
	FWHID54611	30 ¹⁷ / ₃₂ × 80 ⁷ / ₆₄	By description	By description	By description	By description	By description
	FWHID5476	30 ¹⁷ / ₃₂ × 87 ¹⁵ / ₆₄	By description	By description	By description	By description	By description
	FWHID5480	30 ¹⁷ / ₃₂ × 93 ¹⁵ / ₆₄	By description	By description	By description	By description	By description
60	FWHID6068	34 ¹⁷ / ₃₂ × 77 ¹⁵ / ₆₄	9200445	9200451	9200427	9200433	9200439
	FWHID60611	34 ¹⁷ / ₃₂ × 80 ⁷ / ₆₄	9200446	9200452	9200428	9200434	9200440
	FWHID6076	34 ¹⁷ / ₃₂ × 87 ¹⁵ / ₆₄	By description	By description	By description	By description	By description
	FWHID6080	34 ¹⁷ / ₃₂ × 93 ¹⁵ / ₆₄	9200447	9200453	9200429	9200435	9200441
64	FWHID6468	36 ¹⁷ / ₃₂ × 77 ¹⁵ / ₆₄	By description	By description	By description	By description	By description
	FWHID64611	36 ¹⁷ / ₃₂ × 80 ⁷ / ₆₄	By description	By description	By description	By description	By description
	FWHID6476	36 ¹⁷ / ₃₂ × 87 ¹⁵ / ₆₄	By description	By description	By description	By description	By description
	FWHID6480	36 ¹⁷ / ₃₂ × 93 ¹⁵ / ₆₄	By description	By description	By description	By description	By description
711	FWHID71168	30 ²⁵ / ₃₂ × 77 ¹⁵ / ₆₄					
	FWHID711611	30 ²⁵ / ₃₂ × 80 ⁷ / ₆₄					
	FWHID71176	30 ²⁵ / ₃₂ × 87 ¹⁵ / ₆₄					
	FWHID71180	30 ²⁵ / ₃₂ × 93 ¹⁵ / ₆₄					
811	FWHID81168	34 ²⁵ / ₃₂ × 77 ¹⁵ / ₆₄					
	FWHID811611	34 ²⁵ / ₃₂ × 80 ⁷ / ₆₄					
	FWHID81176	34 ²⁵ / ₃₂ × 87 ¹⁵ / ₆₄					
	FWHID81180	34 ²⁵ / ₃₂ × 93 ¹⁵ / ₆₄					

Insect Screens

Top Hung Gliding Insect Screen Graphic

Gliding Insect Screen - Top Hung



Top Hung Gliding Insect Screen Size Chart

Size Chart - Top Hung

Note:

Top hung gliding insect screens are available in: White, Terratone, Sandtone, Forest Green, Canvas, Prairie Grass, Cocoa Bean, Dove Gray, Red Rock, Dark Bronze and Black. Order by description.

Unit No.	Panels	Dimensions (w x h)	Unit No.	Panels	Dimensions (w x h)	Unit No.	Panels	Dimensions (w x h)
FWHID5068	2	28 ¹⁷ / ₃₂ x 76 ⁵ / ₈	FWHID6068	2	34 ¹⁷ / ₃₂ x 76 ⁵ / ₈	FWHID71168	3	30 ²⁵ / ₃₂ x 76 ⁵ / ₈
FWHID50611		28 ¹⁷ / ₃₂ x 79 ¹ / ₂	FWHID60611		34 ¹⁷ / ₃₂ x 79 ¹ / ₂	FWHID711611		30 ²⁵ / ₃₂ x 79 ¹ / ₂
FWHID5076		28 ¹⁷ / ₃₂ x 86 ⁵ / ₈	FWHID6076		34 ¹⁷ / ₃₂ x 86 ⁵ / ₈	FWHID71176		30 ²⁵ / ₃₂ x 86 ⁵ / ₈
FWHID5080		28 ¹⁷ / ₃₂ x 92 ⁵ / ₈	FWHID6080		34 ¹⁷ / ₃₂ x 92 ⁵ / ₈	FWHID71180		30 ²⁵ / ₃₂ x 92 ⁵ / ₈
FWHID5468		30 ¹⁷ / ₃₂ x 76 ⁵ / ₈	FWHID6468		36 ¹⁷ / ₃₂ x 76 ⁵ / ₈	FWHID81168		34 ²⁵ / ₃₂ x 76 ⁵ / ₈
FWHID54611		30 ¹⁷ / ₃₂ x 79 ¹ / ₂	FWHID64611		36 ¹⁷ / ₃₂ x 79 ¹ / ₂	FWHID811611		34 ²⁵ / ₃₂ x 79 ¹ / ₂
FWHID5476		30 ¹⁷ / ₃₂ x 86 ⁵ / ₈	FWHID6476		36 ¹⁷ / ₃₂ x 86 ⁵ / ₈	FWHID81176		34 ²⁵ / ₃₂ x 86 ⁵ / ₈
FWHID5480		30 ¹⁷ / ₃₂ x 92 ⁵ / ₈	FWHID6480		36 ¹⁷ / ₃₂ x 92 ⁵ / ₈	FWHID81180		34 ²⁵ / ₃₂ x 92 ⁵ / ₈

A-Series Hinged Doors (2008 to Present)

Single, 2-Panel, 3-Panel, and Stationary

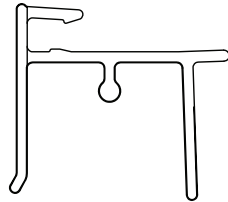
Insect Screens

Top Hung Gliding Insect Screens								
Insect Screen - Top Hung								
Note: Gliding screens for use on select two panel and three panel units. Forest Green, Prairie Grass, Cocoa Bean, Dove Gray, Red Rock available by description. See iQ+ for replacement/upgrade options. See Accessory Guide 0005424 . See drawing 0103964 for additional detail.								
Unit No.	Dimensions	White	Terratone	Sandtone	Canvas	Dark Bronze	Black	
50	FWHID5068	28 ¹⁷ / ₃₂ x 76 ⁵ / ₈	By description	By description	By description	By description	By description	By description
	FWHID50611	28 ¹⁷ / ₃₂ x 79 ¹ / ₂	By description	By description	By description	By description	By description	By description
	FWHID5076	28 ¹⁷ / ₃₂ x 86 ⁵ / ₈	By description	By description	By description	By description	By description	By description
	FWHID5080	28 ¹⁷ / ₃₂ x 92 ⁵ / ₈	By description	By description	By description	By description	By description	By description
54	FWHID5468	30 ¹⁷ / ₃₂ x 76 ⁵ / ₈	By description	By description	By description	By description	By description	By description
	FWHID54611	30 ¹⁷ / ₃₂ x 79 ¹ / ₂	By description	By description	By description	By description	By description	By description
	FWHID5476	30 ¹⁷ / ₃₂ x 86 ⁵ / ₈	By description	By description	By description	By description	By description	By description
	FWHID5480	30 ¹⁷ / ₃₂ x 92 ⁵ / ₈	By description	By description	By description	By description	By description	By description
60	FWHID6068	34 ¹⁷ / ₃₂ x 76 ⁵ / ₈	By description	By description	By description	By description	By description	By description
	FWHID60611	34 ¹⁷ / ₃₂ x 79 ¹ / ₂	By description	By description	By description	By description	By description	By description
	FWHID6076	34 ¹⁷ / ₃₂ x 86 ⁵ / ₈	By description	By description	By description	By description	By description	By description
	FWHID6080	34 ¹⁷ / ₃₂ x 92 ⁵ / ₈	By description	By description	By description	By description	By description	By description
64	FWHID6468	36 ¹⁷ / ₃₂ x 76 ⁵ / ₈	By description	By description	By description	By description	By description	By description
	FWHID64611	36 ¹⁷ / ₃₂ x 79 ¹ / ₂	By description	By description	By description	By description	By description	By description
	FWHID6476	36 ¹⁷ / ₃₂ x 86 ⁵ / ₈	By description	By description	By description	By description	By description	By description
	FWHID6480	36 ¹⁷ / ₃₂ x 92 ⁵ / ₈	By description	By description	By description	By description	By description	By description
711	FWHID71168	30 ²⁵ / ₃₂ x 76 ⁵ / ₈	By description	By description	By description	By description	By description	By description
	FWHID711611	30 ²⁵ / ₃₂ x 79 ¹ / ₂	By description	By description	By description	By description	By description	By description
	FWHID71176	30 ²⁵ / ₃₂ x 86 ⁵ / ₈	By description	By description	By description	By description	By description	By description
	FWHID71180	30 ²⁵ / ₃₂ x 92 ⁵ / ₈	By description	By description	By description	By description	By description	By description
811	FWHID81168	34 ²⁵ / ₃₂ x 76 ⁵ / ₈	By description	By description	By description	By description	By description	By description
	FWHID811611	34 ²⁵ / ₃₂ x 79 ¹ / ₂	By description	By description	By description	By description	By description	By description
	FWHID81176	34 ²⁵ / ₃₂ x 86 ⁵ / ₈	By description	By description	By description	By description	By description	By description
	FWHID81180	34 ²⁵ / ₃₂ x 92 ⁵ / ₈	By description	By description	By description	By description	By description	By description

Insect Screens

Insect Screen Guides - Gliding / Standard and Top Hung

Guide - Gliding Insect Screen / Standard / Roller Top / Head



Unit No.	Length	White	Terratone	Sandtone	Forest Green	Canvas	Prairie Grass
FWHID50	58 ³ / ₁₆	9001805	9001823	9001814	9001832	9001841	9001886
FWHID54	62 ³ / ₁₆	9001806	9001824	9001815	9001833	9001842	9001887
FWHID60	70 ³ / ₁₆	9001807	9001825	9001816	9001834	9001843	9001888
FWHID64	74 ³ / ₁₆	9001808	9001826	9001817	9001835	9001844	9001889
FWHID711	93 ⁵ / ₁₆	9001810	9001828	9001819	9001837	9001846	9001891
FWHID811	105 ⁵ / ₁₆	9001812	9001830	9001821	9001839	9001848	9001893

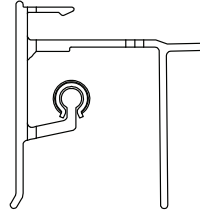
Unit No.	Length	Cocoa Bean	Dove Gray	Red Rock	Dark Bronze	Black
FWHID50	58 ³ / ₁₆	9001877	9001868	9001850	9021296	9001859
FWHID54	62 ³ / ₁₆	9001878	9001869	9001851	9021297	9001860
FWHID60	70 ³ / ₁₆	9001879	9001870	9001852	9021298	9001861
FWHID64	74 ³ / ₁₆	9001880	9001871	9001853	9021299	9001862
FWHID711	93 ⁵ / ₁₆	9001882	9001873	9001855	9021301	9001864
FWHID811	105 ⁵ / ₁₆	9001884	9001875	9001857	9021303	9001866

A-Series Hinged Doors (2008 to Present)

Single, 2-Panel, 3-Panel, and Stationary

Insect Screens

Guide - Gliding Insect Screen / Top Hung / Head



Unit No.	Length	White	Terratone	Sandtone	Forest Green	Canvas	Prairie Grass
FWHID50	58 ³ / ₁₆	9001895	9001913	9001904	9001922	9001931	9001976
FWHID54	62 ³ / ₁₆	9001896	9001914	9001905	9001923	9001932	9001977
FWHID60	70 ³ / ₁₆	9001897	9001915	9001906	9001924	9001933	9001978
FWHID64	74 ³ / ₁₆	9001898	9001916	9001907	9001925	9001934	9001979
FWHID711	93 ⁵ / ₁₆	9001900	9001918	9001909	9001927	9001936	9001981
FWHID811	105 ⁵ / ₁₆	9001902	9001920	9001911	9001929	9001938	9001983

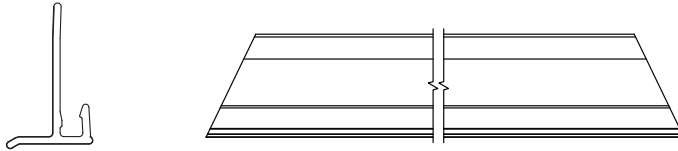
Unit No.	Length	Cocoa Bean	Dove Gray	Red Rock	Dark Bronze	Black
FWHID50	58 ³ / ₁₆	9001967	9001958	9001940	9021308	9001949
FWHID54	62 ³ / ₁₆	9001968	9001959	9001941	9021309	9001950
FWHID60	70 ³ / ₁₆	9001969	9001960	9001942	9021310	9001951
FWHID64	74 ³ / ₁₆	9001970	9001961	9001943	9021311	9001952
FWHID711	93 ⁵ / ₁₆	9001972	9001963	9001945	9021313	9001954
FWHID811	105 ⁵ / ₁₆	9001974	9001965	9001947	9021315	9001956

Insect Screens

Guide - Gliding Insect Screen / Side

Note:

Use on both standard gliding and top-hung sliding screens.



Unit No.	Length	White	Terratone	Sandtone	Forest Green	Canvas	Prairie Grass
FWHID68	77 1/2	9001985	9001993	9001989	9001997	9002001	9002021
FWHID611	80 3/8	9001986	9001994	9001990	9001998	9002002	9002022
FWHID76	87 1/2	OBD	OBD	OBD	OBD	OBD	OBD
FWHID80	93 1/2	9001988	9001996	9001992	9002000	9002004	9002024
FWHID100	117 1/2	OBD	OBD	OBD	OBD	OBD	OBD


Unit No.	Length	Cocoa Bean	Dove Gray	Red Rock	Dark Bronze	Black
FWHID68	77 1/2	9002017	9002013	9002005	9021395	9002009
FWHID611	80 3/8	9002018	9002014	9002006	9021396	9002010
FWHID76	87 1/2	OBD	OBD	OBD	OBD	OBD
FWHID80	93 1/2	9002020	9002016	9002008	9021397	9002012
FWHID100	117 1/2	OBD	OBD	OBD	OBD	OBD

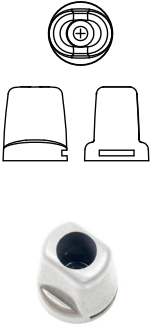
A-Series Hinged Doors (2008 to Present)


Single, 2-Panel, 3-Panel, and Stationary

Insect Screens

Insect Screen Parts and Hardware - Gliding

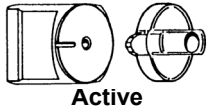
Latch Kit - Gliding Insect Screen / 2-Panel (AS/SA Only)		Finish	Order No.
 <p>Kit Includes: (1) Latch (1) Latch spacer (1) Screw</p>	White	2591710	
	Stone	2591711	
	Forest Green	9002025	
	Canvas	9002026	
	Prairie Grass	9002031	
	Cocoa Bean	9002030	
	Dove Gray	9002029	
	Red Rock	9002027	
	Dark Bronze	9021386	
	Black	9002028	


Door Latch with Screws - Gliding Insect Screen / 3-Panel (SAS Only)		Finish	Order No.
	White	2579547	
	Stone	2668602	
	Forest Green	9002072	
	Canvas	9002066	
	Prairie Grass	9002071	
	Cocoa Bean	9002070	
	Dove Gray	9002069	
	Red Rock	9002067	
	Dark Bronze	9131696	
	Black	9002068	

Hardware Kit - Gliding Insect Screen Standard/Top Hung / 2 and 3 Panel (AS/SA, ASS/SSA, ASA)		Finish	Order No.
 <p>Kit Includes: (1) Logo plate (1) Interior pull (1) Exterior pull (2) 6 x 5/8" screws (2) 6 x 1" screws (1) Insect Screen Stop (1) 6 x 5/8" pan head screw Instruction Guide 0005424</p>	White	9068899	
	Stone	9068900	
	Forest Green	9068901	
	Canvas	9002032	
	Prairie Grass	9002037	
	Cocoa Bean	9002036	
	Dove Gray	9002035	
	Red Rock	9002033	
	Dark Bronze	9021325	
	Black	9002034	

Insect Screens

Hardware Package - Gliding Insect Screen Standard/Top Hung/ 3-Panel (SAS Only)			
<p>Kit Includes:</p> <ul style="list-style-type: none"> (1) Logo plate (1) Interior pull (1) Interior pull keeper (1) Exterior pull (1) Grommet (1) Latch (1) Latch spacer (1) Latch hook (2) Bumper (1) 8 x 1" screw (4) 6 x 5/8" screw (2) 6 x 1" screw <p>Instruction Guide 0005424</p>		Finish	Order No.
		White	9034894
		Sandtone	9034895
		Terratone	9034896
		Forest Green	9034897
		Canvas	9034898
		Prairie Grass	9034903
		Cocoa Bean	9034902
		Dove Gray	9034901
		Red Rock	9034899
		Dark Bronze	9034904
		Black	9034900

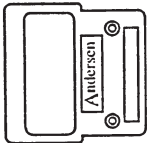

Latch Spacer - Gliding Insect Screen / 3-Panel (SAS Only)			
 <p>Active</p>		Finish	Order No.
		White	9002073
		Sandtone	9002074
		Forest Green	9002076
		Canvas	9002077
		Prairie Grass	9002082
		Cocoa Bean	9002081
		Dove Gray	9002080
		Red Rock	9002078
		Dark Bronze	9021330
		Black	9002079


Pull - Gliding Insect Screen / Exterior / 2- and 3-Panel			
 <p>2 1/8"</p>		Finish	Order No.
		White	1997307
		Stone	1997195
		Forest Green	1267819
		Canvas	9002038
		Prairie Grass	9002043
		Cocoa Bean	9002042
		Dove Gray	9002041
		Red Rock	9002039
		Dark Bronze	9021357
		Black	9002040

A-Series Hinged Doors (2008 to Present)

Single, 2-Panel, 3-Panel, and Stationary

Insect Screens

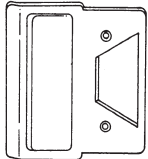
Pull - Gliding Insect Screen / Interior / 2- and 3-Panel			
 		Finish	Order No.
		White	1997306
		Stone	1997194
		Forest Green	1267818
		Canvas	9002044
		Prairie Grass	9002049
		Cocoa Bean	9002048
		Dove Gray	9002047
		Red Rock	9002045
		Dark Bronze	9021327
		Black	9002046


Logo Plate with Screws - Gliding Insect Screen			
		Finish	Order No.
		White	1997197
		Stone	2641206
		Forest Green	1262841
		Canvas	9002050
		Prairie Grass	9002055
		Cocoa Bean	9002054
		Dove Gray	9002053
		Red Rock	9002051
		Dark Bronze	9020350
Black	9002052		

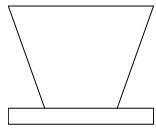
Logo Plate Screw - Gliding Insect Screen			
	Description	Finish	Order No.
	5/8" x #6 F.H. steel	White	9056234
		Stone	9056235
		Forest Green	9056236
		Canvas	9056237
		Prairie Grass	9056238
		Cocoa Bean	9056239
		Dove Gray	9056240
		Red Rock	9056241
		Dark Bronze	OBD
Black		9056242	

Insect Screens

Bumper with Screws - Gliding Insect Screen / SAS			
		Finish	Order No.
		White	9013826
		Terratone	9013828
		Sandtone	9013827
		Forest Green	9013829
		Canvas	9013830
		Prairie Grass	9013835
		Cocoa Bean	9013834
		Dove Gray	9013833
		Red Rock	9013831
		Dark Bronze	OBD
Black	9013832		

Pull - Gliding Insect Screen / Interior/ 3-Panel / SAS			
		Color	Order No.
		White	2579549
		Terratone	2668604
		Sandtone	9051276
		Forest Green	9002060
		Canvas	9002065
		Prairie Grass	9002064
		Cocoa Bean	9002063
		Dove Gray	9002061
		Red Rock	9021329
		Dark Bronze	9002062


Keeper Handle - Gliding Insect Screen / 3-panel / SAS		
		Order No.
		2579550


Bug Seal Pile Weatherstrip - Gliding Insect Screen		
	Note: Order by the foot. This weatherstrip has an adhesive back.	Order No.
		2962038


A-Series Hinged Doors (2008 to Present)

Single, 2-Panel, 3-Panel, and Stationary

Insect Screens

Top Hanger - Gliding Insect Screen			
	Note:	Left	Right
			No fasteners are needed for this assembly. Handed as location on screen as viewed from exterior.

Spring Roller - Top Hung Screen		
	Note:	Order No.
		


Wheel Assembly - Standard Gliding Insect Screen			
	Note:	Upper	Lower
		 <p>Upper</p> <p>2 13/16"</p> <p>Lower</p> <p>2 3/16"</p>	No fasteners are needed for this wheel assembly.

Insect Screens

Hinged Insect Screen Graphic

Note:

See [Accessory Guide 0005449](#). See drawing 94605 for additional detail.



A-Series Hinged Door Hinged Insect Screen

Hinged Insect Screen Kits

Hinged Insect Screen Kit - Single

Note:

Ships with installation parts and hardware.

Unit No.	Dimensions	White	Terratone	Sandtone	Forest Green	Canvas	Prairie Grass
FWHID2768	28 5/16 X 77 1/8	2592078	2690180	0990180	9141003	9088979	9141005
FWHID27611	28 5/16 X 80	2592081	2690183	0990183	9141522	9088982	9141524
FWHID2776	28 5/16 X 87 1/8	2592084	2690186	0990186	9141030	9088985	9141032
FWHID2780	28 5/16 X 93 1/8	2592087	2690189	0990189	9141056	9088988	9141058
FWHID2968	30 5/16 X 77 1/8	2592079	2690181	0990181	9141083	9088980	9141085
FWHID29611	30 5/16 X 80	2592082	2690184	0990184	9141549	9088983	9141551
FWHID2976	30 5/16 X 87 1/8	2592085	2690187	0990187	9141110	9088986	9141112
FWHID2980	30 5/16 X 93 1/8	2592088	2690190	0990190	9141137	9088989	9141139
FWHID3168	34 5/16 X 77 1/8	2592080	2690182	0990182	9141164	9088981	9141166
FWHID31611	34 5/16 X 80	2592083	2690185	0990185	9140974	9088984	9140977
FWHID3176	34 5/16 X 87 1/8	2592086	2690188	0990188	9141191	9088987	9141193
FWHID3180	34 5/16 X 93 1/8	2592089	2690191	0990191	9141218	9088990	9141220
FWHID3368	36 5/16 X 77 1/8	9141244	9141245	9141250	9141251	9141252	9141254
FWHID33611	36 5/16 X 80	9141858	9141863	9141861	9141865	9141862	9141868
FWHID3376	36 5/16 X 87 1/8	9141616	9141621	9141619	9141623	9141620	9141626
FWHID3380	36 5/16 X 93 1/8	9141277	9141278	9141283	9141284	9141285	9141287

A-Series Hinged Doors (2008 to Present)

Single, 2-Panel, 3-Panel, and Stationary

Insect Screens

Hinged Insect Screen - Single (Continued)						
Unit No.	Dimensions	Cocoa Bean	Dove Gray	Red Rock	Dark Bronze	Black
FWHID2768	28 ⁵ / ₁₆ x 77 ¹ / ₈	9141002	9141001	9141004	9088991	9129917
FWHID27611	28 ⁵ / ₁₆ x 80	9141521	9141525	9141523	9088994	9129920
FWHID2776	28 ⁵ / ₁₆ x 87 ¹ / ₈	9141029	9141028	9141031	9088997	9129923
FWHID2780	28 ⁵ / ₁₆ x 93 ¹ / ₈	9141055	9141059	9141057	9089000	9129926
FWHID2968	30 ⁵ / ₁₆ x 77 ¹ / ₈	9141082	9141086	9141084	9088992	9129918
FWHID29611	30 ⁵ / ₁₆ x 80	9141548	9141552	9141550	9088995	9129921
FWHID2976	30 ⁵ / ₁₆ x 87 ¹ / ₈	9141109	9141113	9141111	9088998	9129924
FWHID2980	30 ⁵ / ₁₆ x 93 ¹ / ₈	9141136	9141140	9141138	9089001	9129927
FWHID3168	34 ⁵ / ₁₆ x 77 ¹ / ₈	9141163	9141167	9141165	9088993	9129919
FWHID31611	34 ⁵ / ₁₆ x 80	9140976	9140978	9140975	9088996	9129922
FWHID3176	34 ⁵ / ₁₆ x 87 ¹ / ₈	9141190	9141194	9141192	9088999	9129925
FWHID3180	34 ⁵ / ₁₆ x 93 ¹ / ₈	9141217	9141221	9141219	9089002	9129928
FWHID3368	36 ⁵ / ₁₆ x 77 ¹ / ₈	9141249	9141248	9141253	9141246	9141247
FWHID33611	36 ⁵ / ₁₆ x 80	9141867	9141864	9141866	9141859	9141860
FWHID3376	36 ⁵ / ₁₆ x 87 ¹ / ₈	9141625	9141622	9141624	9141617	9141618
FWHID3380	36 ⁵ / ₁₆ x 93 ¹ / ₈	9141282	9141281	9141286	9141279	9141280

Insect Screens

Hinged Insect Screen Kits / Double

Hinged Insect Screen Kit - Double								
Kit Includes: Two screens, instructions and hardware.								
Unit No.	Type	Dimensions (w x h)	White	Terratone	Sandtone	Forest Green	Canvas	Prairie Grass
FWHID4068	AP/PA	22 x 77 1/8	9141660	9141661	9141666	9141667	9141668	9141670
FWHID40611	AP	22 x 80	9141902	9141903	9141908	9141909	9141910	9141912
	PA		9141913	9141914	9141919	9141920	9141921	9141923
FWHID4076	AP	22 x 87 1/8	OBD	OBD	OBD	OBD	OBD	OBD
	PA		OBD	OBD	OBD	OBD	OBD	OBD
FWHID4080	AP	22 x 93 1/8	9141770	9141771	9141776	9141777	9141778	9141780
	PA		9141781	9141782	9141787	9141788	9141789	9141791
FWHID4168	AP/PA	23 3/8 x 77 1/8	2592050	2690152	0990152	9141300	9088923	9141302
FWHID41611	AP	23 3/8 x 80	2592054	2690156	0990156	9141565	9088927	9141567
	PA		2592055	2690157	0990157	9141570	9088928	9141572
FWHID4176	AP	23 3/8 x 87 1/8	2592062	2690164	0990164	9141316	9088935	9141318
	PA		2592063	2690165	0990165	9141321	9088936	9141323
FWHID4180	AP	23 3/8 x 93 1/8	2592070	2690172	0990172	9141337	9088943	9141339
	PA		2592071	2690173	0990173	9141342	9088944	9141344
FWHID5068	AP/PA	28 x 77 1/8	2592051	2690153	0990153	9141358	9088924	9141360
FWHID50611	AP	28 x 80	2592056	2690158	0990158	9141586	9088929	9141588
	PA		2592057	2690159	0990159	9141591	9088930	9141593
FWHID5076	AP	28 x 87 1/8	2592064	2690166	0990166	9141374	9088937	9141376
	PA		2592065	2690167	0990167	9141379	9088938	9141381
FWHID5080	AP	28 x 93 1/8	2592072	2690174	0990174	9141395	9088945	9141397
	PA		2592073	2690175	0990175	9141400	9088946	9141402
FWHID5468	AP/PA	30 x 77 1/8	2592052	2690154	0990154	9141416	9088925	9141418
FWHID54611	AP	30 x 80	2592058	2690160	0990160	9141607	9088931	9141609
	PA		2592059	2690161	0990161	9141612	9088932	9141614
FWHID5476	AP	30 x 87 1/8	2592066	2690168	0990168	OBD	9088939	OBD
	PA		2592067	2690169	0990169	OBD	9088940	OBD
FWHID5480	AP	30 x 93 1/8	2592074	2690176	0990176	9141432	9088947	9141434
	PA		2592075	2690177	0990177	9141437	9088948	9141439
FWHID6068	AP/PA	34 x 77 1/8	2592053	2690155	0990155	9141453	9088926	9141455
FWHID60611	AP	34 x 80	2592060	2690162	0990162	9140931	9088933	9140935
	PA		2592061	2690163	0990163	9140936	9088934	9140940
FWHID6076	AP	34 x 87 1/8	2592068	2690170	0990170	9141469	9088941	9141471
	PA		2592069	2690171	0990171	9141474	9088942	9141476
FWHID6080	AP	34 x 93 1/8	2592076	2690178	0990178	9141490	9088949	9141492
	PA		2592077	2690179	0990179	9141495	9088950	9141497
FWHID6468	AP/PA	36 X 77 1/8	9141715	9141716	9141721	9141722	9141723	9141725
FWHID64611	AP	36 X 80	9141836	9141837	9141842	9141843	9141844	9141846
	PA		9141847	9141848	9141853	9141854	9141855	9141857
FWHID6476	AP	36 X 87 1/8	9141803	9141804	9141809	9141810	9141811	9141813
	PA		9141814	9141815	9141820	9141821	9141822	9141824
FWHID6480	AP	36 X 93 1/8	9141737	9141738	9141743	9141744	9141745	9141747
	PA		9141748	9141749	9141754	9141755	9141756	9141758

A-Series Hinged Doors (2008 to Present)

Single, 2-Panel, 3-Panel, and Stationary

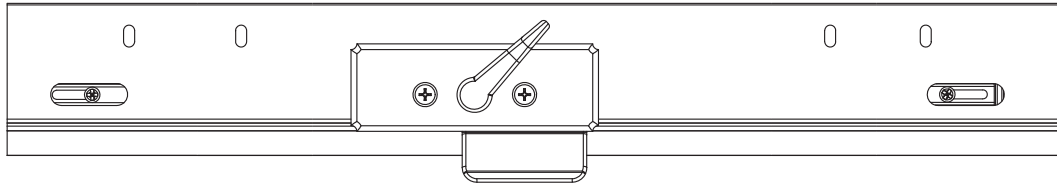
Insect Screens

Hinged Insect Screen Kit - Double (Continued)							
Unit No.	Type	Dimensions (w x h)	Cocoa Bean	Dove Gray	Red Rock	Dark Bronze	Black
FWHID4068	AP/PA	22 x 77 1/8	9141299	9141664	9141669	9141662	9141663
FWHID40611	AP	22 x 80	9141907	9141906	9141911	9141904	9141915
	PA		9141918	9141917	9141922	9141915	9141916
FWHID4076	AP	22 x 87 1/8	OBD	OBD	OBD	OBD	OBD
	PA		OBD	OBD	OBD	OBD	OBD
FWHID4080	AP	22 x 93 1/8	9141775	9141774	9141779	9141772	9141773
	PA		9141786	9141785	9141790	9141783	9141784
FWHID4168	AP/PA	23 3/8 x 77 1/8	9141299	9141303	9141301	9088951	9129889
FWHID41611	AP	23 3/8 x 80	9141564	9141568	9141566	9088955	9129893
	PA		9141569	9141573	9141571	9088956	9129894
FWHID4176	AP	23 3/8 x 87 1/8	9141315	9141319	9141317	9088963	9129901
	PA		9141320	9141324	9141322	9088964	9129902
FWHID4180	AP	23 3/8 x 93 1/8	9141336	9141340	9141338	9088971	9129909
	PA		9141341	9141345	9141343	9088972	9129910
FWHID5068	AP/PA	28 x 77 1/8	9141357	9141361	9141359	9088952	9129890
FWHID50611	AP	28 x 80	9141585	9141589	9141587	9088957	9129895
	PA		9141590	9141594	9141592	9088958	9129896
FWHID5076	AP	28 x 87 1/8	9141373	9141377	9141375	9088965	9129903
	PA		9141378	9141382	9141380	9088966	9129904
FWHID5080	AP	28 x 93 1/8	9141394	9141398	9141396	9088973	9129911
	PA		9141399	9141403	9141401	9088974	9129912
FWHID5468	AP/PA	30 x 77 1/8	9141415	9141419	9141417	9088953	9129891
FWHID54611	AP	30 x 80	9141606	9141610	9141608	9088959	9129897
	PA		9141611	9141615	9141613	9088960	9129898
FWHID5476	AP	30 x 87 1/8	OBD	OBD	OBD	9088967	9129905
	PA		OBD	OBD	OBD	9088968	9129906
FWHID5480	AP	30 x 93 1/8	9141431	9141435	9141433	9088975	9129913
	PA		9141436	9141440	9141438	9088976	9129914
FWHID6068	AP/PA	34 x 77 1/8	9141452	9141456	9141454	9088954	9129892
FWHID60611	AP	34 x 80	9140934	9140933	9140932	9088961	9129899
	PA		9140939	9140938	9140937	9088962	9129900
FWHID6076	AP	34 x 87 1/8	9141468	9141472	9141470	9088969	9129907
	PA		9141473	9141477	9141475	9088970	9129908
FWHID6080	AP	34 x 93 1/8	9141489	9141493	9141491	9088977	9129915
	PA		9141494	9141498	9141496	9088978	9129916
FWHID6468	AP/PA	36 X 77 1/8	9141720	9141719	9141724	9141717	9141718
FWHID64611	AP	36 X 80	9141841	9141840	9141845	9141838	9141839
	PA		9141852	9141851	9141845	9141849	9141850
FWHID6476	AP	36 X 87 1/8	9141808	9141807	9141812	9141805	9141806
	PA		9141819	9141818	9141823	9141816	9141817
FWHID6480	AP	36 X 93 1/8	9141742	9141741	9141746	9141739	9141740
	PA		9141753	9141752	9141757	9141750	9141751

Insect Screens

Insect Screen Astragal - Hinged / Double

Note:
See [Accessory Guide 0005449](#) for installation information.



Astragal Kit - Hinged Screen / Double

Unit No.	Type	Length	White	Terratone	Sandtone	Forest Green	Canvas	Prairie Grass
FWHID68	AP/PA	77 1/8	2591637	2690204	0990204	9002117	9002121	9002141
FWHID611	AP	80	2591638	2690205	0990205	9002118	9002122	9002142
	PA		2591639	2690206	0990206	9002145	9002148	9002163
FWHID76	AP	87 1/8	2591640	2690207	0990207	9002119	9002123	9002143
	PA		2591641	2690208	0990208	9002146	9002149	9002164
FWHID80	AP	93 1/8	2591642	2690209	0990209	9002120	9002124	9002144
	PA		2591643	2690210	0990210	9002147	9002150	9002165

Unit No.	Type	Length	Cocoa Bean	Dove Gray	Red Rock	Dark Bronze	Black
FWHID68	AP/PA	77 1/8	9002137	9002133	9002125	9021335	9002129
FWHID611	AP	80	9002138	9002134	9002126	9021336	9002130
	PA		9002160	9002157	9002151	9021337	9002154
FWHID76	AP	87 1/8	9002139	9002135	9002127	By description	9002131
	PA		9002161	9002158	9002152		9002155
FWHID80	AP	93 1/8	9002140	9002136	9002128	9021338	9002132
	PA		9002162	9002159	9002153	9021339	9002156

Astragal Weatherstrip

	Note: Cut to size if necessary.	Color	Length	Order No.
		White	93 1/2	2579463
		Terratone		2668635
		Sandtone		0924501
		Forest Green		1210022

A-Series Hinged Doors (2008 to Present)

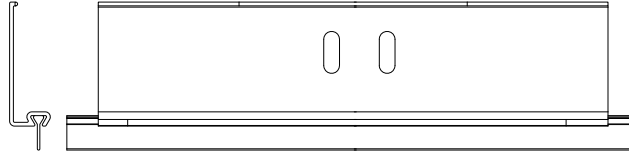
Single, 2-Panel, 3-Panel, and Stationary

Insect Screens

Sweep Cover Assembly - Hinged Insect Screen / Active

Note:

Sweep cover assembly includes sweep and fasteners. See [Accessory Guide 0005449](#), page 15 for installation information.



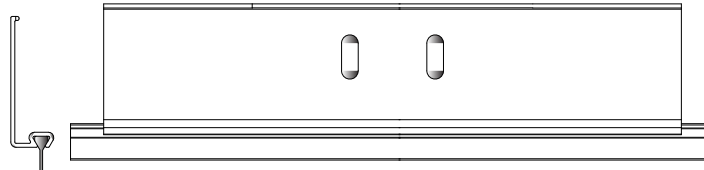
Unit No.	Length	White	Terratone	Sandtone	Forest Green	Canvas	Prairie Grass
FWHID40	21 ⁹ / ₁₆	9003650	9003651	9003646	9002176	9002185	9002230
FWHID50	27 ⁹ / ₁₆	2591645	2690212	0990212	9002177	9002186	9002231
FWHID54	29 ⁹ / ₁₆	2591646	2690213	0990213	9002178	9002187	9002232
FWHID60	33 ⁹ / ₁₆	2591647	2690214	0990214	9002179	9002188	9002233
FWHID64	35 ⁹ / ₁₆	9002169	9002171	9002167	9002180	9002189	9002234

Unit No.	Length	Cocoa Bean	Dove Gray	Red Rock	Dark Bronze	Black
FWHID40	21 ⁹ / ₁₆	9002221	9002212	9002194	9021344	9002203
FWHID50	27 ⁹ / ₁₆	9002222	9002213	9002195	9021345	9002204
FWHID54	29 ⁹ / ₁₆	9002223	9002214	9002196	9021346	9002205
FWHID60	33 ⁹ / ₁₆	9002224	9002215	9002197	9021347	9002206
FWHID64	35 ⁹ / ₁₆	9002225	9002216	9002198	9021348	9002207

Sweep Cover Assembly - Hinged Insect Screen / Passive

Note:

Sweep cover assembly includes sweep and fasteners. See [Accessory Guide 0005449](#), page 15 for installation information.



Unit No.	Length	White	Terratone	Sandtone	Forest Green	Canvas	Prairie Grass
FWHID40	20 ²⁷ / ₃₂	9003653	9003654	9003652	9002238	9002243	9002268
FWHID50	26 ²⁷ / ₃₂	2591649	2690216	0990216	9002239	9002244	9002269
FWHID54	28 ²⁷ / ₃₂	2591650	2690217	0990217	9002240	9002245	9002270
FWHID60	32 ²⁷ / ₃₂	2591651	2690218	0990218	9002241	9002246	9002271
FWHID64	34 ²⁷ / ₃₂	9002236	9002237	9002235	9002242	9002247	9002272

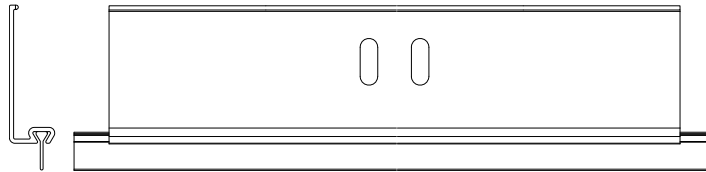
Unit No.	Length	Cocoa Bean	Dove Gray	Red Rock	Dark Bronze	Black
FWHID40	20 ²⁷ / ₃₂	9002263	9002258	9002248	9021349	9002253
FWHID50	26 ²⁷ / ₃₂	9002264	9002259	9002249	9021350	9002254
FWHID54	28 ²⁷ / ₃₂	9002265	9002260	9002250	9021351	9002255
FWHID60	32 ²⁷ / ₃₂	9002266	9002261	9002251	9021352	9002256
FWHID64	34 ²⁷ / ₃₂	9002267	9002262	9002252	9021353	9002257

Insect Screens

Sweep Covers - Hinged Insect Screen / Single

Note:

Sweep cover assembly includes sweep and fasteners. See [Accessory Guide 0005449](#), page 15 for installation information.

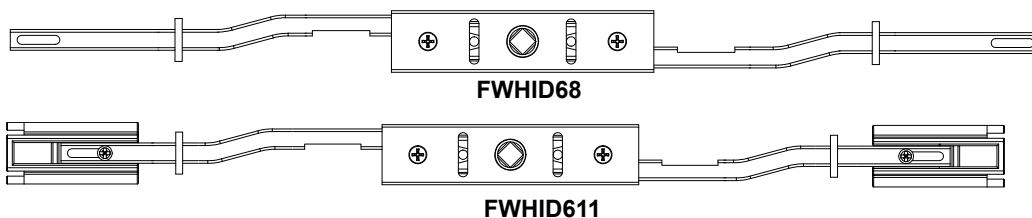


Unit No.	Length	White	Sandtone	Terratone	Forest Green	Canvas	Prairie Grass
FWHID27	27 ²⁷ / ₃₂	2591686	0990227	2690259	9002172	9002181	9002226
FWHID29	29 ²⁷ / ₃₂	2591687	0990228	2690260	9002173	9002182	9002227
FWHID31	33 ²⁷ / ₃₂	2591688	0990229	2690261	9002174	9002183	9002228
FWHID33	35 ²⁷ / ₃₂	9002168	9002166	9002170	9002175	9002184	9002229

Unit No.	Length	Cocoa Bean	Dove Gray	Red Rock	Dark Bronze	Black
FWHID27	27 ²⁷ / ₃₂	9002217	9002208	9002190	9021340	9002199
FWHID29	29 ²⁷ / ₃₂	9002218	9002209	9002191	9021341	9002200
FWHID31	33 ²⁷ / ₃₂	9002219	9002210	9002192	9021342	9002201
FWHID33	35 ²⁷ / ₃₂	9002220	9002211	9002193	9021343	9002202

Insect Screen Parts and Hardware - Hinged

Lock Arm Assembly - Hinged Insect Screen




	Unit No.	Order No.
	FWHID68	2591593
	FWHID611	2591594
	FWHID76	2591595
	FWHID80	2591596

A-Series Hinged Doors (2008 to Present)


Single, 2-Panel, 3-Panel, and Stationary

Insect Screens


Latch and Closure Kit - Hinged Insect Screen

	<p>Kit Includes: Outside handle, outside handle release button, Inside latch and operator, unkeyed steel spindle spindle spring, handle bolts (2), and screw (1) Closure assembly, hold open washer, head jamb bracket, head jamb bracket screws (3), head jamb bracket bushing, head jamb bracket connection to closure screw, door bracket door bracket screws (2), and door bracket connecting pin.</p>	Color	Order No.
		White	2579065
		Stone	0924720
		Forest Green	1210012
		Canvas	9051263
		Prairie Grass	9051262
		Cocoa Bean	9051261
		Dove Gray	9051264
		Red Rock	9051259
		Dark Bronze	9051260
		Black	9051258

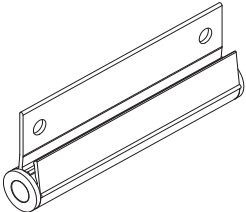
Latch Hole Cover Plug - Hinged Insect Screen

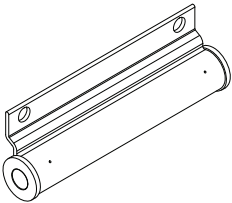
		Color	Order No.
		White	2579479
		Stone	2668626
		Forest Green	1262835
		Canvas	9051268
		Prairie Grass	9051270
		Cocoa Bean	9051267
		Dove Gray	9051269
		Red Rock	9051271
		Black	9051265
Dark Bronze	9051266		


Hinge Pin - Hinged Insect Screen

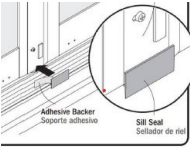
	<p>Note: 68 and 611 units require 2 pins; 80 units require 3 pins. For black hinge pins see Installation Hardware Package - Hinged Insect Screen.</p>	Color	Order No.
		White	2579477
		Terratone	2668629
		Sandtone	0924486
		Forest Green	1269107
		Black	see note

Insect Screens

Leaf Hinge with Screws - Hinged Insect Screen / Lower				
		Unit No	Color	Order No.
		FWHID	White	2591609
			Terratone	2690219
			Sandtone	0990219
			Forest Green	9002273
			Canvas	9002274
			Prairie Grass	9002279
			Cocoa Bean	9002278
			Dove Gray	9002277
			Red Rock	9002275
			Dark Bronze	9021354
			Black	9002276

Leaf Hinge with Screws - Hinged Insect Screen / Upper				
		Unit No	Color	Order No.
		FWHID	White	2591610
			Terratone	2690220
			Sandtone	0990220
			Forest Green	9002280
			Canvas	9002281
			Prairie Grass	9002286
			Cocoa Bean	9002285
			Dove Gray	9002284
			Red Rock	9002282
			Dark Bronze	9021355
			Black	9002283


Plastic Hole Plug - Hinged Insect Screen		
	Note: 68 units require 4 plugs; 611 and 80 units require 6 plugs	Order No.
		2579478

Sill Seal - Hinged Insect Screen		
		Order No.
		2579484

A-Series Hinged Doors (2008 to Present)

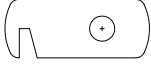
Single, 2-Panel, 3-Panel, and Stationary

Insect Screens

Bulb Seal - Hinged Insect Screen			
		Unit No.	Order No.
		FWHID27/29	2591598
		FWHID31/33	2591599
		FWHID41/50/54	2591601
		FWHID60/68/611/64	2591602
		FWHID76/80	2591603

Clip - Hinged Insect Screen / Head			
	Includes: 2 small rivets.	Unit No.	All Colors
		FWHID	9002287

Template - Hinged Insect Screen			
		Unit No.	Order No.
		FWHID	2591597

Insect Screen Hook - Hinged Insect Screen / SAS			
			Order No.
			2579546

Installation Hardware Package - Hinged Insect Screen

Installation Hardware Package - Hinged Insect Screen / Single

Package Includes:

#8 x 1/2" screw (interior sweep), lower hinge leaf, upper hinge leaf, hinge pin, hinge replacement template, cover plate, plastic hole plug, #8 x 1/2" screw (upper leaf of hinge), #8 x 1/2" screw (lower leaf of hinge).

Unit No.	White	Terra-tone	Sand-tone	Forest Green	Canvas	Prairie Grass	Cocoa Bean	Dove Gray	Red Rock	Dark Bronze	Black
FWHID 68/611	2591605	2690221	0990221	9002089	9002093	9002113	9002109	9002105	9002097	9021331	9002101
FWHID 76/80	2591606	2690222	0990222	9002090	9002094	9002114	9002110	9002106	9002098	9021332	9002102

Installation Hardware Package - Hinged Insect Screen / Double

Package Includes:


#8 x 1/2" screw (interior sweep), lower hinge leaf, upper hinge leaf, hinge pin, hinge replacement template, cover plate, plastic hole plug, #8 x 1/2" screw (upper leaf of hinge), #8 x 1/2" screw (lower leaf of hinge).

Unit No.	White	Terra-tone	Sand-tone	Forest Green	Canvas	Prairie Grass	Cocoa Bean	Dove Gray	Red Rock	Dark Bronze	Black
FWHID 68/611	2591607	2690223	0990223	9002091	9002095	9002115	9002111	9002107	9002099	9021333	9002103
FWHID 76/80	2591608	2690224	0990224	9002092	9002096	9002116	9002112	9002108	9002100	9021334	9002104

Insect Screens

Universal Insect Rescreening Kits

Universal Insect Rescreening Kit

	<p>Note: One size fits all doors. See Service Guide 0001667. See Service Video.</p> <p>Kit Includes: (2) Polyethylene splines (large and small) (1) Fiberglass insect screen cloth (1) Wood spacer bar (1) Spline roller</p>	<p>Order No.</p>
		<p>1274712</p>

A-Series Hinged Doors (2008 to Present)

Single, 2-Panel, 3-Panel, and Stationary

Grilles

Traditional Interior Grilles - Standard / Custom

Note:

Replacement interior grilles for standard and custom-sized doors are made to order. Grilles include fasteners when required. See [Interior Grille Installation Video](#). Permanently applied interior/exterior grilles can only be ordered by Andersen Territory Service Representatives, Andersen Service Dealers and Providers available in the Service Replacement Only section [page 156](#).

Grilles - Standard / Interior

To order, state:

1. Description of Part (Interior Grille, Exterior/Interior species/finish/color, Pattern, Profile). See website link for latest options.
2. Product ID (from product label, see [page 11](#))



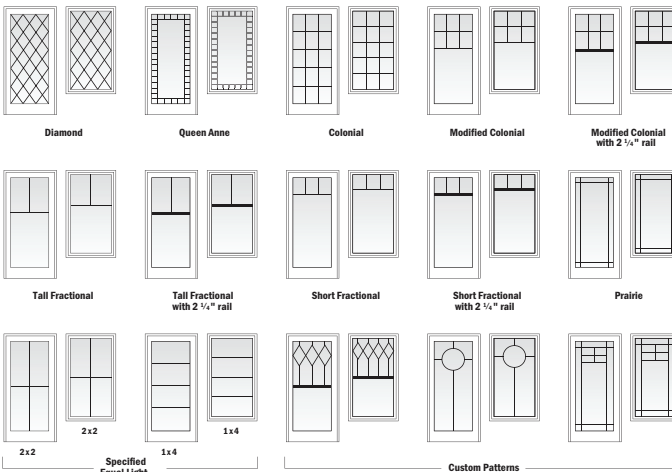
Exterior color options:

White	Canvas	Dove Gray	Sandtone
Terratone	Forest Green	Prairie Grass	Red Rock
Black	Dark Bronze	Cocoa Bean	




Interior species/finish/color options:

Pine	Maple	Oak	Mahogany
Douglas Fir	Cherry		
Unfinished	Russet	Espresso	Clear Coat
Honey	Cinnamon	Mocha	
White-Painted	Birch Bark	Primed	Sandtone
Canvas	Terratone	Forest Green	Dove Gray
Prairie Grass	Cocoa Bean	Red Rock	Dark Bronze
Black			



Pattern options:

Diamond	Queen Anne	Colonial	Modified Colonial	Modified Colonial w/ SCR
Tall Fractional	Tall Fractional w/SCR	Short Fractional	Short Fractional w/SCR	Prairie
Specified Equal Light		Custom		



Profile options:

3/4 inch	7/8 inch	1 1/8 inch	2 1/4 inch
----------	----------	------------	------------

Grilles

Contemporary Interior Grilles - Standard / Custom

Note:

Replacement interior grilles for standard and custom-sized doors are made to order. Grilles include fasteners when required. See [Interior Grille Installation Video](#). Permanently applied interior/exterior grilles can only be ordered by Andersen Territory Service Representatives, Andersen Service Dealers and Providers available in the Service Replacement Only section [page 156](#).

Grilles - Standard / Interior

To order, state:

1. Description of Part (Interior Grille, Exterior/Interior color/finish, Pattern, Profile)
2. Product ID (from product label, see [page 11](#))



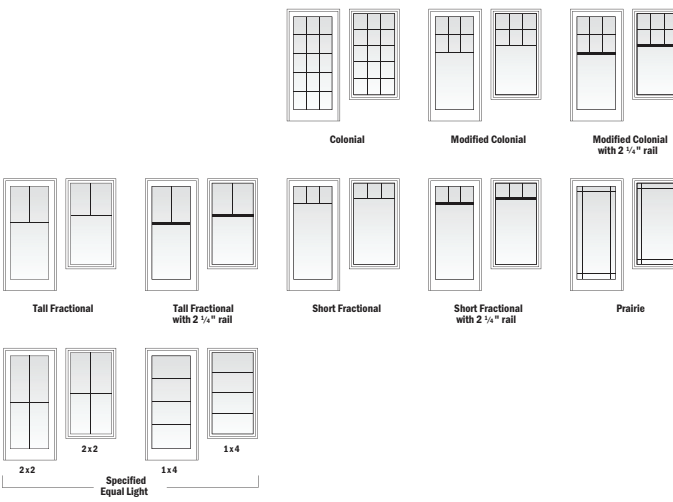
Exterior color options:

White	Canvas	Dove Gray	Sandtone
Terratone	Forest Green	Prairie Grass	Red Rock
Black	Dark Bronze	Cocoa Bean	



Interior species/finish/color options:

Pine	Maple	Oak	Mahogany
Douglas Fir	Cherry		
Unfinished	Russet	Espresso	Clear Coat
Honey	Cinnamon	Mocha	
White-Painted	Birch Bark	Primed	Sandtone
Canvas	Terratone	Forest Green	Dove Gray
Prairie Grass	Cocoa Bean	Red Rock	Dark Bronze
Black			



Pattern options:

	Colonial	Modified Colonial	Modified Colonial w/ SCR
Tall Fractional	Tall Fractional w/SCR	Short Fractional	Short Fractional w/SCR
		Prairie	
Specified Equal Light			

Profile options:

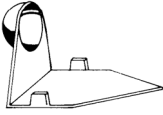
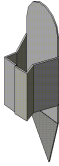

5/8 inch	3/4 inch	2 1/4 inch	3 1/2 inch
----------	----------	------------	------------



A-Series Hinged Doors (2008 to Present)

Single, 2-Panel, 3-Panel, and Stationary

Grilles

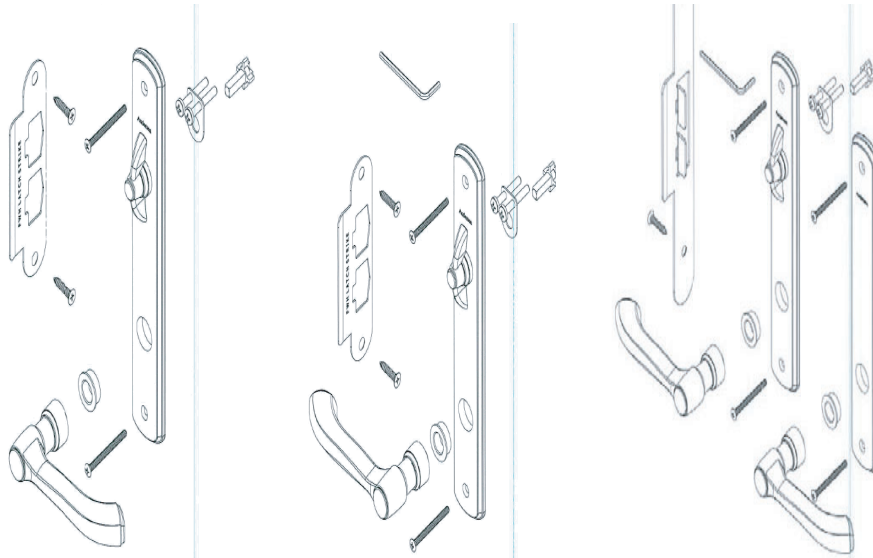
Interior Grille Parts and Tools			
Grille Fastener for Wood Stop			
		Color	Order No.
		All	1974314
Interior Grille Fastener			
		Color	Order No.
		White	1974310
		Sandtone	8154120
		Terratone	2601210
		Forest Green	9046244
		Canvas	9131693
		Dark Bronze	9131694
		Black	9131695
Installation Tool			
		Order No.	
		9019326	

Hardware

Andersen® Half Trim Set Kits - Interior

Note:

Interior half trim sets are available for Newbury, Covington, Encino, Yuma, Anvers, Whitmore, Tribeca, and Albany Hardware.



Albany Style Shown

Sets include:	AR	AL	AP/PA
Handle, RH Hinged*	NA	1	1
Handle, LH Hinged*	1	NA	1
Plate, Escutcheon, Inside Active Hinged	1	1	1
Turn Knob	1	1	1
Bushing Trim Adaptor	1	1	2
Screw, 1/4-20 UNC SS, KNURL CUP PT SET	1	1	2
Limiting Plate	1	1	1
Actuator, Lock	1	1	1
Screw, #10 Fill HD, PH, M5X.8-35MM, Zinc	2	2	2
Screw, #8-32UNC x 2, PH Oval HD, MACH	2	2	4
1/8 Allen Wrench	1	1	1
Plate, Escutcheon, Inside Passive Hinged	NA	NA	1
Strike, Plate Single	1	1	NA
Screw, #10 x 1.000 PH FH S/M/S	2	2	2
Strike, Plate Double	NA	NA	1

*Pack has a RH handle for an active left door and a LH handle for an active right door and both for AP/PA.

A-Series Hinged Doors (2008 to Present)

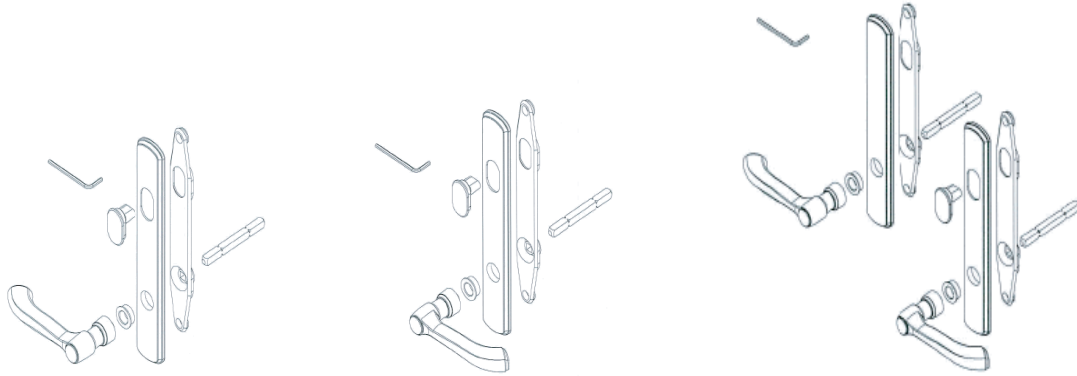
Single, 2-Panel, 3-Panel, and Stationary

Hardware

Andersen® Half Trim Set Kits - Exterior

Note:

Exterior half trim sets are available for Newbury, Covington, Encino, Yuma, Anvers, Whitmore, Tribeca, and Albany Hardware. Tribeca includes threaded studs.



Albany Style Shown

Sets include:	AR	AL	AP/PA
Handle, RH Hinged*	1	N/A	1
Handle, LH Hinged*	N/A	1	1
Plate, Outside Active	1	1	1
Gasket, Trimset	1	1	2
Straight Spindle	1	1	2
Screw, 1/4-20 UNC SS, KNURL CUP PT SET	1	1	2
Cylinder, Dummy	1	1	1
Plate, Outside Passiive	N/A	N/A	1
Bushing Trim Adapter	1	1	2
1/8 Allen Wrench	1	1	1

*Pack has a LH handle for an active left door and a RH handle for an active right door and both for AP/PA.

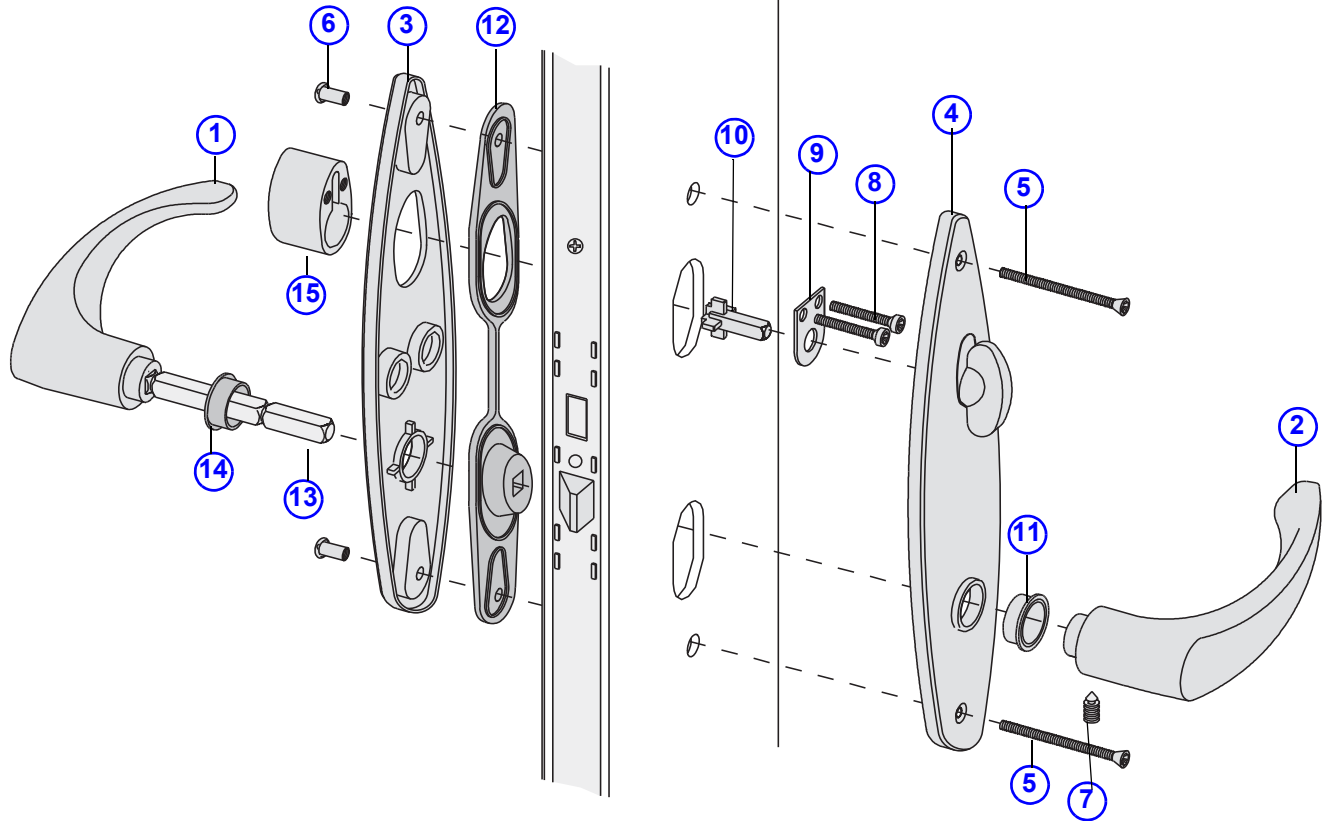
Hardware

Construction Trim Set		
Construction Trim Set - Active		
	Kit Includes: (1) Plate, passive outside (1) Plate, active inside (assembly) (1) Handle, exterior (assembly) (1) Handle, interior (assembly) (1) Actuator, lock (assembly) (1) Plate, limiting (2) Screws, M5 X .8-35MM PH w/#10 Fill Head Machine, Zinc (1) Retainer, bolt (2) Studs, tapped (2) Screws, #8-32 UNC X 1.625, PH W/#10 Oval Head, Machine (1) Wrench, Allen, 1/8 (1) Guide and instructions	Order No. 9020356
Construction Trim Set - Passive		
	Kit Includes: (1) Plate, passive outside (1) Handle, exterior (assembly) (1) Handle, interior (assembly) (2) Studs, tapped (2) Screws, #8-32 UNC X 1.625, PH W/#10 Oval Head, Machine (1) Wrench, Allen, 1/8 (1) Guide and instructions	Order No. 9020357

Andersen® Hardware - Tribeca®

Note:

See [Accessory Guide 0005156](#) for Active Hardware.



- | | | |
|---|--|-------------------------------------|
| 1. Exterior Handle (LH Shown) | 6. Escutcheon Plate Mounting Studs | 11. Nylon Bushing |
| 2. Interior Handle (RH Shown) | 7. Handle Set Screw (Package) | 12. Trim Set Gasket |
| 3. Active Exterior Escutcheon Plate | 8. Key Cylinder Mounting Bolts | 13. Spindle |
| 4. Active Interior Escutcheon Plate | 9. Lock Limiting Plate | 14. Nylon Bushing |
| 5. Escutcheon Plate Bolts | 10. Lock Actuator | 15. Dummy Cylinder |

Tribeca® Hinged Patio Door Hardware - Single Trim Set

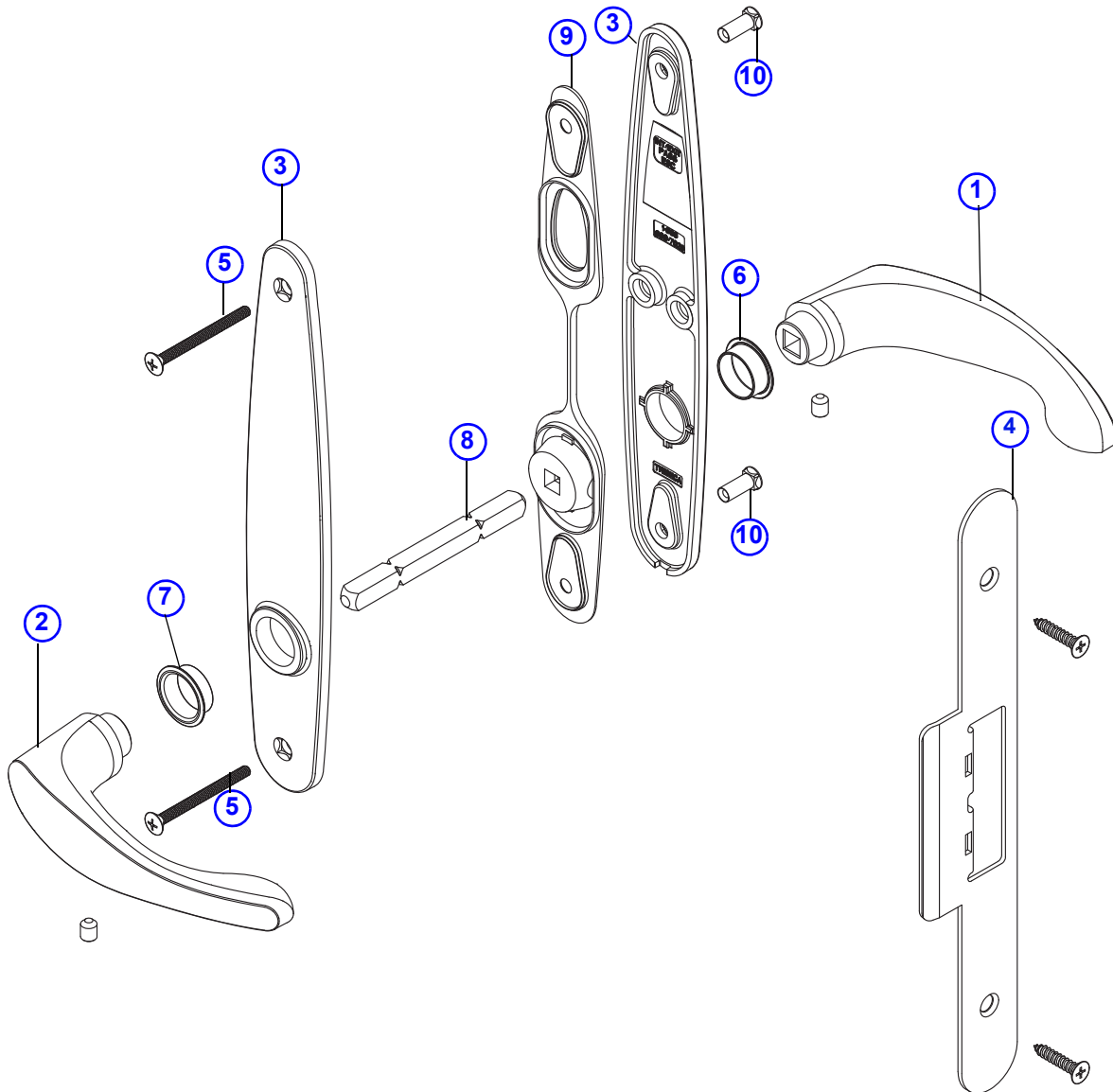
Hardware

Tribeca® Hardware - Passive Hardware Illustration

Note:

See [Accessory Guide 0004286](#).

Note: Additional parts with Double Hardware Set



- | | |
|---|---|
| 1. Exterior Handle (LH Shown) | 6. Nylon Bushing |
| 2. Interior Handle (RH Shown) | 7. Nylon Bushing |
| 3. Passive Exterior/Exterior Escutcheon Plate | 8. Spindle |
| 4. AP/PA Strike Plate | 9. Trim Set Gasket |
| 5. Escutcheon Plate Bolts | 10. Escutcheon Plate Mounting Studs |

Tribeca® Hinged Patio Door Hardware - Double Trim Set

A-Series Hinged Doors (2008 to Present)

Single, 2-Panel, 3-Panel, and Stationary

Hardware

Complete Trim Set - Tribeca® / Interior and Exterior See Illustration [page 63](#) and [page 64](#)

	Finish	Single	Double AP/PA
	Stone	2577557	2577558
	White	2577555	2577556
	Black	9184681	9184682



Trim Set - Tribeca® / Interior See Illustration [page 63](#)

Finish	Single		Double AP/PA
	Left	Right	Order No.
	Stone	2572662	2572772
White	2572660	2572771	2572661
Black	9184670	9184673	9184671


Trim Set - Tribeca® / Exterior See Illustration [page 63](#)


Finish	Single		Double AP/PA
	Left	Right	Order No.
	Stone	2572603	2572750
White	2572601	2572749	2572602
Black	9184668	9184672	9184669

Lever Handle with Screws - Tribeca® Ref. No. 1 and 2 [page 63](#) and [page 64](#)

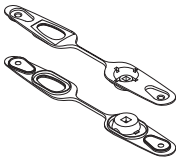
 Left Hand	 Right Hand	Finish	Left	Right
		Stone	2579848	2579849
		White	2579835	2579836
		Black	9184685	9184686

Escutcheon Plate - Tribeca® Ref. No. 3 and 4 [page 63](#) and [page 64](#)

 Active Interior	Finish	Active Interior	Active Exterior	Passive Interior/Exterior	
		Stone	2579852	2579854	2579853
		White	2579839	2579841	2579840
		Black	9184687	9184689	9184688

 Passive
--

Gasket - Trim Set / Tribeca® Ref. No. 12 & 12 [page 63](#) and [page 64](#)

	Order No.
	2962513

Hardware

Dummy Cylinder - Lock Set / Tribeca® Ref No. 15 page 63			
	Note: Use for Tribeca® trim sets.	Finish	Order No.
		Stone	2579860
		White	2579847
		Black	9184691

Escutcheon Plate Bolt with Stud / Tribeca®			
	Description 2 - #8 - 32 x 2 PH OH MS YZP 2 - threaded studs	Finish	Order No.
		Stone	2579855
		White	2579842
		Black	9184690

Screw Package - Trim Set / Tribeca®	

Note:
 Threaded stud shown as #3 not included with this kit. See escutcheon plate bolt with stud as shown above.

Ref. No.	Package Includes	Finish	Order No.
1	2 - screw, # 8 - 32 x 2 PH OH MS YZP	Stone	2579767
2	2 - screw, 5mm x 35 PH Pan MS YXP	White	2579766
6	2 - screw, #10 x 1" PH FH S/M/S	Black	9184684
4	2 - screw, 1/4 - 20 UNC SS knurled cup point set		
5	1 - 1/8 allen wrench		

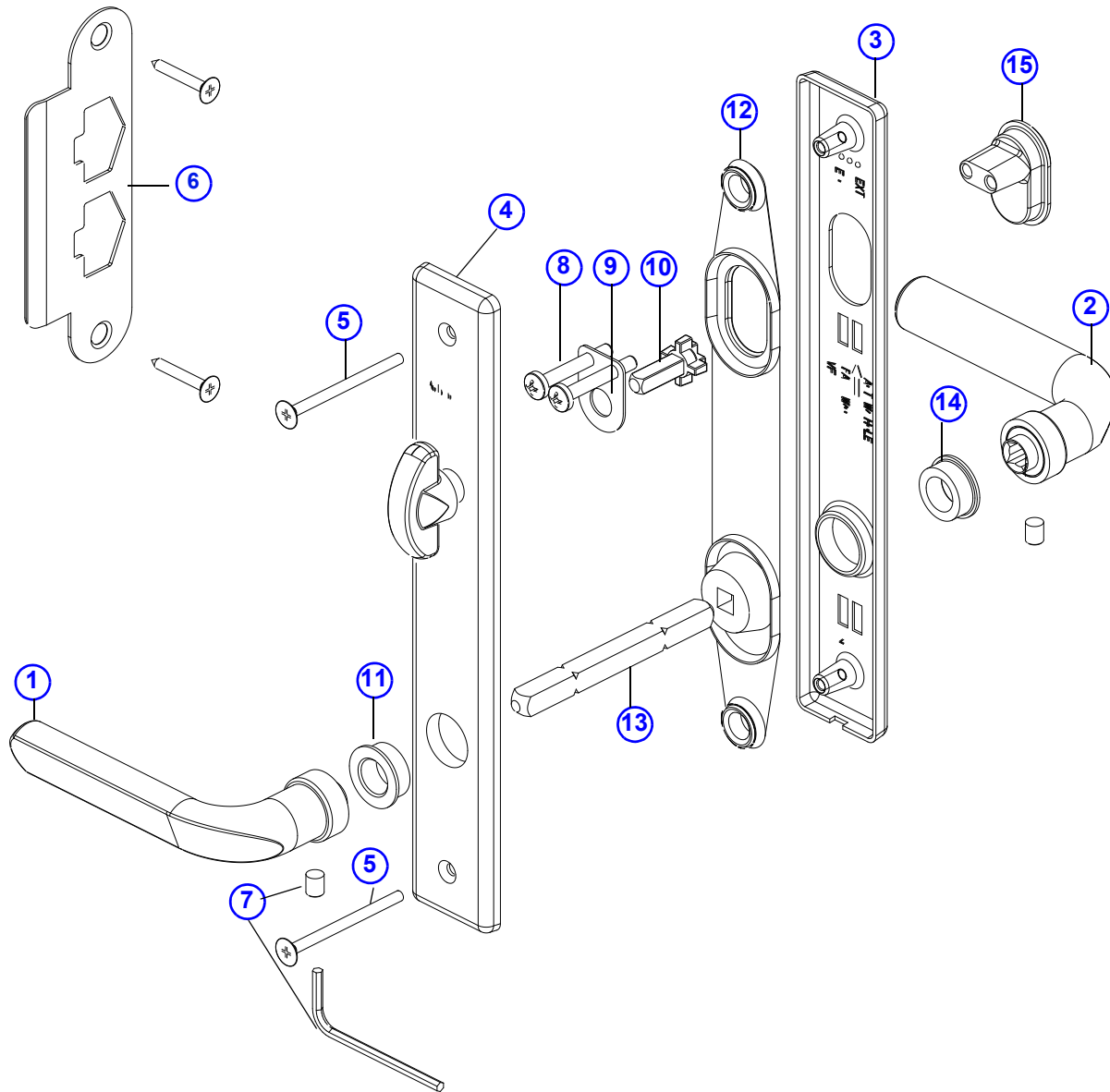
Bushings - Tribeca® Ref No. 11 & 14 page 63 and 6 & 7 page 64		
	Note: Made of Nylon. Tribeca handles made prior to November 2020 use this bushing. If replacing this vintage of bushing you will need to order the current trim set screw pack (includes bushing), handle and escutcheon plate. Tribeca handles made November 2020 - present use bushing included in current trim set screw pack page 109	Clear N/A

A-Series Hinged Doors (2008 to Present)

Single, 2-Panel, 3-Panel, and Stationary

Hardware

Andersen® Hardware - Anvers®



- | | | |
|---|--|--|
| 1. Interior Handle (LH Shown) | 6. Strike Plate | 11. Interior Nylon Bushing |
| 2. Exterior Handle (RH Shown) | 7. Handle Set Screw (Package) | 12. Trim Set Gasket |
| 3. Active Exterior Escutcheon Plate | 8. Key Cylinder Mounting Bolts | 13. Spindle |
| 4. Active Interior Escutcheon Plate | 9. Lock Limiting Plate | 14. Exterior Nylon Bushing |
| 5. Escutcheon Plate Bolts | 10. Lock Actuator | 15. Dummy Cylinder |

Anvers® Hinged Patio Door Hardware - Single Trim Set

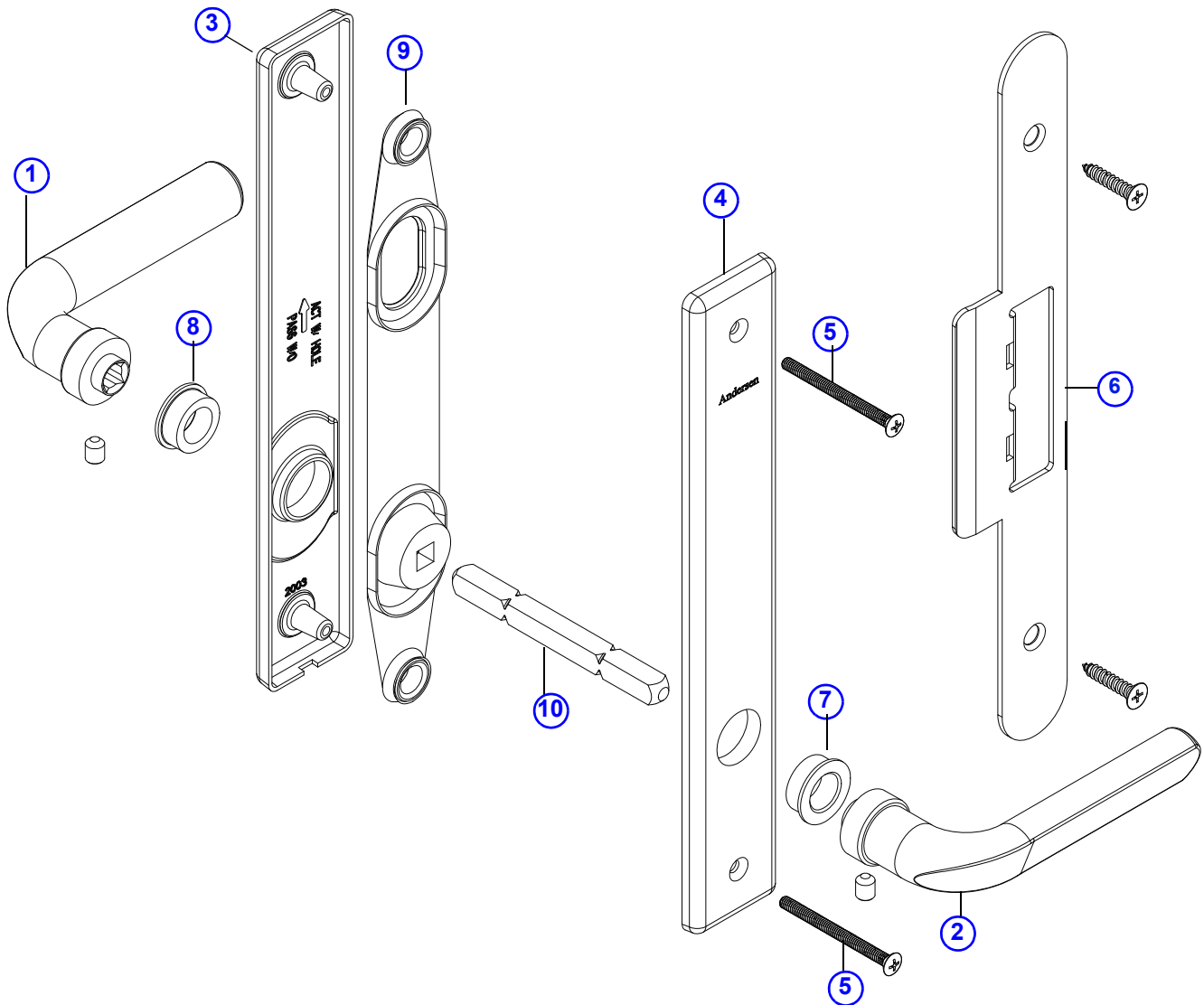
Hardware

Anvers® Hardware - Passive Hardware Illustration

Note:

See [Accessory Guide 0004286](#).

Note: Additional parts with Double Hardware Set



- | | |
|--|---|
| 1. Exterior Handle (LH Shown) | 6. AP/PA Strike Plate |
| 2. Interior Handle (RH Shown) | 7. Interior Nylon Bushing |
| 3. Passive Exterior Escutcheon Plate | 8. Exterior Nylon Bushing |
| 4. Passive Interior Escutcheon Plate | 9. Trim Set Gasket |
| 5. Escutcheon Plate Bolts | 10. Spindle |

Anvers® Hinged Patio Door Hardware - Double Trim Set

A-Series Hinged Doors (2008 to Present)

Single, 2-Panel, 3-Panel, and Stationary

Hardware

Complete Trim Set - Anvers® / Interior and Exterior See Illustration page 67 and page 68			
	Finish	Single	Double AP/PA
	Bright Brass	2578913	2578914
	Oil Rubbed Bronze	2578917	2578918
	Satin Nickel	2578915	2578916

Trim Set - Anvers® / Interior See Illustration page 60				
	Finish	Single		Double AP/PA
		Left	Right	Order No.
	Bright Brass	2572676	2572779	2572677
	Oil Rubbed Bronze	2572686	2572784	2572687
	Satin Nickel	2572692	2572787	2572693

Trim Set - Anvers® / Exterior See Illustration page 61				
	Finish	Single		Double AP/PA
		Left	Right	Order No.
	Bright Brass	2572632	2572757	2572633
	Oil Rubbed Bronze	2572642	2572762	2572643
	Satin Nickel	2572648	2572765	2572649

Handle with Screws - Anvers® Ref. No. 1 and 2 page 67 and page 68			
	Finish	Left	Right
	Bright Brass	2573719	2573720
	Oil Rubbed Bronze	2573721	2573722
	Satin Nickel	2573723	2573724

Escutcheon Plate - Anvers® / Exterior Ref. No. 3 page 67 and page 68			
	Finish	Active	Passive
	Bright Brass	2573741	2573742
	Oil Rubbed Bronze	2573745	2573746
	Satin Nickel	2573749	2573750

Escutcheon Plate - Anvers® / Interior Ref. No. 4 page 67 and page 68			
	Finish	Active	Passive
	Bright Brass	2573739	2573740
	Oil Rubbed Bronze	2573743	2573744
	Satin Nickel	2573747	2573748

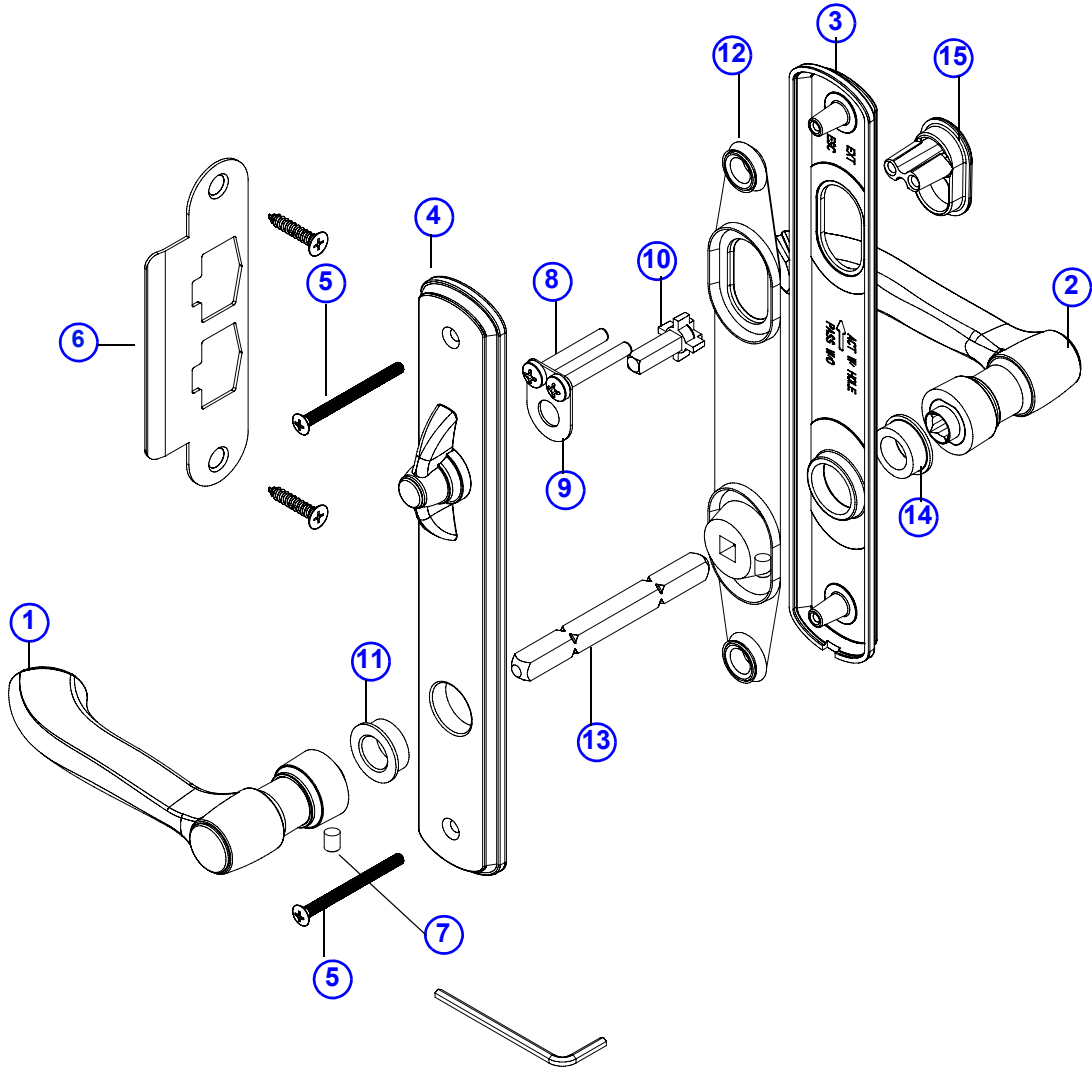
Hardware

Andersen® Hardware - Albany

Note:

See [Accessory Guide 0005156](#) for Active Hardware.

Albany Hardware - Single Trim Set Illustration



- | | | |
|--|--|--|
| 1. Interior Handle (LH Shown) | 6. Strike Plate | 11. Interior Nylon Bushing |
| 2. Exterior Handle (RH Shown) | 7. Handle Set Screw (Package) | 12. Trim Set Gasket |
| 3. Passive Exterior Escutcheon Plate | 8. Key Cylinder Mounting Bolts | 13. Spindle |
| 4. Passive Interior Escutcheon Plate | 9. Lock Limiting Plate | 14. Exterior Nylon Bushing |
| 5. Escutcheon Plate Bolts | 10. Lock Actuator | 15. Dummy Cylinder |

Albany Hardware for Hinged Doors - Single Trim Set

A-Series Hinged Doors (2008 to Present)

Single, 2-Panel, 3-Panel, and Stationary

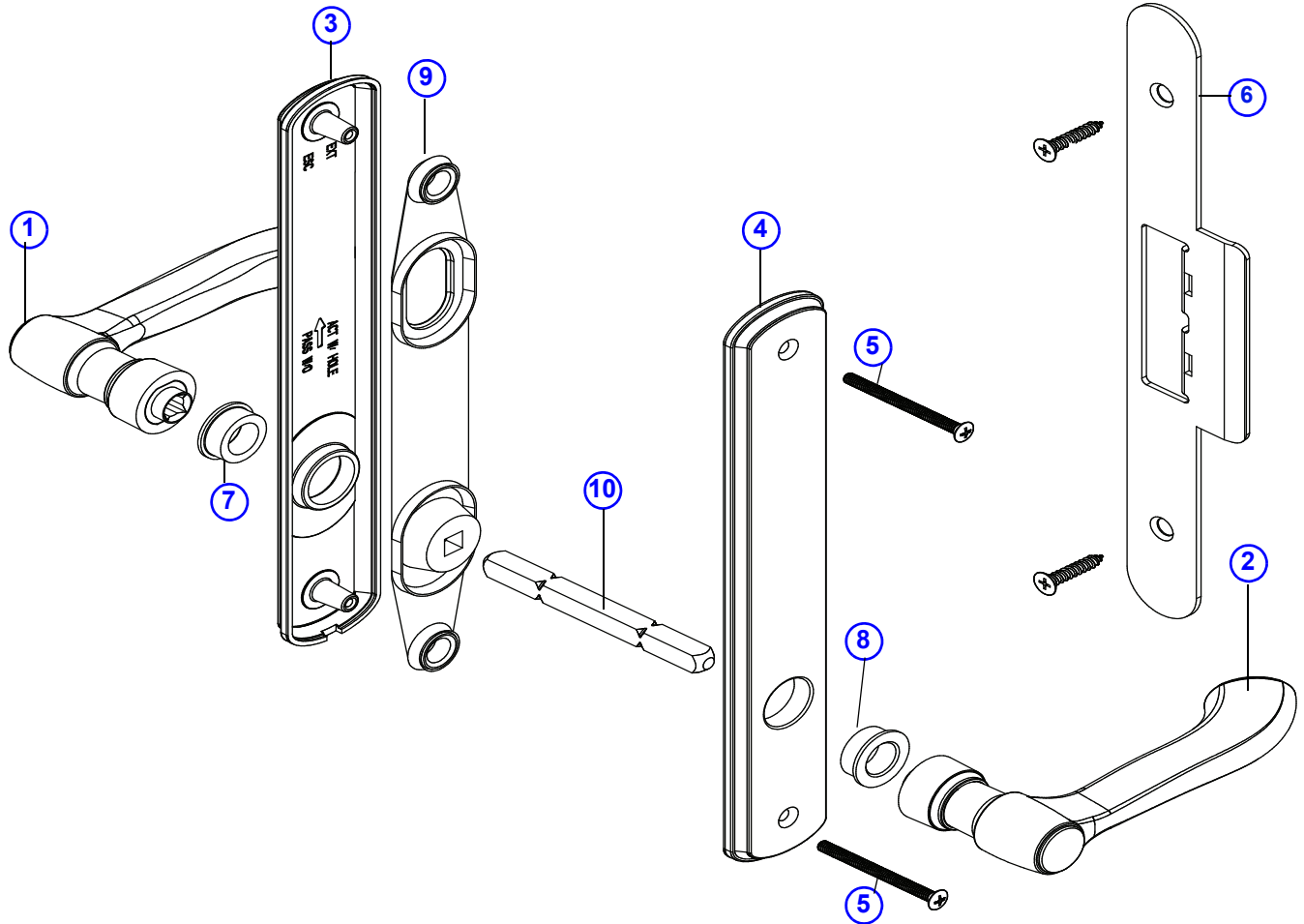
Hardware

Albany Hardware - Passive Hardware Illustration

Note:

See [Accessory Guide 0004286](#).

Note: Additional parts with Double Hardware Set



- | | |
|--|---|
| 1. Exterior Handle (LH Shown) | 6. AP/PA Strike Plate |
| 2. Interior Handle (RH Shown) | 7. Interior Nylon Bushing |
| 3. Passive Exterior Escutcheon Plate | 8. Exterior Nylon Bushing |
| 4. Passive Interior Escutcheon Plate | 9. Trim Set Gasket |
| 5. Escutcheon Plate Bolts | 10. Spindle |

Albany Hardware for Hinged Doors - Double Trim Set

Hardware

Complete Trim Set - Interior/Exterior Albany See Illustration page 70 and page 71			
	Finish	Single	Double AP/PA
	White	9007546	9007550
	Stone	9007547	9007551
	Gold Dust	N/A	N/A
	Black	9007549	9007553

Trim Set - Interior Albany See Illustration page 60				
	Finish	Single		Double AP/PA
		Left	Right	Order No.
	White	9007570	9007578	9007571
	Stone	9007572	9007579	9007573
	Gold Dust	N/A	N/A	N/A
Black	9007576	9007581	9007577	

Trim Set - Exterior Albany See Illustration page 61				
	Finish	Single		Double AP/PA
		Left	Right	Order No.
	White	9007582	9007590	9007583
	Stone	9007584	9007591	9007585
	Gold Dust	N/A	N/A	N/A
Black	9007588	9007593	9007589	

Lever Handle with Screws Albany Ref. No. 1 and 2 page 70 and page 71			
	Finish	Left	Right
	White	9018906	9018907
	Stone	9018908	9018909
	Gold Dust	N/A	N/A
	Black	9018912	9018913

Escutcheon Plate - Interior Albany Ref. No. 4 page 70 and page 71			
	Finish	Active	Passive AP/PA
	White	9018941	9018949
	Stone	9018942	9018950
	Gold Dust	9018943	N/A
	Black	9018944	9018952

Escutcheon Plate - Exterior Albany Ref. No. 3 page 70 and page 71			
	Finish	Active	Passive AP/PA
	White	9018937	9018945
	Stone	9018938	9018946
	Gold Dust	9018939	N/A
	Black	9018940	9018948

A-Series Hinged Doors (2008 to Present)

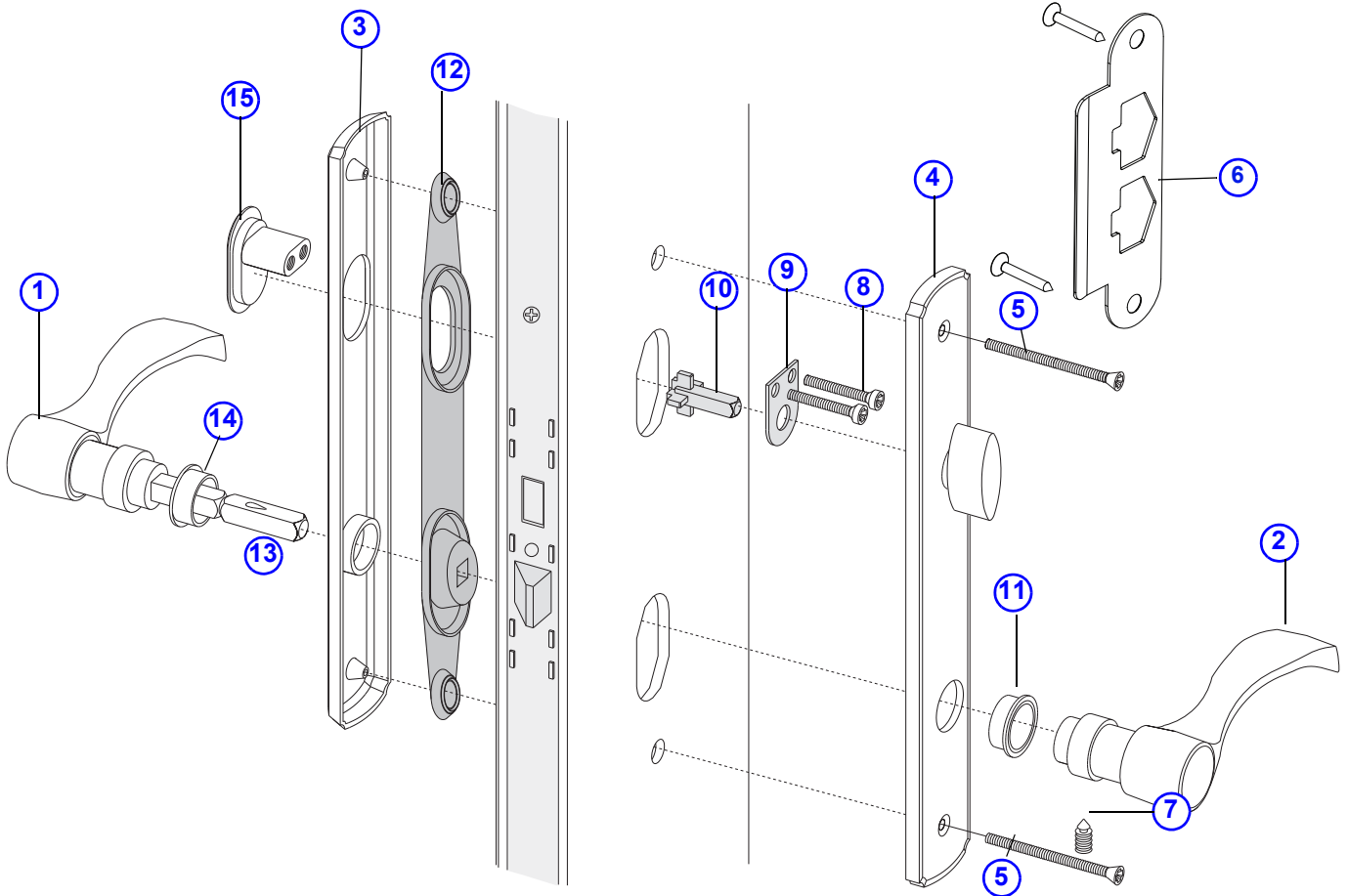
Single, 2-Panel, 3-Panel, and Stationary

Hardware

Andersen® Hardware - Newbury®

Note:

See [Accessory Guide 0005156](#) for Active Hardware.



- | | | |
|---|--|--|
| 1. Exterior Handle (LH Shown) | 6. Strike Plate | 11. Interior Nylon Bushing |
| 2. Interior Handle (RH Shown) | 7. Handle Set Screw (Package) | 12. Trim Set Gasket |
| 3. Active Exterior Escutcheon Plate | 8. Key Cylinder Mounting Bolts | 13. Spindle |
| 4. Active Interior Escutcheon Plate | 9. Lock Limiting Plate | 14. Exterior Nylon Bushing |
| 5. Escutcheon Plate Bolts | 10. Lock Actuator | 15. Dummy Cylinder |

Newbury® Hardware for Hinged Doors - Single Trim Set

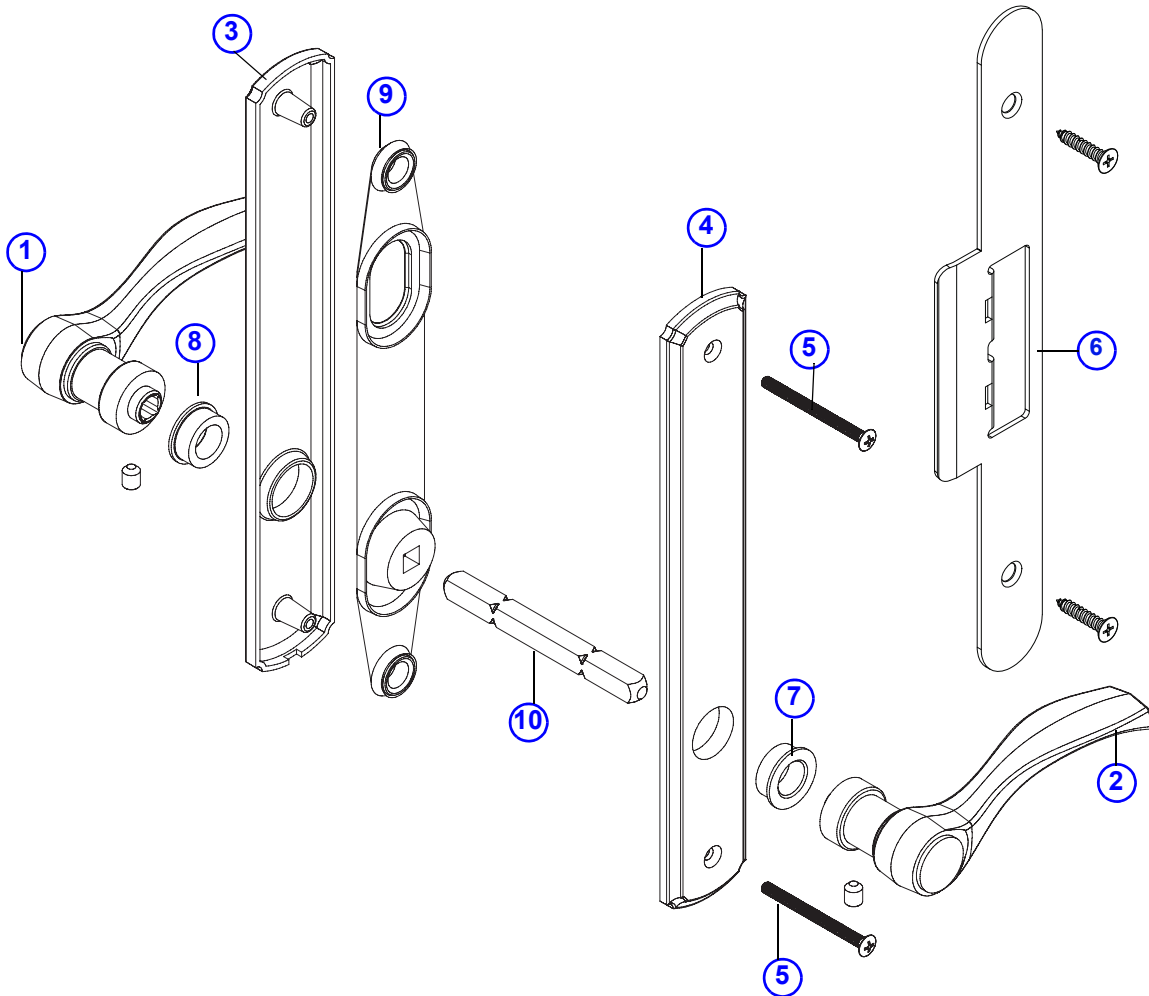
Hardware

Newbury® Hardware - Passive Hardware Illustration

Note:

See [Accessory Guide 0004286](#).

Note: Additional parts with Double Hardware Set



- | | |
|--|---|
| 1. Exterior Handle (LH Shown) | 6. AP/PA Strike Plate |
| 2. Interior Handle (RH Shown) | 7. Interior Nylon Bushing |
| 3. Passive Exterior Escutcheon Plate | 8. Exterior Nylon Bushing |
| 4. Passive Interior Escutcheon Plate | 9. Trim Set Gasket |
| 5. Escutcheon Plate Bolts | 10. Spindle |

Newbury® Hardware for Hinged Doors - Double Trim Set

A-Series Hinged Doors (2008 to Present)

Single, 2-Panel, 3-Panel, and Stationary

Hardware

Complete Trim Set - Newbury® / Interior and Exterior See Illustration [page 73](#) and [page 74](#)

	Finish	Single	Double AP/PA
	Antique Brass	2577504	2577521
Brushed Chrome	2579746	2579747	2579747
Chrome	2577501	2577533	2577533
H.P. Brass	2577543	2577544	2577544
Oil Rubbed Bronze	2579742	2579743	2579743
Satin Nickel	2579443	2579455	2579455



Trim Set - Newbury® / Interior See Illustration [page 60](#)

	Finish	Single		Double AP/PA
		Left	Right	Order No.
Antique Brass	2572666	2572774	2572667	2572667
Brushed Chrome	N/A	N/A	NA	NA
Chrome	N/A	N/A	N/A	N/A
H.P. Brass	2572664	2572773	2572665	2572665
Oil Rubbed Bronze	2572672	2572777	2572673	2572673
Satin Nickel	2572674	2572778	2572675	2572675

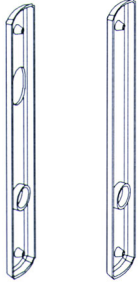
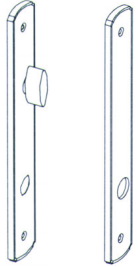
Trim Set - Newbury® / Exterior See Illustration [page 61](#)

	Finish	Single		Double AP/PA
		Left	Right	Order No.
Antique Brass	2572607	2572752	2572608	2572608
Brushed Chrome	N/A	NA	N/A	N/A
Chrome	N/A	N/A	N/A	N/A
H.P. Brass	2572605	2572751	2572606	2572606
Oil Rubbed Bronze	2572628	2572755	2572629	2572629
Satin Nickel	2572630	2572756	2572631	2572631

Handle with Screws - Newbury® Ref. No. 1 and 2 [page 73](#) and [page 74](#)

 Right Hand	 Left Hand	Finish	Left	Right
		Antique Brass	2579610	2579614
Brushed Chrome	N/A	N/A	N/A	
Chrome	2579597	2579598	2579598	
H.P. Brass	2579611	2579612	2579612	
Oil Rubbed Bronze	2579901	2579903	2579903	
Satin Nickel	2579441	2579442	2579442	

Hardware

Escutcheon Plate - Newbury® / Exterior Ref. No. 3 page 73 and page 74				
 <p>Active Passive</p>		Finish	Active	Passive
		Antique Brass	2579606	2579680
		Brushed Chrome	2579914	2579916
		Chrome	N/A	2579604
		H.P. Brass	2579605	2579601
		Oil Rubbed Bronze	2579913	2579915
		Satin Nickel	2579449	2579448
Escutcheon Plate - Newbury® / Interior page 73 and page 74				
 <p>Active Passive</p>		Finish	Active	Passive
		Antique Brass	2579602	2579674
		Brushed Chrome	2579912	2579910
		Chrome	2579587	2579603
		H.P. Brass	2579609	2579589
		Oil Rubbed Bronze	2579911	2579909
Satin Nickel	2579446	2579447		

A-Series Hinged Doors (2008 to Present)

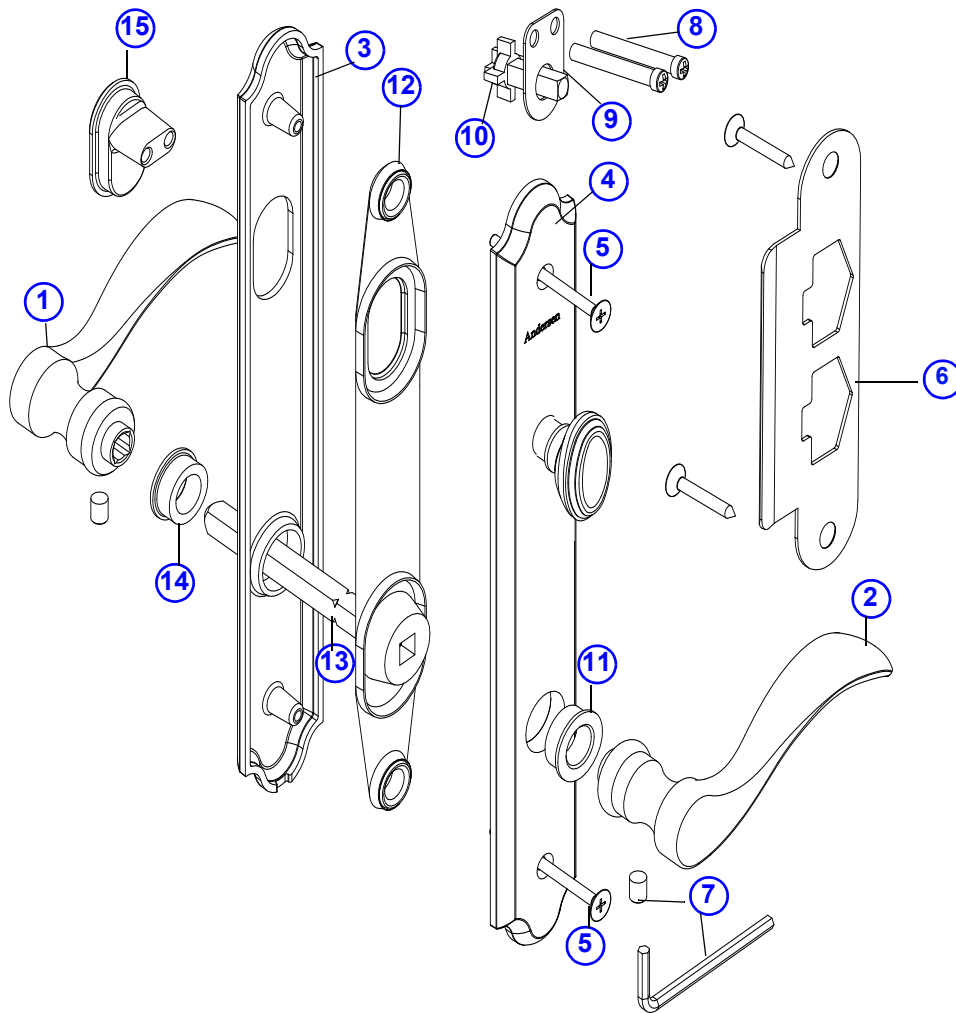
Single, 2-Panel, 3-Panel, and Stationary

Hardware

Andersen® Hardware - Covington™

Note:

See [Accessory Guide 0005156](#) for Active Hardware.



1. [Exterior Handle \(LH Shown\)](#)
2. [Interior Handle \(RH Shown\)](#)
3. [Active Exterior Escutcheon Plate](#)
4. [Active Interior Escutcheon Plate](#)
5. [Escutcheon Plate Bolts](#)

6. [Strike Plate](#)
7. [Handle Set Screw \(Package\)](#)
8. [Key Cylinder Mounting Bolts](#)
9. [Lock Limiting Plate](#)
10. [Lock Actuator](#)

11. [Interior Nylon Bushing](#)
12. [Trim Set Gasket](#)
13. [Spindle](#)
14. [Exterior Nylon Bushing](#)
15. [Dummy Cylinder](#)

Covington™ Hardware for Hinged Doors - Single Trim Set

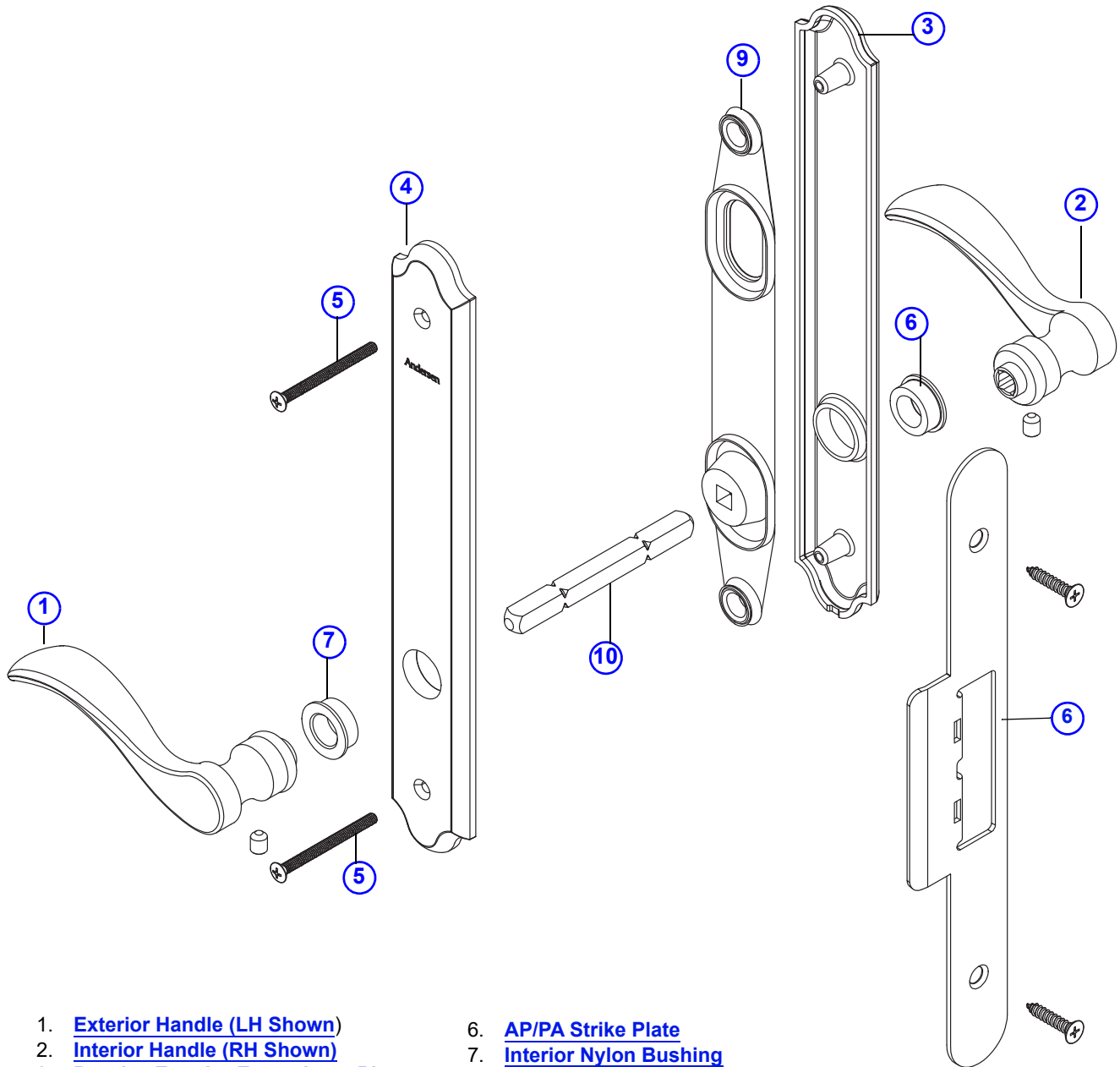
Hardware

Covington™ Hardware - Passive Hardware Illustration

Note:

See [Accessory Guide 0004286](#).

Note: Additional parts with Double Hardware Set



- 1. [Exterior Handle \(LH Shown\)](#)
- 2. [Interior Handle \(RH Shown\)](#)
- 3. [Passive Exterior Escutcheon Plate](#)
- 4. [Passive Interior Escutcheon Plate](#)
- 5. [Escutcheon Plate Bolts](#)

- 6. [AP/PA Strike Plate](#)
- 7. [Interior Nylon Bushing](#)
- 8. [Exterior Nylon Bushing](#)
- 9. [Trim Set Gasket](#)
- 10. [Spindle](#)

Covington™ Hardware for Hinged Doors - Double Trim Set

A-Series Hinged Doors (2008 to Present)

Single, 2-Panel, 3-Panel, and Stationary

Hardware

Complete Trim Set - Covington™ / Interior and Exterior See Illustration page 77 and page 78			
	Finish	Single	Double AP/PA
	Antique Brass	2578937	2578938
	Bright Brass	2578935	2578936
	Oil Rubbed Bronze	2578941	2578942

Trim Set - Covington™ / Interior See Illustration page 60				
	Finish	Single		Double AP/PA
		Left	Right	Order No.
	Antique Brass	N/A	N/A	N/A
	Bright Brass	NA	NA	N/A
	Oil Rubbed Bronze	NA	NA	N/A

Trim Set - Covington™ / Exterior See Illustration page 61				
	Finish	Single		Double AP/PA
		Left	Right	Order No.
	Antique Brass	N/A	N/A	N/A
	Bright Brass	NA	N/A	N/A
	Oil Rubbed Bronze	N/A	N/A	N/A

Handle with Screws - Covington™ Ref. No. 1 and 2 page 77 and page 78			
	Finish	Left	Right
	Antique Brass	2573733	N/A
	Bright Brass	2573735	2573736
	Oil Rubbed Bronze	N/A	N/A

Escutcheon Plate - Covington™ / Exterior Ref. No. 3 page 77 and page 78			
	Finish	Active	Passive
	Antique Brass	2573769	2573770
	Bright Brass	2573773	N/A
	Oil Rubbed Bronze	2573777	2573778

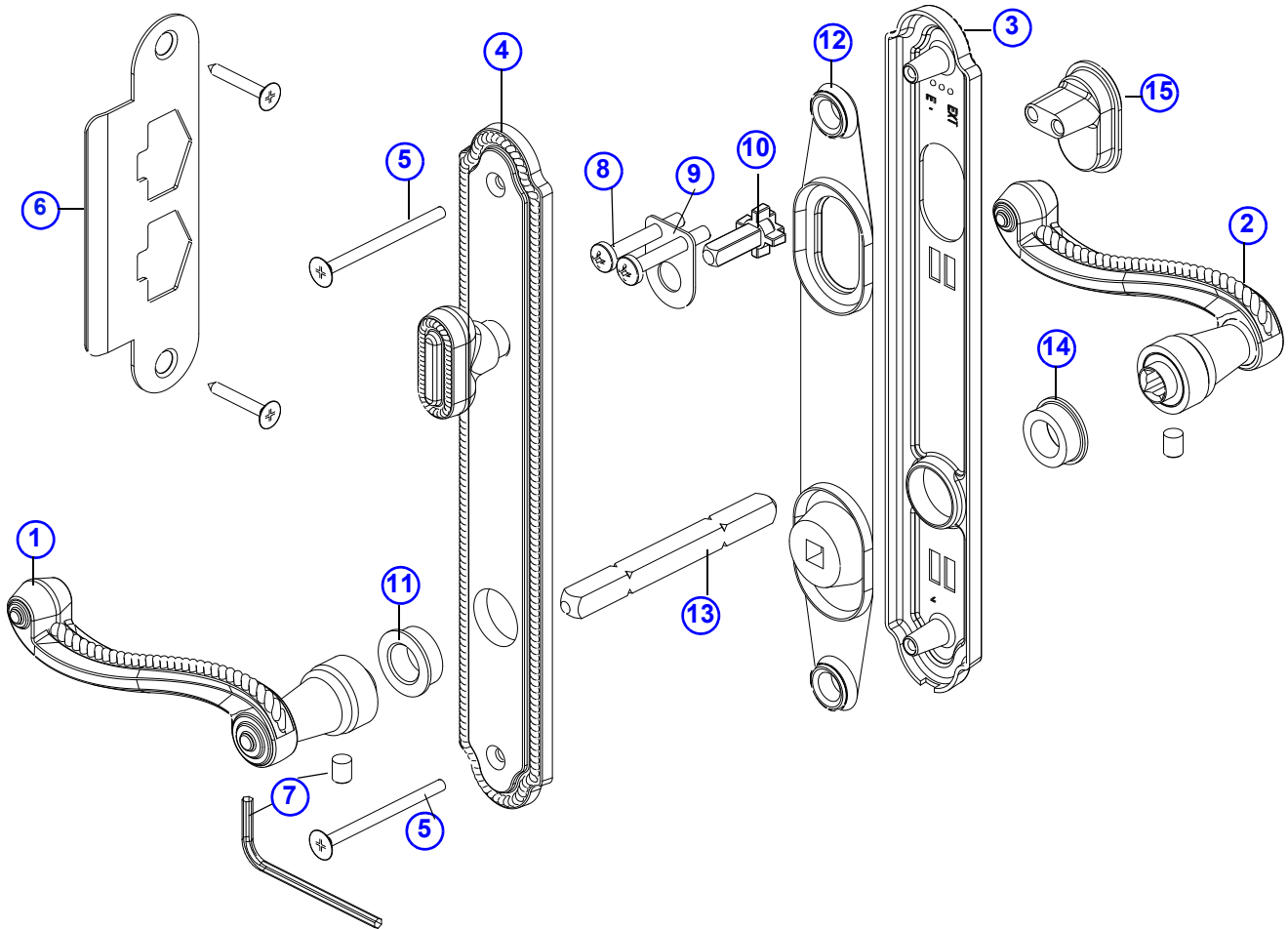
Escutcheon Plate - Covington™ / Interior Ref. No. 3 page 77 and page 78			
	Finish	Active	Passive
	Antique Brass	2573767	2573768
	Bright Brass	2573771	2573772
	Oil Rubbed Bronze	2573775	2573776

Hardware

Andersen® Hardware - Whitmore®

Note:

See [Accessory Guide 0005156](#) for Active Hardware.



- | | | |
|---|--|--|
| 1. Interior Handle (LH Shown) | 6. Strike Plate | 11. Interior Nylon Bushing |
| 2. Exterior Handle (RH Shown) | 7. Handle Set Screw (Package) | 12. Trim Set Gasket |
| 3. Active Exterior Escutcheon Plate | 8. Key Cylinder Mounting Bolts | 13. Spindle |
| 4. Active Interior Escutcheon Plate | 9. Lock Limiting Plate | 14. Exterior Nylon Bushing |
| 5. Escutcheon Plate Bolts | 10. Lock Actuator | 15. Dummy Cylinder |

Whitmore® Hinged Patio Door Hardware - Single Trim Set

A-Series Hinged Doors (2008 to Present)

Single, 2-Panel, 3-Panel, and Stationary

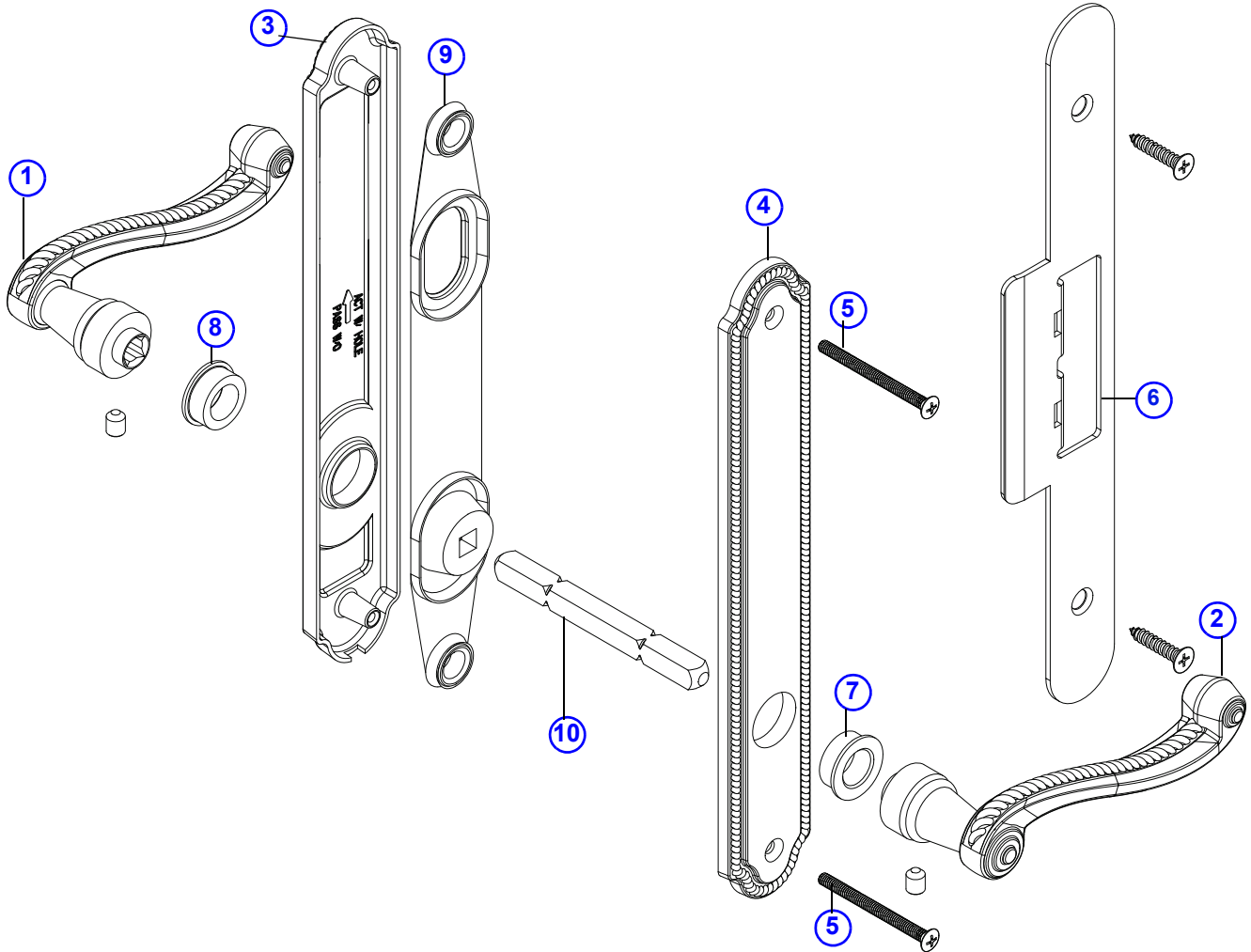
Hardware

Whitmore® Hardware - Passive Hardware Illustration

Note:

See [Accessory Guide 0004286](#).

Note: Additional parts with Double Hardware Set



- | | |
|--|---|
| 1. Exterior Handle (LH Shown) | 6. AP/PA Strike Plate |
| 2. Interior Handle (RH Shown) | 7. Interior Nylon Bushing |
| 3. Passive Exterior Escutcheon Plate | 8. Exterior Nylon Bushing |
| 4. Passive Interior Escutcheon Plate | 9. Trim Set Gasket |
| 5. Escutcheon Plate Bolts | 10. Spindle |


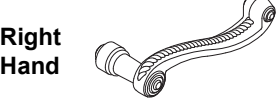
Whitmore® Hinged Patio Door Hardware - Double Trim Set

Hardware

Complete Trim Set - Whitmore® / Interior and Exterior See Illustration page 80 and page 81			
	Finish	Single	Double AP/PA
	Antique Brass	2578923	2578924
	Bright Brass	2578919	2578920
	Oil Rubbed Bronze	2578925	2578926
	Satin Nickel	2578921	2578922

Trim Set - Whitmore® / Interior See Illustration page 60				
	Finish	Single		Double AP/PA
		Left	Right	Order No.
	Antique Brass	N/A	N/A	N/A
	Bright Brass	N/A	NA	N/A
	Oil Rubbed Bronze	N/A	N/A	N/A
	Satin Nickel	N/A	N/A	NA

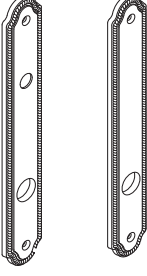
Trim Set - Whitmore® / Exterior See Illustration page 61				
	Finish	Single		Double AP/PA
		Left	Right	Order No.
	Antique Brass	N/A	N/A	N/A
	Bright Brass	N/A	N/A	N/A
	Oil Rubbed Bronze	N/A	N/A	N/A
	Satin Nickel	N/A	N/A	NA

Handle with Screws - Whitmore® Ref. No. 1 and 2 page 80 and page 81				
 Left Hand  Right Hand	Finish	Left	Right	
	Antique Brass	2573725	2573726	
	Bright Brass	2573727	2573728	
	Oil Rubbed Bronze	2573729	2573730	
	Satin Nickel	2573731	2573732	

A-Series Hinged Doors (2008 to Present)

Single, 2-Panel, 3-Panel, and Stationary

Hardware

Escutcheon Plate - Whitmore® / Exterior Ref. No. 3 page 80 and page 81				
		Finish	Active	Passive
		Antique Brass	2573753	2573754
		Bright Brass	2573757	N/A
		Oil Rubbed Bronze	2573761	2573762
		Satin Nickel	2573765	N/A

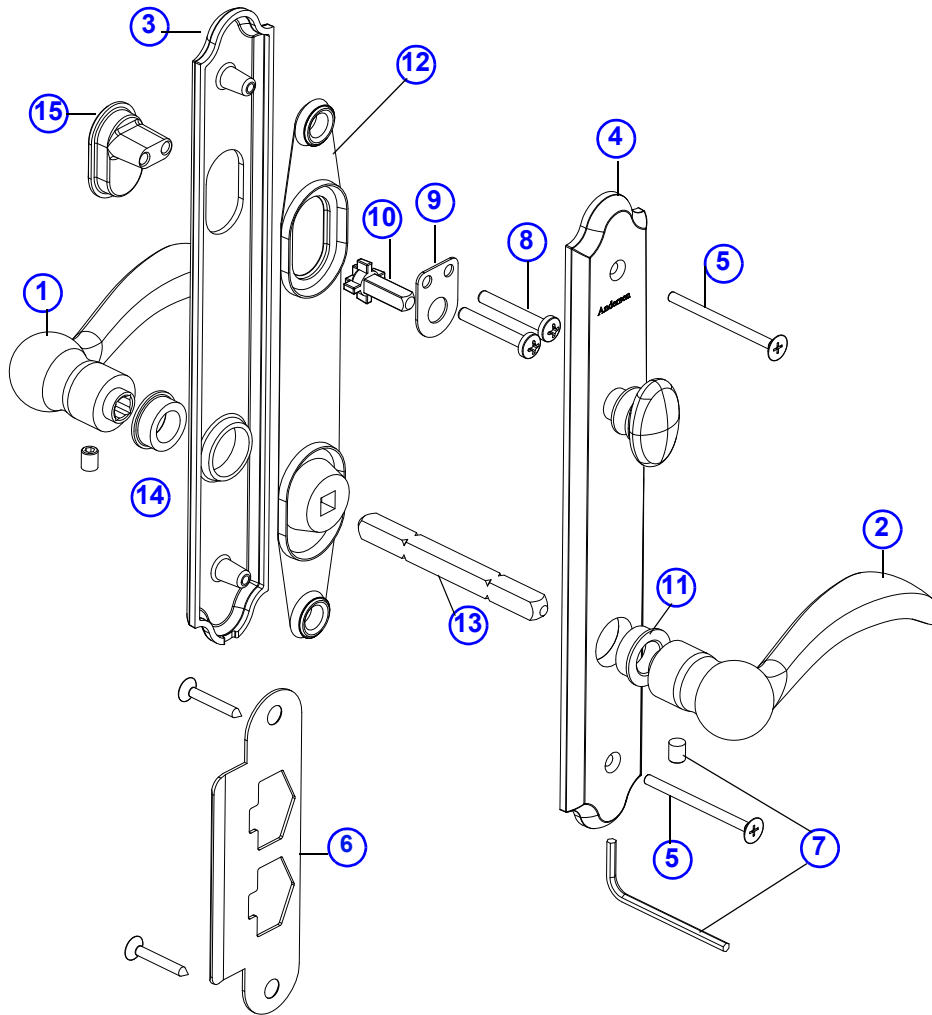
Escutcheon Plate - Whitmore® / Interior Ref. No. 3 page 80 and page 81				
		Finish	Active	Passive
		Antique Brass	2573751	2573752
		Bright Brass	2573755	2573756
		Oil Rubbed Bronze	2573759	2573760
		Satin Nickel	2573763	2573764

Hardware

Andersen® Hardware - Encino®

Note:

See [Accessory Guide 0005156](#) for Active Hardware.



- | | | |
|---|--|--|
| 1. Exterior Handle (LH Shown) | 6. Strike Plate | 11. Interior Nylon Bushing |
| 2. Interior Handle (RH Shown) | 7. Handle Set Screw (Package) | 12. Trim Set Gasket |
| 3. Active Exterior Escutcheon Plate | 8. Key Cylinder Mounting Bolts | 13. Spindle |
| 4. Active Interior Escutcheon Plate | 9. Lock Limiting Plate | 14. Exterior Nylon Bushing |
| 5. Escutcheon Plate Bolts | 10. Lock Actuator | 15. Dummy Cylinder |

Encino® Hinged Patio Door Hardware - Single Trim Set

A-Series Hinged Doors (2008 to Present)

Single, 2-Panel, 3-Panel, and Stationary

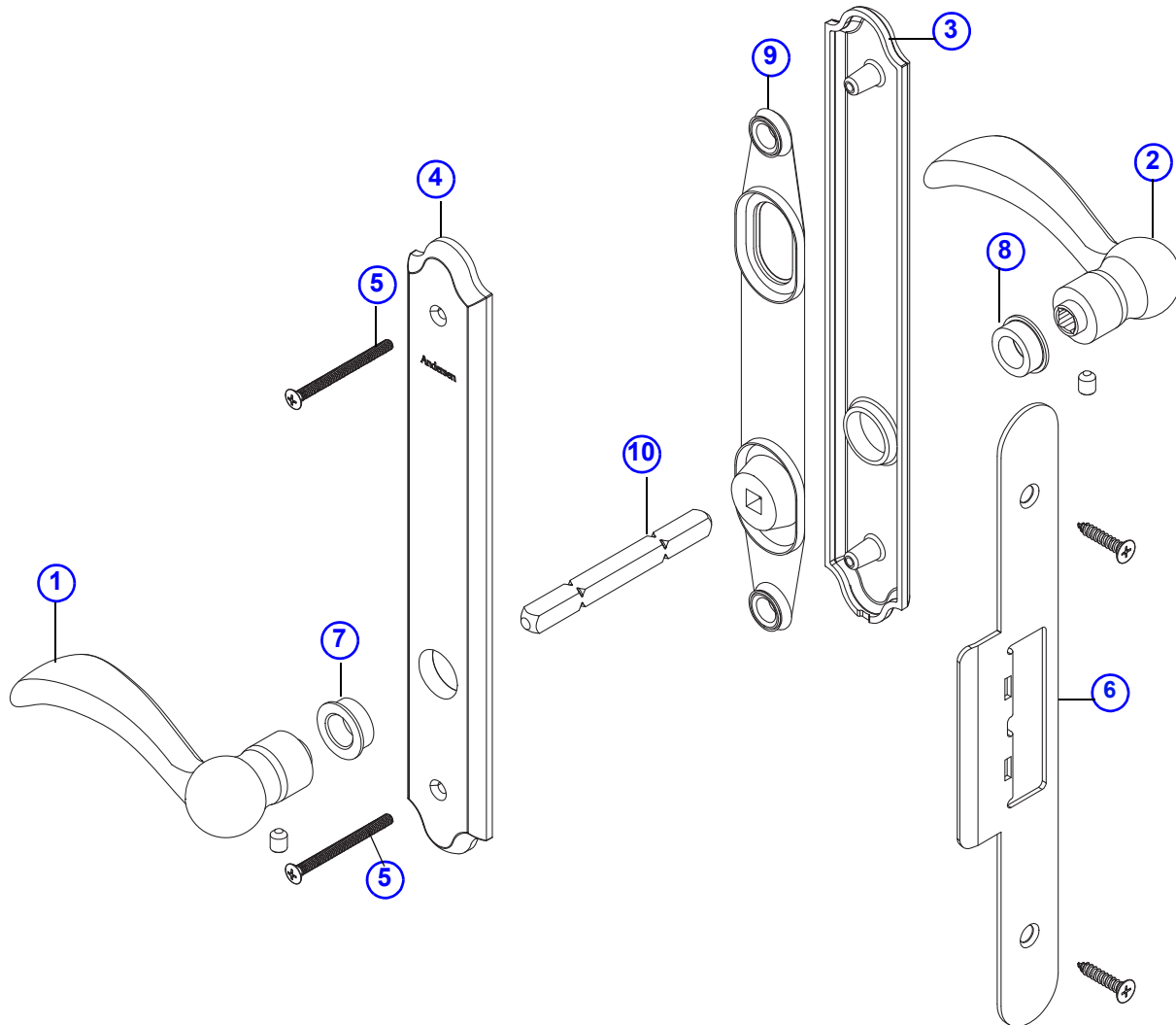
Hardware

Encino® Hardware - Passive Hardware Illustration

Note:

See [Accessory Guide 0004286](#).

Note: Additional parts with Double Hardware Set



1. [Exterior Handle \(LH Shown\)](#)
2. [Interior Handle \(RH Shown\)](#)
3. [Passive Exterior Escutcheon Plate](#)
4. [Passive Interior Escutcheon Plate](#)
5. [Escutcheon Plate Bolts](#)
6. [AP/PA Strike Plate](#)
7. [Interior Nylon Bushing](#)
8. [Exterior Nylon Bushing](#)
9. [Trim Set Gasket](#)
10. [Spindle](#)

Encino® Hinged Patio Door Hardware - Double Trim Set

Hardware

Complete Trim Set - Encino® / Interior and Exterior See Illustration page 84 and page 85				
	Finish	Single		Double AP/PA
	Distressed Bronze	2578927		2578928
	Distressed Nickel	2578929		2578930
Trim Set - Encino® / Interior See Illustration page 60				
	Finish	Single		Double AP/PA
		Left	Right	Order No.
	Distressed Bronze	2572696	2572789	2572697
Distressed Nickel	2572701	2572791	2572702	
Trim Set - Encino® / Exterior See Illustration page 61				
	Finish	Single		Double AP/PA
		Left	Right	Order No.
	Distressed Bronze	2572652	2572767	2572653
Distressed Nickel	2572656	2572769	2572657	
Handle with Screws - Encino® Ref. No. 1 and 2 page 84 and page 85				
	Finish	Left	Right	
	Distressed Bronze	2573789	2573790	
	Distressed Nickel	2573791	2573792	
Escutcheon Plate - Encino® / Exterior No. 3 and 4 page 84 and page 85				
	Finish	Active	Passive	
	Distressed Bronze	2573804	2573805	
	Distressed Nickel	2573808	2573809	
Escutcheon Plate - Encino® / Interior No. 3 and 4 page 84 and page 85				
	Finish	Active	Passive	
	Distressed Bronze	2573802	2573803	
	Distressed Nickel	2573806	2573807	

A-Series Hinged Doors (2008 to Present)

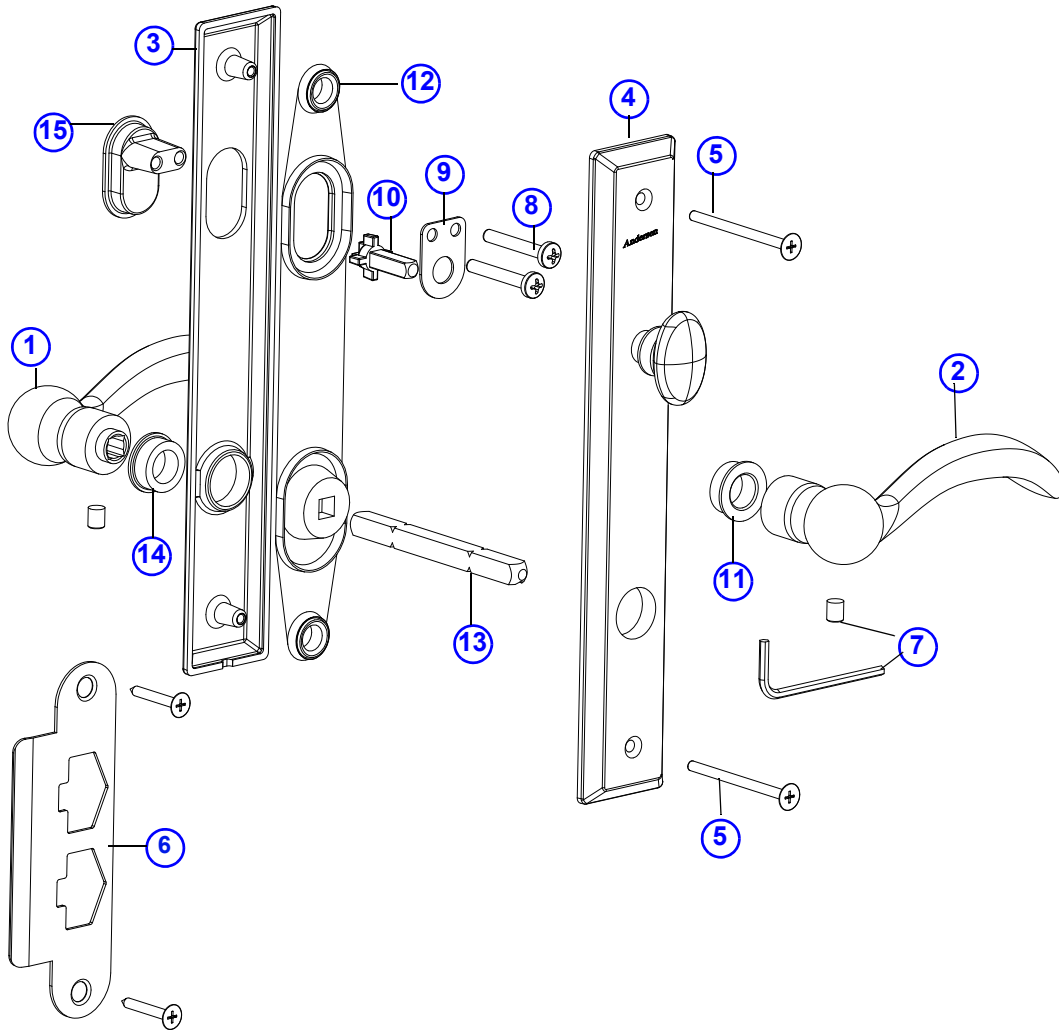
Single, 2-Panel, 3-Panel, and Stationary

Hardware

Andersen® Hardware - Yuma®

Note:

See [Accessory Guide 0005156](#) for Active Hardware.



- | | | |
|---|--|--|
| 1. Exterior Handle (LH Shown) | 6. Strike Plate | 11. Interior Nylon Bushing |
| 2. Interior Handle (RH Shown) | 7. Handle Set Screw (Package) | 12. Trim Set Gasket |
| 3. Active Exterior Escutcheon Plate | 8. Key Cylinder Mounting Bolts | 13. Spindle |
| 4. Active Interior Escutcheon Plate | 9. Lock Limiting Plate | 14. Exterior Nylon Bushing |
| 5. Escutcheon Plate Bolts | 10. Lock Actuator | 15. Dummy Cylinder |

Yuma® Hinged Patio Door Hardware - Single Trim Set

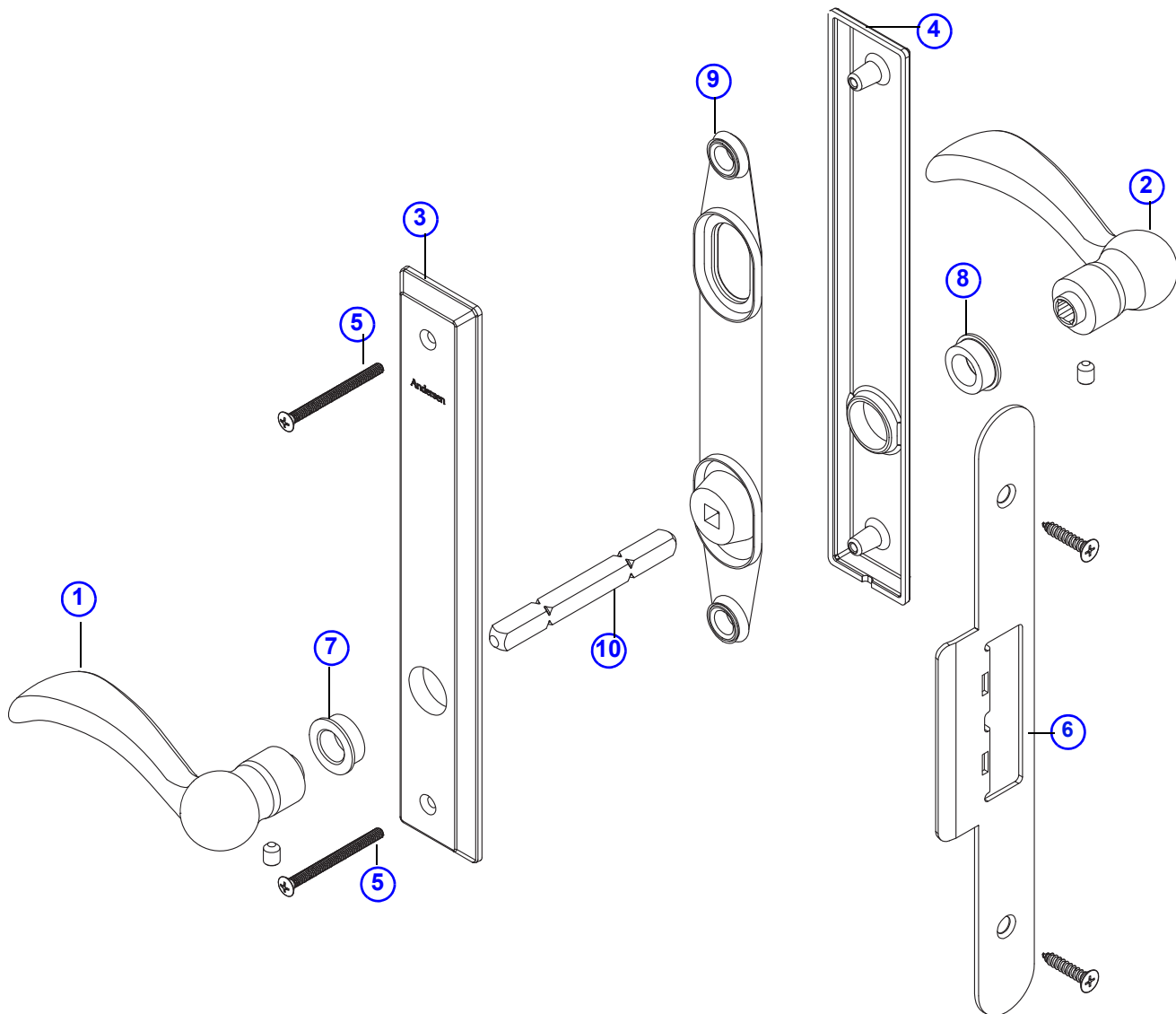
Hardware

Yuma® Hardware - Passive Hardware Illustration

Note:

See [Accessory Guide 0004286](#).

Note: Additional parts with Double Hardware Set



- | | |
|--|---|
| 1. Exterior Handle (LH Shown) | 6. AP/PA Strike Plate |
| 2. Interior Handle (RH Shown) | 7. Interior Nylon Bushing |
| 3. Passive Exterior Escutcheon Plate | 8. Exterior Nylon Bushing |
| 4. Passive Interior Escutcheon Plate | 9. Trim Set Gasket |
| 5. Escutcheon Plate Bolts | 10. Spindle |

Yuma® Hinged Patio Door Hardware - Double Trim Set

A-Series Hinged Doors (2008 to Present)

Single, 2-Panel, 3-Panel, and Stationary

Hardware

Complete Trim Set - Yuma® / Interior and Exterior See Illustration page 87 and page 88				
	Finish	Single		Double AP/PA
	Distressed Bronze	2578931		2578932
	Distressed Nickel	2578933		2578934
Trim Set - Yuma® / Interior See Illustration page 60				
	Finish	Single		Double AP/PA
		Left	Right	Order No.
	Distressed Bronze	2572698	2572790	2572699
Distressed Nickel	2572703	2572792	2572705	
Trim Set - Yuma® / Exterior See Illustration page 61				
	Finish	Single		Double AP/PA
		Left	Right	Order No.
	Distressed Bronze	2572654	2572768	2572655
Distressed Nickel	2572658	2572770	2572659	
Handle with Screws - Yuma® Ref. No. 1 and 2 page 87 and page 88				
	Finish	Left	Right	
	Distressed Bronze	2573789	2573790	
	Distressed Nickel	2573791	2573792	
Escutcheon Plate - Yuma® / Exterior Ref. No. 3 and 4 page 87 and page 88				
	Finish	Active	Passive	
	Distressed Bronze	2573812	2573813	
	Distressed Nickel	2573816	2573817	
Escutcheon Plate - Yuma® / Interior Ref. No. 3 and 4 page 87 and page 88				
	Finish	Active	Passive	
	Distressed Bronze	2573810	2573811	
	Distressed Nickel	2573814	2573815	

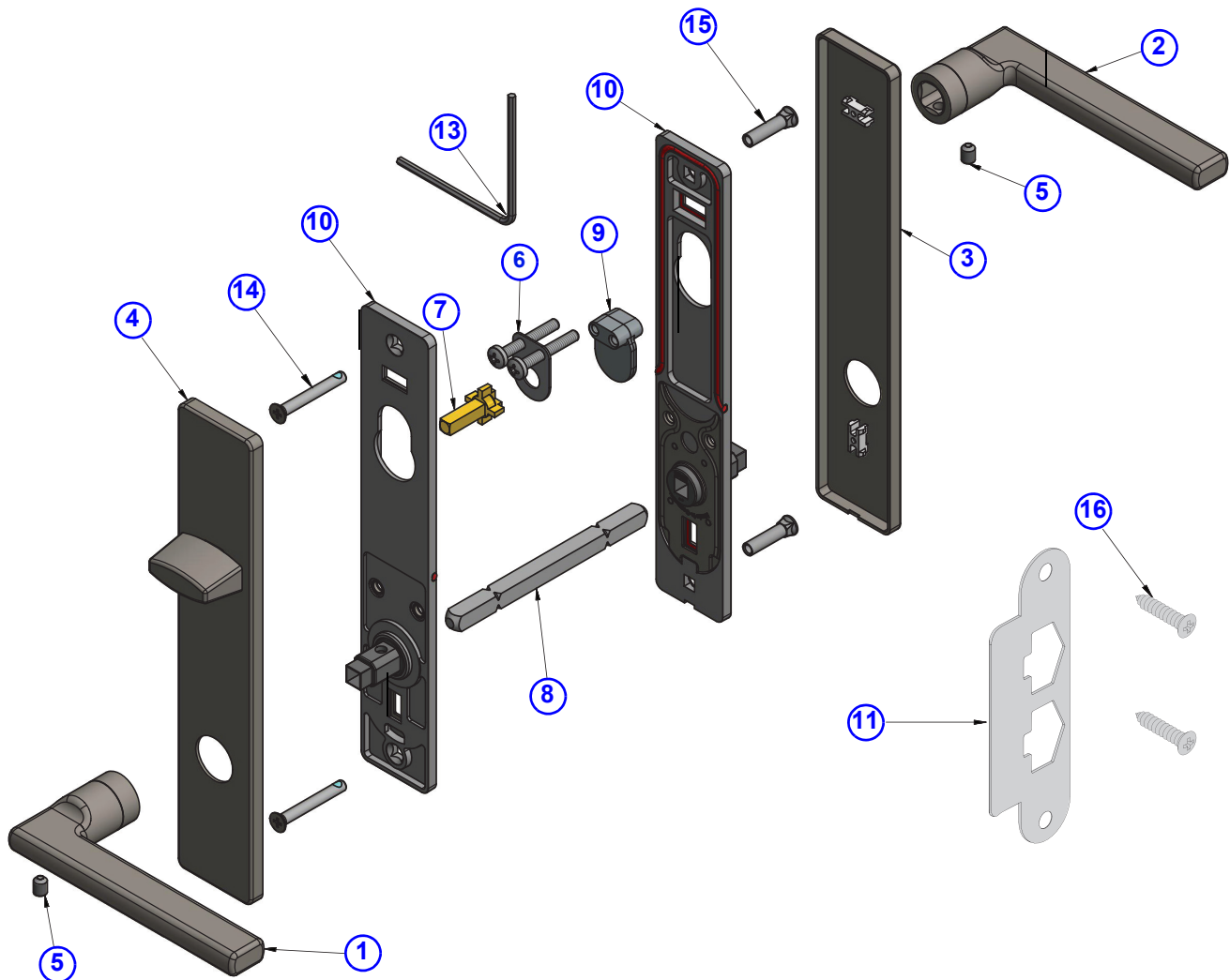
Hardware

Designer Hardware - FSB®

FSB® Hardware - Active

Note:

See [Accessory Guide 9173980](#). FSB® 1035 Style shown. Escutcheon plate routed for keyed lock but does not include keyed lock. [Keyed lock](#) sold separately.



- | | | |
|---|---|--|
| 1. Interior Handle | 6. Lock Limiting Plate | 13. Hex Key (3MM) |
| 2. Exterior Handle | 7. Lock Actuator | 14. Escutcheon Base Plate Screw |
| 3. Active Exterior Escutcheon Plate | 8. Spindle | 15. Escutcheon Base Plate Sleeve Nut |
| 4. Active Interior Escutcheon Plate | 9. Screw Retainer | 16. Strike Plate Screw |
| 5. Handle Set Screw | 10. Escutcheon Base Plate | |
| | 11. Strike Plate (Single) | |

FSB® Hinged Patio Door Hardware - Active Single Trim Set

A-Series Hinged Doors (2008 to Present)

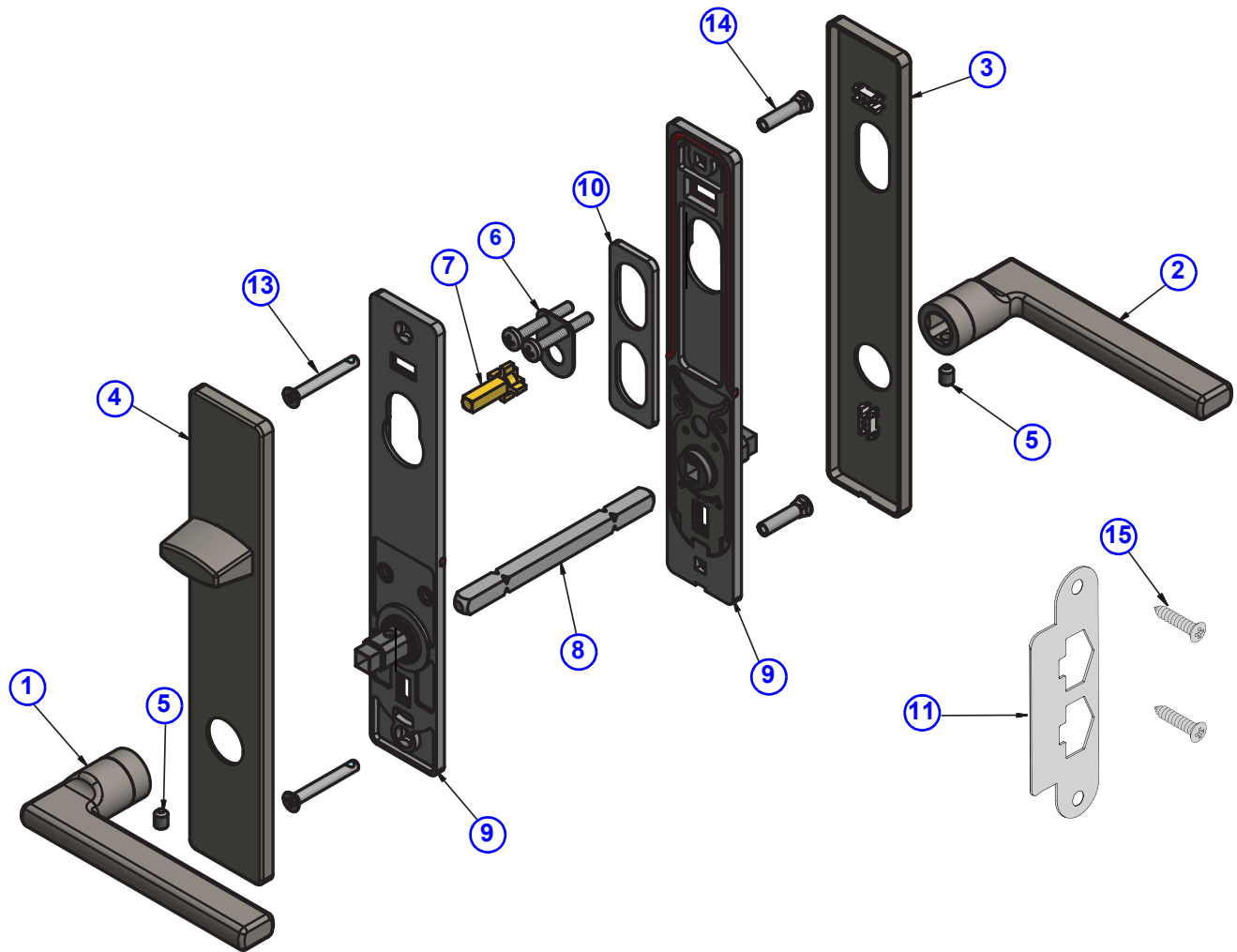
Single, 2-Panel, 3-Panel, and Stationary

Hardware

FSB® Hardware - Active / Keyed Lock

Note:

See [Accessory Guide 9173980](#). FSB® 1035 Style shown. Escutcheon plate routed for keyed lock but does not include keyed lock. [Keyed lock](#) sold separately.



- | | | |
|---|---|--|
| 1. Interior Handle | 7. Lock Actuator | 13. Escutcheon Base Plate Screw |
| 2. Exterior Handle | 8. Spindle | 14. Escutcheon Base Plate Sleeve Nut |
| 3. Active Exterior Escutcheon Plate | 9. Escutcheon Base Plate | 15. Strike Plate Screw |
| 4. Active Interior Escutcheon Plate | 10. Gasket | |
| 5. Handle Set Screw | 11. Strike Plate (Single) | |
| 6. Lock Limiting Plate | | |

FSB® Hinged Patio Door Hardware - Single Trim Set

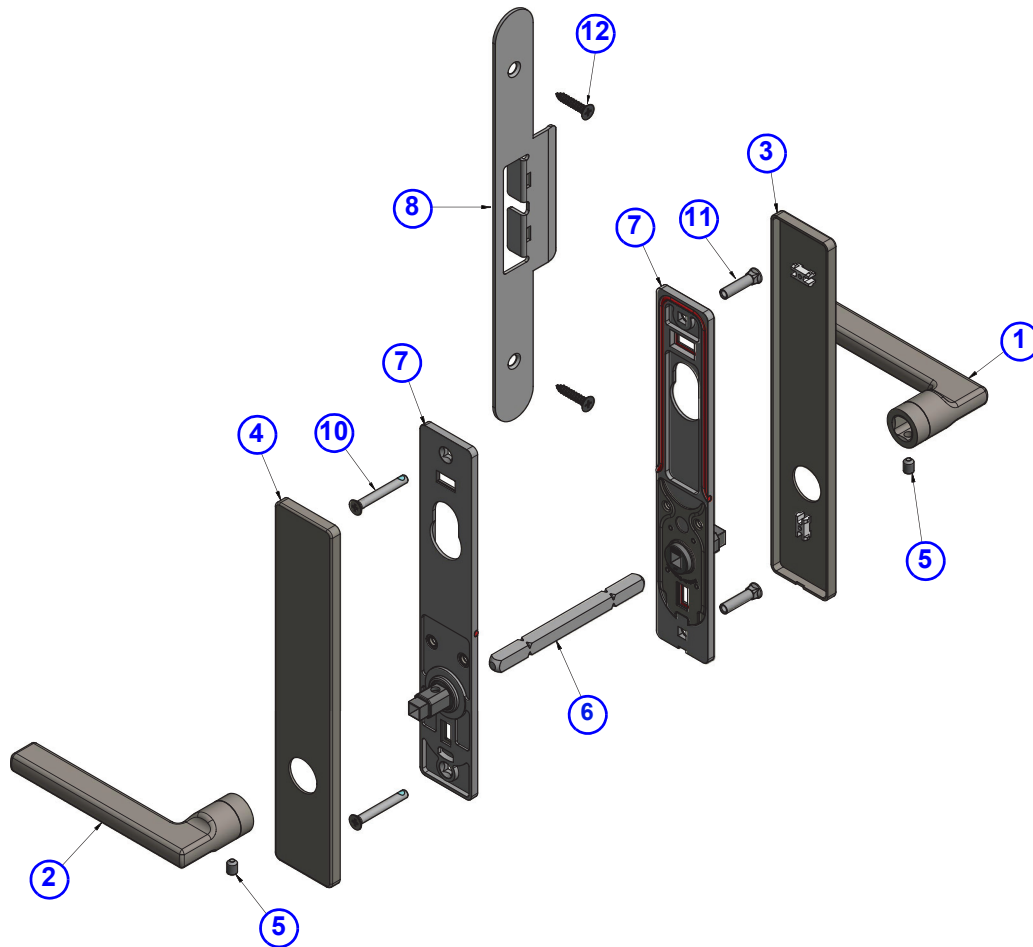
Hardware

FSB® Hardware - Passive

Note:

See [Accessory Guide 9173980](#). FSB® 1035 Style shown.

Note: Additional parts with Double Hardware Set



- | | |
|--|--|
| 1. Exterior Handle | 7. Escutcheon Base Plate |
| 2. Interior Handle | 8. Strike Plate (AP/PA) |
| 3. Passive Exterior Escutcheon Plate | 10. Escutcheon Base Plate Screw |
| 4. Passive Interior Escutcheon Plate | 11. Escutcheon Base Plate Sleeve Nut |
| 5. Set Screw | 12. Strike Plate Screw |
| 6. Spindle | |

FSB® Hinged Patio Door Hardware - Double Trim Set


A-Series Hinged Doors (2008 to Present)

Single, 2-Panel, 3-Panel, and Stationary

Hardware

Complete Trim Set Ref. contents shown in illustrations on [page 90](#) and [page 91](#) and [page 92](#)

Note:
[Keyed lock](#) sold separately.



1035

1075

1076

1102

Type	Non-Keyed				Keyed			
	Black Anodized		Satin Stainless Steel		Black Anodized		Satin Stainless Steel	
	Single	Double AP/PA	Single	Double AP/PA	Single	Double AP/PA	Single	Double AP/PA
1035	9184744	9184750	9172936	9172944	9184747	9184753	9172940	9172948
1075	9184745	9184751	9172937	9172945	9184748	9184754	9172941	9172949
1076	9184746	9184752	9172938	9172946	9184749	9184755	9172942	9172950
1102			9172939	9172947			9172943	9172951

Handle with Screws - FSB® Ref. No. 1 and 2 [page 90](#) and [page 91](#) and [page 92](#)

Type	Black Anodized		Satin Stainless Steel	
	Left	Right	Left	Right
1035	9184760	9184759	9173722	9173721
1075	9184762	9184761	9173724	9173723
1076	9184764	9184763	9173726	9173725
1102			9173728	9173727

Escutcheon Plate - FSB® / Exterior Ref. No. 3 and 4 [page 90](#) and [page 91](#) and [page 92](#)

Note:
All styles (1035, 1075, 1076 and 1102) use the same interior/exterior escutcheon plate.

Finish	Active (Non-Keyed)	Active (Keyed Lock)	Passive
SS Steel	9173719	9173720	9173719
Black Anodized	9184757	9184758	9184757

Escutcheon Plate - FSB® / Interior Ref. No. 3 and 4 [page 90](#) and [page 91](#) and [page 92](#)

Finish	Active	Passive
SS Steel	9173718	9173719
Black Anodized	9184756	9184757

Escutcheon Base Plate Assembly - FSB® Ref. No. 10 [page 90](#) and [page 91](#) and [page 92](#)

Finish	Order No.
Zinc	9173729

Hardware

Trim Set Hardware Package - FSB® [page 90](#) and [page 91](#) and [page 92](#)

	Ref. No.	Double Package Includes
	1	2 - Hex Key 3MM
	2	1 - Screw Retainer
	3	1 - Lock Actuator
	4	4 - Set Screw 3MM
	5	4 - Escutcheon Base Plate Screw
	6	4 - Escutcheon Base Plate Sleeve Nut
	7	2 - Spindle
	9	1 - Lock Limiting Plate
	10	2 - Strike Plate Screws (Satin Nickel or ORB) #10 - 13 x 1" PH FL undercut wood
	11	2 - Keyed Cylinder Mounting Bolt M5 x .8 - 35mm PH w/#10 fill HD mach zinc

Note: FSB® style hardware uses a unique screw pack. See PKD 1150.	Finish	Single	Double
	Stainless Steel	9173735	9173736
	Black	9184911	9184912

Screw Pack - FSB® Ref. [page 90](#) and [page 91](#) and [page 92](#)

	Package Includes: (2) - Escutcheon Base Plate Screw (2) - Escutcheon Base Plate Sleeve Nut (2) - Handle Set Screw, 3MM (1) - Hex Key, 3MM Note: FSB® style uses unique set screw.	Order No.
		9173731

Escutcheon Base Plate - FSB® Ref [page 90](#) and [page 91](#) and [page 92](#)

	Note: Use for FSB® style trim sets.	Order No.
		9173729

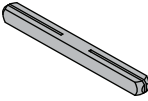
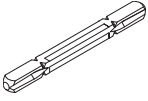
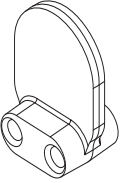
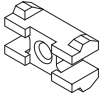
Gasket - Keyed Lock - FSB® Ref 10 [page 91](#)

	Note: Used with keyed lock exterior escutcheon plate.	Order No.
		9173734

A-Series Hinged Doors (2008 to Present)

Single, 2-Panel, 3-Panel, and Stationary

Hardware

Spindle - FSB® Ref. page 90 and page 91 and page 92					
		Note: FSB® style hardware uses unique spindle.	Length	Standard	Retrofit
Standard	Retrofit		4 ⁵ / ₈	9173732	9173737
Screw Retainer - FSB®/ Construction Trim Sets Ref. No. 9 page 90					
				Order No.	
				9173733	
Escutcheon Plate Clip - FSB®					
	Note: Secures to back side of FSB escutcheon plate.			Order No.	
				9173730	

Hardware

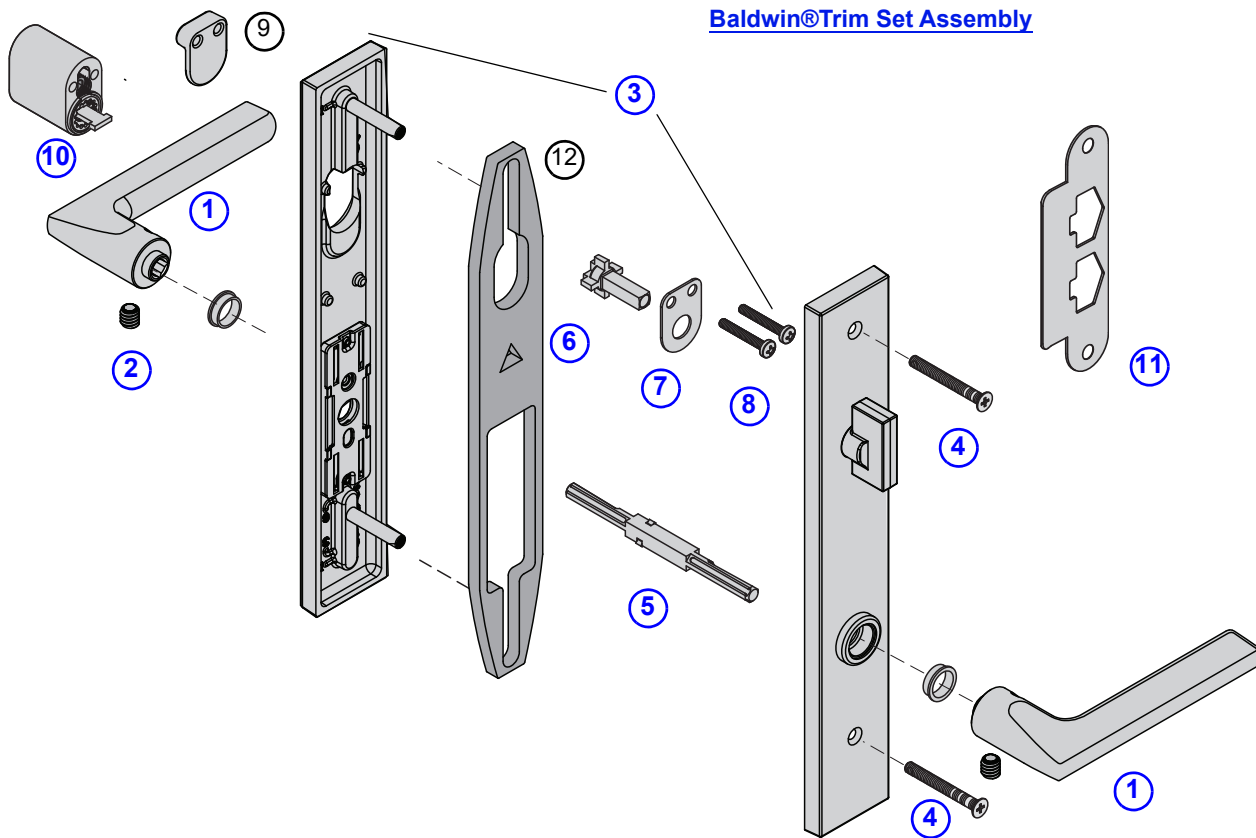
Designer Hardware - Baldwin®

Baldwin® Designer Hardware - Active

Note:

See [Accessory Guide 9208753](#). 5162 handle style shown.

Escutcheon plate routed for keyed lock but does not include keyed lock. [Keyed lock](#) sold separately.



1. [Handle](#)
2. [Handle Set Screw](#)
3. [Active Escutcheon Plate](#)
4. [Escutcheon Plate Screw](#)
5. [Spindle](#)
6. [Lock Actuator](#)
7. [Lock Limiting Plate](#)
8. [Key Cylinder Mounting Bolts](#)
9. Screw Retainer used with Non-Keyed Sets
10. [Used with Keyed Lock Sets](#)
11. [Strike Plate \(Inswing Only\)](#)
12. Escutcheon Gasket (Same on Active and Passive)

Baldwin® Hinged Patio Door Hardware - Single Active Trim Set

A-Series Hinged Doors (2008 to Present)

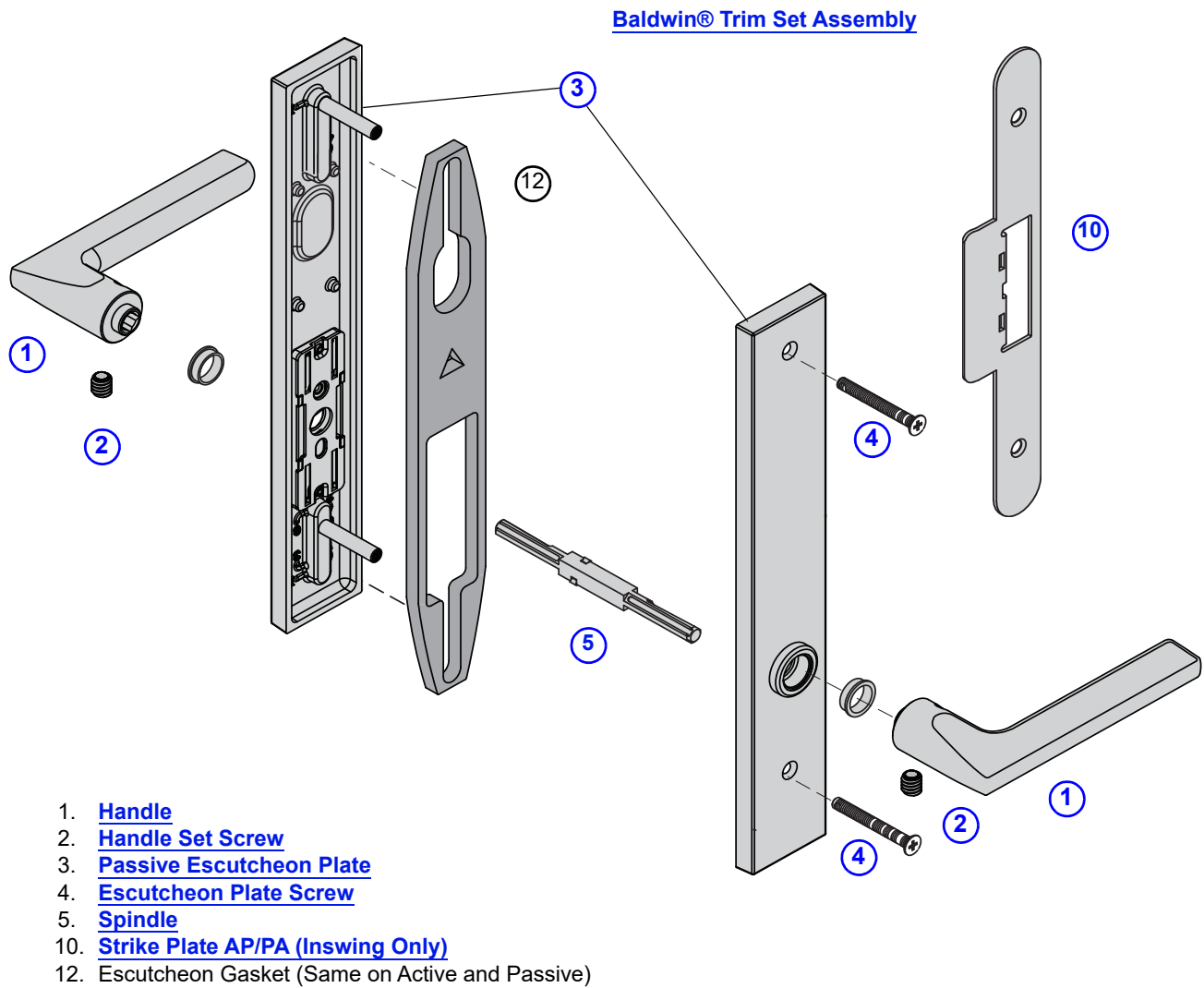
Single, 2-Panel, 3-Panel, and Stationary

Hardware

Baldwin® Designer Hardware - Passive

Note:

Additional parts with Double Hardware Set. See [Accessory Guide 9208753](#). 5162 handle style shown.




Baldwin® Hinged Patio Door Hardware - Double Passive Trim Set


Complete Trim Sets - Baldwin® / Interior and Exterior


Note:


Active and Passive Trim Sets are configured to order.


Hardware

Handle with Screws - Baldwin® L021 Ref. No. 1 on page 96				
		Finish	Left	Right
		Non-Lacquered Brass	9208359	9208395
		Oil Rubbed Bronze	9208361	9208391
		Satin Black	9208357	9208387
		Satin Brass	9208358	9208388
		Satin Nickel	9208358	9208388

Handle with Screws - Baldwin® L023 Ref. No. 1 page 96				
		Finish	Left	Right
		Non-Lacquered Brass	9208360	9208390
		Oil Rubbed Bronze	9208366	9208396
		Satin Black	9208362	9208392
		Satin Brass	9208364	9208394
		Satin Nickel	9208363	9208393

Handle with Screws - Baldwin® 5162 Ref. No. 1 page 96				
		Finish	Left	Right
		Non-Lacquered Brass	9208355	9208385
		Oil Rubbed Bronze	9208356	9208388
		Satin Black	9208352	9208382
		Satin Brass	9208354	9208384
		Satin Nickel	9208353	9208383

Handle with Screws - Baldwin® 5173 Ref. No. 1 page 96				
		Finish	Left	Right
		Non-Lacquered Brass	9208380	9208410
		Oil Rubbed Bronze	9208381	9208411
		Satin Black	9208377	9208407
		Satin Brass	9208379	9208409
		Satin Nickel	9208378	9208408

Handle with Screws - Baldwin® 455V Ref. No. 1 page 96				
		Finish	Left	Right
		Non-Lacquered Brass	9208375	9208405
		Oil Rubbed Bronze	9208376	9208406
		Satin Black	9208372	9208402
		Satin Brass	9208374	9208404
		Satin Nickel	9208373	9208403

A-Series Hinged Doors (2008 to Present)

Single, 2-Panel, 3-Panel, and Stationary

Hardware

Handle with Screws - Baldwin® 5485V Ref. No. 1 [page 96](#)

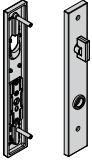
		Finish	Left	Right
		Non-Lacquered Brass	9208370	9208400
		Oil Rubbed Bronze	9208371	9208401
		Satin Black	9208367	9208397
		Satin Brass	9208369	9208399
		Satin Nickel	9208368	9208398

Set Screw package w/Wrench - Handle Ref. No. 2 [page 96](#)

Note: 1 - M5 X 8MM knurl cup point set screw	Order No. 9207269
--	-----------------------------


Plate, Escutcheon Active - Baldwin® Ref. No. 3 [page 96](#)

Note:
Baldwin escutcheon plates are sold as pairs both interior and exterior.

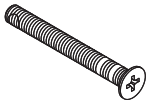
		Finish	Keyed Lock	Non-Keyed
		Non-Lacquered Brass	9208340	9208345
		Oil Rubbed Bronze	9208341	9208346
		Satin Black	9208337	9208342
		Satin Brass	9208339	9208344
		Satin Nickel	9208338	9208343

Plate, Escutcheon Passive - Baldwin® Ref. No. 3 [page 96](#)

Note:
Baldwin escutcheon plates are sold as pairs both interior and exterior.

		Finish	Part No.
		Non-Lacquered Brass	9208350
		Oil Rubbed Bronze	9208351
		Satin Black	9208347
		Satin Brass	9208349
		Satin Nickel	9208348

Screw Package - Escutcheon Screw Kits - Baldwin® Ref. No. 4 [page 96](#)

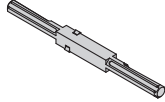
	Note: Screw pack contains:(4) Screws, #8-32 UNC	Finish	Order No.
		Non-Lacquered Brass	9207265
		Oil Rubbed Bronze	9207264
		Satin Black	9207264
		Satin Brass	9207262
		Satin Nickel	9207263

Hardware

Spindle, Baldwin Hardware Ref. No. 5 [page 96](#)

Note:

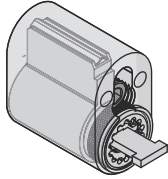
Baldwin only offers one length of spindle for both 1.75" and 2.25" doors.

		Length	Order No.
		4 1/2"	9207268

Keyed Lock - Baldwin® Ref. No. 10 [page 96](#)

Note:

Baldwin can only be keyed alike to Baldwin locks.

		Finish	Order No.
		Non-Lacquered Brass	9207266
		Oil Rubbed Bronze	9207266
		Satin Black	9207266
		Satin Brass	9207266
		Satin Nickel	9207267

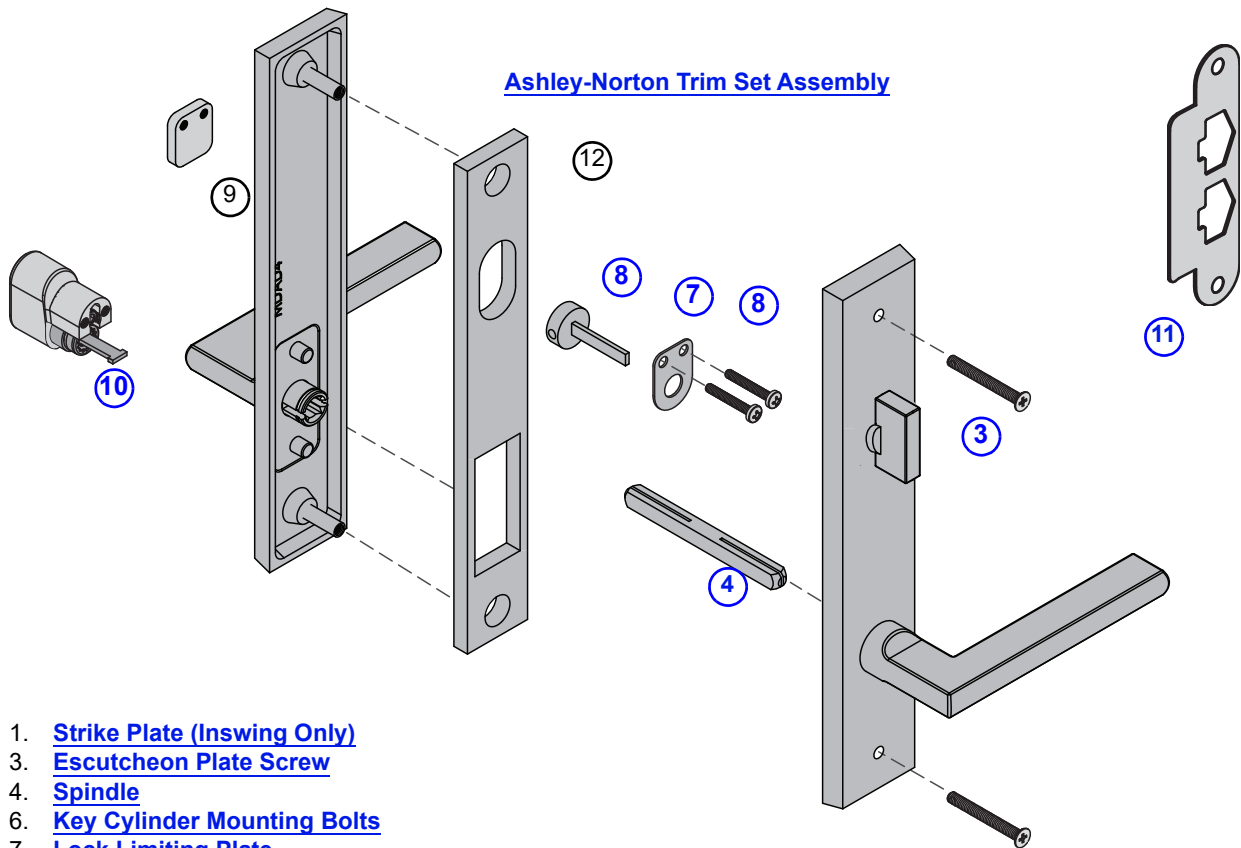
Designer Hardware - Ashley Norton

Ashley Norton Designer Hardware - Active

Note:

See [Accessory Guide 9208751](#).

Escutcheon plate routed for keyed lock but does not include keyed lock. [Keyed lock](#) sold separately.



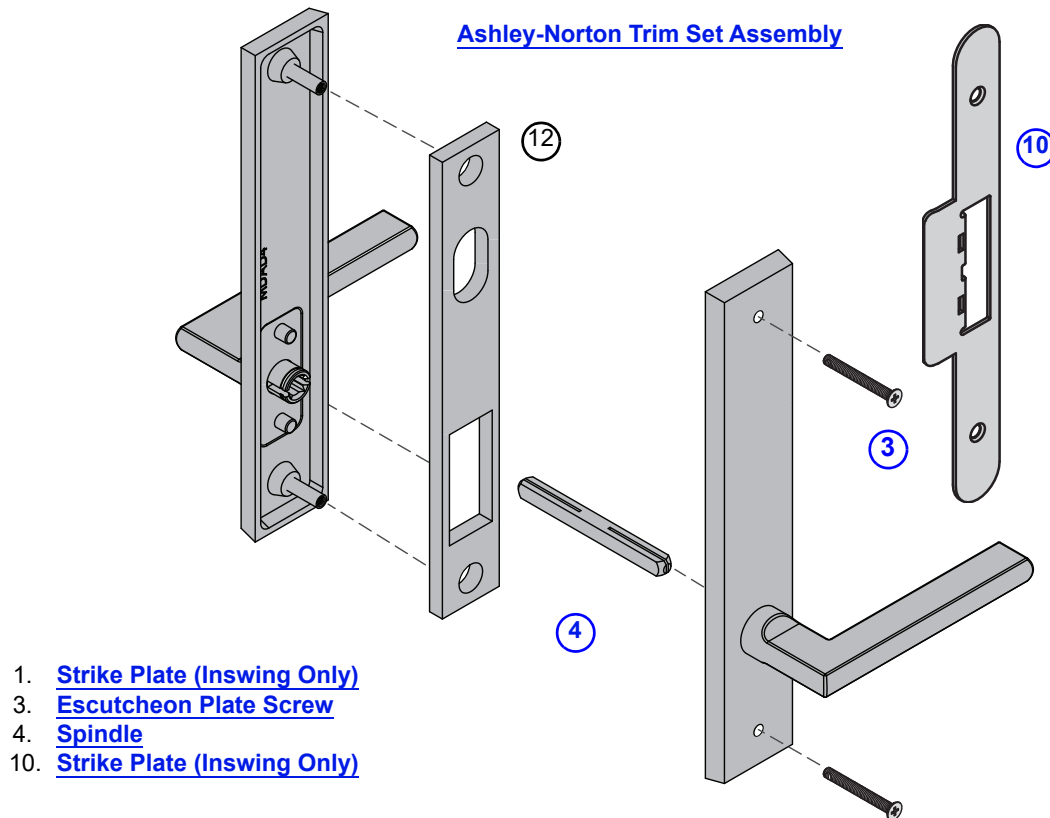
1. [Strike Plate \(Inswing Only\)](#)
3. [Escutcheon Plate Screw](#)
4. [Spindle](#)
6. [Key Cylinder Mounting Bolts](#)
7. [Lock Limiting Plate](#)
8. [Lock Actuator](#)
9. Screw Retainer - Used on Non-Keyed Lock Sets
10. [Keyed Lock - Used on Keyed Lock Sets](#)
11. [Strike Plate \(Inswing Only\)](#)
12. Escutcheon Gasket (Same on Active and Passive)

Hinged Patio Door Hardware - Single Active Trim Set

Hardware

Ashley Norton Hardware - Passive

Note: Additional parts with Double Hardware Set



Hinged Patio Door Hardware - Double Passive Trim Set

Complete Trim Set - Ashley Norton / Interior and Exterior

Note:
Active and Passive Trim Sets are configured to order.

Handle with Screws - Ashley Norton [page 101](#)

Note:
Handles and escutcheon plate are permanently attached to together. Parts are only available in the complete trim set.

Plate, Escutcheon Active and Passive - Ashley Norton [page 101](#)

Note:
Escutcheon plate and handles are permanently attached to together. Parts only available in the complete trim set.

A-Series Hinged Doors (2008 to Present)

Single, 2-Panel, 3-Panel, and Stationary

Hardware

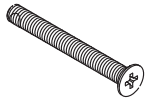
Screw Package - Escutcheon Screw Kits / Ashley-Norton Ref. No. 3 [page 101](#)

Note:

Ashley Norton screw pack contains:

(4) Screws, #8-32 UNC X 2.75"

(4) Screws, #8-32 UNC X 2.25"

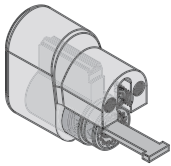


Finish	Order No.
Dark Bronze	9207255
Dark Oil Rubbed	9207255
Flat Black	9207255
Matte Black	9207255
Natural Bronze	9207252
Polished Chrome	9207253
Polished Nickel	9207254
Satin Nickel	9207251
White Bronze	9207251
White Medium	9207256

Keyed Lock - Ashley-Norton Ref. No. 3 [page 101](#)

Note:

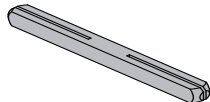
Ashley-Norton can only be keyed alike to Ashley-Norton locks.



Finish	Order No.
Dark Bronze	9207257
Dark Oil Rubbed	9207257
Flat Black	9207257
Matte Black	9207257
Natural Bronze	9207258
Polished Chrome	9207259
Polished Nickel	9207259
Satin Nickel	9207259
White Bronze	9207259
White Medium	9207259

Replacement Parts Kit / Ashley Norton (For "standard" 1 3/4" door)

Ref. No. 4, 6, 7 and 8 [page 101](#)



Note: Ashley style hardware uses unique spindle and available in the part kit.

Kit Includes:

- (1) Spindle 95 MM
- (1) Lock Actuator
- (1) Allen Wrench
- (4) Screws M4 x 8mm Knurl Cup Pt
- (2) Screws M4 X .8-30mm PH W/19 Fill Hd Mach Zinc
- (1) Limiting Plate Thick
- (1) Limiting Plate Thin

Order No.

9207260

Hardware

Hardware Screw Pack / Ashley Norton (for "standard" 1 3/4" door)		
	Kit Includes: (1) Spindle 95 MM (1) Lock Actuator (1) Allen Wrench (4) Screws M4 x 8mm Knurl Cup Pt (2) Screws M4 X .8-30mm PH W/19 Fill Hd Mach Zinc (1) Limiting Plate Thick (1) Limiting Plate Thin	Order No.
		9207260
Hardware Screw Pack / Ashley Norton - 2 1/4" thick panel		
	Kit Includes: (1) Spindle 108 mm (1) Lock Actuator 28mm	Order No.
		9207261

A-Series Hinged Doors (2008 to Present)

Single, 2-Panel, 3-Panel, and Stationary

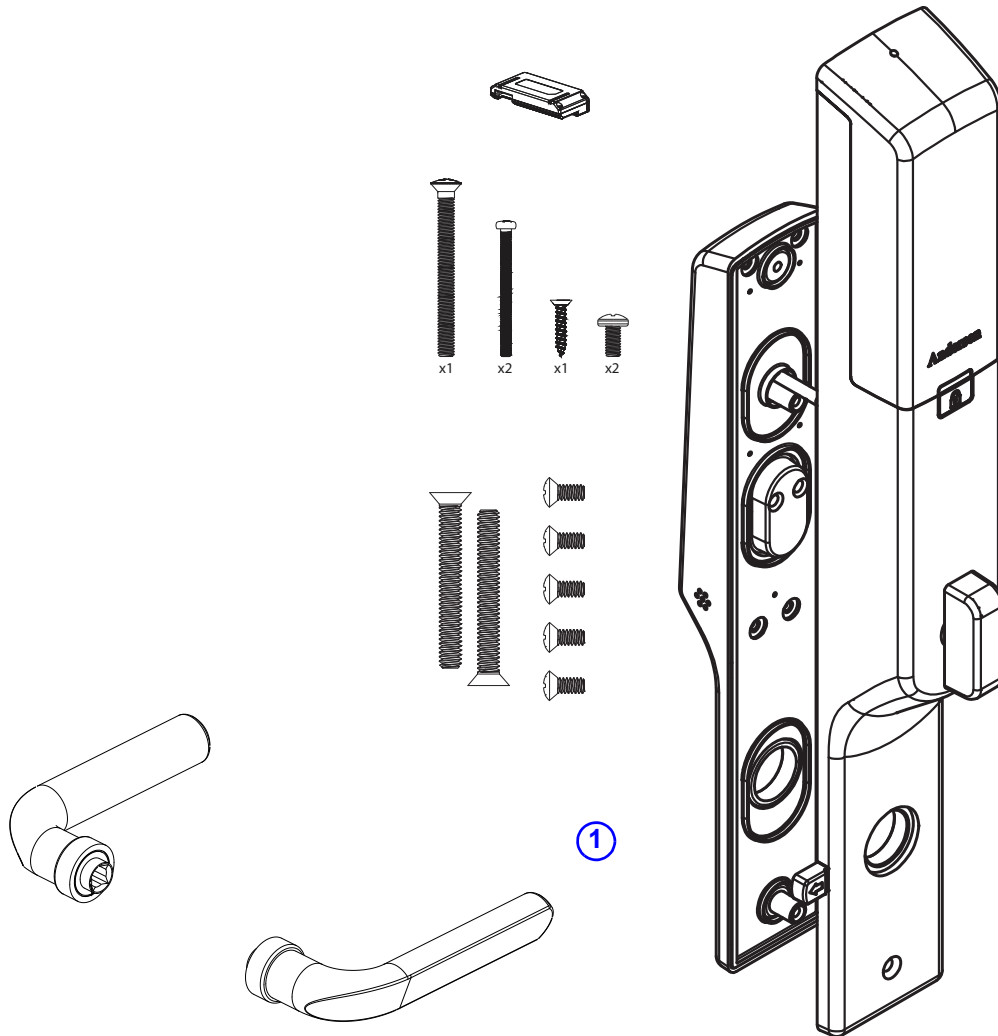
Hardware

Yale® Assure Lock®

Yale® Assure Lock® Hardware - Interior / Exterior

Note:

See [Accessory Guide](#) and [FAQ](#). Can be used on new doors as well as retro-fitted on installed doors.



1. [Assure Lock Trim Set Assembly](#)

Yale® Assure Lock® (YRM 476) Hinged Patio Door Hardware - Active Single Trim Set

Hardware

Trim Set - Assure Lock / Anvers See Illustration [page 105](#)

Note:
See [Replacement Components](#) and [FAQ](#).

	Finish	Base	Z-Wave	Wi-Fi/Bluetooth
	Satin Nickel	9183848	9173096	9183851
	White	9183846	9173094	9183849
	Black	9183847	9173095	9183850

Trim Set - Passive / Anvers See Illustration [page 68](#)

	Finish	Order No.
	Satin Nickel	9173105
	White	9173103
	Black	9173104

Hardware Kit See Illustration [page 105](#)

	Order No.
	9183854

Hardware Kit - Yale Assure

Note:
See [Accessory Guide](#).

		Order No.															
		9203397															
Ref. No.	Kit Includes																
1	Door position sensor																
2	Lock mounting screws																
3	Sensor magnets and covers																
4*	Lock actuator spacers																
5	Battery cover release pin																
<p>*A spacer may be required to correctly install lock. There are three (3) options in your lock kit. See chart to select the correct spacer for your application.</p> <table border="1"> <thead> <tr> <th>Door Type</th> <th>Spacer Color</th> <th>Spacer</th> </tr> </thead> <tbody> <tr> <td>A-Series - Outswing Only</td> <td>N/A</td> <td>None</td> </tr> <tr> <td>A-Series Inswing. E-Series 1.75" In and Outswing E-Series 2.25" Inswing 400 Series 1.75" Inswing</td> <td>Black</td> <td></td> </tr> <tr> <td>200 Series 1.75" All E-Series - 2.25" Outswing Only</td> <td>White</td> <td></td> </tr> <tr> <td>E-Series - Architect Entrance Door and Folding Doors Sold Separately. (Provided when ordering thick door kit part number AYRM-270-TDK.)</td> <td>Gray</td> <td></td> </tr> </tbody> </table>			Door Type	Spacer Color	Spacer	A-Series - Outswing Only	N/A	None	A-Series Inswing. E-Series 1.75" In and Outswing E-Series 2.25" Inswing 400 Series 1.75" Inswing	Black		200 Series 1.75" All E-Series - 2.25" Outswing Only	White		E-Series - Architect Entrance Door and Folding Doors Sold Separately. (Provided when ordering thick door kit part number AYRM-270-TDK.)	Gray	
Door Type	Spacer Color	Spacer															
A-Series - Outswing Only	N/A	None															
A-Series Inswing. E-Series 1.75" In and Outswing E-Series 2.25" Inswing 400 Series 1.75" Inswing	Black																
200 Series 1.75" All E-Series - 2.25" Outswing Only	White																
E-Series - Architect Entrance Door and Folding Doors Sold Separately. (Provided when ordering thick door kit part number AYRM-270-TDK.)	Gray																

Radio - Module See Illustration [page 105](#)

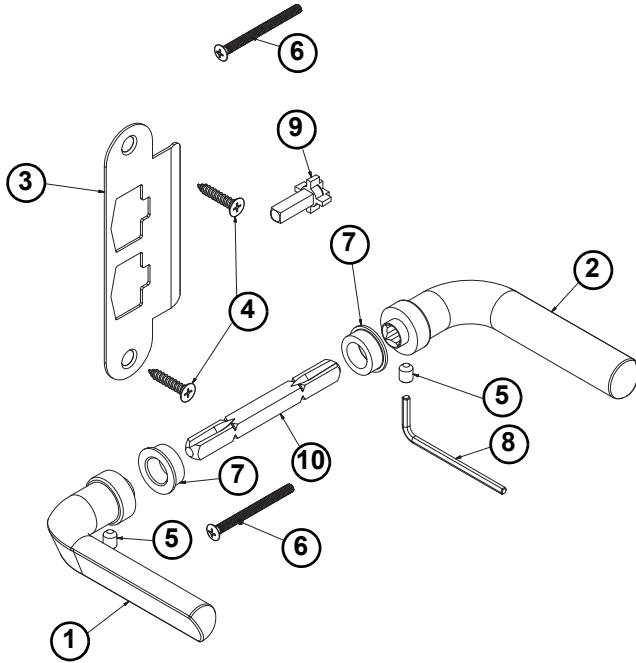
	Z-Wave	Wi-Fi/Bluetooth
	9183852	9183853

A-Series Hinged Doors (2008 to Present)

Single, 2-Panel, 3-Panel, and Stationary

Hardware

Assure Lock Handle Set - Single / Anvers



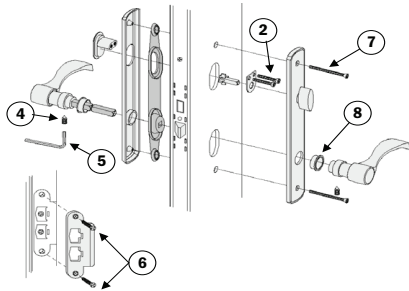
Ref. No.	Package Includes
1	Handle (RH shown)
2	Handle (LH shown)
3	Strike Plate - Single
4	Strike Plate Screws
5	Handle Set Screw
6	Escutcheon Plate Screw
7	Bushing
8	Allen Wrench
9	Lock Actuator
10	Spindle

Finish	Order No.
Satin Nickel	9173108
White	9173106
Black	9173107

Hardware

Shared Andersen® Trim Set Parts

Screw Package - Trim Set / Andersen Hardware (2009 to Present)



Ref. No.	Andersen Package Includes
6	2 - screw, #10 - 13 x 1" PH FL undercut wood
7	4 - screw, #8 - 32 UNC x 2 PH oval head mach
2	2 - screw, M5 x .8 - 35mm PH w/#10 fill HD mach zinc
8	4 - bushing, trim adaptor
4	4 - screw, 1/4 - 20 UNC SS knurled cup point set
5	1 - 1/8 allen wrench

Note:

- Chrome used for Brushed Chrome and Polished Chrome finishes.
- To receive a white bushing order a Satin Nickel trim set screw pack.
- To receive a black bushing order an Oil Rubbed Bronze trim set screw pack.
- Albany style introduced in 2009.

Finish	Andersen
Antique Brass	2579757
Black (Albany)9	9019320
Bright Brass	2579756
Chrome	N/A
Distressed Bronze	2579760
Distressed Nickel	2573819
Gold Dust (Albany)	N/A
Oil Rubbed Bronze	2579760
Satin Nickel	2579390
Stone (Albany)	9056230
White (Albany)	9056231

Bushing

Note:

Tribeca® handles manufactured prior to November 2020 have unique bushing [page 65](#).

White and black bushings available as part of the trim set screw package above. White to use Bright Chrome trim set screw pack and black to use Oil Rubbed Bronze trim set screw pack.



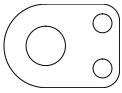
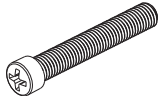
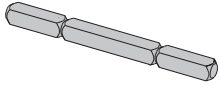



Color	Order No.
White	N/A
Black	N/A

A-Series Hinged Doors (2008 to Present)

Single, 2-Panel, 3-Panel, and Stationary

Hardware

Set Screw Package w/wrench Handle - Andersen® Hardware		
	Andersen Package Includes: 4 - 1/4-20 UNC knurled cup point set screws 1 - 1/8 Allen wrench Note: Replacement set screw finish may not match original. Set Screw Package is included in trim set hardware pack page 108 .	Order No.
		2579829
Lock Actuator		
Note: See Lock Actuator Replacement Video .		
		Order No.
		2579542
Lock Limiting Plate		
		Order No.
		2579540
Key Cylinder Mounting Bolt		
	Description	Order No.
	Qty 2 - M5 x .8-35mm, PH with #10 fill HD, mach, zinc Note: Key cylinder mounting bolt is included in trim set hardware pack page 108 ..	2579824
Spindle - Andersen Hardware		
	Length	Order No.
	3 3/4	2579830
	4 3/4	2579831
	5 3/4	2579832
Gasket - Trim Set / Other Hardware Styles		
	Note: Use for all trim set styles except Tribeca page 65 .	Order No.
		2962512

Hardware

Strike Plate Cover		
<p>Note: Strike plate cover does not come with screws. FSB Hardware uses Satin Nickel finish. Satin Brass introduced in September 2023.</p>		
	Single AS/SA	Double AP/PA
Finish		
Stone (Tribeca)	2579857	2579858
White (Tribeca)	2579844	2579845
Antique Brass	2579579	2579608
Bright Brass	2579615	2579616
Satin Brass	9206888	9206889
Polished Chrome	2579583	2579584
Brushed Chrome	2579958	2579960
Satin Nickel	2579451	2579456
Oil Rubbed Bronze/Distressed Bronze	2579957	2579959
Distressed Nickel	2573824	2573825
Gold Dust	N/A	N/A
Black	9007629	9007631

Handle Extender - 1"			
	<p>Note: Handle extenders are made for handles 1999 to present. See spindle options. See Installation Video.</p>	Finish	Order No.
		Stone	2579851
		White	2579838
		Antique Brass	2579820
		Bright Brass	2579821
		Polished Chrome	2579819
		Brushed Chrome	2579908
		Satin Nickel	2579440
		Oil Rubbed Bronze	2579907
		Distressed Bronze	2573787
		Distressed Nickel	2573788
		Gold Dust	N/A
		Black	9007633

A-Series Hinged Doors (2008 to Present)

Single, 2-Panel, 3-Panel, and Stationary



Hardware

Shared Andersen® Key Lock Parts


Keyed Lock - Andersen®

Note:

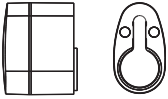
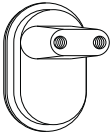
See [Accessory Guide 0005155](#). Parts included: lock spacer, tail piece seal, spacer gasket, seal, key cylinder, housing, and key. Keyed alike assembly only available in quantities of two or more. FSB® stainless steel finish hardware uses satin nickel finish.


 <p>Tribeca®</p>  <p>All Other Andersen® Styles</p>	Finish	Keyed Assembly	Keyed Alike Assembly
	Stone (Tribeca®)	2579722	9056143
	Stone (Albany)	9007621	9056142
	White (Tribeca®)	2579721	9056145
	White (Albany)	9007620	9056144
	Antique Brass	2579519	9056133
	Bright Brass	2579499	9056135
	Polished Chrome	2579596	9056140
	Brushed Chrome	2579753	9056136
	Satin Nickel/FSB®	2579457	9056141
	Oil Rubbed Bronze/	2579752	9056139
	Distressed Bronze	2579752	9056139
	Distressed Nickel	2573827	9056137
	Gold Dust	N/A	9056138
	Black (Albany)	9007623	9056134
Black (Tribeca®)	9184683	9184692	

Lock Cylinder with Keys

 <p>Bright Brass</p> <p>Chrome</p> <p>Oil Rubbed Bronze</p>	<p>Note: Lock cylinders are available in three finishes: Bright Brass, Chrome and Oil Rubbed Bronze. The table to the right shows the recommended selection for each trim set finish.</p>	Finish	Order No.
	Stone (Tribeca®)	2579641	
	Stone (Albany)	2579641	
	White (Tribeca®)	2579641	
	White (Albany)	2579641	
	Antique Brass	2579637	
	Bright Brass	2579637	
	Polished Chrome	2579641	
	Brushed Chrome	2579641	
	Satin Nickel	2579641	
	Oil Rubbed Bronze	2579389	
	Distressed Bronze	2579389	
	Distressed Nickel	2579641	
Gold Dust	2579641		
Black	2579389		

Hardware

Lock Set Dummy Cylinder																																
 <p>Tribeca®</p>  <p>All Other Andersen® Styles</p>	<p>Note: Old style and current vintage cylinders are interchangeable.</p> <p>* 060 Antique Brass finish was offered for sale from 1/99 to 7/99. The finish is commonly referred to as "chocolate brown."</p>	<table border="1"> <thead> <tr> <th>Finish</th> <th>Order No.</th> </tr> </thead> <tbody> <tr> <td>Stone (Tribeca®)</td> <td>2579860</td> </tr> <tr> <td>Stone (Albany)</td> <td>9056226</td> </tr> <tr> <td>White (Tribeca®)</td> <td>2579847</td> </tr> <tr> <td>White (Albany)</td> <td>2579847</td> </tr> <tr> <td>Antique Brass</td> <td>2579581</td> </tr> <tr> <td>Bright Brass</td> <td>2579621</td> </tr> <tr> <td>Polished Chrome</td> <td>2579582</td> </tr> <tr> <td>Brushed Chrome</td> <td>N/A</td> </tr> <tr> <td>Satin Nickel</td> <td>2579438</td> </tr> <tr> <td>Oil Rubbed Bronze</td> <td>2579963</td> </tr> <tr> <td>Distressed Bronze</td> <td>2573781</td> </tr> <tr> <td>Distressed Nickel</td> <td>2573782</td> </tr> <tr> <td>Gold Dust</td> <td>N/A</td> </tr> <tr> <td>Black</td> <td>9056229</td> </tr> </tbody> </table>	Finish	Order No.	Stone (Tribeca®)	2579860	Stone (Albany)	9056226	White (Tribeca®)	2579847	White (Albany)	2579847	Antique Brass	2579581	Bright Brass	2579621	Polished Chrome	2579582	Brushed Chrome	N/A	Satin Nickel	2579438	Oil Rubbed Bronze	2579963	Distressed Bronze	2573781	Distressed Nickel	2573782	Gold Dust	N/A	Black	9056229
		Finish	Order No.																													
		Stone (Tribeca®)	2579860																													
		Stone (Albany)	9056226																													
		White (Tribeca®)	2579847																													
		White (Albany)	2579847																													
		Antique Brass	2579581																													
		Bright Brass	2579621																													
		Polished Chrome	2579582																													
		Brushed Chrome	N/A																													
		Satin Nickel	2579438																													
		Oil Rubbed Bronze	2579963																													
		Distressed Bronze	2573781																													
		Distressed Nickel	2573782																													
Gold Dust	N/A																															
Black	9056229																															

Blank Reachout Lock Key		
	<p>Note: Six pin key blank</p>	<p>Order No.</p>
		<p>2573561</p>

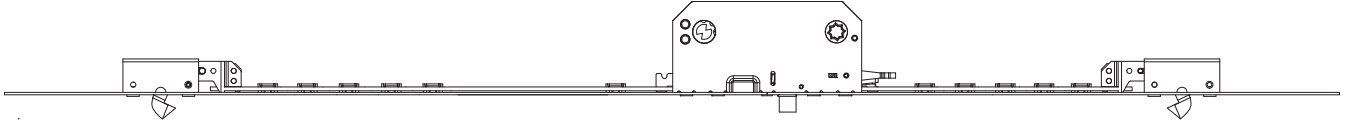
A-Series Hinged Doors (2008 to Present)

Single, 2-Panel, 3-Panel, and Stationary

Hardware

Lock Mechanisms

Lock Mechanism - 3-point / Active



Note:

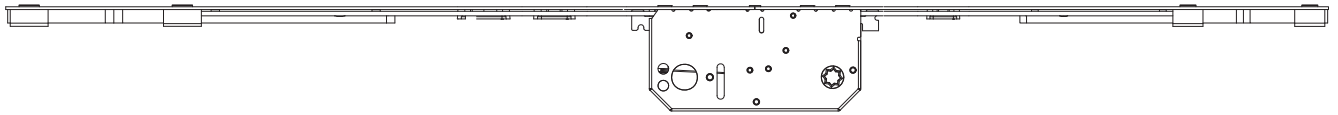
Label on face of existing lock will have orange/red graphics.

See [Service Guide 0005233](#).

*"Custom" length (68 1/2, 69 1/2, 69 3/4 and 610) part numbers introduced in February 2022.

Unit No.	Length	Order No.
FWHID68	76 ⁷ / ₁₆	9014687
*FWHID68 1/2	76 ¹⁵ / ₁₆	9195164
*FWHID69 1/2	77 ¹⁵ / ₁₆	9192844
*FWHID69 3/4	78 ¹¹ / ₆₄	9195163
*FWHID610	78 ¹³ / ₃₂	9192843
FWHID611	79 ⁵ / ₁₆	9014688
FWHID76	86 ⁷ / ₁₆	By Description
FWHID80	92 ⁷ / ₁₆	9014689

Lock Mechanism - Passive



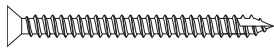
Note:

See [Service Guide 0005233](#).

*"Custom" length (69 1/2, 69 3/4 and 610) part numbers introduced in February 2022.

Unit No.	Length	Order No.
FWH68	76 ⁷ / ₁₆	2579777
*FWHID69 1/2	77 ¹⁵ / ₁₆	9192837
*FWHID69 3/4	78 ³ / ₁₆	9192838
*FWHID610	78 ⁷ / ₁₆	9192836
FWH611	79 ⁵ / ₁₆	2579778
FWH76	86 ⁷ / ₁₆	2578191
FWH80	92 ⁷ / ₁₆	2579779

Lock Mechanism Screw - Stainless Steel

	Description	Order No.
	#8 -18 x 2" TYPE AB	2579415
	Note: 68 and 611 doors use 13 screws; 80 doors use 14 screws.	

Hardware

Lock Mechanism - Active / High Corrosion Resistant

Note: Edge of the door will have a clear 4 5/8 x 3/4 label. 6 Point lock typically used on AP/PA units.



Lock Mechanism - 3-point / Active / High Corrosion Resistant

	Unit No.	Length	Order No.
	FWD68	76 ⁷ / ₁₆	9055463
	FWD611	79 ⁵ / ₁₆	9055464
	FWD76	86 ⁷ / ₁₆	By Description
	FWD80	92 ⁷ / ₁₆	9055465

Lock Mechanism Base - 4-point / Active / High Corrosion Resistant

	Unit No.	Length	Order No.
	FWHID100	79 ⁹ / ₃₂	9132300

Lock Mechanism Base - 6-point / Active / High Corrosion Resistant

	Unit No.	Length	Order No.
	FWD100	79 ⁹ / ₃₂	9132301

Lock Mechanism Extension - 4-point / Active / High Corrosion Resistant

	Unit No.	Length	LH	RH
	FWD86	19 ¹ / ₈	9138901	9138902
	FWD90	25 ¹ / ₈	9132310	9132311
	FWD96	31 ¹ / ₈	9138906	9138907
	FWD100	37 ¹ / ₈	9132305	9132306

Lock Mechanism Extension - 6-point / Active / High Corrosion Resistant

	Unit No.	Length	LH	RH
	FWD86	19 ¹ / ₈	9138899	9138900
	FWD90	25 ¹ / ₈	9132308	9132309
	FWD96	31 ¹ / ₈	9138904	9138905
	FWD100	37 ¹ / ₈	9132303	9132304

A-Series Hinged Doors (2008 to Present)

Single, 2-Panel, 3-Panel, and Stationary

Hardware

Lock Mechanism - Passive / High Corrosion Resistant

Note: Edge of the door will have a clear 4 5/8 x 3/4 label.



Lock Mechanism - Passive / High Corrosion Resistant

	Unit No.	Length	Order No.
	FWD68	76 ⁷ / ₁₆	9055469
	FWD611	79 ⁵ / ₁₆	9055470
	FWD76	86 ⁷ / ₁₆	By Description
	FWD80	92 ⁷ / ₁₆	9055471

Lock Mechanism Base - Passive / High Corrosion Resistant

	Unit No.	Length	Order No.
	FWD100	79 ⁵ / ₁₆	9132302

Lock Mechanism Extension - Passive / High Corrosion Resistant

	Unit No.	Length	Order No.
	FWD86	19 ¹ / ₈	9138898
	FWD90	25 ¹ / ₈	9132312
	FWD96	31 ¹ / ₈	9138903
	FWD100	37 ¹ / ₈	9132307

Hardware

Lock Mechanism - Component Illustration / High Corrosion Resistant

Note: Edge of the door will have a clear 4 5/8 x 3/4 label. 6 Point lock typically used on AP/PA units.





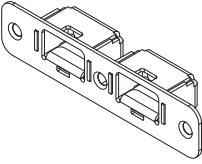
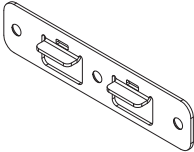



ACTIVE		PASSIVE
<p><u>4 Point Upper Extension</u></p>	<p><u>6 Point Upper Extension</u></p>	<p><u>Upper Extension</u></p>
<p><u>4 Point Base</u></p> <p>79 ⁹/₃₂</p> <p>35 ⁹/₃₂</p>	<p><u>6 Point Base</u></p> <p>79 ⁹/₃₂</p> <p>35 ⁹/₃₂</p>	<p><u>Base</u></p> <p>79 ⁵/₁₆</p> <p>35 ⁹/₃₂</p>




A-Series Hinged Doors (2008 to Present)

Single, 2-Panel, 3-Panel, and Stationary

Hardware

Hook Bolt Parts		
Hook Bolt Receiver with Screws		
	Note: Use with stainless steel lock mechanism.	Single SA/AS 3-Panel
		2579784
Hook Bolt Receiver / AP		
	Note: Secure with 10 -12 x 3 1/2" panhead stainless steel screw typ A, 2579414.	AP/PA
		2579764
Hook Bolt Blocker		
	Note: Use with stainless steel lock mechanism.	Order No.
		2579780
Screw		
	Description	Order No.
	10 -12 x 3 1/2" panhead stainless steel screw typ A	2579414
Flush Bolt Parts		
Flush Bolt Receiver - Head (2016 to Present)		
	Note: Use with stainless steel lock mechanism. Replaces previous vintages.	Head
		9159419
Flush Bolt Receiver - Sill (2016 to Present)		
	Note: Use with stainless steel lock mechanism. Replaces previous vintages.	Sill
		9159420
Screw		
	#10 - 12 X 1" TYP 17 PH FL 302 SS PASS	Order No.
		2579413

Hardware

Latch Bolt Parts		
Latch Bolt Receiver		
<p>Note: Use with stainless steel lock mechanism.</p>		
	<p>Single SA/AS 3-Panel</p>	<p>AP/PA With Blocker</p>
	<p>2579577</p>	<p>2579781</p>
Latch Blocker		
	<p>Note: Use with stainless steel lock mechanism. Used on AP/PA latch bolt receiver. See Blocker Adjustment Video.</p>	<p>Order No. 2579401</p>

A-Series Hinged Doors (2008 to Present)

Single, 2-Panel, 3-Panel, and Stationary

Hardware

Hinge Parts

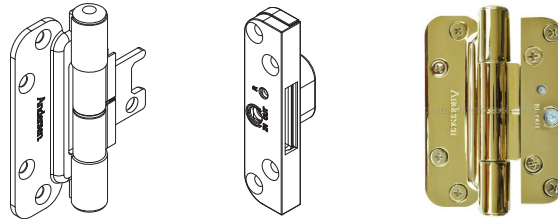
Note:

See [Hinge Adjustment Video](#). See [Hinge Replacement Video](#). See [Service Guide 0005413](#).

Single Hinge Kit

Kit Includes:

Hinge, hinge receiver, installation screws and [Service Guide 0005413](#).



Color	Left	Right
White	2578972	2578944
Brassy Gold/Zinc	2578971	2578943
Antique Brass	2578974	2578946
Bright Brass	2578973	2578945
Polished Chrome	2578976	2578948
Brushed Chrome	2578977	2578949
Satin Nickel	2578978	2578950
Oil Rubbed Bronze	2578975	2578947
Distressed Bronze	2578979	2578951
Distressed Nickel	2578980	2578952
Gold Dust	9007598	9007595
Black	9007599	9007596

Hinge Kit with Screws - 3 Hinge Pack / 68 & 611 Heights

Kit Includes:

3 hinges, hinge receivers, rout template, installation screws and [Service Guide 0005413](#). See single hinge for items N/A.



Color	Left	Right
White	N/A	N/A
Antique Brass	NA	N/A
Bright Brass	N/A	N/A
Polished Chrome	N/A	N/A
Brushed Chrome	N/A	N/A
Satin Nickel	N/A	N/A
Oil Rubbed Bronze	N/A	N/A
Distressed Bronze	N/A	N/A
Distressed Nickel	N/A	N/A

Hardware

Hinge Kit with Screws - 4 Hinge Pack / 80 Height				
Kit Includes: 4 hinges, hinge receivers, rout template, installation screws and Service Guide 0005413 . See single hinge for items N/A.				
		Color	Left	Right
		White	N/A	N/A
		Antique Brass	N/A	N/A
		Bright Brass	N/A	N/A
		Polished Chrome	N/A	N/A
		Brushed Chrome	N/A	N/A
		Satin Nickel	N/A	N/A
		Oil Rubbed Bronze	NA	NA
		Distressed Bronze	N/A	N/A
		Distressed Nickel	N/A	N/A

Screw Packages - Hinge Kit			
Note: Oil Rubbed Bronze and Distressed Bronze hinge finishes use Black screw package finish.			
	Single Hinge Kit Screws for one hinge and receiver	3-Hinge Pack 68 or 611 units	4-Hinge Pack 80 units
	Kit Includes: (2) #10-12 x 1 Typ 17 FL HD (2) #10-12 x 3 Typ 17 FL HD (4) #10-12 x 1- 3/4 Typ 17 FLHD	Kit Includes: (6) #10 -12 x 1 TYP 17 FL HD (6) #10 -12 x 3 TYP 17 FL HD (12) #10-12 x 1- 3/4 TYP 17 FLHD	Kit Includes: (8) #10 - 12 x 1 TYP 17 FL HD (8) #10 - 12 x 3 TYP 17 FL HD (16) #10-12 x 1- 3/4 TYP 17 FLHD
Color	Order No.	Order No.	Order No.
White	2579770	9013232	9013236
Brassy Gold/Zinc	2579770	9013233	9013237
Antique Brass	2579976	2579175	2579180
Bright Brass	2579978	2579174	2579179
Polished Chrome	2579980	2579176	2579181
Brushed Chrome	N/A	2579176	2579181
Satin Nickel	2579979	2579176	2579181
Distressed Nickel	2579979	2579176	2579181
Gold Dust	9019323	9013235	9013239
Black	9019324	9013234	9013238

Hinge Installation Kit with Screws	
	Kit Includes: (2) Corner Gasket (1) Allen Wrench (1) Adjustment Guide 0005413 (1) Temporary Lock Handle (2) Sill Clip (8) 1" x #10 Stainless Steel Screws (6) 3" x #10 Stainless Steel Screws, (18) 3" x #10 Installation Screws (1) Product I.D. Sheet
	1, 2 and 3 Panel 9013226

A-Series Hinged Doors (2008 to Present)

Single, 2-Panel, 3-Panel, and Stationary

Hardware

Miscellaneous Andersen® Hardware Parts

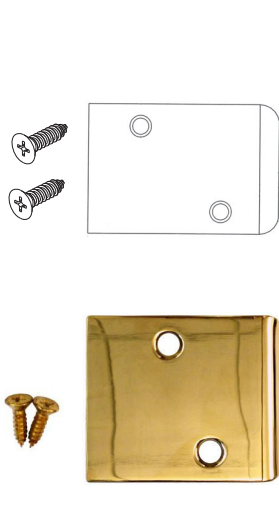
Extension Jamb Strike Extender with Screws

Note:

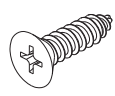
7 9/16" size is for service replacement only on Tribeca trim sets.

Kit Includes:

Strike plate extension and screws, 8 -18 x 5/8 panhead.

	Finish	5 1/4" Wall	6 9/16" Wall	7 1/8" Wall	7 9/16" Wall
		1 3/32"	2 13/32"	2 31/32"	3 13/32"
	Stone	2579928	2579933	2579938	N/A
	White	2579927	2579932	2579937	2579416
	Antique Brass	2579686	2579688	2579676	2579690
	Bright Brass	2579552	2579554	2579675	2579556
	Polished Chrome	2579691	2579692	2579677	N/A
	Brushed Chrome	2579926	2579931	N/A	N/A
	Satin Nickel	2579452	2579453	2579454	N/A
	Oil Rubbed Bronze/ Distressed Bronze	2579925	2579930	2579935	N/A
	Distressed Nickel	2573831	2573832	2573833	N/A
	Gold Dust	9007634	9007636	9007638	N/A
	Black	9007635	9007637	9007639	N/A


Screws - Extension Jamb Strike Extender

	Description	Finish	Order No.
	2 -18 x 5/8 PH FL TYP AB	Stone	2578303
White		2578299	
Antique Brass		2578296	
Bright Brass		2578297	
Polished Chrome/ Brushed Chrome/ Satin Nickel		2578295	
Oil Rubbed Bronze/ Distressed Bronze		2578298	
Distressed Nickel		2578305	
Gold Dust		N/A	
Black		N/A	

Astragal Screw Pack

Kit Includes: Hook bolt blocker assembly, plugs, transition plates, fasteners, hookbolt receiver and guide.	80 Height or less	Over 80 Height
		9052543

Hardware

Door Stop		Finish	Order No.
		Stone	2579458
		White	2579687
		Antique Brass	2577520
		Bright Brass	2579501
		Polished Chrome	2577529
		Brushed Chrome	2579940
		Satin Nickel	2579445
		Oil Rubbed Bronze	2579939
		Distressed Bronze	2573799
		Distressed Nickel	2573801
		Gold Dust	9007626
		Black	9007627

A-Series Hinged Doors (2008 to Present)

Single, 2-Panel, 3-Panel, and Stationary

Hardware

Fasteners

Note:

Look for additional screws listed with the part where the screw is used.

When ordering fasteners by description, provide the following details:

Product line (example: FWHID)

Complete size (example: #8 Round Head)

Description and color (example: Stainless Steel)

What it is used for: (example: Screen latch to astragal)

Reference the 888 number: 888284401

Screw - Insect Screen Latch to Astragal, Receiver Side Jambs			
	Description	Finish	Order No.
	#8 ROUND HEAD	Stainless Steel	888284401
Screw - Lock Hardware to Lock Stile			
	Description	Finish	Order No.
	#8 FLAT HEAD	Steel	2579415
Screw - Astragal, Side Jambs, Head Jambs and Sills			
	Description	Finish	Order No.
	#10 FLAT HEAD	Steel	888284407
Screw - Watershed Bar to Panel			
	Description	Finish	Order No.
	PH PAN 18-8 #6 OVAL HEAD SS PASS	Stainless Steel	3621280
Screw - Hardware to Stiles, Astragal to Stationary Panel			
	Description	Finish	Order No.
	#10 FLAT HEAD	Steel	888284410
Screw - SAS Units Hinge, Astragal to Stationary Panel			
	Description	Finish	Order No.
	#10 FLAT HEAD	Steel	888284411
Screw - SAS Units Insect Screen Bumper to Sill			
	Description	Finish	Order No.
	#8 FLAT HEAD	Stainless Steel	888284412
Screw - SAS Units Insect Screen Bumper to Head Jamb			
	Description	Finish	Order No.
	#8 FLAT HEAD	Stainless Steel	888284413
Screw - AP/PA Astragal End Cap			
	Description	Finish	Order No.
	#6 FLAT HEAD	Stainless Steel	888284414
Screw - AP/PA Astragal to Passive Panel			
	Description	Finish	Order No.
	#10 FLAT HEAD	Zinc Dichromate	888284415
Screw - Operating Bottom Rail Filler			
	Description	Finish	Order No.
	#8 FLAT HEAD	Steel	1361962

Hardware

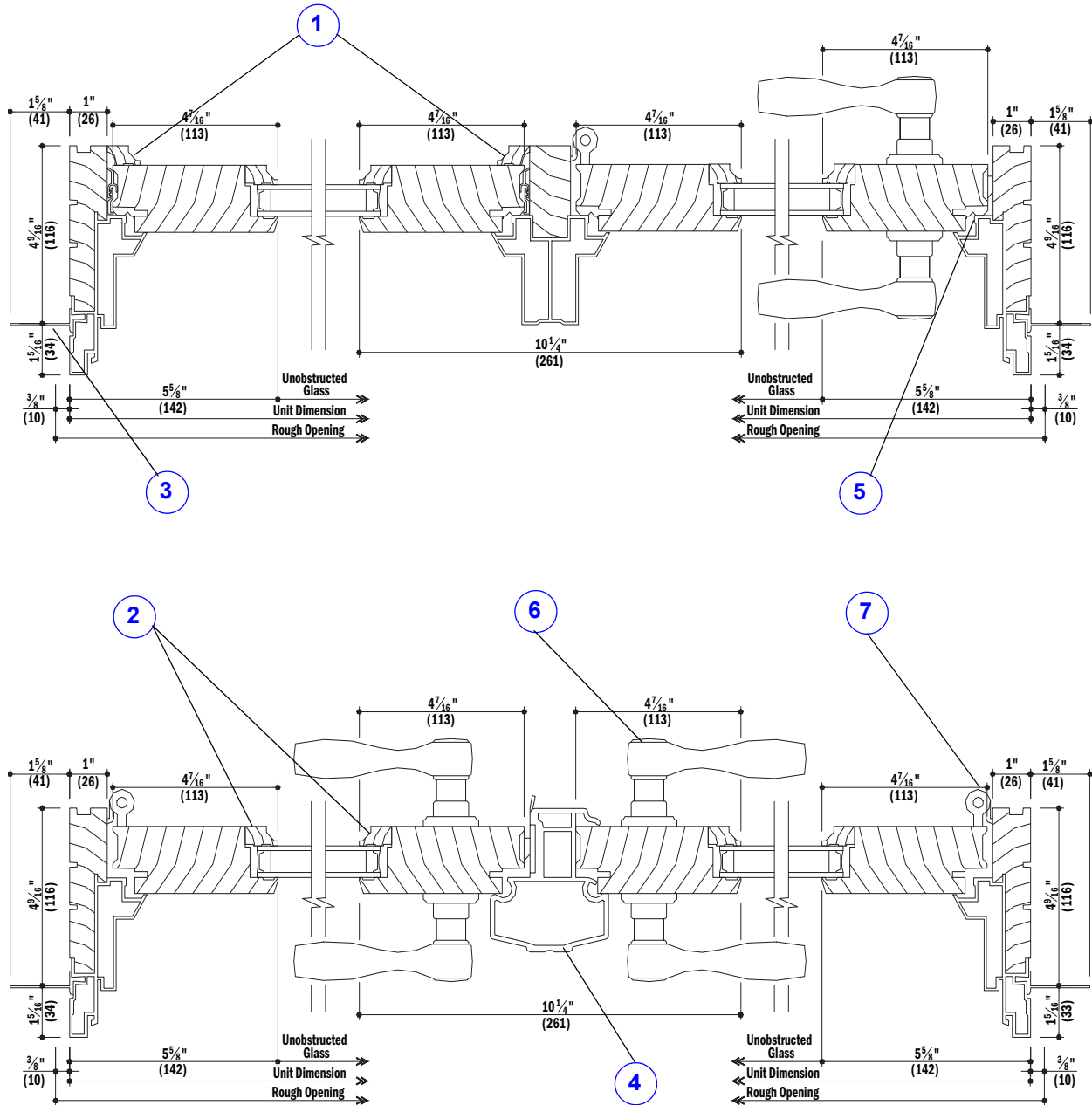
Screw - Sash Laminate Kit			
	Description	Finish	Order No.
	#8 FLAT HEAD	Steel	888284419
Screw - Sub-Assembly			
	Description	Finish	Order No.
	#10 FLAT HEAD	Steel	888284420
Screw - Hinge			
	Description	Finish	Order No.
	10-12 X 1 TYP AB	White	2579872
Screw			
	Description	Finish	Order No.
	8-18 X 5/8 TYP AB PH FL	Bright Brass	2578297
Screw			
	Description	Finish	Order No.
	8-18X2 3/8 PH BUGLE HD		2579993
Screw			
	Description	Finish	Order No.
	10-12X2 1/2TYP 17 PH FL STL Z-Y-D		3621230
Screw			
	Description	Finish	Order No.
	10-12X3 1/2TYP A PH SP FL STL Z-Y		3621460
Screw			
	Description	Finish	Order No.
	8-15X1 1/2 TYP 17 PH FL	Bright Brass	3621310

A-Series Hinged Doors (2008 to Present)

Single, 2-Panel, 3-Panel, and Stationary

Frames

Frame Assembly Illustration



1. [Panel Stops \(Stationary / Sidelight\)](#)
2. [Glass Stops](#)
3. [Installation Flanges](#)
4. [Astragal](#)
5. [Gasket Weatherstrip](#)
6. [Handlesets](#)
7. [Hinges](#)

Frames

Frames

Note:

Replacement frames are available.

Panel Options

Single, 2-panel, and 3-panel

Handling Options

Left, right, and stationary

Exterior color options:

White, Terratone, Sandtone, Forest Green, Canvas, Prairie Grass, Cocoa Bean, Dove Gray, Red Rock, Black or Dark Bronze

Interior species/finish/color options:

Pine, Maple, Oak, Mahogany, Douglas Fir, Cherry, Pine, Clear Coat, Cinnamon, Mocha, Honey, Russet, Espresso, White, Birch Bark, Primed, Terratone, Sandtone, Forest Green, Canvas, Prairie Grass, Cocoa Bean, Dove Gray, Red Rock, Dark Bronze or Black

Glass options:

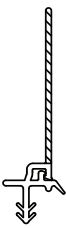
High-Performance Low-E4, High-Performance Low-E4 Sun, Patterned Obscure, Patterned Cascade, Patterned Fern, Patterned Reed, High-Performance Low-E4 Smart Sun

To order, state:

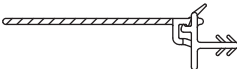
1. Description of Part
2. Quantity
3. Product ID (from product label, see [page 11](#))
4. Options Desired (if different than original product)

Installation Flanges

Flange - Folding / Head (2010 to Present)

	<p>Note: Some sizes may need cutting to fit the width</p>	Unit Width	Length	Order No.
		FWD27	30 ³ / ₃₂	9044823
		FWD29	32 ³ / ₃₂	9044824
		FWD31	36 ³ / ₃₂	9044825
		FWD33	38 ³ / ₃₂	9044837
		FWD40	47 ¹ / ₄	9044827
		FWD50	59 ¹ / ₄	9044828
		FWD54	63 ¹ / ₄	9044829
		FWD60	71 ¹ / ₄	9044830
		FWD64	75 ¹ / ₄	9044831
		FWD711	94 ¹³ / ₃₂	9044835
		FWD811	106 ¹³ / ₃₂	9050944
FWD1510	189	9044843		

Flange - Folding / Side (2010 to Present)

	Unit	Length	Order No.
	FWHID68	79 ¹ / ₂	9044844
	FWHID611	82 ³ / ₈	9044845
	FWHID76	89 ¹ / ₂	9046454
	FWHID80	95 ¹ / ₂	9044846
FWHID100	119 ¹ / ₂	9044847	

A-Series Hinged Doors (2008 to Present)

Single, 2-Panel, 3-Panel, and Stationary

Frames

Installation Kit

Installation Kit - Door 72 x 83

Note:

Used for rectangular openings up to 72" x 83". See [Installation Guide 9080775](#).



Kit Includes:

- (1) Backer Rod - 20 ft.
- (64) Shims
- (54) Fasteners - 1 1/2" Roofing nails
- (1) Self-Adhering Flashing Tape - 22 ft.
- (1) Flexible Sill Flashing Tape - 7 ft.
- (1) Insulating Foam - 12 oz. can
- (3) Sealant - 10.1 oz. tube
- Installation Guide

Product Line

Multiple

Order No.

9080774

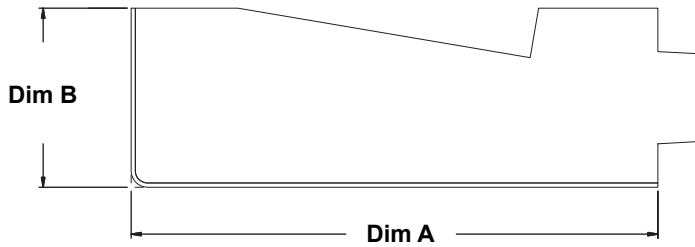
Frames

Extension Jamb Kits

Extension Jamb Kits

Kit Includes:

1 head jamb and 2 side jambs.



4 ⁹ / ₁₆ '' Base frame	Dim A	Dim B
5 ¹ / ₄	¹¹ / ₁₆	⁴³ / ₆₄
6 ⁹ / ₁₆	2	⁴³ / ₆₄
7 ¹ / ₈	2 ⁹ / ₁₆	⁴³ / ₆₄

6 ⁹ / ₁₆ '' Base frame	Dim A	Dim B
		⁴³ / ₆₄
		⁴³ / ₆₄
7 ¹ / ₈	⁹ / ₁₆	⁴³ / ₆₄

Note:

Custom size replacement extension jamb kits are made to order.








To order, state:

1. Description of Part (Extension Jamb Kit - Interior)
2. Quantity
3. Product ID (from product label, see [page 11](#))
4. Options Desired (if different than original product)




A-Series Hinged Doors (2008 to Present)

Single, 2-Panel, 3-Panel, and Stationary


Frames

Extension Jamb / Wood / Lineal									
Extension Jamb / Wood / Lineal									
Note: For use with 4 9/16" frame unless called out.									
Wall Depth	 Pine			 Oak			 Maple		
	83"	96"	144"	83"	96"	144"	83"	96"	144"
5 1/4"			9019671			9019674			9019677
6 9/16"	9066604		9019672	9066605	9118495	9019675	9066606	9118496	9019678
7 1/8" (4 9/16" Frame)			9019673			9019676			9019679
7 1/8" (6 9/16" Frame)			9019680			9019681			9019682
Wall Depth	 Mahogany			 Cherry			 Vertical Grain Douglas Fir		
	83"	96"	144"	83"	96"	144"	83"	96"	144"
5 1/4"			9138892			9138889			9138886
6 9/16"			9138893			9138890			9138887
7 1/8" (4 9/16" Frame)			9138894			9138891			9138888
7 1/8" (6 9/16" Frame)			9173375			9173376			9173374
Wall Depth	 Alder								
	83"	96"	144"	83"	96"	144"	83"	96"	144"
5 1/4"			9138895						
6 9/16"			9138896						
7 1/8" (4 9/16" Frame)			9138897						
7 1/8" (6 9/16" Frame)			9173377						

Frames

Extension Jamb / Painted / Lineal									
Extension Jamb / Pine Painted / Lineal									
Wall Depth	 White - Painted			 Black - Painted			 Birch Bark - Painted		
	83"	96"	144"	83"	96"	144"	83"	96"	144"
5 1/4									
6 9/16	9117169	9117171	9117170	9185667	9185668	9185669			
7 1/8									

Extension Jamb Strike Extender and Screws
<p>Note: Located in the hardware section page 121</p>

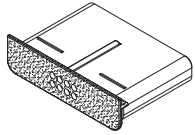
Fastener Covers																										
Fastener Cover Pack																										
	<p>Pack Includes: (12) Fastener covers</p>	<table border="1"> <thead> <tr> <th>Finish</th> <th>Order No.</th> </tr> </thead> <tbody> <tr> <td>White</td> <td>9013254</td> </tr> <tr> <td>Terratone</td> <td>9013256</td> </tr> <tr> <td>Sandtone</td> <td>9013255</td> </tr> <tr> <td>Forest Green</td> <td>9013257</td> </tr> <tr> <td>Canvas</td> <td>9013258</td> </tr> <tr> <td>Prairie Grass</td> <td>9013263</td> </tr> <tr> <td>Cocoa Bean</td> <td>9013261</td> </tr> <tr> <td>Dove Gray</td> <td>9013262</td> </tr> <tr> <td>Red Rock</td> <td>9013259</td> </tr> <tr> <td>Black</td> <td>9013260</td> </tr> <tr> <td>Dark Bronze</td> <td>9021382</td> </tr> </tbody> </table>	Finish	Order No.	White	9013254	Terratone	9013256	Sandtone	9013255	Forest Green	9013257	Canvas	9013258	Prairie Grass	9013263	Cocoa Bean	9013261	Dove Gray	9013262	Red Rock	9013259	Black	9013260	Dark Bronze	9021382
		Finish	Order No.																							
		White	9013254																							
		Terratone	9013256																							
		Sandtone	9013255																							
		Forest Green	9013257																							
		Canvas	9013258																							
		Prairie Grass	9013263																							
		Cocoa Bean	9013261																							
		Dove Gray	9013262																							
		Red Rock	9013259																							
Black	9013260																									
Dark Bronze	9021382																									

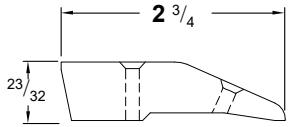
A-Series Hinged Doors (2008 to Present)

Single, 2-Panel, 3-Panel, and Stationary


Frames

Sill Parts			
Weep Hole Cover			
		Color	Order No.
		Gray	9000553
		Black	9017769

Drainage Cover			
		Color	Order No.
		Gray	9000552
		Black	9017770

Sill Threshold with Screws					
		Unit No.	Length	Maple	Oak
		29/30/33	40	1207056	1207010
		40/43	52	1207057	1207020
		50	63	1207058	1207025
		510/60	74	1207059	1207030
		8	98	1207060	1207040
		9	111	1207061	1207045

Screw Package - Threshold / 3/4		
	Package Includes: 3 screws	Order No.
		1277102
Screw Package - Threshold / 5/6		
	Package Includes: 5 screws	Order No.
		1277104
Screw Package - Threshold / 8/9		
	Package Includes: 7 screws	Order No.
		1277106
Screw Package - Threshold / 10/12		
	Package Includes: 9 screws	Order No.
		1277108
Screw Package - Threshold / 15		
	Package Includes: 13 screws	Order No.
		1277110

Kit / Sill Remodeling Bracket		
	Package Includes: (1) Remodel Bracket, 93" (1) Accessory Guide 9050101	Order No.
		9050099

Frames

Sill Trim					
	Unit No.	Length	Pine	Oak	Maple
	FWHID21	22 ¹⁹ / ₃₂	By description	By description	By description
	FWHID27	28 ¹⁹ / ₃₂	By description	By description	By description
	FWHID29	30 ¹⁹ / ₃₂	By description	By description	By description
	FWHID31	34 ¹⁹ / ₃₂	By description	By description	By description
	FWHID33	36 ¹⁹ / ₃₂	By description	By description	By description
	FWHID40	45 ³ / ₄	By description	By description	By description
	FWHID50	57 ³ / ₄	By description	By description	By description
	FWHID54	61 ³ / ₄	By description	By description	By description
	FWHID60	69 ³ / ₄	By description	By description	By description
	FWHID64	73 ³ / ₄	By description	By description	By description
	FWHID711	92 ²⁹ / ₃₂	By description	By description	By description
FWHID811	104 ²⁹ / ₃₂	By description	By description	By description	

Frame Parts	
Astragal Weatherstrip - Foam/Neoprene Sponge / Gray	
	Head AP/PA
	9000539

Fasteners	
Sill Clip	
	Order No.
	9000566

A-Series Hinged Doors (2008 to Present)

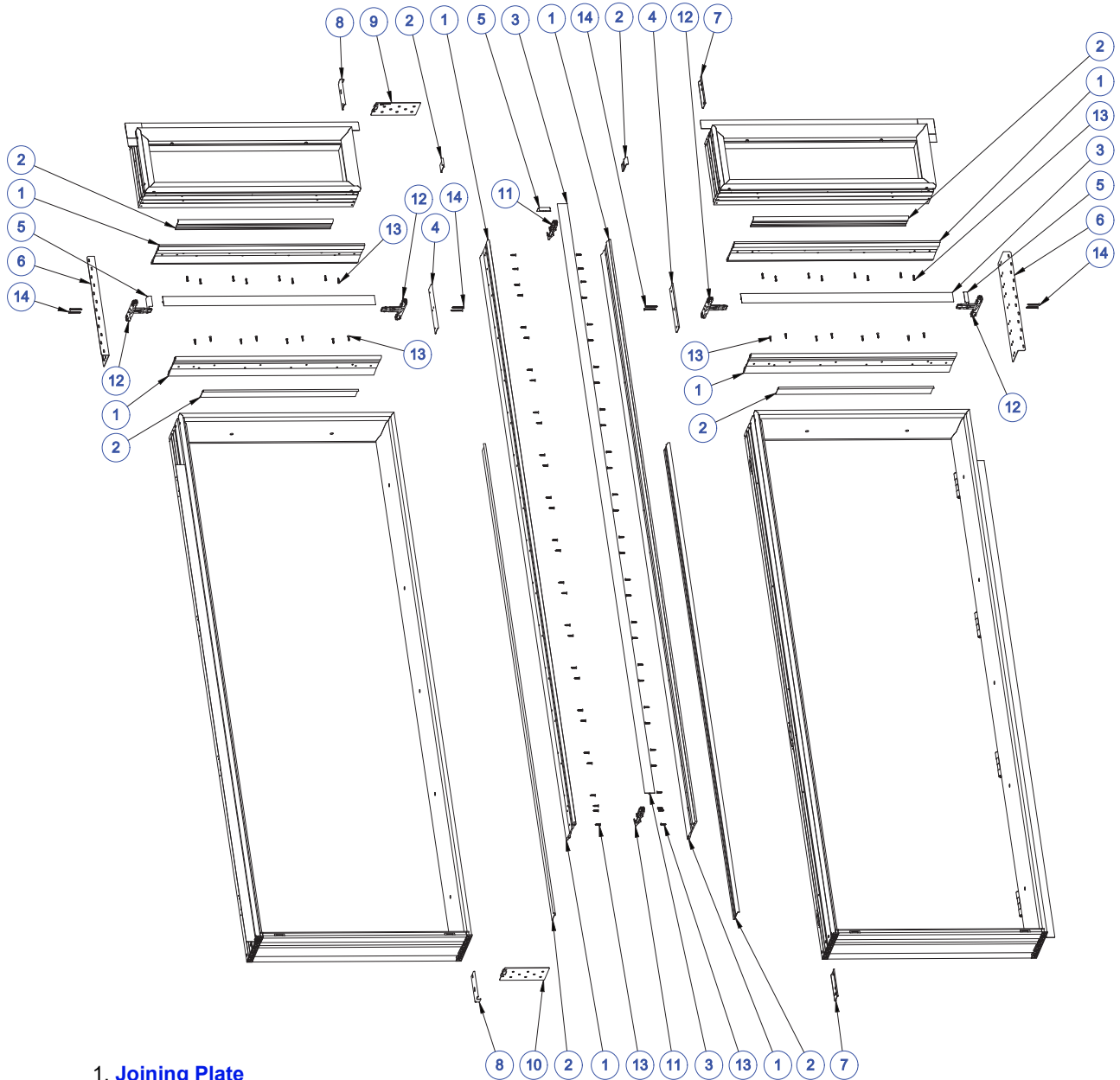
Single, 2-Panel, 3-Panel, and Stationary

Joining Components

Fiberglass Joining Exploded View

Note:

See (1-Way, 1-Way Assembly in Opening and 2-Way) [Joining Guide 9180250](#).



- | | | |
|---|--|--|
| 1. Joining Plate | 7. Fixed Bracket | 11. End Plug |
| 2. Joining Plate Alignment Spacer | 8. Slide Bracket | 12. Locking/Sealing Plug |
| 3. Exterior Trim Strip | 9. Flat Side Gusset (A) | 13. 7/8" Screw |
| 4. Intersection Bracket | 10. Flat Side Gusset (B) | 14. 2" Screw |
| 5. End Cap | | |
| 6. Gusset Plate | | |

Joining Components

Fiberglass Joining Kits

Joining Kits - FGL / 4 9/16"

Kit Includes:
 (2) Joining Plate
 (2) Alignment Spacer
 (1) Exterior Trim Strip (length dimension shown)
 (2) Flange Gusset 18"
 (1) Hardware Kit
 (1) Sealant

Color	Size									
	31	33	60	64	68	611	80	100	104	120
	Length									
	35 ²⁷ / ₃₂	37 ¹⁹ / ₃₂	71	74 ³ / ₄	79 ¹ / ₄	82 ¹ / ₈	95 ¹ / ₄	119 ¹ / ₄	123 ¹ / ₄	143 ³ / ₄
White	9179836	9179837	9179838	9179839	9179840	9179841	9179842	9179843	9179844	9179845
Terratone	9179826	9179827	9179828	9179829	9179830	9179831	9179832	9179833	9179834	9179835
Sandtone	9179816	9179817	9179818	9179819	9179820	9179821	9179822	9179823	9179824	9179825
Forest Green	9179786	9179787	9179788	9179789	9179790	9179791	9179792	9179793	9179794	9179795
Canvas	9179746	9179747	9179748	9179749	9179750	9179751	9179752	9179753	9179754	9179755
Prairie Grass	9179796	9179797	9179798	9179799	9179800	9179801	9179802	9179803	9179804	9179805
Cocoa Bean	9179756	9179757	9179758	9179759	9179760	9179761	9179762	9179763	9179764	9179765
Dove Gray	9179776	9179777	9179778	9179779	9179780	9179781	9179782	9179783	9179784	9179785
Red Rock	9179806	9179807	9179808	9179809	9179810	9179811	9179812	9179813	9179814	9179815
Black	9179736	9179737	9179738	9179739	9179740	9179741	9179742	9179743	9179744	9179745
Dark Bronze	9179766	9179767	9179768	9179769	9179770	9179771	9179772	9179773	9179774	9179775

Joining Kits - FGL / 6 9/16"

Kit Includes: (2) Joining Plate (2) Alignment Spacer (1) Exterior Trim Strip (length dimension shown) (2) Flange Gusset 18" (1) Hardware Kit (1) Sealant	Color	Size	
		104	140
		Length	
		123 ¹ / ₄	167 ³ / ₄
	White	9179866	9179867
	Terratone	9179864	9179865
	Sandtone	9179862	9179863
	Forest Green	9179856	9179857
	Canvas	9179848	9179849
	Prairie Grass	9179858	9179859
	Cocoa Bean	9179850	9179851
	Dove Gray	9179852	9179853
	Red Rock	9179860	9179861
	Black	9179846	9179847
	Dark Bronze	9179854	9179855

A-Series Hinged Doors (2008 to Present)

Single, 2-Panel, 3-Panel, and Stationary

Joining Components

Fiberglass Joining Hardware Kits

Hardware Kit - FGL Joining

Kit Includes:

- (1) Intersection Bracket
- (2) Fixed Bracket
- (2) Slide Bracket
- (1) Flat Side Gusset Type A
- (1) Flat Side Gusset Type B
- (2) Locking/Sealing Plug
- (2) End Plug
- (2) End Cap
- (18) Screw 10-16 x 2
- (52) Screw 10-12 x 7/8
- (1) Gasket

Color

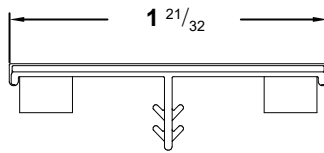
Order No.

White	9180115
Terratone	9180114
Sandtone	9180113
Forest Green	9180110
Canvas	9180107
Prairie Grass	9180111
Cocoa Bean	9180106
Dove Gray	9180108
Red Rock	9180112
Black	9179999
Dark Bronze	9180109

Joining Components

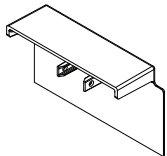
Fiberglass Joining Kit Components

Trim Strip - FGL



Color	Size										
	31	33	60	64	68	611	80	100	104	120	140
	Length										
	35 ²⁷ / ₃₂	37 ²⁷ / ₃₂	71	74 ³ / ₄	79 ¹ / ₄	82 ¹ / ₈	94 ¹ / ₄	119 ¹ / ₄	123 ¹ / ₄	143 ³ / ₄	167 ³ / ₄
White	9179978	9179979	9179980	9179981	9180159	9180160	9180161	9180162	9179982	9179983	9179984
Terratone	9179971	9179972	9179973	9179974	9180155	9180156	9180157	9180158	9179975	9179976	9179977
Sandtone	9179964	9179965	9179966	9179967	9180151	9180152	9180153	9180154	9179968	9179969	9179970
Forest Green	9179935	9179936	9179937	9179938	9180147	9180148	9180149	9180150	9179939	9179940	9179941
Canvas	9179899	9179900	9179901	9179902	9180139	9180140	9180141	9180142	9179903	9179904	9179905
Prairie Grass	9179942	9179943	9179944	9179945	9179946	9179947	9179948	9179949	9179950	9179951	9179952
Cocoa Bean	9179906	9179907	9179908	9179909	9179910	9179911	9179912	9179913	9179914	9179915	9179916
Dove Gray	9179917	9179918	9179919	9179920	9179921	9179922	9179923	9179924	9179925	9179926	9179927
Red Rock	9179953	9179954	9179955	9179956	9179957	9179958	9179959	9179960	9179961	9179962	9179963
Black	9179891	9179892	9179893	9179894	9180136	9180137	9180138	9179895	9179896	9179897	9179898
Dark Bronze	9179928	9179929	9179930	9179931	9180143	9180144	9180145	9180146	9179932	9179933	9179934

End Cap - FGL

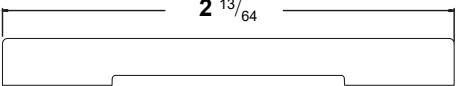


Color	Order No.
White	9043111
Terratone	9043119
Sandtone	9043110
Forest Green	9043118
Canvas	9043112
Prairie Grass	9043117
Cocoa Bean	9043116
Dove Gray	9043113
Red Rock	9043114
Black	9043115
Dark Bronze	9043120

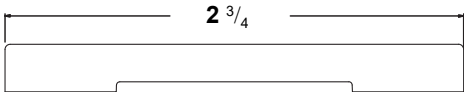
A-Series Hinged Doors (2008 to Present)

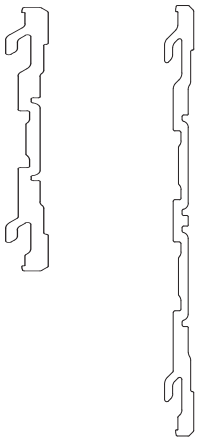
Single, 2-Panel, 3-Panel, and Stationary

Joining Components

Inside Casing - 2 1/8"										
										
Finish	96"			120"						
	Pine	Maple	Oak	Pine	Maple	Oak	Cherry	Mahogany	Douglas Fir	Alder
Unfinished	9067316	9064335	9064417	9068749	9068751	9068750	9140911	9140912	9140910	9140913
White	9013179	9055406	9040761	9013180	9040762	9055403			-	
Clear Coat	9013183	9013187	9013185	9013184	9013188	9013186			-	
Cinnamon	9013207	9013211	9013209	9013208	9013212	9013210			-	
Mocha	9013195	9013199	9013197	9013196	9013200	9013198			-	
Primed	9013181	9055407	9040763	9013182	9040764	9055404			-	
Honey	9013201	9013205	9013203	9013202	9013206	9013204			-	
Russet	9013189	9013193	9013191	9013190	9013194	9013192			-	
Espresso	9013215	9013219	9013217	9013216	9013220	9013218			-	
Birch Bark (Bright White)	9013213	9055408	9040765	9013214	9040766	9055405			-	
White	9013179	9055406	9040761	9013180	9040762	9055403			-	
Terratone	9178875	9178857	9178866	9178830	9178848	9178839			-	
Sandtone	9178874	9178856	9178865	9178829	9178847	9178838			-	
Forest Green	9178881	9178863	9178872	9178836	9178854	9178845			-	
Canvas	9178873	9178855	9178864	9178828	9178846	9178837			-	
Prairie Grass									-	
Cocoa Bean	9178880	9178862	9178871	9178835	9178853	9178844			-	
Dove Gray	9178879	9178861	9178870	9178834	9178852	9178843			-	
Red Rock	9178878	9178860	9178869	9178833	9178851	9178842			-	
Black	9178876	9178858	9178867	9178831	9178849	9178840			-	
Dark Bronze	9178877	9178859	9178868	9178832	9178850	9178841			-	

Joining Components

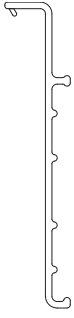
Inside Casing - 2 3/4"										
Note: Used when a wide bottom rail (A-Series Casement or A-Series Awning) unit is mulled above other A-Series windows or doors.										
										
Finish	72"			96"						
	Pine	Maple	Oak	Pine	Maple	Oak	Cherry	Mahogany	Douglas Fir	Alder
Unfinished	9067322	9064398	9064485	9067323	9068753	9068752	9140915	9140916	9140914	9140917
White	9031540	9055381	9055383	9055372	9055385	9055394	-	-	-	-
Clear Coat	9031542	9031544	9031543	9055373	9055386	9055395	-	-	-	-
Cinnamon	9031554	9031556	9031555	9055374	9055387	9055396	-	-	-	-
Mocha	9031548	9031550	9031549	9055375	9055388	9055397	-	-	-	-
Primed	9031541	9055382	9055384	9055376	9055389	9055398	-	-	-	-
Honey	9031551	9031553	9031552	9055377	9055390	9055399	-	-	-	-
Russet	9031545	9031547	9031546	9055378	9055391	9055400	-	-	-	-
Espresso	9031558	9031560	9031559	9055379	9055392	9055401	-	-	-	-
Birch Bark (Bright White)	9031557	9040611	9040610	9055380	9055393	9055402	-	-	-	-

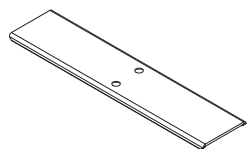
Joining Plate - FGL					
Note: Need two per mull. Cut to fit joining plates 1 1/2" shorter than the overall mulled length or width.					
		Depth	Size	Length	Order No.
		4 9/16	31	34 19/32	9179868
			33	36 19/32	9179869
			60	69 3/4	9179870
			64	73 1/2	9179871
			68	78	9179872
			611	80 7/8	9179873
			80	94	9179874
			100	118	9179875
			104	122	9179876
			120	142 1/2	9179877
		6 9/16	100	118	9179878
			140	166 1/2	9179879

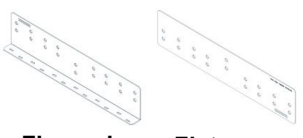
A-Series Hinged Doors (2008 to Present)

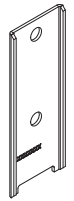
Single, 2-Panel, 3-Panel, and Stationary

Joining Components


Joining Plate Alignment Spacer - FGL				
Note: Need one per unit jamb that is to be joined. Required length: Join dimension - 1 1/2"				
		Size	Length	Order No.
		31	26 ^{3/32}	9179880
		33	28 ^{3/32}	9179881
		60	61 ^{1/4}	9179882
		64	65	9179883
		68	69 ^{1/2}	9179884
		611	72 ^{3/8}	9179885
		80	85 ^{1/2}	9179886
		100	109 ^{1/2}	9179887
		104	113 ^{1/2}	9179888
		120	134	9179889
		140	158	9179890

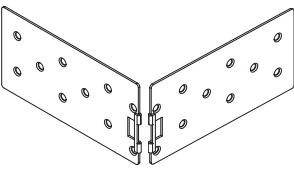
Intersection Bracket - FGL		
		Order No.
		9152243

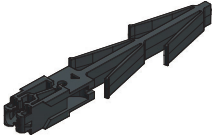
Gusset Plate - FGL / 18"			
Note: Need two per join. Required length: Join dimension - 1 1/2"			
 Flanged Flat		Type	Order No.
		Flat	9179994
		Flanged	9179993


Fixed Bracket - FGL		
		Order No.
		9179997

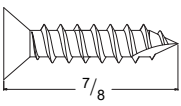
Joining Components

Slide Bracket - FGL		
		Order No.
		9179998

Flat Slide Gusset - FGL		
 Type A Type B		Type
		A
		B
		Order No.
		9179995
		9179996

End Plug - FGL		
		Order No.
		9179992

Locking/Sealing Plug - FGL		
		Order No.
		9177451

Screw Package - 7/8" FGL Screw		
Package Includes:		
(52) Fasteners 10-16 x 7/8" PH FL Type 17		
 7/8		Qty
		52
		Order No.
		9159384

A-Series Hinged Doors (2008 to Present)

Single, 2-Panel, 3-Panel, and Stationary

Joining Components

Vintage LVL Joining Kit Components

Note:

Laminated Veneer Lumber (LVL) Joining System was replaced by Easy Connect Joining System (ECJS) in July 2019. Some kits and component parts are unavailable.

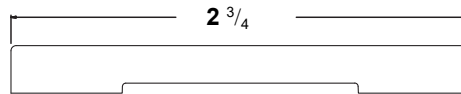
Inside Casing - 2 1/8"										
Finish	96"			120"						
	Pine	Maple	Oak	Pine	Maple	Oak	Cherry	Mahog- any	Douglas Fir	Alder
Unfinished	9067316	9064335	9064417	9068749	9068751	9068750	9140911	9140912	9140910	9140913
White	9013179	9055406	9040761	9013180	9040762	9055403				-
Clear Coat	9013183	9013187	9013185	9013184	9013188	9013186				-
Cinnamon	9013207	9013211	9013209	9013208	9013212	9013210				-
Mocha	9013195	9013199	9013197	9013196	9013200	9013198				-
Primed	9013181	9055407	9040763	9013182	9040764	9055404				-
Honey	9013201	9013205	9013203	9013202	9013206	9013204				-
Russet	9013189	9013193	9013191	9013190	9013194	9013192				-
Espresso	9013215	9013219	9013217	9013216	9013220	9013218				-
Birch Bark (Bright White)	9013213	9055408	9040765	9013214	9040766	9055405				-
White	9013179	9055406	9040761	9013180	9040762	9055403				-
Terratone	9178875	9178857	9178866	9178830	9178848	9178839				-
Sandtone	9178874	9178856	9178865	9178829	9178847	9178838				-
Forest Green	9178881	9178863	9178872	9178836	9178854	9178845				-
Canvas	9178873	9178855	9178864	9178828	9178846	9178837				-
Prairie Grass										-
Cocoa Bean	9178880	9178862	9178871	9178835	9178853	9178844				-
Dove Gray	9178879	9178861	9178870	9178834	9178852	9178843				-
Red Rock	9178878	9178860	9178869	9178833	9178851	9178842				-
Black	9178876	9178858	9178867	9178831	9178849	9178840				-
Dark Bronze	9178877	9178859	9178868	9178832	9178850	9178841				-

Joining Components

Inside Casing - 2 3/4"

Note:

Used when a wide bottom rail (A-Series Casement, A-Series Awning or A-Series Specialty) unit is mulled above other A-Series windows or doors.



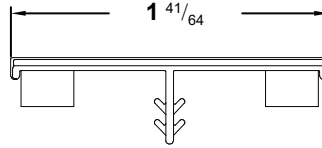
Finish	72"			96"						
	Pine	Maple	Oak	Pine	Maple	Oak	Cherry	Mahog- any	Douglas Fir	Alder
Unfinished	9067322	9064398	9064485	9067323	9068753	9068752	9140915	9140916	9140914	9140917
White	9031540	9055381	9055383	9055372	9055385	9055394	-	-	-	-
Clear Coat	9031542	9031544	9031543	9055373	9055386	9055395	-	-	-	-
Cinnamon	9031554	9031556	9031555	9055374	9055387	9055396	-	-	-	-
Mocha	9031548	9031550	9031549	9055375	9055388	9055397	-	-	-	-
Primed	9031541	9055382	9055384	9055376	9055389	9055398	-	-	-	-
Honey	9031551	9031553	9031552	9055377	9055390	9055399	-	-	-	-
Russet	9031545	9031547	9031546	9055378	9055391	9055400	-	-	-	-
Espresso	9031558	9031560	9031559	9055379	9055392	9055401	-	-	-	-
Birch Bark (Bright White)	9031557	9040611	9040610	9055380	9055393	9055402	-	-	-	-

A-Series Hinged Doors (2008 to Present)

Single, 2-Panel, 3-Panel, and Stationary

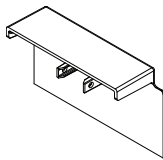
Joining Components

Trim Strip - LVL Joining



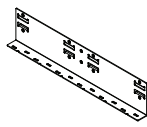
Color	Size					
	31	68	611	80	100	104
	Length					
	36 ³ / ₃₂	79 ⁹ / ₃₂	82 ³ / ₁₆	95 ⁹ / ₃₂	119 ⁹ / ₃₂	123 ¹¹ / ₃₂
White	9044058	9044062	9044063	9044064	9044066	9044065
Terratone	9044098	9044130	9044138	9044146	9044162	9044154
Sandtone	9044068	9044072	9044073	9044074	9044076	9044075
Forest Green	9044099	9044131	9044139	9044147	9044163	9044155
Canvas	9044078	9044082	9044083	9044084	9044086	9044085
Prairie Grass	9044103	9044135	9044143	9044151	9044167	9044159
Cocoa Bean	9044102	9044134	9044142	9044150	9044166	9044158
Dove Gray	9044088	9044092	9044093	9044094	9044096	9044095
Red Rock	9044100	9044132	9044140	9044148	9044164	9044156
Black	9044101	9044133	9044141	9044149	9044165	9044157
Dark Bronze	9044104	9044136	9044144	9044152	9044168	9044160

End Cap - LVL/FGL



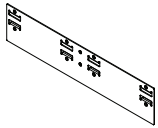
Color	Order No.
White	9043111
Terratone	9043119
Sandtone	9043110
Forest Green	9043118
Canvas	9043112
Prairie Grass	9043117
Cocoa Bean	9043116
Dove Gray	9043113
Red Rock	9043114
Black	9043115
Dark Bronze	9043120

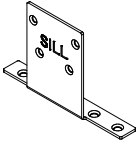
Gusset Plate - Flanged / LVL / 18"



Order No.
3020004

Joining Components

Gusset Plate - Straight / LVL / 18"		
		Order No.
		9023934

Bracket - Sill / LVL / 4 9/16"		
		Order No.
		9043121

Screw - Bracket		
		Order No.
		3020011

Screw Package - 1" LVL Screw			
	Package Includes:	Qty	Order No.
	Screw, 10-12 x 1.000 Cross recess flat HD Type 17	18	9017653

Screw Package - 1.75" LVL Screw			
	Package Includes:	Qty	Order No.
	Screw, 10-12 X 1-3/4 Cross recess flat HD Type 17	18	9017652

Screw Package - 2" LVL Screw			
	Package Includes:	Qty	Order No.
	Screw, 10-12 x 1-3/4 Cross recess flat HD Type 17	18	9017654

Screw Package - 2.5" LVL Screw			
	Package Includes:	Qty	Order No.
	Screw, 10-12 x 2-1/2 typ 17 PH FL STL ZY	18	9017651

Screw Package - 3" LVL Screw			
	Package Includes:	Qty	Order No.
	Screw, 10-12 x 3.000 typ 17 PH FL STL ZY	18	9017650

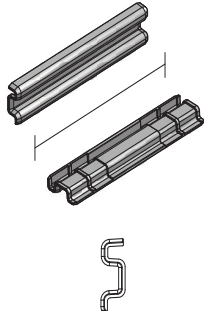
A-Series Hinged Doors (2008 to Present)

Single, 2-Panel, 3-Panel, and Stationary

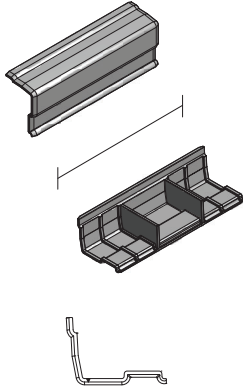
Joining Components

Mull Cover Kits

Mull Cover Kit - Sill / Standard

		Color	Length 4 1/8	Order No.
		Gray		9131768
		Dark Bronze		9131769

Mull Cover Kit - Sill / Drop Channel

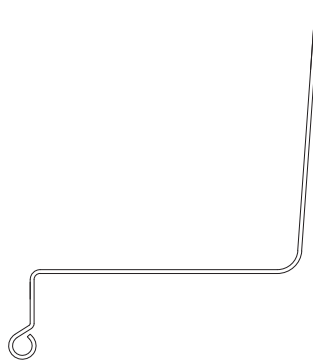
		Color	Length 4 1/8	Order No.
		Gray		9131770
		Dark Bronze		9131771

Joining Components

Universal Drip Cap - Continuous

Note:

Use on side-by-side or vertical joins mulled at the factory or distributor. Consists of 24 gauge aluminum material.



	72"			120"			151 1/2"	
	Package Quantity			Package Quantity			Package Quantity	
	1	10	40	1	10	40	1	10
White	2222525	2222526	2222527	2222546	2222547	2222548	2222555	2222556
Terratone	2222528	2222529	NA	2222549	2222550	NA	2222557	2222558
Sandtone	2222530	2222531	NA	2222551	2222552	NA	2222559	2222560
Forest Green	2222532	2222533	NA	2222553	2222554	NA	2222561	2222562
Canvas	9003116	9003117	NA	9003126	9003127	NA	9003130	9003131
Prairie Grass	9003565	9003566	NA	9003573	9003574	NA	9003581	9003582
Cocoa Bean	9003118	9003119	NA	9003128	9003129	NA	9003132	9003133
Dove Gray	9003563	9003564	NA	9003571	9003572	NA	9003579	9003580
Red Rock	9003559	9003560	NA	9003567	9003568	NA	9003575	9003576
Black	9003561	9003562	NA	9003569	9003570	NA	9003577	9003578
Dark Bronze	9020502	9020503	NA	9020504	9020505	NA	9020506	9020507

A-Series Stormwatch® Protection (Coastal Product)

Note:

Andersen® products with Stormwatch® protection are designed for use in coastal areas. They feature design pressure upgrades, glass options, and structural enhancements. The parts listed in this section are exclusive to the Stormwatch® line.

Parts shared with standard doors are listed in the standard product pages of the section.

Panels - Active

Active Panels / Single (Impact Resistant)

Note:

Impact Resistant replacement panels for standard and custom-sized doors are made to order.

Exterior color options:

White, Terratone, Sandtone, Forest Green, Canvas, Prairie Grass, Cocoa Bean, Dove Gray, Red Rock, Black or Dark Bronze.

Interior species/finish/color options:

Pine, Maple, Oak, Mahogany, Douglas Fir, Cherry, Pine, Clear Coat, Cinnamon, Mocha, Honey, Russet, Espresso, White, Birch Bark, Primed, Terratone, Sandtone, Forest Green, Canvas, Prairie Grass, Cocoa Bean, Dove Gray, Red Rock, Dark Bronze or Black

Glass options:

Low E4 Tempered Impact Resistant, Low E4 Smart Sun Tempered Impact Resistant, Low E4 Sun Tempered Impact Resistant, Low E4 HeatLock Tempered Impact Resistant, Low E4 Smart Sun HeatLock Tempered Impact Resistant, Low E4 Sun HeatLock Tempered Impact Resistant, Laminated Monolithic in Gray or Clear

To order, state:

Product ID (from product label, see [Service Guide 9051877](#))

OR

- 1. Unit or frame size (FVHID XXXX or frame W x H dimensions)**
- 2. Description of part (Active Panel)**
- 3. Handing (Right, Left)**
- 4. Exterior color of panel**
- 5. Interior wood species of panel**
- 6. Interior finish/color of panel**
- 7. Stop profile (Traditional, Contemporary)**
- 8. Grille profile (Traditional, Contemporary)**
- 9. Glazing**

Panels - Active

Active Panels / Double / AP or PA (Impact Resistant)

Note:

Impact Resistant replacement panels for standard and custom-sized doors are made to order.

Exterior color options:

White, Terratone, Sandtone, Forest Green, Canvas, Prairie Grass, Cocoa Bean, Dove Gray, Red Rock, Black or Dark Bronze.

Interior species/finish/color options:

Pine, Maple, Oak, Mahogany, Douglas Fir, Cherry, Pine, Clear Coat, Cinnamon, Mocha, Honey, Russet, Espresso, White, Birch Bark, Primed, Terratone, Sandtone, Forest Green, Canvas, Prairie Grass, Cocoa Bean, Dove Gray, Red Rock, Dark Bronze or Black

Glass options:

Low E4 Tempered Impact Resistant, Low E4 Smart Sun Tempered Impact Resistant, Low E4 Sun Tempered Impact Resistant, Low E4 HeatLock Tempered Impact Resistant, Low E4 Smart Sun HeatLock Tempered Impact Resistant, Low E4 Sun HeatLock Tempered Impact Resistant, Laminated Monolithic in Gray or Clear

To order, state:

Product ID (from product label, see [Service Guide 9051877](#))

OR

1. Unit or frame size (FWHID XXXX or frame W x H dimensions)
2. Description of part (Active/Double AP, Active/Double PA)
3. Exterior color of panel
4. Interior wood species of panel
5. Interior finish/color of panel
6. Stop profile (Traditional, Contemporary)
7. Grille profile (Traditional, Contemporary)
8. Glazing

Passive Panels (Impact Resistant)

Note:

Impact Resistant replacement panels for standard and custom-sized doors are made to order.

Exterior color options:

White, Terratone, Sandtone, Forest Green, Canvas, Prairie Grass, Cocoa Bean, Dove Gray, Red Rock, Black or Dark Bronze.

Interior species/finish/color options:

Pine, Maple, Oak, Mahogany, Douglas Fir, Cherry, Pine, Clear Coat, Cinnamon, Mocha, Honey, Russet, Espresso, White, Birch Bark, Primed, Terratone, Sandtone, Forest Green, Canvas, Prairie Grass, Cocoa Bean, Dove Gray, Red Rock, Dark Bronze or Black

Glass options:

Low E4 Tempered Impact Resistant, Low E4 Smart Sun Tempered Impact Resistant, Low E4 Sun Tempered Impact Resistant, Low E4 HeatLock Tempered Impact Resistant, Low E4 Smart Sun HeatLock Tempered Impact Resistant, Low E4 Sun HeatLock Tempered Impact Resistant, Laminated Monolithic in Gray or Clear

To order, state:

Product ID (from product label, see [Service Guide 9051877](#))

OR

1. **Unit or frame size (FWHID XXXX or frame W x H dimensions)**
2. **Description of part (Passive Panel)**
3. **Handing (Right, Left)**
4. **Exterior color of panel**
5. **Interior wood species of panel**
6. **Interior finish/color of panel**
7. **Stop profile (Traditional, Contemporary)**
8. **Grille profile (Traditional, Contemporary)**
9. **Glazing**

Panels - Passive

Panel Astragal - One Piece / Stainless Steel (Impact Resistant)

Note:

Astragal comes complete with transition plates and screws.

Panel astragal is available in the following finishes:

Exterior color options: White, Terratone, Sandtone, Forest Green, Canvas, Prairie Grass, Cocoa Bean, Dove Gray, Red Rock, Black or Dark Bronze.

Interior species/finish/color options: Pine, Maple, Oak, Mahogany, Douglas Fir, Cherry, Pine, Clear Coat, Cinnamon, Mocha, Honey, Russet, Espresso, White, Birch Bark, Primed, Terratone, Sandtone, Forest Green, Canvas, Prairie Grass, Cocoa Bean, Dove Gray, Red Rock, Dark Bronze or Black

To order, state:

1. Description of Part (IR Panel Astragal AP Unit or IR Panel Astragal PA Unit)
2. Quantity
3. Product ID (from product label, see [page 11](#))
4. Options Desired (if different than original product)

Stationary Panels (Impact Resistant)

Note:

Impact Resistant replacement panels for standard and custom-sized doors are made to order.

Exterior color options:

White, Terratone, Sandtone, Forest Green, Canvas, Prairie Grass, Cocoa Bean, Dove Gray, Red Rock, Black or Dark Bronze.

Interior species/finish/color options:

Pine, Maple, Oak, Mahogany, Douglas Fir, Cherry, Pine, Clear Coat, Cinnamon, Mocha, Honey, Russet, Espresso, White, Birch Bark, Primed, Terratone, Sandtone, Forest Green, Canvas, Prairie Grass, Cocoa Bean, Dove Gray, Red Rock, Dark Bronze or Black

Glass options:

Low E4 Tempered Impact Resistant, Low E4 Smart Sun Tempered Impact Resistant, Low E4 Sun Tempered Impact Resistant, Low E4 HeatLock Tempered Impact Resistant, Low E4 Smart Sun HeatLock Tempered Impact Resistant, Low E4 Sun HeatLock Tempered Impact Resistant, Laminated Monolithic in Gray or Clear

To order, state:

Product ID (from product label, see [Service Guide 9051877](#))

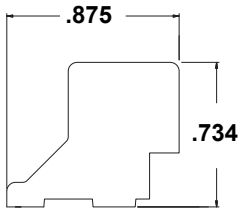
OR

1. Unit or frame size (FWHID XXXX or frame W x H dimensions)
2. Description of part (Stationary Panel)
3. Exterior color of panel
4. Interior wood species of panel
5. Interior finish/color of panel
6. Stop profile (Traditional, Contemporary)
7. Grille profile (Traditional, Contemporary)
8. Glazing

Shared Panel Parts

Glass Stops

Traditional Glass Stop - Rail & Stile / Laminated Monolithic



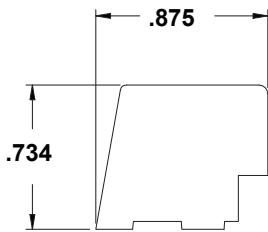
Note:

Glass stops for custom glazed doors are made to order. Product ID label is located on the top of the operating panel.

To order, state:

1. **Description of Part (Glass Stop, Rail or Stile)**
2. **Unit Dimension (Width x Height)**
3. **Quantity**
4. **Product ID (from product label), see [Service Guide 9051877](#).**

Contemporary Glass Stop - Rail & Stile / Laminated Monolithic



Note:

Glass stops for custom glazed doors are made to order. Product ID label is located on the top of the operating panel.

To order, state:

1. **Description of Part (Glass Stop, Rail or Stile)**
2. **Unit Dimension (Width x Height)**
3. **Quantity**
4. **Product ID (from product label), see [Service Guide 9051877](#).**

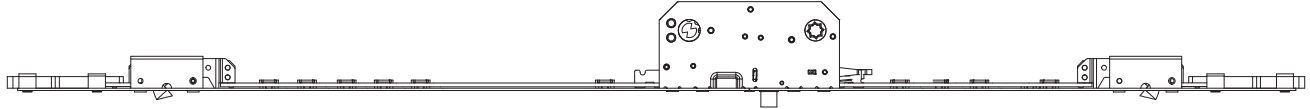
A-Series Hinged Doors (2008 to Present)

A-Series Stormwatch® Protection (Coastal Product)

Hardware

Lock Mechanism

Lock Mechanism - 5-point / Active



Note:

The 5-point active lock mechanism is used on double active Stormwatch® (AP/PA) units. Single active Stormwatch® units use the standard 3 -point active lock mechanism [page 113](#)

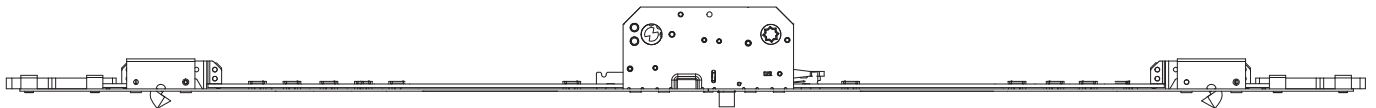
Unit No.	Length	Order No.
FWH68	76 ⁷ / ₁₆	9014690
FWH611	79 ⁵ / ₁₆	9014691
FWH76	86 ⁷ / ₁₆	By Description
FWH80	92 ⁷ / ₁₆	9014692

Lock Mechanism (Impact Resistant) - High Corrosion Resistant

Note: Edge of the door will have a clear 4 5/8 x 3/4 label.



Lock Mechanism - 5-point / Active / High Corrosion Resistant



Note:

The 5-point active lock mechanism is used on double active Stormwatch® (AP/PA) units. Single active Stormwatch® units use the standard 3 -point active lock mechanism. [page 114](#)

Unit No.	Length	Order No.
FWD68	76 ⁷ / ₁₆	9055466
FWD611	79 ⁵ / ₁₆	9055467
FWD76	86 ⁷ / ₁₆	By Description
FWD80	92 ⁷ / ₁₆	9055468

Fasteners

Hinge Installation Kit with Screws - Impact Resistant

	1 & 2	3	Kit Includes:	Single and 2 Panel	3 Panel
	(2)	(2)	Corner Gasket	9031740	9031741
	(1)	(1)	Allen Wrench		
	(1)	(1)	Adjustment Guide 0005413		
	(1)	(1)	Temporary Lock Handle		
	(3)	(4)	Sill Clip		
	(12)	(16)	1" x #10 Stainless Steel Screws		
	(8)	(6)	3" x #10 Stainless Steel Screws		
(16)	(18)	3" x #10 Installation Screws			
(1)	(1)	Product I.D. Sheet			

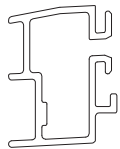
Sill

Channel / Sill Drop Nose Kit (Impact Resistant)

Sill Drop Nose Channel with Screws

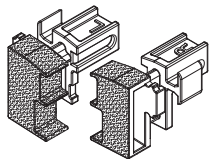
Note:

Sits horizontally on exterior edge of sill. Unit sizes over 96 inches will ship with two drop nose channels.



Unit No.	Number of Holes	Length	Gray	Bronze
FWHID 21	3	22 1/4	9017873	9017905
FWHID 27	3	28 1/4	9017874	9017906
FWHID 29	3	30 1/46	9017875	9017907
FWHID 31	4	34 1/4	9017876	9017908
FWHID 33	4	36 1/4	9017877	9017909
FWHID 40 - AP/PA	4	45 7/16	9017878	9017910
FWHID 50 - AP/PA	5	57 7/16	9017879	9017911
FWHID 54 - AP/PA	5	61 7/16	9017880	9017912
FWHID 60 - AP/PA	5	69 7/16	9017881	9017913
FWHID 64 - AP/PA	5	73 7/16	9017882	9017914
FWHID 711 - 3 Panel	6	92 9/16	9017883	9017915
FWHID 711 - 4 Panel	6	92 5/8	9017886	9017918
FWHID 811 - 3 Panel - 2 Piece	5	51 7/8	9017884	9017916
FWHID 811 - 4 Panel - 2 Piece	5	51 16/15	9017887	9017919
FWHID 93 - 4 Panel - 2 Piece	5	53 16/15	9017888	9017920
FWHID 96 - 3 Panel - 2 Piece	5	54 7/8	9017885	9017917
FWHID 911 - 4 Panel - 2 Piece	5	57 16/15	9017889	9017921
FWHID 103 - 4 Panel - 2 Piece	5	59 16/15	9017890	9017922

End Cap / Sill Drop Nose



Gray		Black	
Left	Right	Left	Right
9017989	9017990	9017991	9017992

Screw Package / Sill Drop Nose

Note:

FWD11 2-Weep Hole Covers, 1- LH and 1-RH End Cap and 7-#8-15 x 1-1/4" 302 SS PH PN Screw

FWD17 4-Weep Hole Covers, 2- LH and 2-RH End Cap and 13-#8-15 x 1-1/4" 302 SS PH PN Screw

Gray		Bronze	
FWD11	FWD17	FWD11	FWD17
9019761	9019763	9019762	9019764

A-Series Hinged Doors (2008 to Present)

Service Replacement

Service Replacement

Service Replacement Only Parts

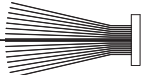
Service Replacement Only Parts

Note:

This section is specifically designed for parts that should only be ordered if a Field Service Manager/Service Provider has requested them to be ordered or if the customer agrees to also pay for a non-warranty repair/replace service job (subject to availability) for these parts to be installed. We do not recommend anyone other than a trained AW employee or Service Provider install these parts due to the complexity of installation, modifications required for installation and/or requirement of special tools.

Weatherstrip - Watershed

Weatherstrip - Fin Pile

		Size	Order No.
		50 FT	9134936

Service Replacement Only Parts

Exterior / Interior Grilles - Permanently Applied / Taped

Exterior Grilles - Taped / Chamfer A

Note:

Permanently applied grilles can only be ordered by Andersen Territory Service Representatives, Andersen Service Dealers and Providers.

	Color	Length	3/4"	7/8"	1 1/8"	2 1/4"
	White	96	1284329	1284330	1284331	1284332
	Terratone	96	9011971	9011972	9011973	9011974
	Sandtone	96	1284325	1284326	1284327	1284328
	Forest Green	96	9011967	9011968	9011969	9011970
	Canvas	96	1284357	1284358	1284359	1284360
	Prairie Grass	96	9011991	9011992	9011993	9011994
	Cocoa Bean	96	9011987	9011988	9011989	9011990
	Dove Gray	96	9011983	9011984	9011985	9011986
	Red Rock	96	9011975	9011976	9011977	9011978
	Black	96	9011979	9011980	9011981	9011982
	Dark Bronze	96	9020289	9020290	9020291	9020292
Unfinished	96	9011963	9011964	9011965	9011966	

Exterior Grilles - Taped / Contemporary

Note:

Permanently applied grilles can only be ordered by Andersen Territory Service Representatives, Andersen Service Dealers and Providers.

Contact your local [Andersen Service Provider](#). ✕

	Color	96"				144"			
		5/8"	3/4"	2 1/4"	3 1/2"	5/8"	3/4"	2 1/4"	3 1/2"
	White	9192846	9189462	9189463	9189407	9192877	9189480	9189481	9192878
	Terratone	9192852	9192853	9192854	9192855	9192885	9192886	9192887	9192888
	Sandtone	9192845	9189460	9189461	9189406	9192875	9189478	9189479	9192876
	Forest Green	9192848	9192849	9192850	9192851	9192881	9192882	9192883	9192884
	Canvas	9192847	9189468	9189469	9189410	9192879	9189492	9189493	9192880
	Prairie Grass	9192873	9189476	9189477	9189452	9192907	9189506	9189507	9192908
	Cocoa Bean	9192869	9192870	9192871	9192872	9192903	9192904	9192905	9192906
	Dove Gray	9192868	9189474	9189475	9189453	9192901	9189504	9189505	9192902
	Red Rock	9192864	9192865	9192866	9192867	9192897	9192898	9192899	9192900
	Black	9192860	9192861	9192862	9192863	9192893	9192894	9192895	9192896
	Dark Bronze	9192856	9192857	9192858	9192859	9192889	9192890	9192891	9192892

A-Series Hinged Doors (2008 to Present)

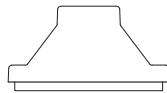
Service Replacement




Service Replacement Only Parts

Interior Grilles - Taped / Chamfer A

Note:

Permanently applied grilles can only be ordered by Andersen Territory Service Representatives, Andersen Service Dealers and Providers. Contact your local [Andersen Service Provider](#). ❌



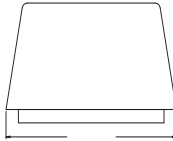
	Length	Pine			
		3/4"	7/8"	1 1/8"	2 1/4"
 <p>PINE</p>	22"	2321131	2321136	2321141	2321146
	34"	2321132	2321137	2321142	2321147
	44"	2321133	2321138	2321143	2321148
	60"	2321134	2321139	2321144	2321149
	84"	2321135	2321140	2321145	2321150
	 <p>OAK</p>		Oak		
		3/4"	7/8"	1 1/8"	2 1/4"
22"		2321111	2321116	2321121	2321126
34"		2321112	2321117	2321122	2321127
44"		2321113	2321118	2321123	2321128
60"		2321114	2321119	2321124	2321129
 <p>MAPLE</p>		Maple			
		3/4"	7/8"	1 1/8"	2 1/4"
	22"	2321010	2321015	2321020	2321025
	34"	2321011	2321016	2321021	2321026
	44"	2321012	2321017	2321022	2321027
	60"	2321013	2321018	2321023	2321028
84"	2321014	2321019	2321024	2321029	




Service Replacement Only Parts

Interior Grilles - Taped / Contemporary

Note:

Permanently applied grilles can only be ordered by Andersen Territory Service Representatives, Andersen Service Dealers and Providers. Contact your local [Andersen Service Provider](#). ✂




	Length	Quantity	Pine			
			5/8"	3/4"	2 1/4"	3 1/2"
	84"	12	9199226	9199227	9199228	9199229
	Oak					
	84"	12	9199222	9199223	9199224	9199225
	Maple					
	84"	12	9199218	9199219	9199220	9199221

Shims

Gasket Shim

	Order No.
	8286001

Hinge Shim

		Order No.
		2579730

Narrow Mullion Joining Components

A-Series Hinged Doors (2008 to Present)

Service Replacement

Service Replacement Only Parts

Narrow Mullion Trim Strip - Vinyl / Exterior			
	Length	Order No.	Order No.
	35 ¹ / ₁₆	White	2579617
		Terratone	2668701
		Sandtone	0924701
		Forest Green	1267812

Service Replacement Only Parts
