

<b>What's in This Section</b>
-------------------------------

<b>Single Panel, 2-Panel, 3-Panel and 4-Panel</b> .....	<b>Page 5</b>
<b>Parts Illustration</b> .....	<b>5</b>
Parts Illustration - 2-Panel .....	5
Parts Illustration - 3-Panel .....	6
Parts Illustration - 4-Panel .....	7
Color Options Exterior .....	8
Color / Finish Options Interior .....	9
<b>Unit Sizes</b> .....	<b>10</b>
Standard and Custom Door Sizes .....	10
A Series Product Label .....	10
Unit Size Chart - Single Panel and 2-Panel Doors .....	11
Unit Size Chart - 3-Panel and 4-Panel Doors .....	12
Panel Handing .....	13
<b>Product History</b> .....	<b>14</b>
Product History .....	14
<b>Panels - Operating</b> .....	<b>15</b>
Operating Panel Graphic .....	15
Operating Panel Size Table .....	16
Operating Panel Options .....	17
Astragal - Operating / 4-Panel .....	18
Astragal Parts .....	18
Glass Stops - Operating .....	19
Trim Piece - Operating Panel .....	24
Interlock Set - Operating/Stationary .....	25
Panel Parts - Operating .....	26
Cartons .....	27
<b>Panels - Stationary</b> .....	<b>28</b>
Stationary Panel Graphic .....	28
Stationary Panel Size Table .....	29
Stationary Panel Options .....	30
Glass Stops - Stationary .....	31
Panel Stops - Stationary .....	36
Interlock Set - Operating/Stationary .....	37
Filler .....	39
Panel Parts - Stationary .....	40
Panel Clips - Stationary/Sidelight/Transom .....	42
Cartons .....	42
<b>Insect Screens</b> .....	<b>43</b>

Standard Gliding Insect Screen Graphic .....	43
Standard Gliding Insect Screens .....	44
Top Hung Gliding Insect Screen Graphic .....	46
Top Hung Gliding Insect Screens .....	47
Gliding and Top Hung Insect Screen Guides .....	49
Insect Screens Parts-Top Hung and Standard Insect Screens .....	52
Rescreening Kits - Gliding Insect Screens .....	56
Retractable Insect Screens ( <i>April 2024 - Present</i> ) .....	57
Vintage Retractable Insect Screens ( <i>2008 - April 2024</i> ) .....	58
Vintage Retractable Insect Screen Parts ( <i>2008 - April 2024</i> ) .....	58
<b>Grilles .....</b>	<b>65</b>
Traditional Interior Grilles - Standard / Custom .....	65
Contemporary Interior Grilles - Standard / Custom .....	66
Interior Grille Parts and Tools .....	67
<b>Hardware .....</b>	<b>68</b>
Hardware - Tribeca® .....	68
Hardware - Anvers® .....	71
Hardware - Newbury® .....	74
Hardware - Covington™ .....	78
Hardware - Whitmore® .....	81
Hardware - Encino® .....	84
Hardware - Yuma® .....	87
Hardware - Albany .....	90
Hardware - Flush Mount .....	93
Shared Trim Set Parts .....	94
Lock Parts .....	97
Lock / Keeper - Multi-Point .....	98
Lock / Keeper - Flushmount .....	99
Screw Packages - Unit / Frame / Panel / Astragal .....	102
Fasteners .....	106
<b>Frames .....</b>	<b>107</b>
Frame Assembly Graphic - Stationary .....	107
Frame Assembly Graphic - 2-Panel and 4-Panel .....	108
Stops .....	109
Installation Flanges .....	113
Installation Kit .....	113
Sill Parts .....	114
Filler with Weatherstrip .....	116
Bracket - 4 Panel .....	116
Fastener Covers .....	116
Frame Parts and Hardware .....	117
Fasteners .....	120
Extension Jamb Kits .....	121
Extension Jamb / Wood / Lineal .....	122

<b>Joining Components</b> .....	<b>123</b>
Fiberglass Joining Exploded View .....	123
Fiberglass Joining Kits .....	124
Fiberglass Joining Hardware Kits .....	125
Fiberglass Joining Kit Components .....	126
Vintage LVL Joining Kit Components .....	131
Support Mull Kits .....	135
Mull Cover Kits .....	136
Universal Drip Cap - Continuous .....	137
<b>Stormwatch® Protection (Coastal Product)</b> .....	<b>Page 139</b>
<b>Panels - Operating</b> .....	<b>139</b>
Operating Panel Options .....	139
Panel Parts - Operating .....	140
<b>Panels - Stationary</b> .....	<b>141</b>
Stationary Panel Options .....	141
Panel Parts - Stationary .....	142
<b>Hardware</b> .....	<b>143</b>
Screw Packages - Unit / Frame / Panel / Astragal / Stiffener .....	143
<b>Frames</b> .....	<b>146</b>
Fasteners .....	146
<b>Service Replacement</b> .....	<b>Page 147</b>
<b>Service Replacement Only Parts</b> .....	<b>147</b>
Service Replacement Only Parts .....	147
Exterior / Interior Grilles - Permanently Applied / Taped .....	147
Channel - Sill Drop Nose Kit (Impact Resistant) .....	150

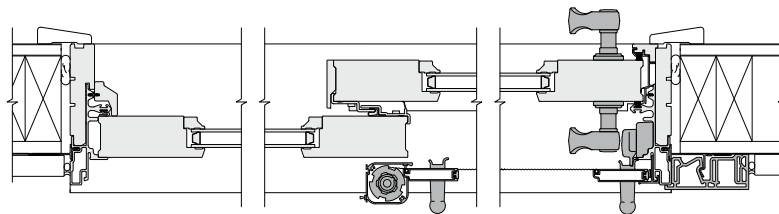
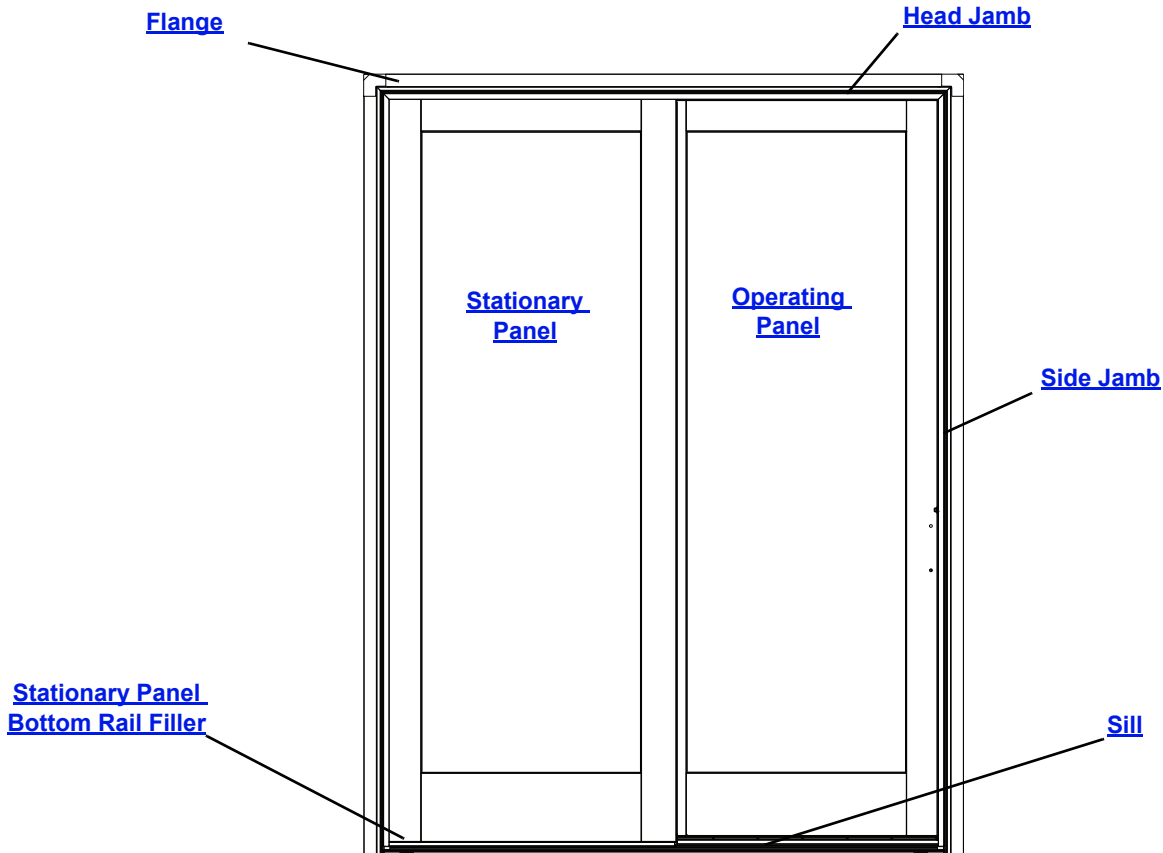


# A-Series Gliding Doors (2008 to Present)

Single Panel, 2-Panel, 3-Panel and 4-Panel

## Parts Illustration

### Parts Illustration - 2-Panel



Horizontal Section - 2-Panel (R)

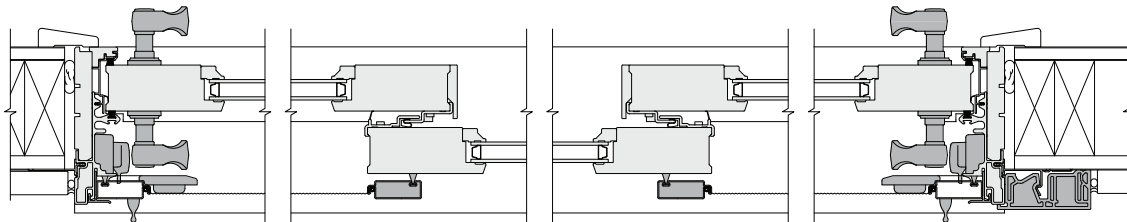
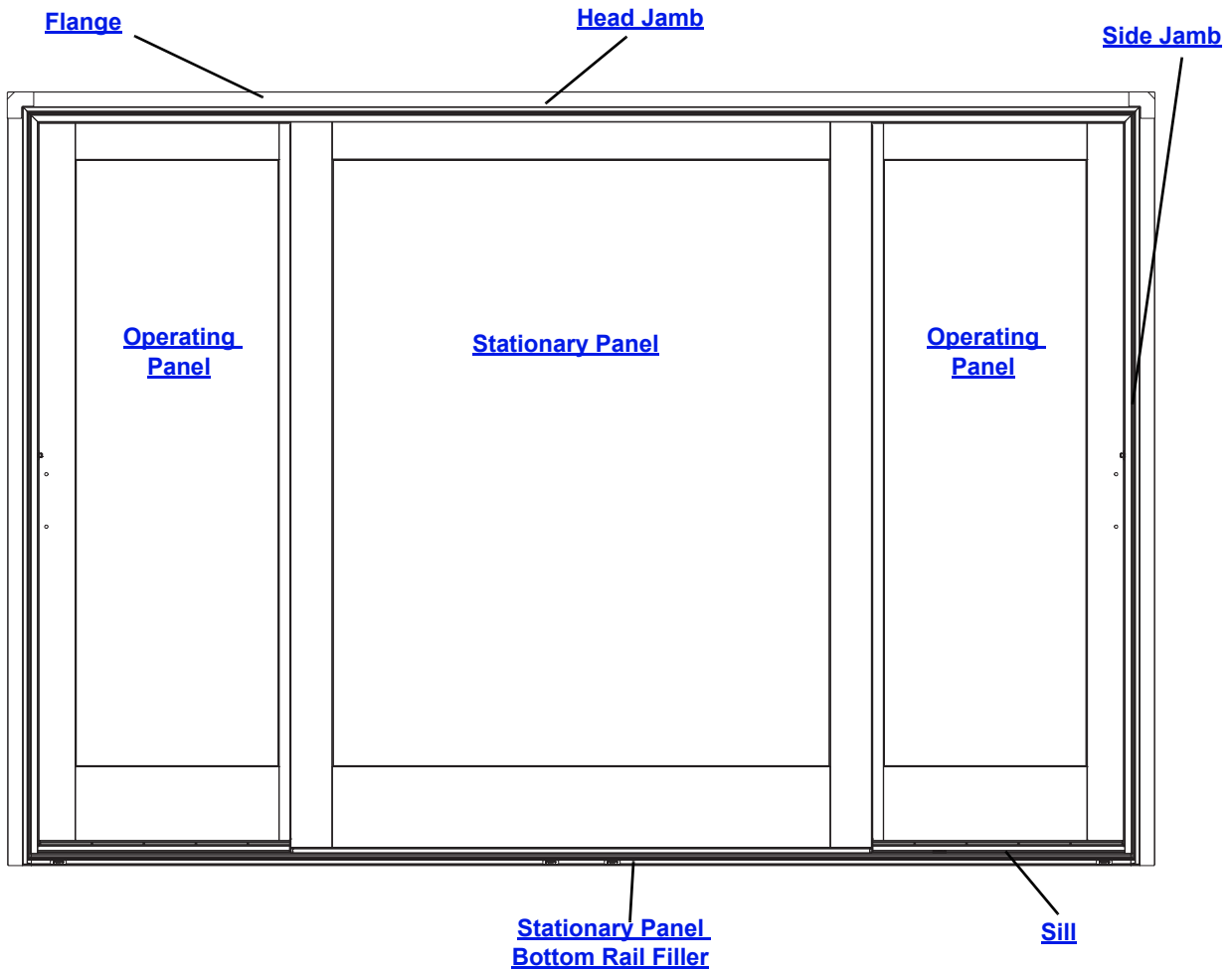
Manufactured 2008 to Present

### A-Series Gliding Unit Parts - 2-Panel

*Unit viewed from exterior.*

## Parts Illustration

### Parts Illustration - 3-Panel



Horizontal Section - 3-Panel

Manufactured 2008 to Present

**A-Series Gliding Unit Parts - 3-Panel**

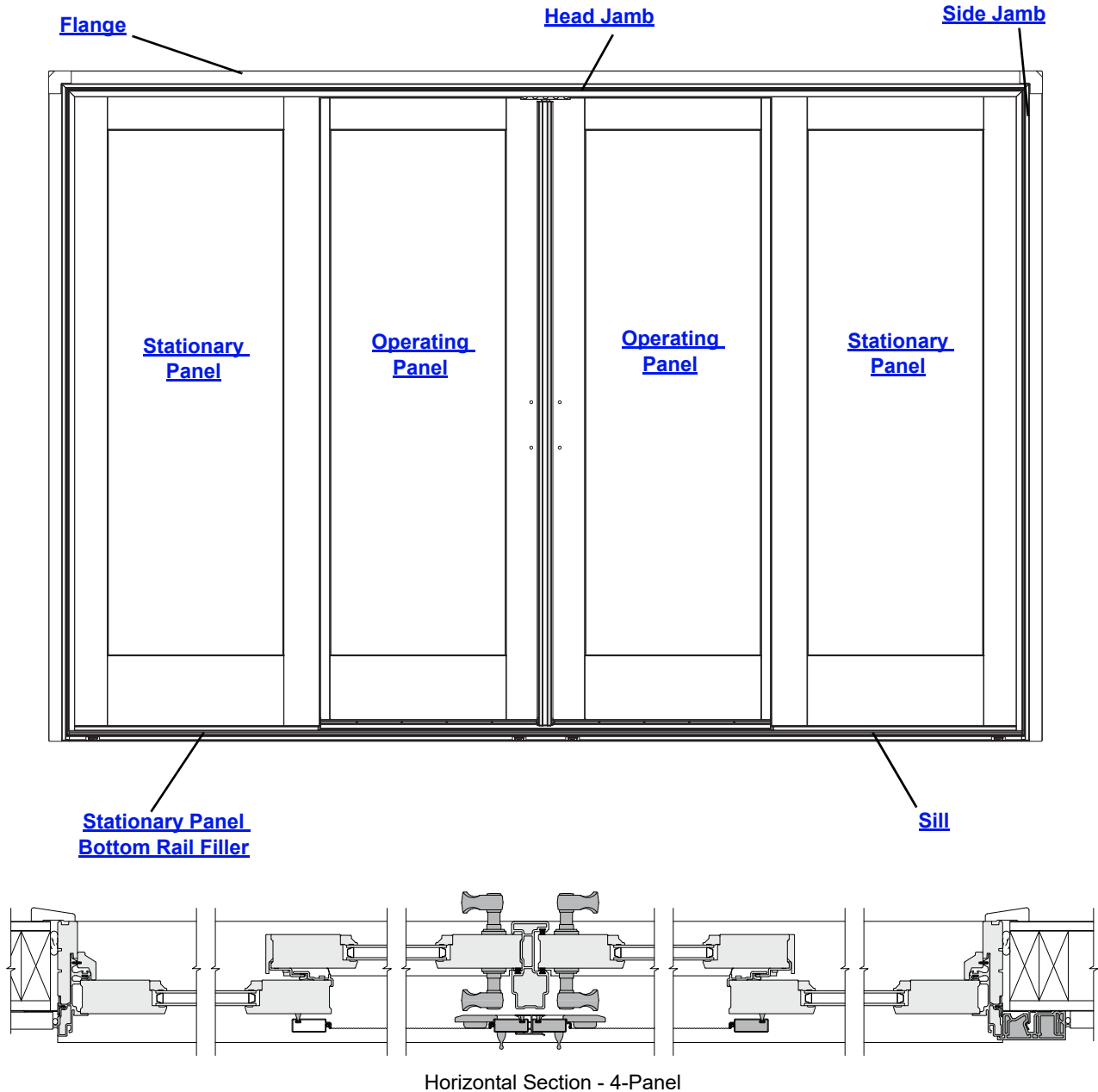
*Unit viewed from exterior.*

# A-Series Gliding Doors (2008 to Present)

Single Panel, 2-Panel, 3-Panel and 4-Panel

## Parts Illustration

### Parts Illustration - 4-Panel



Horizontal Section - 4-Panel

Manufactured 2008 to Present

**A-Series Gliding Unit Parts - 4-Panel**


*Unit viewed from exterior.*

## Parts Illustration

### Color Options Exterior

Note:


[Latest Exterior color options.](#)



White




Sandtone



Canvas



Prairie Grass



Terratone




Forest Green



Dove Gray



Dark Bronze



Cocoa Bean



Red Rock



Black



# A-Series Gliding Doors (2008 to Present)

Single Panel, 2-Panel, 3-Panel and 4-Panel

## Parts Illustration

### Color / Finish Options Interior

**Note:**

See [interior species/finish/color options](#). See iQ+ for specific configuration options.

#### Interior Stains



Honey



Natural



Cinnamon



Russet



Mocha



Espresso

#### Interior Species



Pine



Maple



Vertical Grain  
Douglas Fir



Oak




Cherry




Mahogany


#### Interior Colors / Painted & Primed



White



Birch Bark



Primed



Sandtone



Canvas



Terratone



Forest Green



Dove Gray



Prairie Grass



Cocoa Bean



Red Rock



Black



Dark Bronze

## Unit Sizes

---

### Standard and Custom Door Sizes

**Note:**

A-Series Gliding Doors are available in standard sizes (see standard size charts, [page 11](#)). Replacement parts for some standard doors can be ordered using the numbers listed in this catalog. Many replacement parts for standard doors are made to order.

These items are ordered using the Product ID found on the identification label and a description of the part needed. See [Service Guide 9051877](#).

A-Series Gliding Doors are also available in custom sizes in 1/8" increments between the smallest and the largest standard sizes. Most replacement parts for custom-sized doors are made to order and can be ordered with the Product ID found on the identification label and a description of the part needed. See [Service Guide 9051877](#).

### A Series Product Label

**Note:**

Every A-Series Gliding Door will have an identification label containing a unique Product ID. The Product ID on A-Series Gliding Doors will be located at the top of the door frame or on top of the operating panel. See [Service Guide 9051877](#). The Product ID may be up to 14 digits long (excluding hyphens), depending on the age of the unit. Replacement parts will also get their own unique Product ID. When ordering replacement parts, providing the Product ID ensures that replacement parts match the specifications.

# A-Series Gliding Doors (2008 to Present)

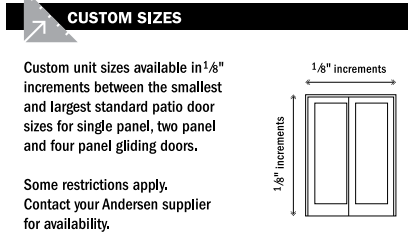
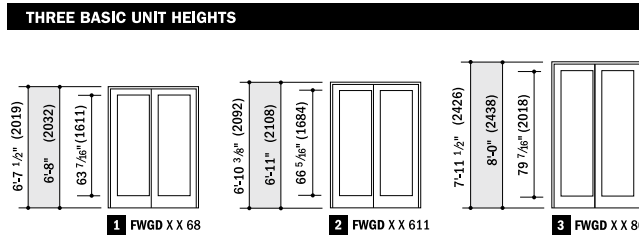
Single Panel, 2-Panel, 3-Panel and 4-Panel

## Unit Sizes

### Unit Size Chart - Single Panel and 2-Panel Doors

#### Note:

Unit Dimension refers to overall outside-to-outside frame. Unobstructed Glass refers to visible glass dimensions. Numbers in parentheses are metric measurements. See [Measuring Visible Glass Video](#). See latest [Product Details](#).



**Table of Basic Unit Sizes— Single Panel and Two Panel Doors**

Scale 1/8" = 1'-0" (1:96)

Unit Dimension	2'-8 3/8"	3'-2 3/8"	3'-8 3/8"	4'-2 3/8"	Exterior views shown. Arrow indicates operation of panel.
(822)	(974)	(1126)	(1279)		
<b>Minimum Rough Opening</b>	2'-9"	3'-3"	3'-9"	4'-3"	
(838)	(991)	(1067)	(1295)		
<b>Unobstructed Glass</b>	21 1/8"	27 1/8"	33 1/8"	39 1/8"	
(537)	(689)	(841)	(994)		
Available in 3 heights					
	<b>1</b> FWGD2968S	FWGD3368S	FWGD3968S	FWGD4368S	
	<b>2</b> FWGD29611S	FWGD33611S	FWGD39611S	FWGD43611S	
	<b>3</b> FWGD2980S	FWGD3380S	FWGD3980S	FWGD4380S	

Unit Dimension	4'-11 1/4"	4'-11 1/4"	5'-11 1/4"	5'-11 1/4"	
(1505)	(1505)	(1810)	(1810)		
<b>Minimum Rough Opening</b>	5'-0"	5'-0"	6'-0"	6'-0"	
(1524)	(1524)	(1829)	(1829)		
<b>Unobstructed Glass</b>	21 1/8", 21 1/8"	21 1/8", 21 1/8"	27 1/8", 27 1/8"	27 1/8", 27 1/8"	
(537) (537)	(537) (537)	(689) (689)	(689) (689)		
Available in 3 heights					
	<b>1</b> FWGD5068L	FWGD5068R	FWGD6068L	FWGD6068R	
	<b>2</b> FWGD50611L	FWGD50611R	FWGD60611L	FWGD60611R	
	<b>3</b> FWGD5080L	FWGD5080R	FWGD6080L	FWGD6080R	

Unit Dimension	6'-11 1/4"	6'-11 1/4"	7'-11 1/4"	7'-11 1/4"	
(2114)	(2114)	(2114)	(2419)	(2419)	
<b>Minimum Rough Opening</b>	7'-0"	7'-0"	8'-0"	8'-0"	
(2133)	(2133)	(2133)	(2438)	(2438)	
<b>Unobstructed Glass</b>	33 1/8", 33 1/8"	33 1/8", 33 1/8"	39 1/8", 39 1/8"	39 1/8", 39 1/8"	
(841) (841)	(841) (841)	(841) (841)	(994) (994)	(994) (994)	
Available in 3 heights					
	<b>1</b> FWGD7068L	FWGD7068R	FWGD8068L	FWGD8068R	
	<b>2</b> FWGD70611L	FWGD70611R	FWGD80611L	FWGD80611R	
	<b>3</b> FWGD7080L	FWGD7080R	FWGD8080L	FWGD8080R	

Manufactured 2008 to Present

### A-Series Gliding Unit Sizes - Single and 2-Panel Doors

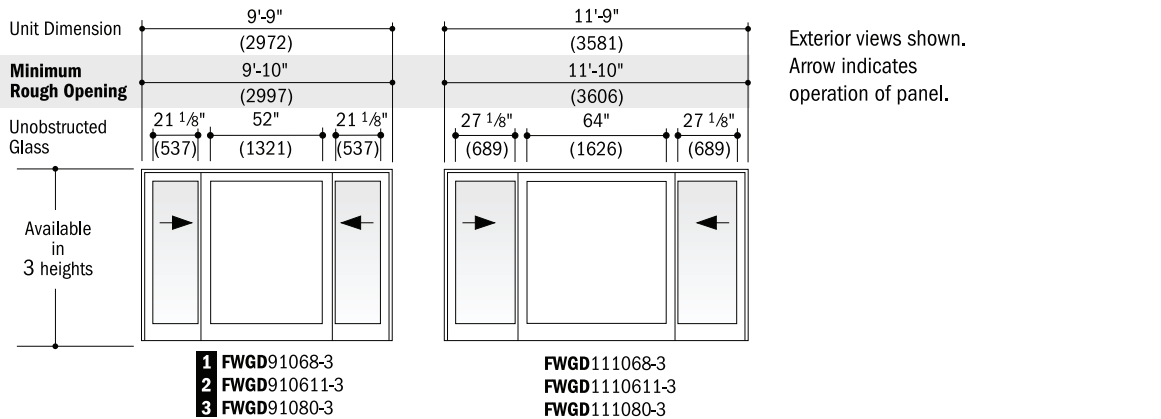
Unit viewed from exterior.

## Unit Sizes

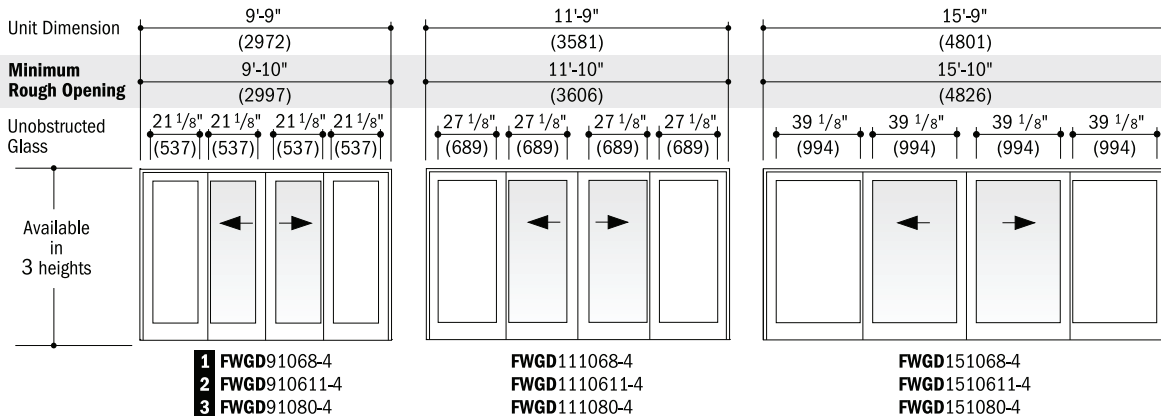
### Unit Size Chart - 3-Panel and 4-Panel Doors

**Note:**

Unit Dimension refers to overall outside-to-outside frame. Unobstructed Glass refers to visible glass dimensions. Numbers in parentheses are metric measurements. See [Measuring Visible Glass Video](#). See latest [Product Details](#).



### 3-Panel (LSR)



### 4-Panel (SRLS)

Manufactured 2008 to Present

### A-Series Gliding Unit Sizes - 3-Panel and 4-Panel Doors

Unit viewed from exterior.

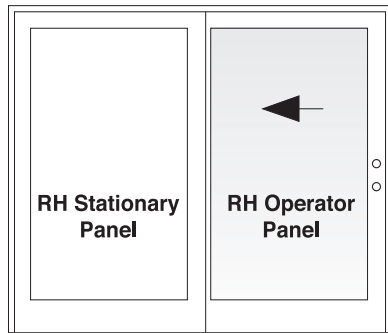
# A-Series Gliding Doors (2008 to Present)

Single Panel, 2-Panel, 3-Panel and 4-Panel

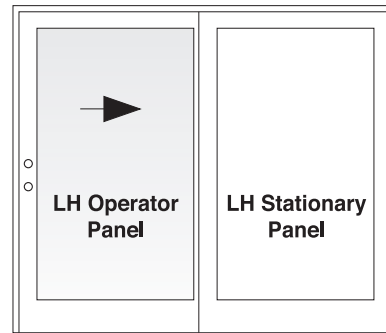
## Unit Sizes

### Panel Handing

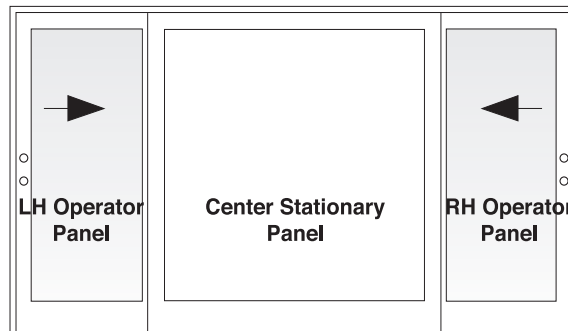
#### As Viewed from the Exterior



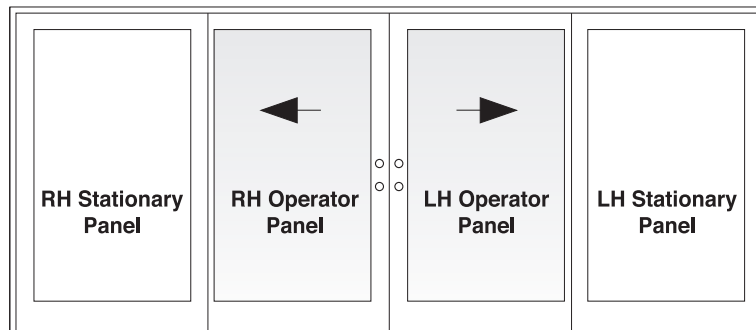
**2-Panel Right Hand (SR)**



**2-Panel Left Hand (LS)**



**3-Panel (LSR)**



**4-Panel (SRLS)**

## Product History

---

### Product History

- 2016** Triple pane glass introduced.
- 2015** HeatLock™ glass introduced.
- 2015** 10' height introduced.
- 2008** Gliding Patio Doors introduced.

# A-Series Gliding Doors (2008 to Present)

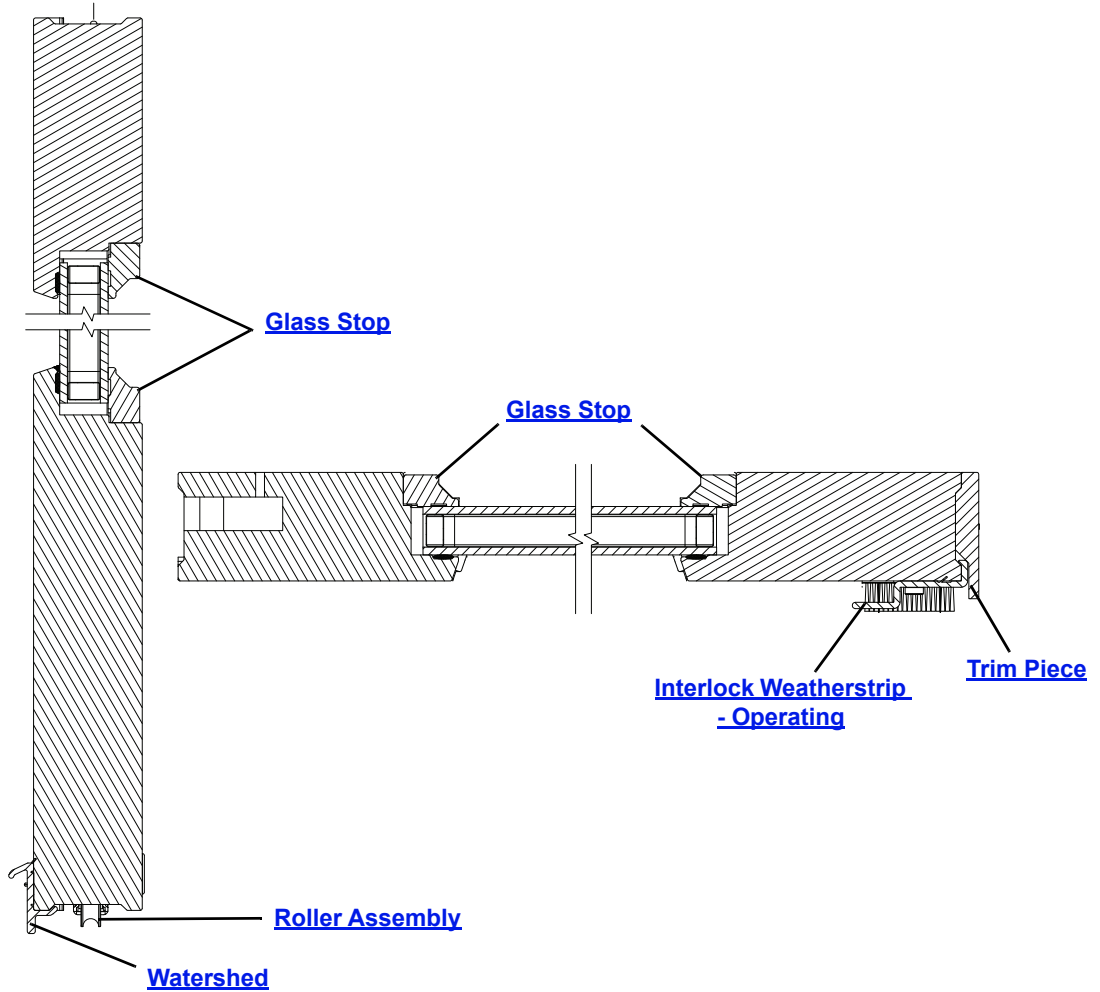
Single Panel, 2-Panel, 3-Panel and 4-Panel

## Panels - Operating

### Operating Panel Graphic

**Note:**

See latest [Product Details](#). Traditional glass stop shown.



A-Series Gliding Operating Panel Assembly

## Panels - Operating

### Operating Panel Size Table

**Note:**

Operating Panel is measured outside edge to outside edge of frame. 1" Finelight™ grille profile is standard.

Unobstructed Glass is dimension from outside edge to outside edge of visible glass only.

Actual Glass is dimension of outside edge to outside edge of glass, including glass that is not visible.

Unit No.	Operating Panel	Unobstructed Glass
FWGD2668	30 × 76 <sup>15</sup> / <sub>32</sub>	21 <sup>1</sup> / <sub>8</sub> × 63 <sup>7</sup> / <sub>16</sub>
FWGD26611	30 × 79 <sup>11</sup> / <sub>32</sub>	21 <sup>1</sup> / <sub>8</sub> × 66 <sup>5</sup> / <sub>16</sub>
FWGD2680	30 × 92 <sup>15</sup> / <sub>32</sub>	21 <sup>1</sup> / <sub>8</sub> × 79 <sup>7</sup> / <sub>16</sub>
FWGD3068	36 × 76 <sup>15</sup> / <sub>32</sub>	27 <sup>1</sup> / <sub>8</sub> × 63 <sup>7</sup> / <sub>16</sub>
FWGD30611	36 × 79 <sup>11</sup> / <sub>32</sub>	27 <sup>1</sup> / <sub>8</sub> × 66 <sup>5</sup> / <sub>16</sub>
FWGD3080	36 × 92 <sup>15</sup> / <sub>32</sub>	27 <sup>1</sup> / <sub>8</sub> × 79 <sup>7</sup> / <sub>16</sub>
FWGD3668	42 × 76 <sup>15</sup> / <sub>32</sub>	33 <sup>1</sup> / <sub>8</sub> × 63 <sup>7</sup> / <sub>16</sub>
FWGD36611	42 × 79 <sup>11</sup> / <sub>32</sub>	33 <sup>1</sup> / <sub>8</sub> × 66 <sup>5</sup> / <sub>16</sub>
FWGD3680	42 × 92 <sup>15</sup> / <sub>32</sub>	33 <sup>1</sup> / <sub>8</sub> × 79 <sup>7</sup> / <sub>16</sub>
FWGD4068	48 × 76 <sup>15</sup> / <sub>32</sub>	39 <sup>1</sup> / <sub>8</sub> × 63 <sup>7</sup> / <sub>16</sub>
FWGD40611	48 × 79 <sup>11</sup> / <sub>32</sub>	39 <sup>1</sup> / <sub>8</sub> × 66 <sup>5</sup> / <sub>16</sub>
FWGD4080	48 × 92 <sup>15</sup> / <sub>32</sub>	39 <sup>1</sup> / <sub>8</sub> × 79 <sup>7</sup> / <sub>16</sub>



# A-Series Gliding Doors (2008 to Present)

Single Panel, 2-Panel, 3-Panel and 4-Panel

## Panels - Operating

### Operating Panel Options

#### Panel - Operating

**Note:**

Tempered safety glass is standard on patio doors. When replacing gliding door panels it is recommended to also replace the [interlock weatherstrip](#). Replacement panel for standard and custom-sized doors is made to order. Product ID label is located on top edge of operating panel. See iQ+ for additional detail. See [Installation Guide 9020095](#). See [Installation Guide 9117015](#). See [Panel Replacement Video](#).



Low-E4® Triple-Pane



Low-E4® Enhanced Triple-Pane



Low-E4® HeatLock™



Low-E4® SmartSun™ HeatLock™



Low-E4® SmartSun™



Low-E4® SmartSun™ Triple-Pane



Low-E4® Enhanced Triple Pane HeatLock™



Low-E4® SmartSun™ Enhanced Triple Pane HeatLock™



Low-E4® SmartSun™ Enhanced Triple Pane HeatLock™



TEMPERED  
 U.A. SGCC XXXX  
 16 CFR 1201.11  
 ANSI Z97.1-2009  
 CAN/CGSB 12.1-M90

**Exterior color options:**

White	Canvas	Dove Gray
Terratone®	Prairie Grass	Red Rock
Sandtone	Cocoa Bean	Black
Forest Green	Dark Bronze	

**Interior species/finish/color options:**

Pine	Maple	Oak	Mahogany
Douglas Fir	Cherry		
Unfinished	Russet	Espresso	Clear Coat
Honey	Cinnamon	Mocha	
White-Painted	Birch Bark	Primed	Sandtone
Canvas	Terratone®	Forest Green	Dove Gray
Prairie Grass	Cocoa Bean	Red Rock	Dark Bronze
Black			

**Glass options: (See Logo/Etching Examples):**

Low-E4®	Low-E4® HeatLock	Low-E4® Triple-Pane
Low-E4® SmartSun™	Low-E4® Smart-Sun HeatLock	Low-E4® Smart-Sun Triple-Pane
Low-E4® Passive Sun	Low-E4® Sun Heat-Lock	Low-E4® Enhanced Triple-Pane
Low-E4® Sun	Low-E4® HeatLock Tempered	Low-E4® Smart-Sun Enhanced Triple-Pane
Low-E4® Tempered	Obscure	Low-E4® Enhanced Triple-Pane Heat-Lock
Low-E4® SmartSun Tempered	Cascade	Low-E4® Smart-Sun Enhanced Triple-Pane HeatLock
Low-E4® Passive Sun Tempered	Fern	
Low-E4® Sun Tempered	Reed	

To order, state:

Product ID (from product label, see [Service Guide 9051877](#)).

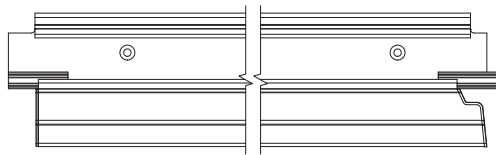
OR

1. Unit or frame size (FWGD XXXX or frame W x H dimensions)
2. Description of part (Operating Panel)
3. [Handing \(Right, Left\)](#)
4. Exterior color of panel
5. Interior wood species of panel
6. Interior finish/color of panel
7. Stop profile (Traditional, Contemporary)
8. Grille profile (Traditional, Contemporary)
9. Lock type (Reachout, Flush)
10. Watershed color (Gray or Bronze)
11. Glazing

## Panels - Operating

### Astragal - Operating / 4-Panel

#### Astragal - Operating / 4-Panel



**Note:**

Astragal ships with weatherstrip, plug, and head and sill caps. The astragal can only be installed on the LH operating panel as viewed from the exterior and cannot be installed on or ordered for the RH panel. Astragals are made to order. Product ID label is located on top edge of operating panel.

*To order, state:*

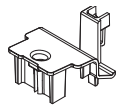
1. **Description of part (Astragal with Screws)**
2. **Quantity**
3. **Product ID (from product label, see [page 10](#))**

### Astragal Parts

**Note:**

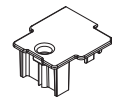
See [Fastener Cover Pack](#) and [Astragal Screw Package](#) for additional parts.

#### Astragal Cap - Sill End



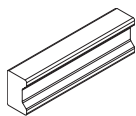
Color	Order No.
White	9019060
Beige	9019066

#### Astragal Cap - Head End




Color	Order No.
White	9019070
Beige	9019076

#### Astragal End Plug



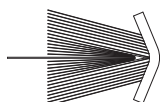
<b>Black</b>
9019081

#### Astragal End Plug / Flushmount Lock



<b>Black</b>
9191555

#### Astragal Weatherstrip - Gray Pile Ref. No. 7 [page 108](#)



**Note:**

Use on astragal, operating side jamb and head parting stop.

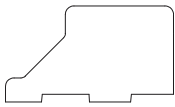
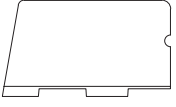
Length	Order No.
8 ft	9032271
16 ft	9032272

# A-Series Gliding Doors (2008 to Present)

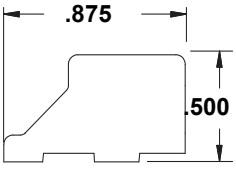
Single Panel, 2-Panel, 3-Panel and 4-Panel

## Panels - Operating

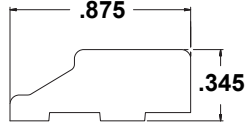
### Glass Stops - Operating

 <b>Traditional</b>	 <u><a href="#">Contemporary</a></u>	<p><b>Note:</b> Rail and stile glass stops for <b>custom-sized</b> doors are made to order. Product ID label is located on top edge of operating panel.</p> <p><i>To order, state:</i></p> <ol style="list-style-type: none"> <li>1. Description of Part (Glass Stop, Rail or Stile)</li> <li>2. Type (Traditional, Contemporary)</li> <li>3. Species/Finish/Color</li> <li>4. Glass Type</li> <li>5. Unit Dimension (Width x Height)</li> <li>6. Quantity</li> <li>7. Product ID (from product label), see <a href="#">Service Guide 9051877</a>.</li> </ol>
---	--	---

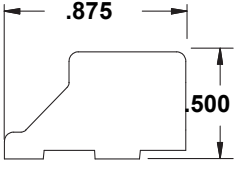
### Traditional Glass Stop - Rail / Standard Glazing

	FWGD	Length	Pine	Maple	Oak	White	Primed	Birch Bark	Black
	<b>26</b>	<b>21 3/4</b>	9012061	9012069	9012065	9051159	9051153	9051147	9185643
	<b>30</b>	<b>27 3/4</b>	9012062	9012070	9012066	9051160	9051154	9051148	9185648
	<b>36</b>	<b>33 3/4</b>	9012063	9012071	9012067	9051161	9051155	9051149	9185653
	<b>40</b>	<b>39 3/4</b>	9012064	9012072	9012068	9051162	9051156	9051150	9185656
	<b>51</b>	<b>52 5/8</b>	9019083	-	9019084	9051163	9051157	-	-
	<b>61</b>	<b>64 5/8</b>	9019086	9019088	9019087	9051164	9051158	9051152	9185657

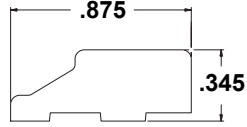
### Traditional Glass Stop - Rail / 1 Inch Glazing

<p><b>Note:</b> Used with Blinds Between the Glass.</p>									
	FWGD	Length	Pine	Maple	Oak	White	Primed	Birch Bark	Black
	<b>26</b>	<b>21 3/4</b>	9018019	9018027	9018023	9051119	9051115	-	-
	<b>30</b>	<b>27 3/4</b>	9018020	9018028	9018024	9051120	9051116	-	-
	<b>36</b>	<b>33 3/4</b>	-	9018029	-	-	9051117	-	-
	<b>40</b>	<b>39 3/4</b>	9018022	9018030	9018026	9051122	9051118	9051114	9185654
	<b>51</b>	<b>52 5/8</b>	-	9051250	-	-	-	9051252	-
	<b>61</b>	<b>64 5/8</b>	9051247	9051251	9051249	9051257	9051255	9051253	-

### Traditional Glass Stop - Stile / Standard Glazing

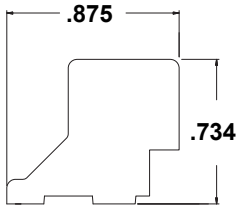
	FWD	Length	Pine	Maple	Oak	White	Primed	Birch Bark	Black
	<b>68</b>	<b>65 5/32</b>	9001645	9001653	9001649	9051051	9051048	9051045	9185659
	<b>611</b>	<b>68 1/32</b>	9001646	9001654	9001650	9051052	9051049	9051046	9185666
	<b>80</b>	<b>81 5/32</b>	9001648	9001656	9001652	9051053	9051050	9051047	9185661
	<b>100</b>	<b>105 5/32</b>	9132279	9132281	9132280	9133938	9133945	9133952	9185664

### Traditional Glass Stop - Stile / 1 Inch Glazing

<p><b>Note:</b> Used with Blinds Between the Glass.</p>									
	FWGD	Length	Pine	Maple	Oak	White	Primed	Birch Bark	Black
	<b>68</b>	<b>65 5/32</b>	9018004	9018014	9018009	9051107	9051103	-	-
	<b>611</b>	<b>68 1/32</b>	9018005	9018015	-	9051108	9051104	-	-
	<b>80</b>	<b>81 5/32</b>	9018007	9018017	9018012	9051109	9051105	9051101	-
	<b>100</b>	<b>105 5/32</b>	9018008	9018017	9018013	9051110	9051106	9051102	9185662

## Panels - Operating

### Traditional Glass Stop - Rail & Stile / Laminated Monolithic

**Note:**

Glass stops for custom glazed doors are made to order. Product ID label is located on the top of the operating panel.

*To order, state:*

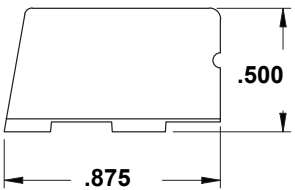
1. Description of Part (Traditional Glass Stop, Rail or Stile)
2. Species/Finish/Color
3. Unit Dimension (Width x Height)
4. Quantity
5. Product ID (from product label), see [Service Guide 9051877](#).

# A-Series Gliding Doors (2008 to Present)

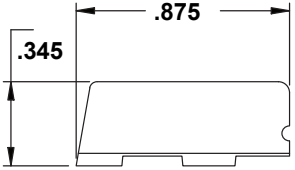
Single Panel, 2-Panel, 3-Panel and 4-Panel

## Panels - Operating

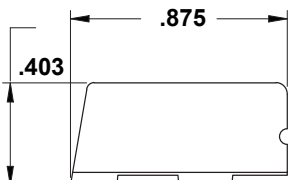
### Contemporary Glass Stop - Rail / Standard Glazing

	FWGCD	Length	Pine	Maple	Oak	White	Primed	Birch Bark	Black
	26	21 <sup>9</sup> / <sub>32</sub>	9187577	9187585	9187581	9187652	9187646	9187640	9187689
	30	27 <sup>9</sup> / <sub>32</sub>	9187578	9187586	9187582	9187653	9187647	9187641	9187692
	36	33 <sup>9</sup> / <sub>32</sub>	9187579	9187587	9187583	9187654	9187648	9187642	9187695
	40	39 <sup>9</sup> / <sub>32</sub>	9187580	9187588	9187584	9187655	9187649	9187643	9187696
	51	52 <sup>1</sup> / <sub>8</sub>	9187610	-	-	9187656	-	-	-
	61	64 <sup>1</sup> / <sub>8</sub>	9187613	9187615	9187614	9187657	9187651	9187645	9187697
FWGCD	Length	Mahogany	Cherry	Doug Fir	Alder				
26	21 <sup>9</sup> / <sub>32</sub>	-	-	-	-				
30	27 <sup>9</sup> / <sub>32</sub>	-	-	-	-				
36	33 <sup>9</sup> / <sub>32</sub>	-	-	-	-				
40	39 <sup>9</sup> / <sub>32</sub>	-	-	-	-				
51	52 <sup>1</sup> / <sub>8</sub>	-	-	-	-				
61	64 <sup>1</sup> / <sub>8</sub>	-	-	-	-				

### Contemporary Glass Stop - Rail / 1 Inch Glazing BBG, Art Glass, Triple Pane, Coastal IR >= 51 Size

	FWGCD	Length	Pine	Maple	Oak	White	Primed	Birch Bark	Black
	26	21 <sup>9</sup> / <sub>32</sub>	9187325	-	-	9187357	9187353	-	-
	30	27 <sup>9</sup> / <sub>32</sub>	9187326	9187334	9187330	9187358	9187354	-	-
	36	33 <sup>9</sup> / <sub>32</sub>	-	-	-	-	-	-	-
	40	39 <sup>9</sup> / <sub>32</sub>	9187328	9187336	9187332	9187360	9187356	9187352	9187381
	51	52 <sup>1</sup> / <sub>8</sub>	-	-	-	-	-	-	-
	61	64 <sup>1</sup> / <sub>8</sub>	9187362	9187366	9187364	9187372	9187370	9187368	-
FWGCD	Length	Mahogany	Cherry	Doug Fir	Alder				
26	21 <sup>9</sup> / <sub>32</sub>	-	-	-	-				
30	27 <sup>9</sup> / <sub>32</sub>	-	-	-	-				
36	33 <sup>9</sup> / <sub>32</sub>	-	-	-	-				
40	39 <sup>9</sup> / <sub>32</sub>	-	-	-	-				
51	52 <sup>1</sup> / <sub>8</sub>	-	-	-	-				
61	64 <sup>1</sup> / <sub>8</sub>	-	-	-	-				

### Contemporary Glass Stop - Rail / 1 Inch Glazing Coastal IR < 51 Size

	FWGCD	Length	Pine	Maple	Oak	White	Primed	Birch Bark	Black
	26	21 <sup>9</sup> / <sub>32</sub>	9187449	-	-	9187496	9187492	-	-
	30	27 <sup>9</sup> / <sub>32</sub>	9187450	9187458	9187454	9187497	9187493	9187489	9187524
	36	33 <sup>9</sup> / <sub>32</sub>	9187451	-	-	9187498	9187494	-	-
	40	39 <sup>9</sup> / <sub>32</sub>	9187452	9187460	9187456	9187499	9187495	9187491	9187527
	51	52 <sup>1</sup> / <sub>8</sub>	-	-	-	-	-	-	-
	61	64 <sup>1</sup> / <sub>8</sub>	-	-	-	-	-	-	-
FWGCD	Length	Mahogany	Cherry	Doug Fir	Alder				
26	21 <sup>9</sup> / <sub>32</sub>	-	-	-	-				
30	27 <sup>9</sup> / <sub>32</sub>	-	-	-	-				
36	33 <sup>9</sup> / <sub>32</sub>	-	-	-	-				
40	39 <sup>9</sup> / <sub>32</sub>	-	-	-	-				
51	52 <sup>1</sup> / <sub>8</sub>	-	-	-	-				
61	64 <sup>1</sup> / <sub>8</sub>	-	-	-	-				

## Panels - Operating

Contemporary Glass Stop - Stile / Standard Glazing										
	FWGCD	Length	Pine	Maple	Oak	White	Primed	Birch Bark	Black	
	68	69 <sup>5</sup> / <sub>16</sub>	9187532	9187538	9187535	9187622	9187619	9187616	9187698	
	611	72 <sup>3</sup> / <sub>16</sub>	9187533	9187539	9187536	9187623	9187620	9187617	9187701	
	80	85 <sup>5</sup> / <sub>16</sub>	9187534	9187540	9187537	9187624	9187621	9187618	9187699	
	100	109 <sup>5</sup> / <sub>16</sub>	9188191	9188193	9188192	9187679	9187680	9187681	9187700	
	FWGCD	Length	Mahogany	Cherry	Douglas Fir	Alder	Aluminum			
	68	69 <sup>5</sup> / <sub>16</sub>	-	-	-	-	-			
	611	72 <sup>3</sup> / <sub>16</sub>	-	-	-	-	-			
	80	85 <sup>5</sup> / <sub>16</sub>	-	-	-	-	-			
	100	109 <sup>5</sup> / <sub>16</sub>	-	-	-	-	-			

Contemporary Glass Stop - Stile / 1 Inch Glazing BBG, Art Glass, Triple Pane, Coastal IR >= 51 Size										
	FWGCD	Length	Pine	Maple	Oak	White	Primed	Birch Bark	Black	
	68	69 <sup>5</sup> / <sub>16</sub>	9187316	9187322	9187319	9187345	9187341	-	9190822	
	611	72 <sup>3</sup> / <sub>16</sub>	9187317	-	-	9187346	9187342	-	9190823	
	80	85 <sup>5</sup> / <sub>16</sub>	9187318	9187324	9187321	9187347	9187343	9187339	9190824	
	100	109 <sup>5</sup> / <sub>16</sub>	9188177	9188179	9188178	9187348	9187344	9187340	9187382	
	FWGCD	Length	Mahogany	Cherry	Douglas Fir	Alder				
	68	69 <sup>5</sup> / <sub>16</sub>	-	-	-	-				
	611	72 <sup>3</sup> / <sub>16</sub>	-	-	-	-				
	80	85 <sup>5</sup> / <sub>16</sub>	-	-	-	-				
	100	109 <sup>5</sup> / <sub>16</sub>	-	-	-	-				

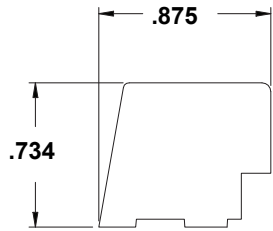
Contemporary Glass Stop - Stile / 1 Inch Glazing Coastal IR < 51 Size										
	FWGCD	Length	Pine	Maple	Oak	White	Primed	Birch Bark	Black	
	68	69 <sup>5</sup> / <sub>16</sub>	9187383	9187389	9187386	9187469	9187465	9187461	9187528	
	611	72 <sup>3</sup> / <sub>16</sub>	9187384	9187390	9187387	9187470	9187466	9187462	9187531	
	80	85 <sup>5</sup> / <sub>16</sub>	9187385	9187391	9187388	9187471	9187467	9187463	9187529	
	100	109 <sup>5</sup> / <sub>16</sub>	9188184	9188186	9188185	9187472	9187468	9187464	9187530	
	FWGCD	Length	Mahogany	Cherry	Douglas Fir	Alder				
	68	69 <sup>5</sup> / <sub>16</sub>	-	-	-	-				
	611	72 <sup>3</sup> / <sub>16</sub>	-	-	-	-				
	80	85 <sup>5</sup> / <sub>16</sub>	-	-	-	-				
	100	109 <sup>5</sup> / <sub>16</sub>	-	-	-	-				

# A-Series Gliding Doors (2008 to Present)

Single Panel, 2-Panel, 3-Panel and 4-Panel

## Panels - Operating

### Contemporary Glass Stop - Rail & Stile / Laminated Monolithic



**Note:**

Glass stops for custom glazed doors are made to order. Product ID label is located on the top of the operating panel.

*To order, state:*

1. **Description of Part (Glass Stop, Rail or Stile)**
2. **Species/Finish/Color**
3. **Unit Dimension (Width x Height)**
4. **Quantity**
5. **Product ID (from product label), see [Service Guide 9051877](#).**

## Panels - Operating

### Trim Piece - Operating Panel

#### Trim Piece - Operating Panel / Meeting Stile / Universal

**Note:**


Trim pieces for custom-sized doors are made to order. Product ID label is located on top edge of operating panel.

For heights over 95 1/2" order a custom sized [Reinforcement Bar](#).

*To order, state:*

1. Description of part Operating Panel Trim Piece)
2. Species/Finish/Color
3. Quantity
4. Product ID (from product label, see [page 10](#))
5. Unit Dimension (width x height)

#### Trim Piece - Operating Panel / Meeting Stile / Universal Ref No. 6 [page 108](#)

	Unit No.	Length	Pine	Maple	Oak	White	Primed	Birch Bark	Black
	<b>FWGD68</b>	<b>76</b> <sup>15</sup> / <sub>32</sub>	9006305	9006307	9006306	9051183	9051180	9051177	9185603
	<b>FWGD611</b>	<b>79</b> <sup>11</sup> / <sub>32</sub>	9006308	9006310	9006309	9051184	9051181	9051178	9185605
	<b>FWGD80</b>	<b>92</b> <sup>15</sup> / <sub>32</sub>	9006314	9006316	9006315	9051185	9051182	9051179	9185604



# A-Series Gliding Doors (2008 to Present)

Single Panel, 2-Panel, 3-Panel and 4-Panel

## Panels - Operating

### Interlock Set - Operating/Stationary


**Note:**

Includes stationary and operating weatherstrip. Length shown is for stationary panel interlock. Replaces all previous vintages of weatherstrip. See [Installation Guide 9020095](#). Interlock sets for custom sized doors are made to order. Product ID label is located on the top edge of operating panel or the operating side of the head jamb.

To order, state:

1. Description of part (Interlock Set/Color)
2. Quantity
3. Product ID (from product label, see [Service Guide 9051877](#).)


#### Interlock Set / 2 & 3 Panel (Reach Out Lock & Flush Mount Lock) (May 2015 to Present) Replaces all previous vintages

	Unit No.	Length	White	Gray	Black
	FWGD68	74 <sup>13</sup> / <sub>16</sub>	9131974	9131971	9186703
	FWGD611	77 <sup>11</sup> / <sub>16</sub>	9131975	9131972	9186704
	FWGD80	90 <sup>13</sup> / <sub>16</sub>	9131976	9131973	9186705
	FWGD100	114 <sup>13</sup> / <sub>16</sub>	By description	By description	By description


#### Interlock Set / 4 Panel (Reach Out Lock) (May 2020 to Present)

**Note:**

Each part numbered 4 Panel interlock set includes one "set" (one stationary interlock piece, one operating interlock piece).

	Unit No.	Length	White	Gray	Black
	FWGD68	74 <sup>13</sup> / <sub>16</sub>	9184263	9184264	9186708
	FWGD611	77 <sup>11</sup> / <sub>16</sub>	9184265	9184266	9186709
	FWGD80	90 <sup>13</sup> / <sub>16</sub>	9184267	9184268	9186710
	FWGD100	114 <sup>13</sup> / <sub>16</sub>	By description	By description	By description

#### Interlock Set / 4 Panel (Flush Mount Lock) (May 2020 to Present) Replaces all previous vintages

	Unit No.	Length	White	Gray	Black
	FWGD68	74 <sup>13</sup> / <sub>16</sub>	9131974	9131971	9186703
	FWGD611	77 <sup>11</sup> / <sub>16</sub>	9131975	9131972	9186704
	FWGD80	90 <sup>13</sup> / <sub>16</sub>	9131976	9131973	9186705
	FWGD100	114 <sup>13</sup> / <sub>16</sub>	By description	By description	By description

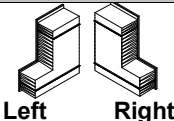
### Screw Package - Weatherstrip / Interlock

**Note:**

See [Installation Guide 9020095](#) for more detail.

Color	Order No.
White	9149608
Terratone/ Sandtone	9149609
Black	9199115




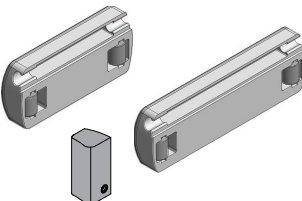

### Dust Plug - Operating Panel

	Left	Right
		9015164

### Gray Dust Plug/Pad - Head

	Order No.
	9181460

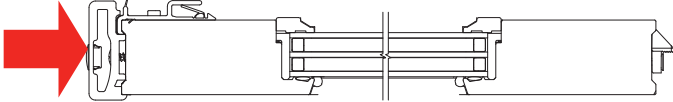
## Panels - Operating


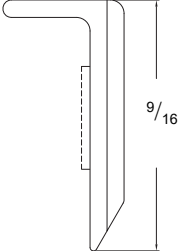
Panel Parts - Operating							
<b>Tandem Roller with Bracket</b>							
<b>Note:</b> See <a href="#">Roller Replacement Video</a> .							
					<b>Order No.</b>		
					9186589		
<b>Watershed</b>							
			<b>Unit No.</b>	<b>Gray</b>	<b>Bronze</b>		
			26	9006348	9017764		
			30	9006349	9017765		
			36	9006350	9017766		
			40	9006351	9017767		
<b>Hole Plug and Sleeve - Operating / Roller</b>							
			<b>Color</b>	<b>Order No.</b>	<b>Color</b>	<b>Order No.</b>	
			White	9014683	Prairie Grass	9178500	
			Terratone	9014685	Cocoa Bean	9178498	
			Sandtone	9014684	Dove Gray	9178499	
			Canvas	9046445	Red Rock	9178497	
			Forest Green	9178496	Dark Bronze	9178501	
			Tycote	9014686	Black	9129935	
<b>Operator Kit W/End Cap - Blinds Between the Glass</b>							
<b>Tilt/Height Adjustment</b>				<b>Unit No.</b>	<b>Color</b>	<b>Type</b>	<b>Order No.</b>
				All	White	Tilt/Height	9179702
					Slate Gray		9184898
<b>Intermediate Stop Kit - Blinds Between the Glass</b>							
<b>Note:</b> See <a href="#">Accessory Guide 9184899</a> . Kit includes intermediate stop, hex key and set screws.							
			<b>Unit No.</b>	<b>Color</b>	<b>Type</b>	<b>Order No.</b>	
			FWD	White	Strike	9184901	
				Slate Gray		9184902	

# A-Series Gliding Doors (2008 to Present)

Single Panel, 2-Panel, 3-Panel and 4-Panel

## Panels - Operating

Reinforcement Bar - Operating		
<p><b>Note:</b> Reinforcement bar used on "Coastal" units (DP Upgrade, Impact Resistant) and panel heights greater than 92 <sup>15</sup>/<sub>32</sub>" (80).</p> <p>Stain options: Clear Coat, Honey, Cinnamon, Russet, Mocha and Espresso.</p> <p>* Pine, Maple and Oak available unfinished or finished (stained). Cherry, Mahogany and Douglas Fir available unfinished.</p> 	<p><b>Color</b></p>	<p><b>Order No.</b></p>
	White	OBD/Config
	Birch Bark	OBD/Config
	Primed	OBD/Config
	Sandtone	OBD/Config
	Canvas	OBD/Config
	Dark Bronze	OBD/Config
	Black	OBD/Config
	Pine*	OBD/Config
	Maple*	OBD/Config
	Oak*	OBD/Config
	Cherry*	OBD/Config
	Mahogany*	OBD/Config
	Douglas Fir* (Vertical Grain)	OBD/Config

Head Panel Spacers					
 	<p><b>Length</b></p>	<p><b>Color</b></p>	<p><b>Order No.</b></p>		
			<p>4 ft</p>	White	2573888
				Terratone	2653744
				Forest Green	1262840

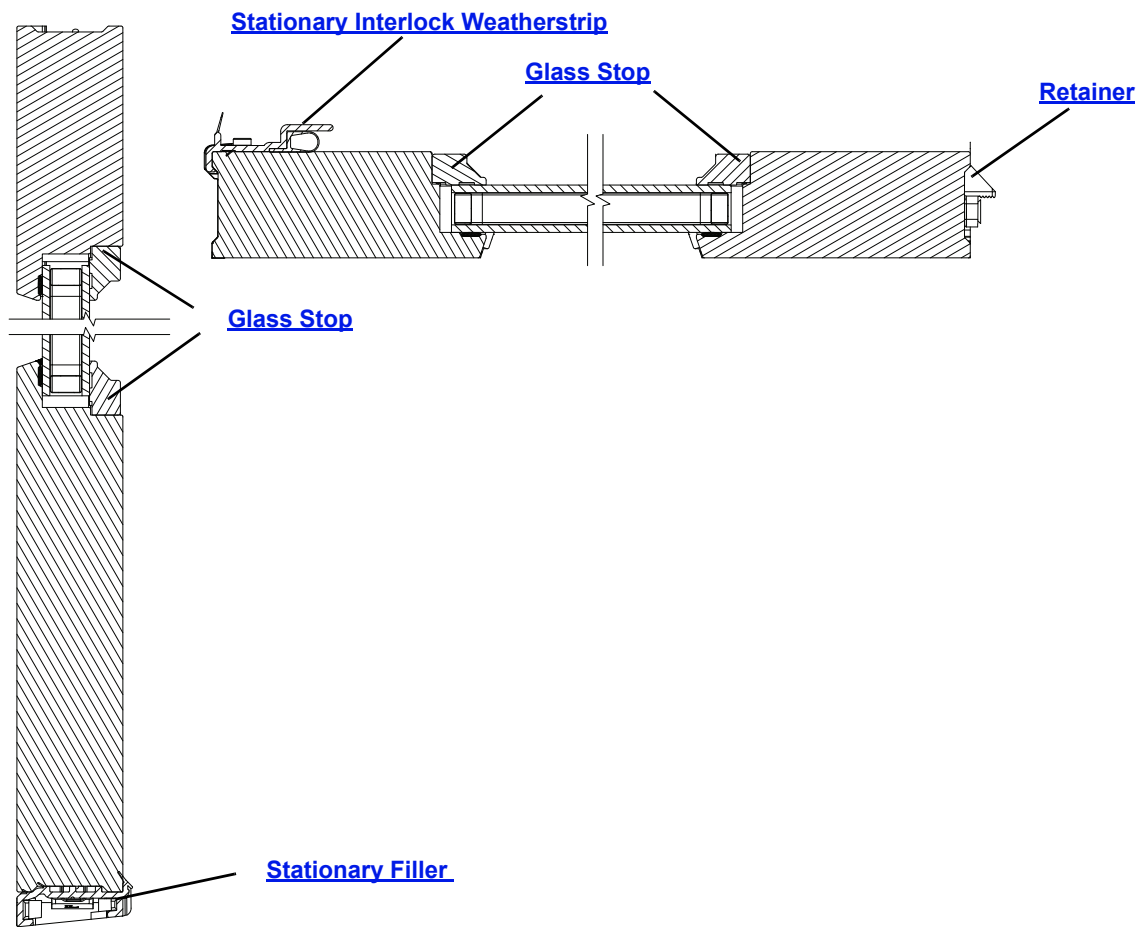
Cartons			
Cartons / Panel			
		<p><b>Unit No.</b></p>	<p><b>Order No.</b></p>
		FWGD3668	9068117
		FWGD36611	9068118
		FWGD3680	9068119

## Panels - Stationary

### Stationary Panel Graphic

**Note:**

See latest [Product Details](#). Traditional glass stop shown.



**A-Series Gliding Stationary Panel Assembly**

# A-Series Gliding Doors (2008 to Present)

Single Panel, 2-Panel, 3-Panel and 4-Panel

## Panels - Stationary

### Stationary Panel Size Table

**Note:**

Stationary Panel is measured outside edge to outside edge of frame.

Unobstructed Glass is dimension from outside edge to outside edge of visible glass only.

Actual Glass is dimension of outside edge to outside edge of glass, including glass that is not visible.

Unit No.	Stationary Panel (w x h)	Unobstructed Glass (w x h)
FWGD2668	30 × 76 <sup>15</sup> / <sub>32</sub>	21 <sup>1</sup> / <sub>8</sub> × 63 <sup>7</sup> / <sub>16</sub>
FWGD26611	30 × 79 <sup>11</sup> / <sub>32</sub>	21 <sup>1</sup> / <sub>8</sub> × 66 <sup>5</sup> / <sub>16</sub>
FWGD2680	30 × 92 <sup>15</sup> / <sub>32</sub>	21 <sup>1</sup> / <sub>8</sub> × 79 <sup>7</sup> / <sub>16</sub>
FWGD3068	36 × 76 <sup>15</sup> / <sub>32</sub>	27 <sup>1</sup> / <sub>8</sub> × 63 <sup>7</sup> / <sub>16</sub>
FWGD30611	36 × 79 <sup>11</sup> / <sub>32</sub>	27 <sup>1</sup> / <sub>8</sub> × 66 <sup>5</sup> / <sub>16</sub>
FWGD3080	36 × 92 <sup>15</sup> / <sub>32</sub>	27 <sup>1</sup> / <sub>8</sub> × 79 <sup>7</sup> / <sub>16</sub>
FWGD3668	42 × 76 <sup>15</sup> / <sub>32</sub>	33 <sup>1</sup> / <sub>8</sub> × 63 <sup>7</sup> / <sub>16</sub>
FWGD36611	42 × 79 <sup>11</sup> / <sub>32</sub>	33 <sup>1</sup> / <sub>8</sub> × 66 <sup>5</sup> / <sub>16</sub>
FWGD3680	42 × 92 <sup>15</sup> / <sub>32</sub>	33 <sup>1</sup> / <sub>8</sub> × 79 <sup>7</sup> / <sub>16</sub>
FWGD4068	48 × 76 <sup>15</sup> / <sub>32</sub>	39 <sup>1</sup> / <sub>8</sub> × 63 <sup>7</sup> / <sub>16</sub>
FWGD40611	48 × 79 <sup>11</sup> / <sub>32</sub>	39 <sup>1</sup> / <sub>8</sub> × 66 <sup>5</sup> / <sub>16</sub>
FWGD4080	48 × 92 <sup>15</sup> / <sub>32</sub>	39 <sup>1</sup> / <sub>8</sub> × 79 <sup>7</sup> / <sub>16</sub>
FWGD5168	60 <sup>27</sup> / <sub>32</sub> × 76 <sup>15</sup> / <sub>32</sub>	52 <sup>1</sup> / <sub>8</sub> × 63 <sup>7</sup> / <sub>16</sub>
FWGD51611	60 <sup>27</sup> / <sub>32</sub> × 79 <sup>11</sup> / <sub>32</sub>	52 <sup>1</sup> / <sub>8</sub> × 66 <sup>5</sup> / <sub>16</sub>
FWGD5180	60 <sup>27</sup> / <sub>32</sub> × 92 <sup>15</sup> / <sub>32</sub>	52 <sup>1</sup> / <sub>8</sub> × 79 <sup>7</sup> / <sub>16</sub>
FWGD6168	72 <sup>27</sup> / <sub>32</sub> × 76 <sup>15</sup> / <sub>32</sub>	64 <sup>1</sup> / <sub>8</sub> × 63 <sup>7</sup> / <sub>16</sub>
FWGD61611	72 <sup>27</sup> / <sub>32</sub> × 79 <sup>11</sup> / <sub>32</sub>	64 <sup>1</sup> / <sub>8</sub> × 66 <sup>5</sup> / <sub>16</sub>
FWGD6180	72 <sup>27</sup> / <sub>32</sub> × 92 <sup>15</sup> / <sub>32</sub>	64 <sup>1</sup> / <sub>8</sub> × 79 <sup>7</sup> / <sub>16</sub>

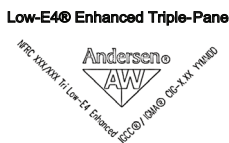

## Panels - Stationary

### Stationary Panel Options

#### Panel - Stationary

**Note:**

Tempered safety glass is standard on patio doors. When replacing gliding door panels it is recommended to also replace the [interlock weatherstrip](#). Replacement panel for standard and custom-sized doors is made to order. Product ID label is located on top edge of operating panel. See iQ+ for additional detail. Order [accessory hardware pack](#) when replacing single stationary panel. See [Installation Guide 9020095](#). See [Installation Guide 9117015](#). See [Panel Replacement Video](#).



TEMPERED  
 16 CFR 1201.11  
 ANSI Z97.1-2009  
 SGGC XXXX  
 CIG-XX Xmm MM/DD/YR  
 CAN/CGSB 12.1-M90

**Exterior color options:**

White	Canvas	Dove Gray
Terratone®	Prairie Grass	Red Rock
Sandtone	Cocoa Bean	Black
Forest Green	Dark Bronze	

**Interior species/finish/color options:**

Pine	Maple	Oak	Mahogany
Douglas Fir	Cherry		
Unfinished	Russet	Espresso	Clear Coat
Honey	Cinnamon	Mocha	
White-Painted	Birch Bark	Primed	Sandtone
Canvas	Terratone®	Forest Green	Dove Gray
Prairie Grass	Cocoa Bean	Red Rock	Dark Bronze
Black			

**Glass options: (See Logo/Etching Examples):**

Low-E4®	Low-E4® HeatLock	Low-E4® Triple-Pane
Low-E4® SmartSun™	Low-E4® Smart-Sun HeatLock	Low-E4® Smart-Sun Triple-Pane
Low-E4® Passive Sun	Low-E4® Sun Heat-Lock	Low-E4® Enhanced Triple-Pane
Low-E4® Sun	Low-E4® HeatLock Tempered	Low-E4® Smart-Sun Enhanced Triple-Pane
Low-E4® Tempered	Obscure	Low-E4® Enhanced Triple-Pane Heat-Lock
Low-E4® SmartSun Tempered	Cascade	Low-E4® Smart-Sun Enhanced Triple-Pane HeatLock
Low-E4® Passive Sun Tempered	Fern	
Low-E4® Sun Tempered	Reed	

To order, state:

Product ID (from product label, see [Service Guide 9051877](#))

OR

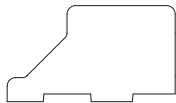
1. Unit or frame size (FWGD XXXX or frame W x H dimensions)
2. Description of part (Stationary Panel)
3. Handing (Right, Left)
4. Exterior color of panel
5. Interior wood species of panel
6. Interior finish/color of panel
7. Stop profile (Traditional, Contemporary)
8. Grille profile (Traditional, Contemporary)
9. Lock type (Reachout, Flush)
10. Glazing

# A-Series Gliding Doors (2008 to Present)

Single Panel, 2-Panel, 3-Panel and 4-Panel

## Panels - Stationary

### Glass Stops - Stationary



Traditional



Contemporary

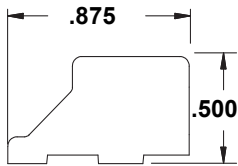
**Note:**

Rail and stile glass stops for **custom-sized** doors are made to order. Product ID label is located on top edge of operating panel.

To order, state:

1. Description of Part (Glass Stop, Rail or Stile)
2. Type (Traditional, Contemporary)
3. Species/Finish/Color
4. Glass Type
5. Unit Dimension (Width x Height)
6. Quantity
7. Product ID (from product label), see [Service Guide 9051877](#).

### Traditional Glass Stop - Rail / Standard Glazing

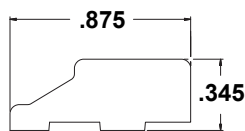


FWD	Length	Pine	Maple	Oak	White	Primed	Birch Bark	Black
26	21 3/4	9012061	9012069	9012065	9051159	9051153	9051147	9185643
30	27 3/4	9012062	9012070	9012066	9051160	9051154	9051148	9185648
36	33 3/4	9012063	9012071	9012067	9051161	9051155	9051149	9185653
40	39 3/4	9012064	9012072	9012068	9051162	9051156	9051150	9185656
51	52 5/8	9019083	9019085	-	9051163	-	9051151	-
61	64 5/8	9019086	9019088	9019087	9051164	9051158	9051152	9185657

### Traditional Glass Stop - Rail / 1 Inch Glazing

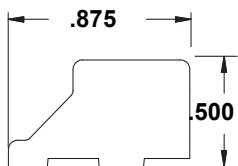
**Note:**

Used with Blinds Between the Glass.



FWGD	Length	Pine	Maple	Oak	White	Primed	Birch Bark	Black
26	21 3/4	9018019	-	-	9051119	9051115	9051111	-
30	27 3/4	9018020	9018028	9018024	9051120	9051116	9051112	-
36	33 3/4	9018021	-	-	9051121	-	9051113	-
40	39 3/4	9018022	9018030	9018026	9051122	9051118	9051114	9185654
51	52 5/8	9051246	-	9051248	9051256	-	-	-
61	64 5/8	9051247	9051251	9051249	9051257	9051255	9051253	-

### Traditional Glass Stop - Stile / Standard Glazing



FWD	Length	Pine	Maple	Oak	White	Primed	Birch Bark	Black
68	65 5/32	9001645	9001653	9001649	9051051	9051048	9051045	9185659
611	68 1/32	9001646	9001654	9001650	9051052	9051049	9051046	9185666
80	81 5/32	9001648	9001656	9001652	9051053	9051050	9051047	9185661
100	105 5/32	9132279	9132281	9132280	9133938	9133945	9133952	9185664

## Panels - Stationary

### Traditional Glass Stop - Stile / 1 Inch Glazing

**Note:**

Used with Blinds Between the Glass.

	FWGD	Length	Pine	Maple	Oak	White	Primed	Birch Bark	Black
	68	65 <sup>5</sup> / <sub>32</sub>	9018004	9018014	9018009	9051107	9051103	9051099	-
	611	68 <sup>1</sup> / <sub>32</sub>	9018005	-	9018010	9051108	9051104	9051100	-
	80	81 <sup>5</sup> / <sub>32</sub>	9018007	9018017	9018012	9051109	9051105	9051101	-
	100	105 <sup>5</sup> / <sub>32</sub>	9018008	9018017	9018013	9051110	9051106	9051102	9185662

### Traditional Glass Stop - Rail & Stile / Laminated Monolithic

	<p><b>Note:</b> Glass stops for custom glazed doors are made to order. Product ID label is located on the top of the operating panel.</p> <p><i>To order, state:</i></p> <ol style="list-style-type: none"> <li><b>Description of part (Traditional Glass Stop, Rail or Stile)</b></li> <li><b>Species/Finish/Color</b></li> <li><b>Quantity</b></li> <li><b>Product ID (from product label, see <a href="#">page 10</a>)</b></li> <li><b>Unit Dimension (width x height)</b></li> </ol>
--	--



# A-Series Gliding Doors (2008 to Present)

Single Panel, 2-Panel, 3-Panel and 4-Panel

## Panels - Stationary

Contemporary Glass Stop - Rail / Standard Glazing										
	FWGCD	Length	Pine	Maple	Oak	White	Primed	Birch Bark	Black	
	26	21 <sup>9</sup> / <sub>32</sub>	9187577	9187585	9187581	9187652	9187646	9187640	9187689	
	30	27 <sup>9</sup> / <sub>32</sub>	9187578	9187586	9187582	9187653	9187647	9187641	9187692	
	36	33 <sup>9</sup> / <sub>32</sub>	9187579	9187587	9187583	9187654	9187648	9187642	9187695	
	40	39 <sup>9</sup> / <sub>32</sub>	9187580	9187588	9187584	9187655	9187649	9187643	9187696	
	51	52 <sup>1</sup> / <sub>8</sub>	9187610	-	-	9187656	-	-	-	
	61	64 <sup>1</sup> / <sub>8</sub>	9187613	9187615	9187614	9187657	9187651	9187645	9187697	
	FWGCD	Length	Mahogany	Cherry	Doug Fir	Alder				
	26	21 <sup>9</sup> / <sub>32</sub>	-	-	-	-				
	30	27 <sup>9</sup> / <sub>32</sub>	-	-	-	-				
	36	33 <sup>9</sup> / <sub>32</sub>	-	-	-	-				
	40	39 <sup>9</sup> / <sub>32</sub>	-	-	-	-				
51	52 <sup>1</sup> / <sub>8</sub>	-	-	-	-					
61	64 <sup>1</sup> / <sub>8</sub>	-	-	-	-					

Contemporary Glass Stop - Rail / 1 Inch Glazing BBG, Art Glass, Triple Pane, Coastal IR >= 51 Size										
	FWGCD	Length	Pine	Maple	Oak	White	Primed	Birch Bark	Black	
	26	21 <sup>9</sup> / <sub>32</sub>	9187325	-	-	9187357	9187353	-	-	
	30	27 <sup>9</sup> / <sub>32</sub>	9187326	9187334	9187330	9187358	9187354	-	-	
	36	33 <sup>9</sup> / <sub>32</sub>	-	-	-	-	-	-	-	
	40	39 <sup>9</sup> / <sub>32</sub>	9187328	9187336	9187332	9187360	9187356	9187352	9187381	
	51	52 <sup>1</sup> / <sub>8</sub>	-	-	-	-	-	-	-	
	61	64 <sup>1</sup> / <sub>8</sub>	9187362	9187366	9187364	9187372	9187370	9187368	-	
	FWGCD	Length	Mahogany	Cherry	Doug Fir	Alder				
	26	21 <sup>9</sup> / <sub>32</sub>	-	-	-	-				
	30	27 <sup>9</sup> / <sub>32</sub>	-	-	-	-				
	36	33 <sup>9</sup> / <sub>32</sub>	-	-	-	-				
	40	39 <sup>9</sup> / <sub>32</sub>	-	-	-	-				
51	52 <sup>1</sup> / <sub>8</sub>	-	-	-	-					
61	64 <sup>1</sup> / <sub>8</sub>	-	-	-	-					

Contemporary Glass Stop - Rail / 1 Inch Glazing Coastal IR < 51 Size										
	FWGCD	Length	Pine	Maple	Oak	White	Primed	Birch Bark	Black	
	26	21 <sup>9</sup> / <sub>32</sub>	9187449	-	-	9187496	9187492	-	-	
	30	27 <sup>9</sup> / <sub>32</sub>	9187450	9187458	9187454	9187497	9187493	9187489	9187524	
	36	33 <sup>9</sup> / <sub>32</sub>	9187451	-	-	9187498	9187494	-	-	
	40	39 <sup>9</sup> / <sub>32</sub>	9187452	9187460	9187456	9187499	9187495	9187491	9187527	
	51	52 <sup>1</sup> / <sub>8</sub>	-	-	-	-	-	-	-	
	61	64 <sup>1</sup> / <sub>8</sub>	-	-	-	-	-	-	-	
	FWGCD	Length	Mahogany	Cherry	Doug Fir	Alder				
	26	21 <sup>9</sup> / <sub>32</sub>	-	-	-	-				
	30	27 <sup>9</sup> / <sub>32</sub>	-	-	-	-				
	36	33 <sup>9</sup> / <sub>32</sub>	-	-	-	-				
	40	39 <sup>9</sup> / <sub>32</sub>	-	-	-	-				
51	52 <sup>1</sup> / <sub>8</sub>	-	-	-	-					
61	64 <sup>1</sup> / <sub>8</sub>	-	-	-	-					

### Panels - Stationary

Contemporary Glass Stop - Stile / Standard Glazing										
	FWGCD	Length	Pine	Maple	Oak	White	Primed	Birch Bark	Black	
	68	69 <sup>5</sup> / <sub>16</sub>	9187532	9187538	9187535	9187622	9187619	9187616	9187698	
	611	72 <sup>3</sup> / <sub>16</sub>	9187533	9187539	9187536	9187623	9187620	9187617	9187701	
	80	85 <sup>5</sup> / <sub>16</sub>	9187534	9187540	9187537	9187624	9187621	9187618	9187699	
	100	109 <sup>5</sup> / <sub>16</sub>	9188191	9188193	9188192	9187679	9187680	9187681	9187700	
	FWGCD	Length	Mahogany	Cherry	Douglas Fir	Alder	Aluminum			
	68	69 <sup>5</sup> / <sub>16</sub>	-	-	-	-	-			
	611	72 <sup>3</sup> / <sub>16</sub>	-	-	-	-	-			
	80	85 <sup>5</sup> / <sub>16</sub>	-	-	-	-	-			
	100	109 <sup>5</sup> / <sub>16</sub>	-	-	-	-	-			

Contemporary Glass Stop - Stile / 1 Inch Glazing BBG, Art Glass, Triple Pane, Coastal IR >= 51 Size										
	FWGCD	Length	Pine	Maple	Oak	White	Primed	Birch Bark	Black	
	68	69 <sup>5</sup> / <sub>16</sub>	9187316	9187322	9187319	9187345	9187341	-	9190822	
	611	72 <sup>3</sup> / <sub>16</sub>	9187317	-	-	9187346	9187342	-	9190823	
	80	85 <sup>5</sup> / <sub>16</sub>	9187318	9187324	9187321	9187347	9187343	9187339	9190824	
	100	109 <sup>5</sup> / <sub>16</sub>	9188177	9188179	9188178	9187348	9187344	9187340	9187382	
	FWGCD	Length	Mahogany	Cherry	Douglas Fir	Alder				
	68	69 <sup>5</sup> / <sub>16</sub>	-	-	-	-				
	611	72 <sup>3</sup> / <sub>16</sub>	-	-	-	-				
	80	85 <sup>5</sup> / <sub>16</sub>	-	-	-	-				
	100	109 <sup>5</sup> / <sub>16</sub>	-	-	-	-				

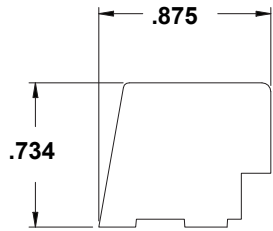
Contemporary Glass Stop - Stile / 1 Inch Glazing Coastal IR < 51 Size										
	FWGCD	Length	Pine	Maple	Oak	White	Primed	Birch Bark	Black	
	68	69 <sup>5</sup> / <sub>16</sub>	9187383	9187389	9187386	9187469	9187465	9187461	9187528	
	611	72 <sup>3</sup> / <sub>16</sub>	9187384	9187390	9187387	9187470	9187466	9187462	9187531	
	80	85 <sup>5</sup> / <sub>16</sub>	9187385	9187391	9187388	9187471	9187467	9187463	9187529	
	100	109 <sup>5</sup> / <sub>16</sub>	9188184	9188186	9188185	9187472	9187468	9187464	9187530	
	FWGCD	Length	Mahogany	Cherry	Douglas Fir	Alder				
	68	69 <sup>5</sup> / <sub>16</sub>	-	-	-	-				
	611	72 <sup>3</sup> / <sub>16</sub>	-	-	-	-				
	80	85 <sup>5</sup> / <sub>16</sub>	-	-	-	-				
	100	109 <sup>5</sup> / <sub>16</sub>	-	-	-	-				

## A-Series Gliding Doors (2008 to Present)

Single Panel, 2-Panel, 3-Panel and 4-Panel

### Panels - Stationary

#### Contemporary Glass Stop - Rail & Stile / Laminated Monolithic



**Note:**

Glass stops for custom glazed doors are made to order. Product ID label is located on the top of the operating panel.


*To order, state:*

1. **Description of Part (Glass Stop, Rail or Stile)**
2. **Species/Finish/Color**
3. **Unit Dimension (Width x Height)**
4. **Quantity**
5. **Product ID (from product label), see [Service Guide 9051877](#).**

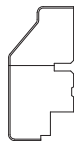
## Panels - Stationary

### Panel Stops - Stationary

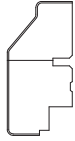
#### Panel Stop - Head

	Unit No.	Length	Pine	Maple	Oak	White	Primed	Birch Bark	Black
	<b>FWGD29</b>	<b>30</b> <sup>9</sup> / <sub>32</sub>	9008075	9008101	9008088	9051143	9051139	9051135	9185616
	<b>FWGD33</b>	<b>36</b> <sup>9</sup> / <sub>32</sub>	9008076	9008102	9008089	9051144	9051140	9051136	9185619
	<b>FWGD39</b>	<b>42</b> <sup>9</sup> / <sub>32</sub>	9008077	9008103	9008090	9051145	9051141	9051137	9185620
	<b>FWGD43</b>	<b>48</b> <sup>9</sup> / <sub>32</sub>	9008078	9008104	9008091	9051146	9051142	9051138	9185622

#### Panel Stop - Side

	Unit No.	Length	Pine		Maple		Oak	
			Left	Right	Left	Right	Left	Right
	<b>FWGD68</b>	<b>77</b> <sup>1</sup> / <sub>2</sub>	9003503	9003507	9003539	9003543	9003521	9003525
	<b>FWGD611</b>	<b>80</b> <sup>3</sup> / <sub>8</sub>	9003504	9003508	9003540	9003544	9003522	9003526
	<b>FWGD80</b>	<b>93</b> <sup>1</sup> / <sub>2</sub>	9003506	9003510	9003542	9003546	9003524	9003528
<b>FWGD100</b>	<b>117</b> <sup>1</sup> / <sub>2</sub>	9132265	9132258	9132267	9132260	9132266	9132259	

#### Panel Stop - Side (Continued)

	Unit No.	Length	Painted							
			White		Primed		Birch Bark		Black	
			Left	Right	Left	Right	Left	Right	Left	Right
	<b>FWGD68</b>	<b>77</b> <sup>1</sup> / <sub>2</sub>	9051033	9051042	9051030	9051039	9051027	9051036	9185627	9185631
	<b>FWGD611</b>	<b>80</b> <sup>3</sup> / <sub>8</sub>	9051034	9051043	9051031	9051040	9051028	9051037	9185630	9185634
<b>FWGD80</b>	<b>93</b> <sup>1</sup> / <sub>2</sub>	9051035	9051044	9051032	9051041	9051029	9051038	9185628	9185632	
<b>FWGD100</b>	<b>117</b> <sup>1</sup> / <sub>2</sub>	9133937	9133936	9133944	9133943	9133951	9133950	9185629	9185633	

# A-Series Gliding Doors (2008 to Present)

Single Panel, 2-Panel, 3-Panel and 4-Panel

## Panels - Stationary

### Interlock Set - Operating/Stationary


**Note:**

Includes stationary and operating weatherstrip. Length shown is for stationary panel interlock. Replaces all previous vintages of weatherstrip. See [Installation Guide 9020095](#). Interlock sets for custom sized doors are made to order. Product ID label is located on the top edge of operating panel or the operating side of the head jamb.

To order, state:

1. Description of part (Interlock Set)
2. Quantity
3. Product ID (from product label, see [Service Guide 9051877](#).)


#### Interlock Set / 2 & 3 Panel (Reach Out Lock & Flush Mount Lock) (May 2015 to Present) Replaces all previous vintages

	Unit No.	Length	White	Gray	Black
	FWGD68	74 <sup>13</sup> / <sub>16</sub>	9131974	9131971	9186703
	FWGD611	77 <sup>11</sup> / <sub>16</sub>	9131975	9131972	9186704
	FWGD80	90 <sup>13</sup> / <sub>16</sub>	9131976	9131973	9186705
	FWGD100	114 <sup>13</sup> / <sub>16</sub>	By description	By description	By description


#### Interlock Set / 4 Panel (Reach Out Lock) (May 2020 to Present)

**Note:**

Each part numbered 4 Panel interlock set includes one "set" (one stationary interlock piece, one operating interlock piece).

	Unit No.	Length	White	Gray	Black
	FWGD68	74 <sup>13</sup> / <sub>16</sub>	9184263	9184264	9186708
	FWGD611	77 <sup>11</sup> / <sub>16</sub>	9184265	9184266	9186709
	FWGD80	90 <sup>13</sup> / <sub>16</sub>	9184267	9184268	9186710
	FWGD100	114 <sup>13</sup> / <sub>16</sub>	By description	By description	By description

#### Interlock Set / 4 Panel (Flush Mount Lock) (May 2020 to Present) Replaces all previous vintages

	Unit No.	Length	White	Gray	Black
	FWGD68	74 <sup>13</sup> / <sub>16</sub>	9131974	9131971	9186703
	FWGD611	77 <sup>11</sup> / <sub>16</sub>	9131975	9131972	9186704
	FWGD80	90 <sup>13</sup> / <sub>16</sub>	9131976	9131973	9186705
	FWGD100	114 <sup>13</sup> / <sub>16</sub>	By description	By description	By description

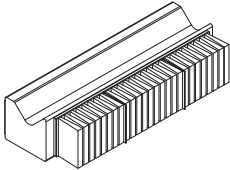
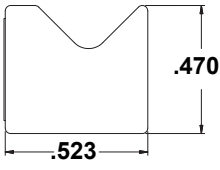
### Screw Package - Weatherstrip / Interlock

**Note:**

Includes 22 [screws](#).

Color	Order No.
White	9149608
Terratone/ Sandtone	9149609
Black	9199115

## Panels - Stationary

Interlock Head Plug Assembly		
	<p><b>Note:</b> Black plug used on stationary panel above panel interlock. Consists of the two pieces.</p>	
Head Plug		
		<p><b>Order No.</b> 9006372</p>

# A-Series Gliding Doors (2008 to Present)

Single Panel, 2-Panel, 3-Panel and 4-Panel

## Panels - Stationary

### Filler

#### Filler - Stationary Panel / Bottom Rail (October 2010 to Present)

**Note:**  
Handed as unit is handed.

Unit No.	Length	Left		Unit No.	Length	Right	
		Gray	Bronze			Gray	Bronze
FWGD26	29 <sup>13</sup> / <sub>16</sub>	9033818	9033828	FWGD26	29 <sup>13</sup> / <sub>16</sub>	9033814	9033824
FWGD30	35 <sup>13</sup> / <sub>16</sub>	9033819	9033829	FWGD30	35 <sup>13</sup> / <sub>16</sub>	9033815	9033825
FWGD36	41 <sup>13</sup> / <sub>16</sub>	9033820	9033830	FWGD36	41 <sup>13</sup> / <sub>16</sub>	9033816	9033826
FWGD40	47 <sup>13</sup> / <sub>16</sub>	9033821	9033831	FWGD40	47 <sup>13</sup> / <sub>16</sub>	9033817	9033827

#### Filler - Stationary Panel / Bottom Rail / Center (October 2010 to Present)

Unit No.	Length	Gray	Bronze
FWGD51	60 <sup>15</sup> / <sub>32</sub>	9033822	9033832
FWGD61	72 <sup>15</sup> / <sub>32</sub>	9033823	9033833

#### Filler - Stationary Panel / Bottom Rail (Vintage, 2008 to October 2010)

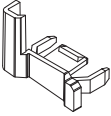
**Note:**  
Handed as unit is handed.

Unit No.	Length	Left		Unit No.	Length	Right	
		Gray	Bronze			Gray	Bronze
FWGD26	29 <sup>13</sup> / <sub>16</sub>	9006343	9017776	FWGD26	29 <sup>13</sup> / <sub>16</sub>	9006339	9017780
FWGD30	35 <sup>13</sup> / <sub>16</sub>	9006344	9017777	FWGD30	35 <sup>13</sup> / <sub>16</sub>	9006340	9017781
FWGD36	41 <sup>13</sup> / <sub>16</sub>	9006345	9017778	FWGD36	41 <sup>13</sup> / <sub>16</sub>	9006341	9017782
FWGD40	47 <sup>13</sup> / <sub>16</sub>	9006346	9017779	FWGD40	47 <sup>13</sup> / <sub>16</sub>	9006342	9017783

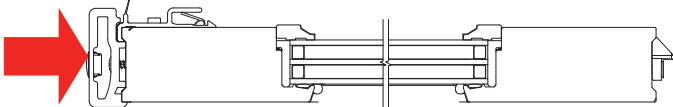
#### Filler - Stationary Panel / Bottom Rail / Center (Vintage, 2008 to October 2010)

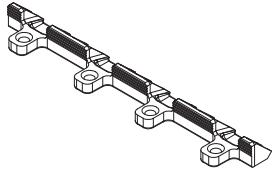
Unit No.	Length	Gray	Bronze
FWGD51	60 <sup>15</sup> / <sub>32</sub>	9019033	9019035
FWGD61	72 <sup>15</sup> / <sub>32</sub>	9019034	9019036

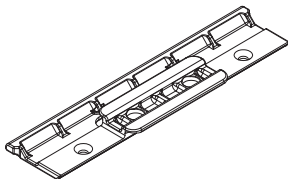
#### End Cap - Bottom Rail Filler

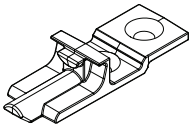
	Color	Left	Right
	Black	9017774	9017775
	Gray	9006369	9006368


## Panels - Stationary

Panel Parts - Stationary																										
Reinforcement Bar- Stationary																										
	<p><b>Note:</b> Reinforcement bar used on "Coastal" units (DP Upgrade, Impact Resistant) and panel heights greater than 92 <sup>15</sup>/<sub>32</sub>" (80).</p>	<table border="1"> <thead> <tr> <th>Color</th> <th>Order No.</th> </tr> </thead> <tbody> <tr> <td>White</td> <td>OBD/Config</td> </tr> <tr> <td>Sandtone</td> <td>OBD/Config</td> </tr> <tr> <td>Canvas</td> <td>OBD/Config</td> </tr> <tr> <td>Terratone</td> <td>OBD/Config</td> </tr> <tr> <td>Forest Green</td> <td>OBD/Config</td> </tr> <tr> <td>Prairie Grass</td> <td>OBD/Config</td> </tr> <tr> <td>Dove Gray</td> <td>OBD/Config</td> </tr> <tr> <td>Dark Bronze</td> <td>OBD/Config</td> </tr> <tr> <td>Cocoa Bean</td> <td>OBD/Config</td> </tr> <tr> <td>Red Rock</td> <td>OBD/Config</td> </tr> <tr> <td>Black</td> <td>OBD/Config</td> </tr> </tbody> </table>	Color	Order No.	White	OBD/Config	Sandtone	OBD/Config	Canvas	OBD/Config	Terratone	OBD/Config	Forest Green	OBD/Config	Prairie Grass	OBD/Config	Dove Gray	OBD/Config	Dark Bronze	OBD/Config	Cocoa Bean	OBD/Config	Red Rock	OBD/Config	Black	OBD/Config
		Color	Order No.																							
		White	OBD/Config																							
		Sandtone	OBD/Config																							
		Canvas	OBD/Config																							
		Terratone	OBD/Config																							
		Forest Green	OBD/Config																							
		Prairie Grass	OBD/Config																							
		Dove Gray	OBD/Config																							
		Dark Bronze	OBD/Config																							
		Cocoa Bean	OBD/Config																							
		Red Rock	OBD/Config																							
Black	OBD/Config																									

Side Retainer - Stationary				
	<p><b>Note:</b> Secures to stat panel and side jamb. See <a href="#">fastener</a>.</p>	<table border="1"> <thead> <tr> <th>Order No.</th> </tr> </thead> <tbody> <tr> <td>9015162</td> </tr> </tbody> </table>	Order No.	9015162
		Order No.		
9015162				

Head Retainer - Stationary				
	<p><b>Note:</b> Snaps in place with stationary head bracket, see <a href="#">page 118</a>.</p>	<table border="1"> <thead> <tr> <th>Order No.</th> </tr> </thead> <tbody> <tr> <td>9006384</td> </tr> </tbody> </table>	Order No.	9006384
		Order No.		
9006384				

Security Bracket (October 2010 to Present)				
		<table border="1"> <thead> <tr> <th>Order No.</th> </tr> </thead> <tbody> <tr> <td>9033834</td> </tr> </tbody> </table>	Order No.	9033834
		Order No.		
9033834				

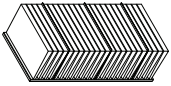
Security Bracket (Vintage, 2008 to October 2010)				
		<table border="1"> <thead> <tr> <th>Order No.</th> </tr> </thead> <tbody> <tr> <td>9006373</td> </tr> </tbody> </table>	Order No.	9006373
		Order No.		
9006373				





# A-Series Gliding Doors (2008 to Present)


Single Panel, 2-Panel, 3-Panel and 4-Panel

## Panels - Stationary

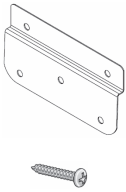
Dust Pad - Security Bracket <i>(October 2010 to Present)</i>	
	<b>Order No.</b>
	9181461

Dust Pad - Security Bracket <i>(Vintage, 2008 to October 2010)</i>	
	<b>Order No.</b>
	9015165

Operator Kit W/End Cap - Blinds Between the Glass				
Tilt/Height Adjustment	Unit No.	Color	Type	Order No.
	All	White	Tilt/Height	9179702
		Slate Gray		9184898

Intermediate Stop Kit - Blinds Between the Glass				
<b>Note:</b> See <a href="#">Accessory Guide 9184899</a> . Kit includes intermediate stop, hex key and set screws.				
	Unit No.	Color	Type	Order No.
	FWD	White	Strike	9184901
		Slate Gray		9184902

## Panels - Stationary

Panel Clips - Stationary/Sidelight/Transom		
Hardware Package / Stationary/Sidelight/Transom Panel Clips		
<b>Note:</b> See <a href="#">Instruction Guide 9020090</a> .		
	<b>Hardware Kit Includes:</b> (21) Clips (84) Fasteners	<b>Order No.</b> 9020154

Cartons			
Cartons / Panel			
		<b>Unit No.</b>	<b>Order No.</b>
		FWGD3668	9068117
		FWGD36611	9068118
		FWGD3680	9068119

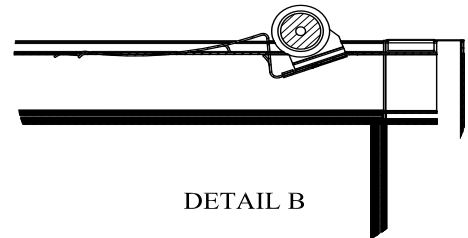
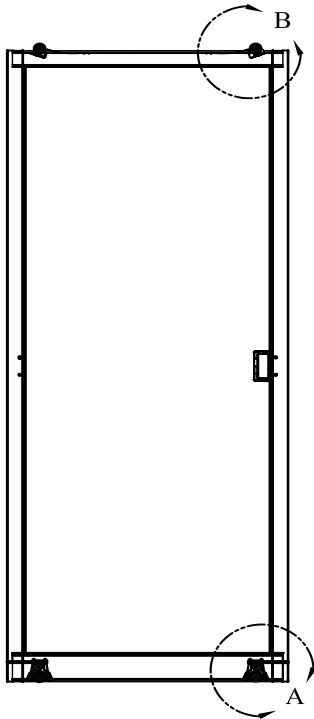
# A-Series Gliding Doors (2008 to Present)

Single Panel, 2-Panel, 3-Panel and 4-Panel


## Insect Screens

### Standard Gliding Insect Screen Graphic

#### Gliding Insect Screen - Standard / Rollers



[Gliding Insect  
Screen Rollers](#)



DETAIL A

## Insect Screens

### Standard Gliding Insect Screens

**Note:**

Gliding insect screen for custom-sized doors are made to order. Product ID label is located on top edge of operating panel. See iQ+ for replacement/upgrade options. See [Accessory Guide 0005424](#). See drawing 50002 for additional detail.

To order, state:

1. Description of part (Gliding Insect Screen)
2. Quantity
3. Product ID (from product label, see [page 10](#))
4. Options Desired (if different than original product)

#### Insect Screen - Gliding / Standard

Unit No.	Dimensions	White	Terratone	Sandtone	Forest Green
FWGD5068/91068	28 <sup>17</sup> / <sub>32</sub> × 77 <sup>15</sup> / <sub>64</sub>	9200289	9200298	9200307	9200316
FWGD50611/910611	28 <sup>17</sup> / <sub>32</sub> × 80 <sup>7</sup> / <sub>64</sub>	9200290	9200299	9200308	9200317
FWGD5080/91080	28 <sup>17</sup> / <sub>32</sub> × 93 <sup>15</sup> / <sub>64</sub>	9200291	9200300	9200309	9200318
FWGD6068/111068	34 <sup>17</sup> / <sub>32</sub> × 77 <sup>15</sup> / <sub>64</sub>	9200292	9200301	9200310	9200319
FWGD60611/1110611	34 <sup>17</sup> / <sub>32</sub> × 80 <sup>7</sup> / <sub>64</sub>	9200293	9200302	9200311	9200320
FWGD6080/111080	34 <sup>17</sup> / <sub>32</sub> × 93 <sup>15</sup> / <sub>64</sub>	9200294	9200303	9200312	9200321
FWGD7068/131068	40 <sup>17</sup> / <sub>32</sub> × 77 <sup>15</sup> / <sub>64</sub>	By description	By description	By description	By description
FWGD70611/1310611	40 <sup>17</sup> / <sub>32</sub> × 80 <sup>7</sup> / <sub>64</sub>	By description	By description	By description	By description
FWGD7080/131080	40 <sup>17</sup> / <sub>32</sub> × 93 <sup>15</sup> / <sub>64</sub>	By description	By description	By description	By description
FWGD8068/151068	46 <sup>17</sup> / <sub>32</sub> × 77 <sup>15</sup> / <sub>64</sub>	9200295	9200304	9200313	9200322
FWGD80611/1510611	46 <sup>17</sup> / <sub>32</sub> × 80 <sup>7</sup> / <sub>64</sub>	9200296	9200305	9200314	9200323
FWGD8080/151080	46 <sup>17</sup> / <sub>32</sub> × 93 <sup>15</sup> / <sub>64</sub>	9200297	9200306	9200315	9200324

#### Insect Screen - Gliding / Standard (Continued)

Unit No.	Dimensions	Canvas	Prairie Grass	Cocoa Bean	Dove Gray
FWGD5068/91068	28 <sup>17</sup> / <sub>32</sub> × 77 <sup>15</sup> / <sub>64</sub>	9200325	9200334	9200343	9200352
FWGD50611/910611	28 <sup>17</sup> / <sub>32</sub> × 80 <sup>7</sup> / <sub>64</sub>	9200326	9200335	9200344	9200353
FWGD5080/91080	28 <sup>17</sup> / <sub>32</sub> × 93 <sup>15</sup> / <sub>64</sub>	9200327	9200336	9200345	9200354
FWGD6068/111068	34 <sup>17</sup> / <sub>32</sub> × 77 <sup>15</sup> / <sub>64</sub>	9200328	9200337	9200346	9200355
FWGD60611/1110611	34 <sup>17</sup> / <sub>32</sub> × 80 <sup>7</sup> / <sub>64</sub>	9200329	9200338	9200347	9200356
FWGD6080/111080	34 <sup>17</sup> / <sub>32</sub> × 93 <sup>15</sup> / <sub>64</sub>	9200330	9200339	9200348	9200357
FWGD7068/131068	40 <sup>17</sup> / <sub>32</sub> × 77 <sup>15</sup> / <sub>64</sub>	By description	By description	By description	By description
FWGD70611/1310611	40 <sup>17</sup> / <sub>32</sub> × 80 <sup>7</sup> / <sub>64</sub>	By description	By description	By description	By description
FWGD7080/131080	40 <sup>17</sup> / <sub>32</sub> × 93 <sup>15</sup> / <sub>64</sub>	By description	By description	By description	By description
FWGD8068/151068	46 <sup>17</sup> / <sub>32</sub> × 77 <sup>15</sup> / <sub>64</sub>	9200331	9200340	9200349	9200358
FWGD80611/1510611	46 <sup>17</sup> / <sub>32</sub> × 80 <sup>7</sup> / <sub>64</sub>	9200332	9200341	9200350	9200359
FWGD8080/151080	46 <sup>17</sup> / <sub>32</sub> × 93 <sup>15</sup> / <sub>64</sub>	9200333	9200342	9200351	9200360

## A-Series Gliding Doors (2008 to Present)

*Single Panel, 2-Panel, 3-Panel and 4-Panel*

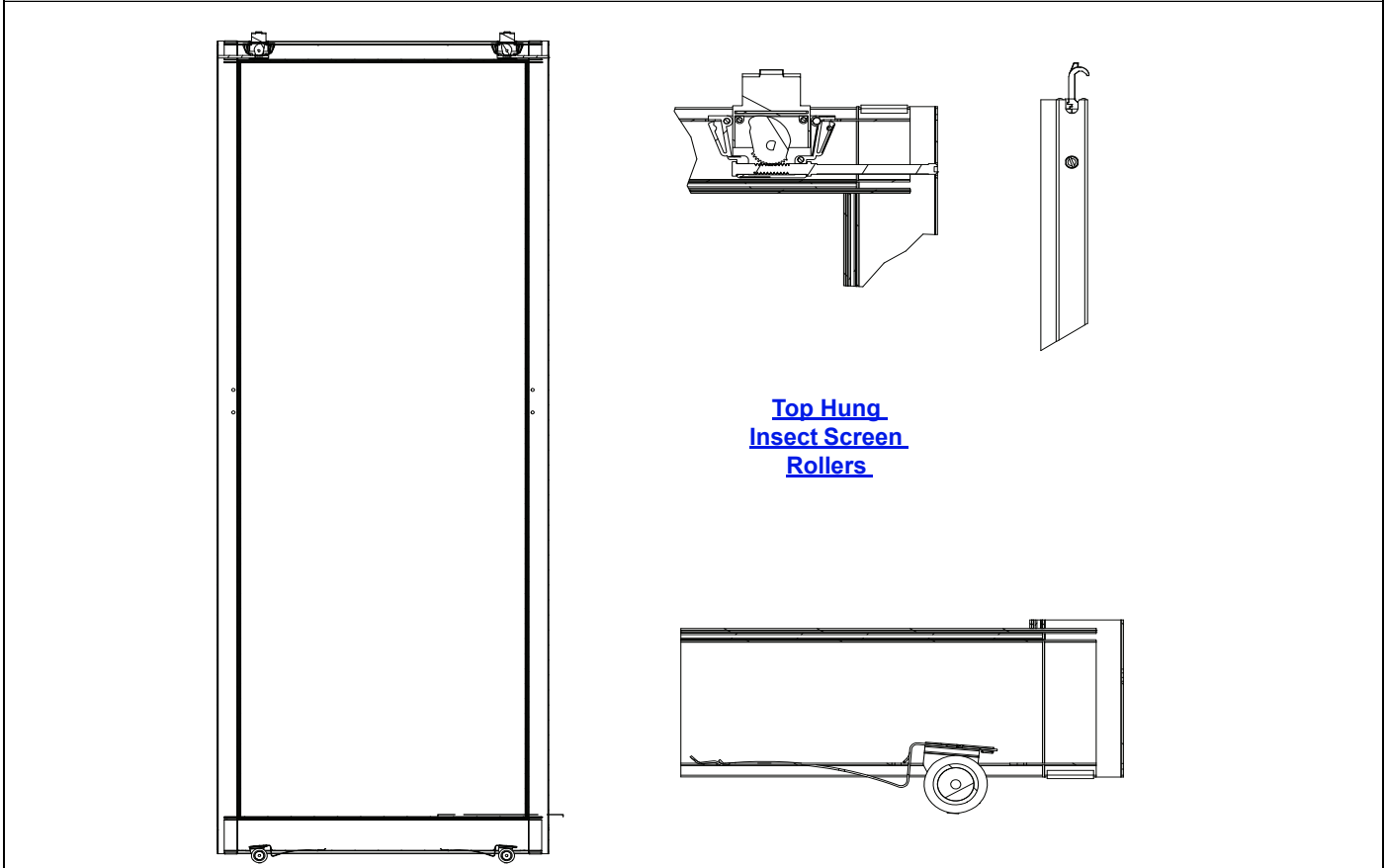
### Insect Screens

Insect Screen - Gliding / Standard (Continued)					
	Unit No.	Dimensions	Red Rock	Dark Bronze	Black
	<b>FWGD5068/91068</b>	28 <sup>17</sup> / <sub>32</sub> × 77 <sup>15</sup> / <sub>64</sub>	9200361	9200370	9200379
	<b>FWGD50611/910611</b>	28 <sup>17</sup> / <sub>32</sub> × 80 <sup>7</sup> / <sub>64</sub>	9200362	9200371	9200380
	<b>FWGD5080/91080</b>	28 <sup>17</sup> / <sub>32</sub> × 93 <sup>15</sup> / <sub>64</sub>	9200363	9200372	9200381
	<b>FWGD6068/111068</b>	34 <sup>17</sup> / <sub>32</sub> × 77 <sup>15</sup> / <sub>64</sub>	9200364	9200373	9200382
	<b>FWGD60611/1110611</b>	34 <sup>17</sup> / <sub>32</sub> × 80 <sup>7</sup> / <sub>64</sub>	9200365	9200374	9200383
	<b>FWGD6080/111080</b>	34 <sup>17</sup> / <sub>32</sub> × 93 <sup>15</sup> / <sub>64</sub>	9200366	9200375	9200384
	<b>FWGD7068/131068</b>	40 <sup>17</sup> / <sub>32</sub> × 77 <sup>15</sup> / <sub>64</sub>	By description	By description	By description
	<b>FWGD70611/1310611</b>	40 <sup>17</sup> / <sub>32</sub> × 80 <sup>7</sup> / <sub>64</sub>	By description	By description	By description
	<b>FWGD7080/13080</b>	40 <sup>17</sup> / <sub>32</sub> × 93 <sup>15</sup> / <sub>64</sub>	By description	By description	By description
	<b>FWGD8068/151068</b>	46 <sup>17</sup> / <sub>32</sub> × 77 <sup>15</sup> / <sub>64</sub>	9200367	9200376	9200385
	<b>FWGD80611/1510611</b>	46 <sup>17</sup> / <sub>32</sub> × 80 <sup>7</sup> / <sub>64</sub>	9200368	9200377	9200386
	<b>FWGD8080/151080</b>	46 <sup>17</sup> / <sub>32</sub> × 93 <sup>15</sup> / <sub>64</sub>	9200369	9200378	9200387

## Insect Screens

### Top Hung Gliding Insect Screen Graphic

#### Gliding Insect Screen - Top Hung



# A-Series Gliding Doors (2008 to Present)

Single Panel, 2-Panel, 3-Panel and 4-Panel

## Insect Screens

### Top Hung Gliding Insect Screens

**Note:**

Gliding insect screen for custom-sized doors are made to order. Product ID label is located on top edge of operating panel. See [Accessory Guide 0005424](#). See drawing 50002 for additional detail.

To order, state:

1. Description of part (Gliding Insect Screen)
2. Quantity
3. Product ID (from product label, see [page 10](#))
4. Options Desired (if different than original product)

Unit No.	Dimensions	White	Terratone	Sandtone	Forest Green
FWGD5068/91068	28 1/2 x 76 5/8	By description	By description	By description	By description
FWGD50611/910611	28 1/2 x 79 1/2	By description	By description	By description	By description
FWGD5080/91080	28 1/2 x 92 5/8	By description	By description	By description	By description
FWGD6068/111068	34 1/2 x 76 5/8	By description	By description	By description	By description
FWGD60611/1110611	34 1/2 x 79 1/2	By description	By description	By description	By description
FWGD6080/111080	34 1/2 x 92 5/8	By description	By description	By description	By description
FWGD7068/131068	40 1/2 x 76 5/8	By description	By description	By description	By description
FWGD70611/1310611	40 1/2 x 79 1/2	By description	By description	By description	By description
FWGD7080/131080	40 1/2 x 92 5/8	By description	By description	By description	By description
FWGD8068/151068	46 1/2 x 76 5/8	By description	By description	By description	By description
FWGD80611/1510611	46 1/2 x 79 1/2	By description	By description	By description	By description
FWGD8080/151080	46 1/2 x 92 5/8	By description	By description	By description	By description

### Insect Screen - Gliding / Top Hung (Continued)

Unit No.	Dimensions	Canvas	Prairie Grass	Cocoa Bean	Dove Gray
FWGD5068/91068	28 1/2 x 76 5/8	By description	By description	By description	By description
FWGD50611/910611	28 1/2 x 79 1/2	By description	By description	By description	By description
FWGD5080/91080	28 1/2 x 92 5/8	By description	By description	By description	By description
FWGD6068/111068	34 1/2 x 76 5/8	By description	By description	By description	By description
FWGD60611/1110611	34 1/2 x 79 1/2	By description	By description	By description	By description
FWGD6080/111080	34 1/2 x 92 5/8	By description	By description	By description	By description
FWGD7068/131068	40 1/2 x 76 5/8	By description	By description	By description	By description
FWGD70611/1310611	40 1/2 x 79 1/2	By description	By description	By description	By description
FWGD7080/131080	40 1/2 x 92 5/8	By description	By description	By description	By description
FWGD8068/151068	46 1/2 x 76 5/8	By description	By description	By description	By description
FWGD80611/1510611	46 1/2 x 79 1/2	By description	By description	By description	By description
FWGD8080/151080	46 1/2 x 92 5/8	By description	By description	By description	By description

## Insect Screens

<b>Insect Screen - Gliding / Top Hung (Continued)</b>					
	<b>Unit No.</b>	<b>Dimensions</b>	<b>Red Rock</b>	<b>Dark Bronze</b>	<b>Black</b>
	<b>FWGD5068/91068</b>	28 1/2 × 76 5/8	By description	By description	By description
	<b>FWGD50611/910611</b>	28 1/2 × 79 1/2	By description	By description	By description
	<b>FWGD5080/91080</b>	28 1/2 × 92 5/8	By description	By description	By description
	<b>FWGD6068/111068</b>	34 1/2 × 76 5/8	By description	By description	By description
	<b>FWGD60611/1110611</b>	34 1/2 × 79 1/2	By description	By description	By description
	<b>FWGD6080/111080</b>	34 1/2 × 92 5/8	By description	By description	By description
	<b>FWGD7068/131068</b>	40 1/2 × 76 5/8	By description	By description	By description
	<b>FWGD70611/1310611</b>	40 1/2 × 79 1/2	By description	By description	By description
	<b>FWGD7080/131080</b>	40 1/2 × 92 5/8	By description	By description	By description
	<b>FWGD8068/151068</b>	46 1/2 × 76 5/8	By description	By description	By description
	<b>FWGD80611/1510611</b>	46 1/2 × 79 1/2	By description	By description	By description
	<b>FWGD8080/151080</b>	46 1/2 × 92 5/8	By description	By description	By description



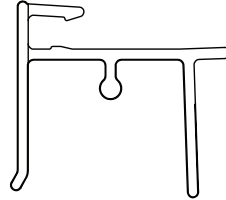
# A-Series Gliding Doors (2008 to Present)

Single Panel, 2-Panel, 3-Panel and 4-Panel

## Insect Screens

### Gliding and Top Hung Insect Screen Guides

#### Guide - Gliding Screen / Standard / Head



Unit No.	Length	White	Terratone	Sandtone	Forest Green	Canvas	Prairie Grass
FWGD50	58 <sup>3</sup> / <sub>16</sub>	9001805	9001823	9001814	9001832	9001841	9001886
FWGD54	62 <sup>3</sup> / <sub>16</sub>	9001806	9001824	9001815	9001833	9001842	9001887
FWGD60	70 <sup>3</sup> / <sub>16</sub>	9001807	9001825	9001816	9001834	9001843	9001888
FWGD64	74 <sup>3</sup> / <sub>16</sub>	9001808	9001826	9001817	9001835	9001844	9001889
FWGD70	82 <sup>3</sup> / <sub>16</sub>	9001809	9001827	9001818	9001836	9001845	9001890
FWGD711	93 <sup>5</sup> / <sub>16</sub>	9001810	9001828	9001819	9001837	9001846	9001891
FWGD80	94 <sup>3</sup> / <sub>16</sub>	9001811	9001829	9001820	9001838	9001847	9001892
FWGD811	105 <sup>5</sup> / <sub>16</sub>	9001812	9001830	9001821	9001839	9001848	9001893
FWGD910	115 <sup>15</sup> / <sub>16</sub>	9018624	9018632	9018628	9018636	9018640	9018660
FWGD1110	139 <sup>15</sup> / <sub>16</sub>	9018625	9018633	9018629	9018637	9018641	9018661
FWGD1310	163 <sup>15</sup> / <sub>16</sub>	9018626	9018634	9018630	9018638	9018642	9018662
FWGD1510	187 <sup>15</sup> / <sub>16</sub>	9018627	9018635	9018631	9018639	9018643	9018663

Unit No.	Length	Cocoa Bean	Dove Gray	Red Rock	Dark Bronze	Black
FWGD50	58 <sup>3</sup> / <sub>16</sub>	9001877	9001868	9001850	9021296	9001859
FWGD54	62 <sup>3</sup> / <sub>16</sub>	9001878	9001869	9001851	9021297	9001860
FWGD60	70 <sup>3</sup> / <sub>16</sub>	9001879	9001870	9001852	9021298	9001861
FWGD64	74 <sup>3</sup> / <sub>16</sub>	9001880	9001871	9001853	9021299	9001862
FWGD70	82 <sup>3</sup> / <sub>16</sub>	9001881	9001872	9001854	9021300	9001863
FWGD711	93 <sup>5</sup> / <sub>16</sub>	9001882	9001873	9001855	9021301	9001864
FWGD80	94 <sup>3</sup> / <sub>16</sub>	9001883	9001874	9001856	9021302	9001865
FWGD811	105 <sup>5</sup> / <sub>16</sub>	9001884	9001875	9001857	9021303	9001866
FWGD910	115 <sup>15</sup> / <sub>16</sub>	9018656	9018652	9018644	9021304	9018648
FWGD1110	139 <sup>15</sup> / <sub>16</sub>	9018657	9018653	9018645	9021305	9018649
FWGD1310	163 <sup>15</sup> / <sub>16</sub>	9018658	9018654	9018646	9021306	9018650
FWGD1510	187 <sup>15</sup> / <sub>16</sub>	9018659	9018655	9018647	9021307	9018651

## Insect Screens

Guide - Top Hung / Head							
Unit No.	Length	White	Terratone®	Sandtone	Forest Green	Canvas	Prairie Grass
FWGD50	58 <sup>3</sup> / <sub>16</sub>	9001895	9001913	9001904	9001922	9001931	9001976
FWGD54	62 <sup>3</sup> / <sub>16</sub>	9001896	9001914	9001905	9001923	9001932	9001977
FWGD60	70 <sup>3</sup> / <sub>16</sub>	9001897	9001915	9001906	9001924	9001933	9001978
FWGD64	74 <sup>3</sup> / <sub>16</sub>	9001898	9001916	9001907	9001925	9001934	9001979
FWGD70	82 <sup>3</sup> / <sub>16</sub>	9001899	9001917	9001908	9001926	9001935	9001980
FWGD711	93 <sup>5</sup> / <sub>16</sub>	9001900	9001918	9001909	9001927	9001936	9001981
FWGD80	94 <sup>3</sup> / <sub>16</sub>	9001901	9001919	9001910	9001928	9001937	9001982
FWGD811	105 <sup>5</sup> / <sub>16</sub>	9001902	9001920	9001911	9001929	9001938	9001983
FWGD910	115 <sup>15</sup> / <sub>16</sub>	9018664	9018672	9018668	9018676	9018680	9018700
FWGD1110	69 <sup>15</sup> / <sub>16</sub>	9018665	9018673	9018669	9018677	9018681	9018701
FWGD1310	81 <sup>15</sup> / <sub>16</sub>	9018666	9018674	9018670	9018678	9018682	9018702
FWGD1510	93 <sup>15</sup> / <sub>16</sub>	9018667	9018675	9018671	9018679	9018683	9018703
Unit No.	Length	Cocoa Bean	Dove Gray	Red Rock	Dark Bronze	Black	
FWGD50	58 <sup>3</sup> / <sub>16</sub>	9001967	9001958	9001940	9021308	9001949	
FWGD54	62 <sup>3</sup> / <sub>16</sub>	9001968	9001959	9001941	9021309	9001950	
FWGD60	70 <sup>3</sup> / <sub>16</sub>	9001969	9001960	9001942	9021310	9001951	
FWGD64	74 <sup>3</sup> / <sub>16</sub>	9001970	9001961	9001943	9021311	9001952	
FWGD70	82 <sup>3</sup> / <sub>16</sub>	9001971	9001962	9001944	9021312	9001953	
FWGD711	93 <sup>5</sup> / <sub>16</sub>	9001972	9001963	9001945	9021313	9001954	
FWGD80	94 <sup>3</sup> / <sub>16</sub>	9001973	9001964	9001946	9021314	9001955	
FWGD811	105 <sup>5</sup> / <sub>16</sub>	9001974	9001965	9001947	9021315	9001956	
FWGD910	115 <sup>15</sup> / <sub>16</sub>	9018696	9018692	9018684	9021316	9018688	
FWGD1110	69 <sup>15</sup> / <sub>16</sub>	9018697	9018693	9018685	9021317	9018689	
FWGD1310	81 <sup>15</sup> / <sub>16</sub>	9018698	9018694	9018686	9021318	9018690	
FWGD1510	93 <sup>15</sup> / <sub>16</sub>	9018699	9018695	9018687	9021319	9018691	

# A-Series Gliding Doors (2008 to Present)

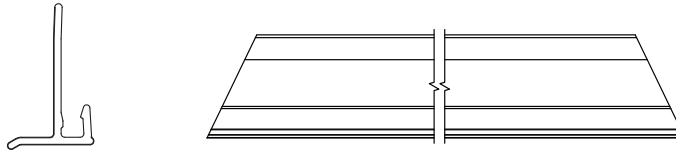
Single Panel, 2-Panel, 3-Panel and 4-Panel

## Insect Screens

### Guide - Gliding Screen / Side

**Note:**

Use on both standard gliding and top-hung sliding screens as well as [retractable screens](#).  
 Found on the operating side of the 2 panel door frames and not used on 4 panel doors.



Unit No.	Length	White	Terratone®	Sandtone	Forest Green	Canvas	Prairie Grass
FWD68	77 1/2	9001985	9001993	9001989	9001997	9002001	9002021
FWD611	80 3/8	9001986	9001994	9001990	9001998	9002002	9002022
FWD76	87 1/2	By description	By description	By description	By description	By description	By description
FWD80	93 1/2	9001988	9001996	9001992	9002000	9002004	9002024
FWD100	117 1/2	By description	By description	By description	By description	By description	By description

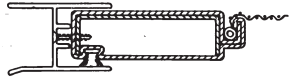
  

Unit No.	Length	Cocoa Bean	Dove Gray	Red Rock	Dark Bronze	Black
FWD68	77 1/2	9002017	9002013	9002005	9021395	9002009
FWD611	80 3/8	9002018	9002014	9002006	9021396	9002010
FWD76	87 1/2	By description	By description	By description	By description	By description
FWD80	93 1/2	9002020	9002016	9002008	9021397	9002012
FWD100	117 1/2	By description	By description	By description	By description	By description

## Insect Screens

### Insect Screens Parts-Top Hung and Standard Insect Screens

#### Astragal with Hardware - Gliding Insect Screen / Top Hung / 4-Panel

	Unit No.	Length	White	Terratone®	Sandtone	Forest Green
	FWGD68	76 <sup>9</sup> / <sub>16</sub>	9020155	9020161	9020158	9020164
	FWGD611	79 <sup>7</sup> / <sub>16</sub>	9020156	9020162	9020159	9020165
	FWGD80	92 <sup>9</sup> / <sub>16</sub>	9020157	9020163	9020160	9020166

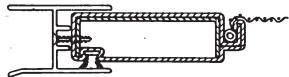
#### Astragal with Hardware - Gliding Insect Screen / Top Hung / 4-Panel (Continued)

	Unit No.	Length	Canvas	Prairie Grass	Cocoa Bean	Dove Gray
	FWGD68	76 <sup>9</sup> / <sub>16</sub>	9020167	9020182	9020179	9020176
	FWGD611	79 <sup>7</sup> / <sub>16</sub>	9020168	9020183	9020180	9020177
	FWGD80	92 <sup>9</sup> / <sub>16</sub>	9020169	9020184	9020181	9020178

#### Astragal with Hardware - Gliding Insect Screen / Top Hung / 4-Panel (Continued)

	Unit No.	Length	Red Rock	Dark Bronze	Black
	FWGD68	76 <sup>9</sup> / <sub>16</sub>	9020170	9021320	9020173
	FWGD611	79 <sup>7</sup> / <sub>16</sub>	9020171	9021321	9020174
	FWGD80	92 <sup>9</sup> / <sub>16</sub>	9020172	9021322	9020175

#### Astragal with Hardware - Gliding Insect Screen / Standard / 4-Panel

	Unit No.	Length	White	Terratone®	Sandtone	Forest Green
	FWGD68	77 <sup>3</sup> / <sub>16</sub>	9018704	9018712	9018708	9018716
	FWGD611	80 <sup>1</sup> / <sub>16</sub>	9018705	9018713	9018709	9018717
	FWGD80	93 <sup>3</sup> / <sub>16</sub>	9018707	9018715	9018711	9018719

#### Astragal with Hardware - Gliding Insect Screen / Standard / 4-Panel (Continued)

	Unit No.	Length	Canvas	Prairie Grass	Cocoa Bean	Dove Gray
	FWGD68	77 <sup>3</sup> / <sub>16</sub>	9018720	9018740	9018736	9018732
	FWGD611	80 <sup>1</sup> / <sub>16</sub>	9018721	9018741	9018737	9018733
	FWGD80	93 <sup>3</sup> / <sub>16</sub>	9018723	9018743	9018739	9018735


#### Astragal with Hardware - Gliding Insect Screen / Standard / 4-Panel (Continued)


	Unit No.	Length	Red Rock	Dark Bronze	Black
	FWGD68	77 <sup>3</sup> / <sub>16</sub>	9018724	9205402	9018728
	FWGD611	80 <sup>1</sup> / <sub>16</sub>	9018725	9205403	9018729
	FWGD80	93 <sup>3</sup> / <sub>16</sub>	9018727	9205404	9018731

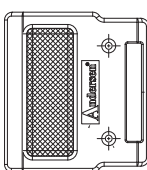

# A-Series Gliding Doors (2008 to Present)

Single Panel, 2-Panel, 3-Panel and 4-Panel

## Insect Screens

Astragal Hardware Package - Gliding Insect Screen / Standard and Top Hung / 4-Panel			
	<b>Pack Includes:</b> (2) Handles (1) Locking lever (3) Insect screen stops (10) Fasteners <a href="#">Accessory Guide 9020091</a>	<b>Color</b>	<b>Order No.</b>
		White	9020122
		Sandtone	9020123
		Terratone®	9020124
		Forest Green	9020125
		Canvas	9018744
		Prairie Grass	9018749
		Cocoa Bean	9018748
		Dove Gray	9018747
		Red Rock	9018745
		Black	9018746
		Dark Bronze	9021323

Hardware Package - Gliding Insect Screen / Standard and Top Hung			
<b>Note:</b> Stone used for Sandtone and Terratone.			
	<b>Pack Includes:</b> (1) Logo plate (1) Interior pull (1) Exterior pull (2) #6x5/8" fasteners (2) #6x1" fasteners (1) #6 x 5/8" fastener (1) Screen stop <a href="#">Accessory Guide 0005424</a>	<b>Color</b>	<b>Order No.</b>
		White	9068899
		Stone	9068900
		Forest Green	9068901
		Canvas	9002032
		Prairie Grass	9002037
		Cocoa Bean	9002036
		Dove Gray	9002035
		Red Rock	9002033
		Black	9002034
		Dark Bronze	9021325

Pull - Gliding Insect Screen / Standard and Top Hung / Interior / 2-Panel			
<b>Note:</b> Stone used for Sandtone and Terratone.			
		<b>Color</b>	<b>Order No.</b>
		White	1997306
		Stone	1997194
		Forest Green	1267818
		Canvas	9002044
		Prairie Grass	9002049
		Cocoa Bean	9002048
		Dove Gray	9002047
		Red Rock	9002045
		Black	9002046
		Dark Bronze	9021327

## Insect Screens

Pull - Gliding Insect Screen / Exterior / Universal			
<b>Note:</b> Stone used for Sandtone and Terratone.			
		<b>Color</b>	<b>Order No.</b>
		White	1997307
		Stone	1997195
		<b>Forest Green</b>	1267819
		Canvas	9002038
		Prairie Grass	9002043
		Cocoa Bean	9002042
		Dove Gray	9002041
		Red Rock	9002039
		Black	9002040
		Dark Bronze	9021357

Pull with Screws - Inside / Gliding Insect Screen / 4-Panel			
	<b>Note:</b> The insect screen locking lever is not included. Stone used for Sandtone and Terratone.	<b>Color</b>	<b>Order No.</b>
		White	2573864
		Stone	2573610
		<b>Forest Green</b>	1267821
		Canvas	9018750
		Prairie Grass	9018755
		Cocoa Bean	9018754
		Dove Gray	9018753
		Red Rock	9018751
		Black	9018752
		Dark Bronze	9021324


Locking Lever - Astragal / Gliding Insect Screen / 4-Panel		
		<b>Order No.</b>
		2573608


Bug Seal - Astragal / Black / 4-Panel			
	<b>Note:</b> See <a href="#">Service Guide 9121138</a> .	<b>Color</b>	<b>Order No.</b>
		Black	9121139


# A-Series Gliding Doors (2008 to Present)


Single Panel, 2-Panel, 3-Panel and 4-Panel

## Insect Screens


Latch Kit with Screw and Spacer			
	<b>Note:</b> Also used for single retractable insect screen. Stone used for Sandtone and Terratone.	<b>Color</b>	<b>Order No.</b>
		White	9003094
		Stone	9003095
		Forest Green	9003097
		Canvas	9003098
		Prairie Grass	9003103
		Cocoa Bean	9003102
		Dove Gray	9003101
		Red Rock	9003099
		Black	9003100
Dark Bronze	9021387		


Spring Roller - Top Hung Screen		
	<b>Note:</b> Located on the bottom of the screen. No fasteners are needed for this assembly.	<b>Order No.</b>
		9002056


Hanger - Top Hung Screen			
	<b>Note:</b> Located on the top of the screen. No fasteners are needed for this assembly. Handed as location on insect screen as viewed from exterior. Each insect screen has 1 right and 1 left top hanger.	<b>Left</b>	<b>Right</b>
		9002057	9002058

Wheel Assembly - Gliding Insect Screen / Standard			
 <p>Upper</p> <p>2 13/16"</p> <p>Lower</p> <p>2 3/16"</p>	<b>Note:</b> No fasteners are needed for this wheel assembly.	<b>Upper</b>	<b>Lower</b>
		1997063	1997310

## Insect Screens

Logo Plate with Screws - Gliding Insect Screen		
		<b>Color</b>
		<b>White</b>
		Stone
		<b>Forest Green</b>
		<b>Canvas</b>
		<b>Prairie Grass</b>
		<b>Cocoa Bean</b>
		<b>Dove Gray</b>
		<b>Red Rock</b>
		<b>Black</b>
	<b>Dark Bronze</b>	
	<b>Order No.</b>	
	1997197	
	2641206	
	1262841	
	9002050	
	9002055	
	9002054	
	9002053	
	9002051	
	9002052	
	9020350	

Bug Seal - Gliding Insect Screen		
	<b>Note:</b> Order by the foot. Used to replace gliding insect screen weatherstrip.	<b>Order No.</b>
		2579073

Rescreening Kits - Gliding Insect Screens		
Rescreening Kit - Gliding Insect Screen		
	<b>Note:</b> One size fits all doors.  <b>Kit Includes:</b> Polyethylene splines Fiberglass insect screen cloth 1-wood spacer bar 1-spline roller	<b>Order No.</b>
		1274712



# A-Series Gliding Doors (2008 to Present)

Single Panel, 2-Panel, 3-Panel and 4-Panel

## Insect Screens

### Retractable Insect Screens *(April 2024 - Present)*

**Note:**

See [Installation/Accessory Guide](#) (single). See IQ+ for additional detail.

### Vintage Insect Screen - Retractable *(April 2024 - Present)*

Unit No.		White		Terratone®		Sandtone		Forest Green	
		Left	Right	Left	Right	Left	Right	Left	Right
<b>50</b>	PS510								
	PD5068								
	PD50611								
	PD5080								
<b>60</b>	PD6068								
	PD60611								
<b>80</b>	PD6080								
	PD8068								
	PD80611								
	PD8080								

## Insect Screens

### Vintage Retractable Insect Screens (2008 - April 2024)

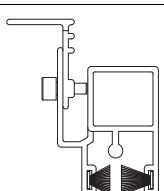
**Note:**  
See [Accessory Guide 0005478](#).

#### Vintage Insect Screen - Retractable (2008 - April 2024)

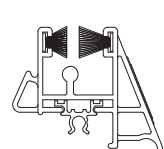
Unit No.		White		Terratone®		Sandtone		Forest Green	
		Left	Right	Left	Right	Left	Right	Left	Right
50	PS510	2517682	1900004	2641756	2641740	0900176	0900160	9056460	9056459
	PD5068	2517673	1900001	2641747	2641737	0900167	0900157	1205660	1205651
	PD50611	2517674	1900002	2641748	2641738	0900168	0900158	1205661	1205652
	PD5080	2517675	1900003	2641749	2641739	0900169	0900159	1205662	1205653
60	PD6068	2517676	1900005	2641750	2641741	0900170	0900161	1205663	1205654
	PD60611	2517677	1900006	2641751	2641742	0900171	0900162	1205664	1205655
80	PD6080	2517678	1900007	2641752	2641743	0900172	0900163	1205665	1205656
	PD8068	2517679	1900008	2641753	2641744	0900173	0900164	1205666	1205657
	PD80611	2517680	1900009	2641754	2641745	0900174	0900165	1205667	1205658
	PD8080	2517681	1900010	2641755	2641746	0900175	0900166	1205668	1205659

### Vintage Retractable Insect Screen Parts (2008 - April 2024)

#### Vintage Track - Top / Retractable Insect Screen (2008 - April 2024)

	Unit No.	White		Terratone®		Sandtone		Forest Green	
		Left	Right	Left	Right	Left	Right	Left	Right
	PD50	2562467	2562461	2605180	2605174	0916065	0916059	1232868	1232865
	PD60	2562468	2562462	2605181	2605175	0916066	0916060	1232869	1232866
	PD80	2562469	2562463	2605182	2605176	0916067	0916061	1232870	1232867

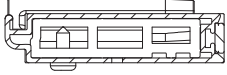
#### Vintage Track - Bottom / Retractable Insect Screen (2008 - April 2024)


	Unit No.	Order No.	
		Left	Right
	PD50	2562464	2562458
	PD60	2562465	2562459
	PD80	2562466	2562460

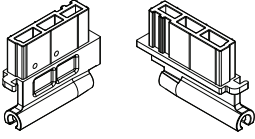
# A-Series Gliding Doors (2008 to Present)

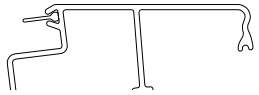
Single Panel, 2-Panel, 3-Panel and 4-Panel

## Insect Screens

Vintage Slide Bar Assembly - Retractable Insect Screen (2008 - April 2024)									
	Unit No.	White		Terratone®		Sandtone		Forest Green	
		Left	Right	Left	Right	Left	Right	Left	Right
	PD68	2562434	2562431	2605168	2605165	0916053	0916050	1232859	1232856
	PD611	2562435	2562432	2605169	2605166	0916054	0916051	1232860	1232857
	PD80	2562436	2562433	2605170	2605167	0916055	0916052	1232861	1232858

Vintage Slide Bar - Retractable Insect Screen (2008 - Present)									
	Unit No.	White		Terratone®		Sandtone		Forest Green	
		Left	Right	Left	Right	Left	Right	Left	Right
	PD68	2562425	2562498	2605162	2605186	0916047	0916071	1232853	1232871
	PD611	2562426	2562499	2605163	2605187	0916048	0916072	1232854	1232872
	PD80	2562427	2562501	2605164	2605188	0916049	0916073	1232855	1232873

Vintage Slide Body - Retractable Insect Screen (2008 - April 2024)				
 Left      Right	<b>Note:</b> A left hand screen will use a left hand slide body on the sill and a right hand slide body on the head.	<b>Color</b>	<b>Left</b>	<b>Right</b>
		White	2562449	2562450
		Terratone®	2605171	2605172
		Sandtone	0916056	0916057
		Forest Green	1232862	1232863

Vintage Track Filler with Sill Sweep - Bottom / Retractable Insect Screen (2008 - April 2024)			
	<b>Unit No.</b>	<b>Order No.</b>	
	PD50	2562422	
	PD60	2562423	
	PD80	2562424	

## Insect Screens

Vintage Canister Assembly - Retractable Insect Screen (2008 - April 2024)									
	Unit No.	White		Terratone®		Sandtone		Forest Green	
		Left	Right	Left	Right	Left	Right	Left	Right
	<b>FWG5068 /6068</b>	2562361	2562355	2605144	2605138	0916029	0916023	1232835	1232829
	<b>FWG50611/ 60611</b>	2562363	2562357	2605146	2605140	0916031	0916025	1232837	1232831
	<b>FWG5080/ 6080</b>	2562365	2562359	2605148	2605142	0916033	0916027	1232839	1232833
	<b>FWG8068</b>	2562362	2562356	2605145	2605139	0916030	0916024	1232836	1232830
	<b>FWG80611</b>	2562364	2562358	2605147	2605141	0916032	0916026	1232838	1232832
	<b>FWG8080</b>	2562366	2562360	2605149	2605143	0916034	0916028	1232840	1232834

Vintage Canister - Retractable Insect Screen (2008 - April 2024)					
	Unit No.	White	Terratone®	Sandtone	Forest Green
	<b>PD68</b>	2562349	2605135	0916020	1232826
	<b>PD611</b>	2562350	2605136	0916021	1232827
	<b>PD80</b>	2562351	2605137	0916022	1232828

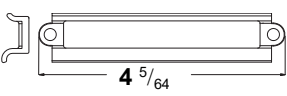
Vintage End Cap - Canister / Retractable Insect Screen (2008 - April 2024)				
	Color	Left	Right	
	<b>White</b>	2562380	2562381	
	<b>Terratone®</b>	2605150	2605151	
	<b>Sandtone</b>	0916035	0916036	
	<b>Forest Green</b>	1232841	1232842	

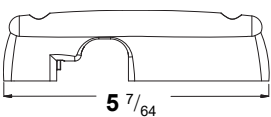
Vintage Cloth with Core - Retractable Insect Screen (2008 - April 2024)				
	Unit No.	Left	Right	
	<b>PD6068</b>	2562403	2562518	
	<b>PD60611</b>	2562404	2562519	
	<b>PD6080</b>	2562405	2562520	
	<b>PD8068</b>	2562406	2562521	
	<b>PD80611</b>	2562407	2562522	
	<b>PD8080</b>	2562408	2562523	

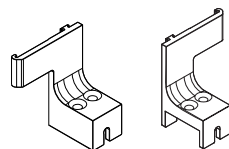
# A-Series Gliding Doors (2008 to Present)

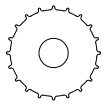
Single Panel, 2-Panel, 3-Panel and 4-Panel

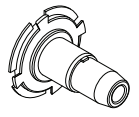
## Insect Screens

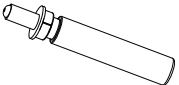
Vintage Handle - Retractable Insect Screen / Inside (2008 - April 2024)												
		<table border="1"> <thead> <tr> <th>Color</th> <th>Unit No.</th> </tr> </thead> <tbody> <tr> <td>White</td> <td>2562391</td> </tr> <tr> <td>Terratone®</td> <td>2605153</td> </tr> <tr> <td>Sandtone</td> <td>0916038</td> </tr> <tr> <td>Forest Green</td> <td>1232844</td> </tr> </tbody> </table>	Color	Unit No.	White	2562391	Terratone®	2605153	Sandtone	0916038	Forest Green	1232844
	Color	Unit No.										
	White	2562391										
	Terratone®	2605153										
Sandtone	0916038											
Forest Green	1232844											

Vintage Handle - Outside / Retractable Insect Screen (2008 - April 2024)												
		<table border="1"> <thead> <tr> <th>Color</th> <th>Unit No.</th> </tr> </thead> <tbody> <tr> <td>White</td> <td>2562390</td> </tr> <tr> <td>Terratone®</td> <td>2605152</td> </tr> <tr> <td>Sandtone</td> <td>0916037</td> </tr> <tr> <td>Forest Green</td> <td>1232843</td> </tr> </tbody> </table>	Color	Unit No.	White	2562390	Terratone®	2605152	Sandtone	0916037	Forest Green	1232843
	Color	Unit No.										
	White	2562390										
	Terratone®	2605152										
Sandtone	0916037											
Forest Green	1232843											

Vintage Cassette Retainer - Insect Screen / Retractable (2008 - April 2024)																		
 <p>Left      Right</p>	<p><b>Note:</b> The cassette retainer is referred to as cannister brackets in installation instructions. RH unit uses RH bracket on sill and LH bracket on head.</p>	<table border="1"> <thead> <tr> <th>Color</th> <th>Left</th> <th>Right</th> </tr> </thead> <tbody> <tr> <td>White</td> <td>2562401</td> <td>2562402</td> </tr> <tr> <td>Terratone®</td> <td>2605157</td> <td>2605156</td> </tr> <tr> <td>Sandtone</td> <td>0916041</td> <td>0916042</td> </tr> <tr> <td>Forest Green</td> <td>1232847</td> <td>1232848</td> </tr> </tbody> </table>	Color	Left	Right	White	2562401	2562402	Terratone®	2605157	2605156	Sandtone	0916041	0916042	Forest Green	1232847	1232848	
		Color	Left	Right														
		White	2562401	2562402														
		Terratone®	2605157	2605156														
Sandtone	0916041	0916042																
Forest Green	1232847	1232848																

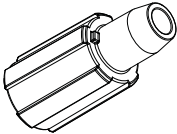
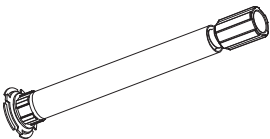
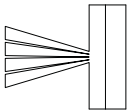
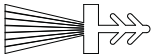


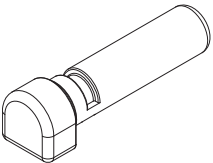
Vintage Spline - Insect Screen / Retractable (2008 - April 2024)			
	<table border="1"> <thead> <tr> <th>Order No.</th> </tr> </thead> <tbody> <tr> <td>2562452</td> </tr> </tbody> </table>	Order No.	2562452
Order No.			
2562452			

Vintage Spindle - End Cap / Insect Screen / Retractable (2008 - April 2024)			
	<table border="1"> <thead> <tr> <th>Order No.</th> </tr> </thead> <tbody> <tr> <td>2562451</td> </tr> </tbody> </table>	Order No.	2562451
Order No.			
2562451			

Vintage Dampener - Insect Screen / Retractable (2008 - April 2024)			
	<table border="1"> <thead> <tr> <th>White</th> </tr> </thead> <tbody> <tr> <td>2562379</td> </tr> </tbody> </table>	White	2562379
White			
2562379			

Vintage Magnet - Side Bar / Retractable Insect Screen (Pair) (2008 - April 2024)			
<p><b>Note:</b> Includes one side jamb magnet and one slide bar magnet. Comes as 80 height and cut to size as necessary.</p>	<table border="1"> <thead> <tr> <th>Order No.</th> </tr> </thead> <tbody> <tr> <td>2573137</td> </tr> </tbody> </table>	Order No.	2573137
Order No.			
2573137			

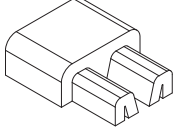
## Insect Screens


<b>Vintage Spring Tensioner - Insect Screen / Retractable</b> (2008 - April 2024)			
		<b>Order No.</b>	
		2562454	
<b>Vintage Spring - Tension - Insect Screen / Retractable</b> (2008 - April 2024)			
		<b>Order No.</b>	
		2562456	
<b>Vintage Weatherstrip Pile - Interior Canister - Insect Screen / Retractable</b> (2008 - April 2024)			
		<b>Order No.</b>	
		2562497	
<b>Vintage Bug Pile - Barb Spacer / Insect Screen / Retractable</b> (2008 - April 2024)			
		<b>Unit No.</b>	<b>Order No.</b>
		PD80	2562340
<b>Vintage Bug Pile - Head and Sill Track Kit / Insect Screen / Retractable</b> (2008 - April 2024)			
		<b>Unit No.</b>	<b>Order No.</b>
		PD80	2562341
<b>Vintage Bug Pile - Slide Bar Kit / Insect Screen / Retractable</b> (2008 - April 2024)			
		<b>Unit No.</b>	<b>Order No.</b>
		PD80	2562342
<b>Vintage Bumper - Insect Screen / Retractable</b> (2008 - April 2024)			
		<b>White</b>	<b>Gray</b>
		2562343	2562344

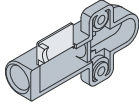
# A-Series Gliding Doors (2008 to Present)

Single Panel, 2-Panel, 3-Panel and 4-Panel

## Insect Screens

Vintage Bumper - Stop Extension / Insect Screen / Retractable (2008 - April 2024)		
		<b>White</b>
		<b>Gray</b>
		2562345
		2562346

Vintage Bushing - Retractable Insect Screen (2008 - April 2024)		Order No.
		2562347

Vintage Bumper Housing - Retractable Insect Screen (2008 - April 2024)		
	<b>Note:</b> Installation instructions refer to this part as a "damper".	<b>Color</b>
		<b>White</b>
		<b>Terratone®</b>
		<b>Sandtone</b>
		<b>Forest Green</b>
		<b>Unit No.</b>
		2562395
		2605155
		0916040
		1232846

Vintage Stud/Bolt - Retractable Insect Screen (2008 - April 2024)		
		<b>Color</b>
		<b>White</b>
		<b>Terratone®</b>
		<b>Sandtone</b>
		<b>Forest Green</b>
		<b>Unit No.</b>
		2562455
		2605173
		0916058
		1232864

Vintage Hardware Pack - Retractable Insect Screen (2008 - April 2024)		
<b>Pack Includes:</b> (1) Bumper - panel stop extension (1) Passive handle (2) Housing dampeners (1) Interior handle (2) Bumpers - finger pinch (2) Tapped studs (1) Retainer cassette, left (1) Retainer cassette, right (5) Screws - 8 -11 x 1 vinyl thread #7 pan head Phillips (4) Screws - 6-20 x .38 sheet metal screws (2) 8-32 1.5 SS PN DH Phillips machine screws (1) 8-32 x .5 SS flat HD Phillips (2) 8-18 x 1.5 SS flat HD Phillips		<b>Color</b>
		<b>White</b>
		<b>Terratone®</b>
		<b>Sandtone</b>
		<b>Forest Green</b>
		<b>Unit No.</b>
		2562392
		2605154
		0916039
		1232845

Vintage Screw - Retractable Insect Screen (2008 - April 2024)			
	<b>Description</b>	<b>Color</b>	<b>Order No.</b>
	8-32 x 1/2 PH FL	<b>White</b>	2562414
		<b>Terratone®</b>	2605158
		<b>Sandtone</b>	0916043
		<b>Forest Green</b>	1232849

## Insect Screens

<b>Vintage Screw - Retractable Insect Screen</b> (2008 - April 2024)			
	<b>Description</b>	<b>Color</b>	<b>Order No.</b>
	6-20 x 3/8 PH PAN	White	2562417
		Terratone®	2605159
		Sandtone	0916044
		Forest Green	1232850
<b>Vintage Screw - Retractable Insect Screen</b> (2008 - April 2024)			
	<b>Description</b>	<b>Color</b>	<b>Order No.</b>
	8 x 1 PH PAN	White	2562419
		Terratone®	2605160
		Sandtone	0916045
		Forest Green	1232851
<b>Vintage Screw - Retractable Insect Screen</b> (2008 - April 2024)			
	<b>Description</b>	<b>Color</b>	<b>Order No.</b>
	8-32 x 1 1/2 PH PAN SS	White	2562420
		Terratone®	2605161
		Sandtone	0916046
		Forest Green	1232852
<b>Vintage Screw - Anchor / Sill / Insect Screen / Retractable</b> (2008 - April 2024)			
			<b>Gray</b>
			2562339
<b>Vintage Screw - Insect Screen / Retractable</b> (2008 - April 2024)			
	<b>Description</b>	<b>Order No.</b>	
	6-32 x 1/2 PH FL TYP F	2562412	
<b>Vintage Screw - Insect Screen / Retractable</b> (2008 - April 2024)			
	<b>Description</b>	<b>Order No.</b>	
	8 x 1 1/2 PH FL	2562413	
<b>Vintage Screw - Insect Screen / Retractable</b> (2008 - April 2024)			
	<b>Description</b>	<b>Order No.</b>	
	8-18 x 1 1/2 PH PAN SS	2562421	



# A-Series Gliding Doors (2008 to Present)

Single Panel, 2-Panel, 3-Panel and 4-Panel

## Grilles

### Traditional Interior Grilles - Standard / Custom

**Note:**

Replacement interior grilles for standard and custom-sized doors are made to order. Grilles include fasteners when required. See [Interior Grille Installation Video](#). Permanently applied interior/exterior grilles can only be ordered by Andersen Territory Service Representatives, Andersen Service Dealers and Providers available in the Service Replacement Only section [page 147](#).

### Grilles - Standard / Interior

**To order, state:**

1. Description of Part (Interior Grille, Exterior/Interior color/finish, Pattern, Profile)
2. Product ID (from product label, see [page 10](#))

White Canvas Dove Gray Sandtone

Terratone® Forest Green Prairie Grass Red Rock

Black Dark Bronze Cocoa Bean

Clear Coat Honey White

Oak Cinnamon Russet Birch Bark

Maple Mocha Espresso Primed

Diamond Queen Anne Colonial Modified Colonial Modified Colonial with 2 1/4" rail

Tall Fractional Tall Fractional with 2 1/4" rail Short Fractional Short Fractional with 2 1/4" rail Prairie

2x2 1x4 1x4 Specified Equal Light Custom Patterns

3/4" 7/8" 1 1/8" 2 1/4"

**Exterior color options:**

White	Canvas	Dove Gray	Sandtone
Terratone®	Forest Green	Prairie Grass	Red Rock
Black	Dark Bronze	Cocoa Bean	

**Interior species/finish/color options:**

Pine	Maple	Oak	Mahogany
Douglas Fir	Cherry		
Unfinished	Russet	Espresso	Clear Coat
Honey	Cinnamon	Mocha	
White-Painted	Birch Bark	Primed	Sandtone
Canvas	Terratone®	Forest Green	Dove Gray
Prairie Grass	Cocoa Bean	Red Rock	Dark Bronze
Black			

**Pattern options:**

Diamond	Queen Anne	Colonial	Modified Colonial	Modified Colonial w/ SCR
Tall Fractional	Tall Fractional w/SCR	Short Fractional	Short Fractional w/SCR	Prairie
Specified Equal Light		Custom		

**Profile options:**

3/4 inch	7/8 inch	1 1/8 inch	2 1/4 inch
----------	----------	------------	------------

# Grilles

## Contemporary Interior Grilles - Standard / Custom

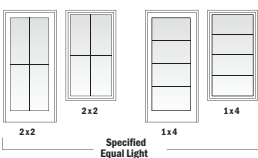
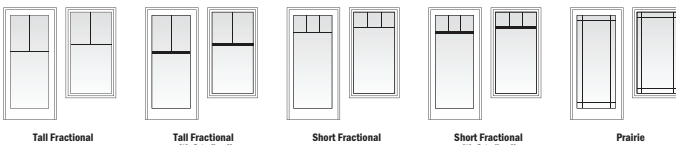

**Note:**

Replacement interior grilles for standard and custom-sized doors are made to order. Grilles include fasteners when required. See [Interior Grille Installation Video](#). Permanently applied interior/exterior grilles can only be ordered by Andersen Territory Service Representatives, Andersen Service Dealers and Providers available in the Service Replacement Only section [page 147](#).

### Grilles - Standard / Interior

**To order, state:**

1. Description of Part (Interior Grille, Exterior/Interior color/finish, Pattern, Profile)
2. Product ID (from product label, see [page 10](#))



**Exterior color options:**

White	Canvas	Dove Gray	Sandtone
Terratone®	Forest Green	Prairie Grass	Red Rock
Black	Dark Bronze	Cocoa Bean	

**Interior species/finish/color options:**

Pine	Maple	Oak	Mahogany
Douglas Fir	Cherry		
Unfinished	Russet	Espresso	Clear Coat
Honey	Cinnamon	Mocha	
White-Painted	Birch Bark	Primed	Sandtone
Canvas	Terratone®	Forest Green	Dove Gray
Prairie Grass	Cocoa Bean	Red Rock	Dark Bronze
Black			

**Pattern options:**

	Colonial	Modified Colonial	Modified Colonial w/ SCR
Tall Fractional	Tall Fractional w/SCR	Short Fractional	Short Fractional w/SCR
		Prairie	
Specified Equal Light			

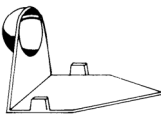
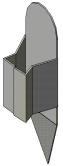
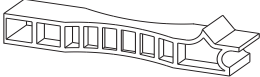
**Profile options:**

5/8 inch	3/4 inch	2 1/4 inch	3 1/2 inch
----------	----------	------------	------------

# A-Series Gliding Doors (2008 to Present)

Single Panel, 2-Panel, 3-Panel and 4-Panel

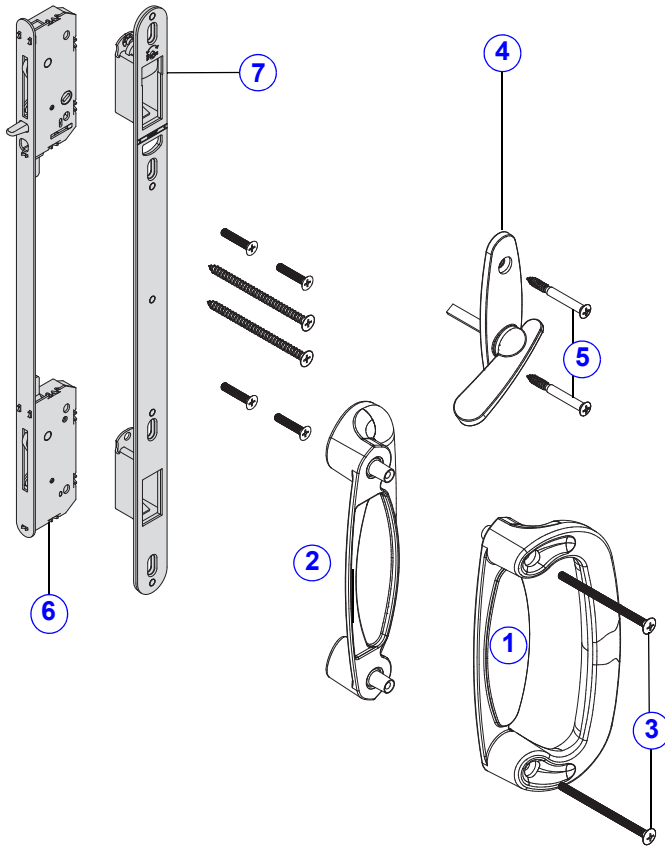
## Grilles

Interior Grille Parts and Tools			
<b>Grille Fastener for Wood Stop</b>			
		<b>Color</b>	<b>Order No.</b>
		All	1974314
<b>Interior Grille Fastener</b>			
		<b>Color</b>	<b>Order No.</b>
		White	1974310
		Sandtone	8154120
		Terratone®	2601210
		Forest Green	9046244
		Canvas	9131693
		Dark Bronze	9131694
		Black	9131695
<b>Installation Tool</b>			
			<b>Order No.</b>
			9019326

## Hardware

### Hardware - Tribeca®

**Note:** See [Accessory Guide 0005414](#), [Multi-point lock/latch receiver](#) and fasteners not included in trim set. Consider ordering a new reachout lock/latch receiver kit when replacing your trim set.



1. [Interior Handle](#)
2. [Exterior Handle](#)
3. [#8 x 2 11/16" Oval Head Bolt](#)
4. [Latch Lever](#)
5. [#10-16 X 1-3/4", PH W/#8 Oval Head, Type AB Screw](#)
6. [Multi-Point Lock Assembly 2-panel](#)
7. [Multi-Point Latch Receiver 2-panel](#)

**Metro Collection Tribeca for Gliding Doors - 2-Panel Trim Set**

#### Trim Set Hardware - Tribeca® / Interior and Exterior

	Panels	Stone	White	Black
	2	2565696	2565694	9184666
	4	2565697	2565695	9184667

#### Trim Set Hardware - Tribeca® / Interior

	Panels	Stone	White	Black
	2	2562078	2562076	9184664
	4	2562079	2562077	9184665

#### Trim Set Hardware - Tribeca® / Exterior

	Panels	Stone	White	Black
	2	2562034	2562032	9184662
	4	2562035	2562033	9184663

# A-Series Gliding Doors (2008 to Present)

Single Panel, 2-Panel, 3-Panel and 4-Panel

## Hardware

<b>Handle - Tribeca® / Interior</b> Ref. No. 1 <a href="#">page 68</a>		
<b>Note:</b> Handles are sold assembled with escutcheon plates.	Finish	Order No.
	Stone	2573603
	White	2573602
	Black	9184677
<b>Handle - Tribeca® / Exterior</b> Ref. No. 2 <a href="#">page 68</a>		
<b>Note:</b> Handles are sold assembled with escutcheon plates.	Finish	Order No.
	Stone	2573605
	White	2573604
	Black	9184678
<b>Thumb Latch/Latch Lever - Tribeca® / Interior Lock</b> Ref No.4 <a href="#">page 68</a>		
<b>Note:</b> Ships with fasteners. See <a href="#">Latch Lever Replacement Video</a> .	Finish	Order No.
	Stone	2573611
	White	2573609
	Black	9184679

## Hardware

### Lock Assembly with Keys - Tribeca®

**Note:**

Lock assemblies will have two (2) cut keys and two (2) 2 1/4" bolts [page 96](#).  
 Order keyed alike exterior locks in quantities needed.  
 See [Accessory Guide 0005196](#). See [Installation Video](#).

		Finish	Lock Assembly		Keyed Alike	
			Left	Right	Left	Right
		Stone	2573069	2573079	9056179	9056181
		White	2573068	2573078	9056178	9056180
Black	9184674	9184675	9184693	9184694		

### Lock Assembly with Keys - Tribeca® / Exterior/ Keyed Alike Right-Hand and Left-Hand

**Note:**

Contains 1 right hand and 1 left hand assembly

	Finish	Order No.
	Stone	9056204
	White	9056205
	Black	9184695

### Key Cylinder - Tribeca®

**Note:**

Tribeca® lock assembly uses a 6 pin replacement cylinder are found on [page 97](#).

### Bolt Package for Exterior Lock - Tribeca® (Pair)

		Length	Finish	Order No.
		2 1/4"	Stone	2573648
		2 1/4"	White	2573647

### Lock Housing

**Note:**

Replace with entire exterior lock assembly.

Stone	White
N/A	

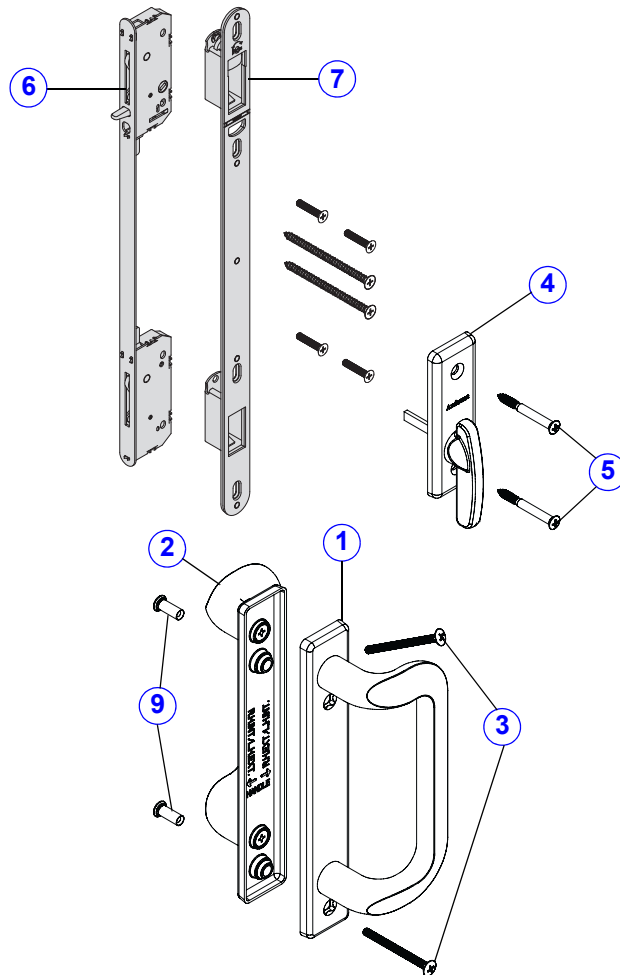
# A-Series Gliding Doors (2008 to Present)

Single Panel, 2-Panel, 3-Panel and 4-Panel

## Hardware

### Hardware - Anvers®

**Note:** See [Accessory Guide 0005414](#). [Multi-point lock/latch receiver](#) and fasteners not included in trim set. Consider ordering a new reachout lock/latch receiver kit when replacing your trim set.



1. [Handle RH Interior/LH Exterior](#)
2. [Handle LH Interior/RH Exterior](#)
3. [#8 x 2" Oval Head Threaded Bolt](#)
4. [Latch Lever](#)
5. [#8 x 1 3/4" Oval Head Screw](#)
6. [Multi-Point Lock Assembly 2-panel](#)
7. [Multi-Point Latch Receiver 2-panel](#)
9. [Mounting Stud](#)

Anvers® Gliding Patio Door Hardware - 2-Panel Trim Set

### Trim Set Hardware - Anvers® / Interior and Exterior See Illustration [page 71](#)

	Panels	Finish	Order No.
	2	Bright Brass	2565539
		Oil Rubbed Bronze	2565543
		Satin Nickel	2565541
	4	Bright Brass	2565540
		Oil Rubbed Bronze	2565544
		Satin Nickel	2565542

## Hardware

Trim Set Hardware - Anvers® / Interior See Illustration <a href="#">page 71</a>			
	Panels	Finish	Order No.
	2	Bright Brass	2562092
		Oil Rubbed Bronze	2562103
		Satin Nickel	2562109
	4	Bright Brass	2562093
		Oil Rubbed Bronze	2562112
		Satin Nickel	2562118

Trim Set Hardware - Anvers® / Exterior See Illustration <a href="#">page 71</a>			
	Panels	Finish	Order No.
	2	Bright Brass	2562048
		Oil Rubbed Bronze	2562066
		Satin Nickel	2562072
	4	Bright Brass	2562049
		Oil Rubbed Bronze	2562067
		Satin Nickel	2562073

Handle - Anvers® Ref. No. 1 & 2 <a href="#">page 71</a>			
<b>Note:</b> Handles are sold assembled with escutcheon plates.	Finish	Left Interior/ Right Exterior	Right Interior/ Left Exterior
	Bright Brass	2573219	2573220
	Oil Rubbed Bronze	2573221	2573222
	Satin Nickel	2573223	2573224

Thumb Latch / Latch Lever - Anvers® / Interior Lock Ref. No. 4 <a href="#">page 71</a>		
<b>Note:</b> Ships with fasteners. See <a href="#">Latch Lever Replacement Video</a> .	Finish	Order No.
	Bright Brass	2573239
	Oil Rubbed Bronze	2573240
	Satin Nickel	2573241

Screw Package - Trim Set / Anvers®
<b>Note:</b> Screw package is included in the shared hardware section <a href="#">page 94</a> .



# A-Series Gliding Doors (2008 to Present)

Single Panel, 2-Panel, 3-Panel and 4-Panel

## Hardware

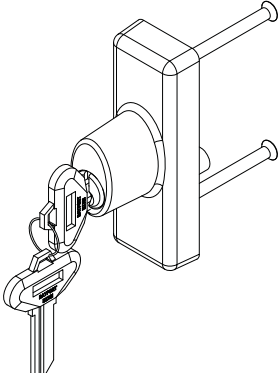
### Lock Assembly with Keys - Anvers®

**Note:**

Lock assemblies will have two (2) cut keys and two (2) 2 1/4" bolts [page 96](#).

Order keyed alike exterior locks with the number of locks need.

See [Accessory Guide 0005196](#). See [Installation Video](#).

	<b>Finish</b>	<b>Lock Assembly</b>		<b>Keyed Alike</b>		
		<b>Left</b>	<b>Right</b>	<b>Left</b>	<b>Right</b>	
		Bright Brass	2573269	2573090	9056172	9056175
		Oil Rubbed Bronze	2573270	2573091	9056173	9056176
Satin Nickel	2573271	2573092	9056174	9056177		

### Lock Assembly with Keys - Anvers® / Exterior/ Keyed Alike Right-Hand and Left-Hand

**Note:**

Contains 1 right hand and 1 left hand assembly

<b>Finish</b>	<b>Order No.</b>
Bright Brass	9056201
Oil Rubbed Bronze	9056202
Satin Nickel	9056203

### Key Cylinder - Anvers®

**Note:**

Anvers® lock assembly uses a 6 pin replacement cylinder are found on [page 97](#).

### Bolt Package - Anvers® / Exterior Lock

**Note:**

Bolt package is included in the lock parts / current section [page 96](#).

### Lock Housing - Anvers® / Exterior

**Note:**

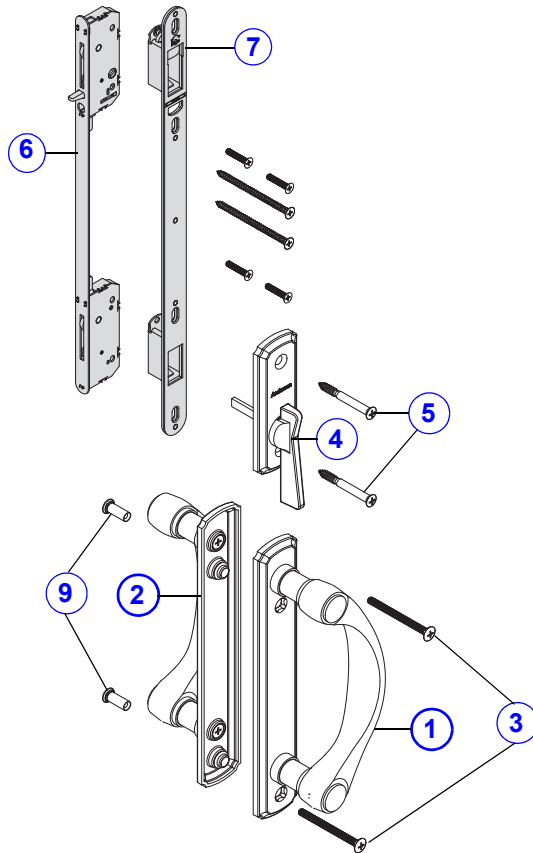
Replace with complete exterior lock assembly.

<b>Finish</b>	<b>Order No.</b>
Bright Brass	N/A
Oil Rubbed Bronze	
Satin Nickel	

## Hardware

### Hardware - Newbury®

**Note:** See [Accessory Guide 0005414](#). [Multi-point lock/latch receiver](#) and fasteners **not** included in trim set. Consider ordering a new reachout lock/latch receiver kit when replacing your trim set.



1. [Handle RH Interior/LH Exterior](#)
2. [Handle LH Interior/RH Exterior](#)
3. [#8 x 2" Oval Head Threaded Bolt](#)
4. [Latch Lever](#)
5. [#8 x 1 3/4" Oval Head Screw](#)
6. [Multi-Point Lock Assembly 2-panel](#)
7. [Multi-Point Latch Receiver 2-panel](#)
9. [Mounting Stud](#)

**Newbury® Gliding Patio Door Hardware - Panel Trim Set**

### Trim Set Hardware - Newbury® / Interior and Exterior

Panels	Finish	Order No.
2	Antique Brass	2565686
	Brushed Chrome	2579748
	Chrome	2565688
	H.P. Brass	2565684
	Oil Rubbed Bronze	2579744
	Satin Nickel	2579435
4	Antique Brass	2565687
	Brushed Chrome	2579749
	Chrome	2565689
	H.P. Brass	2565685
	Oil Rubbed Bronze	2579745
	Satin Nickel	2579436

# A-Series Gliding Doors (2008 to Present)

Single Panel, 2-Panel, 3-Panel and 4-Panel

## Hardware

Trim Set Hardware - Newbury® / Interior			
	Panels	Finish	Order No.
	2	Antique Brass	2562082
		Brushed Chrome	N/A
		Chrome	N/A
		H.P. Brass	2562080
		Oil Rubbed Bronze	2562088
		Satin Nickel	2562090
	4	Antique Brass	2562081
		Brushed Chrome	N/A
		Chrome	N/A
		H.P. Brass	2562083
		Oil Rubbed Bronze	2562089
		Satin Nickel	2562091

Trim Set Hardware - Newbury® / 2-Panel / Exterior			
	Panels	Finish	Order No.
	2	Antique Brass	2562036
		Brushed Chrome	N/A
		Chrome	N/A
		H.P. Brass	2562038
		Oil Rubbed Bronze	2562044
		Satin Nickel	2562046
	4	Antique Brass	2562037
		Brushed Chrome	N/A
		Chrome	N/A
		H.P. Brass	2562039
		Oil Rubbed Bronze	2562045
		Satin Nickel	2562047

Handle - Newbury® Ref. No. 1 and 2 <a href="#">page 74</a>			
<b>Note:</b> Handles are sold assembled with escutcheon plates.	Finish	Left Interior/ Right Exterior	Right Interior/ Left Exterior
	Antique Brass	2573593	2573596
	Brushed Chrome	N/A	2579944
	Chrome	N/A	2573595
	H.P. Brass	2573594	2573597
	Oil Rubbed Bronze	2579941	2579943
	Satin Nickel	2579433	2579434

## Hardware

### Thumb Latch / Latch Lever - Newbury® / Inside Lock Ref. No. 4 [page 74](#)

<b>Note:</b> Ships with fasteners. See <a href="#">Latch Lever Replacement Video</a> .	Finish	Order No.
	Antique Brass	2573599
	Brushed Chrome	2579950
	Chrome	2573598
	H.P. Brass	2573601
	Oil Rubbed Bronze	2579949
	Satin Nickel	2579425

### Screw Package - Trim Set / Newbury®

<b>Note:</b> Screw package is included in the shared hardware section <a href="#">page 94</a> .
--

# A-Series Gliding Doors (2008 to Present)

Single Panel, 2-Panel, 3-Panel and 4-Panel

## Hardware

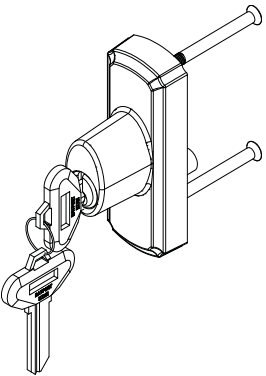
### Lock Assembly with Keys - Newbury®

**Note:**

Lock assemblies will have two (2) cut keys and two (2) 2 1/4" bolts [page 96](#).

Order keyed alike exterior locks with the number of locks need.

See [Accessory Guide 0005196](#). See [Installation Video](#).

	<b>Finish</b>	<b>Lock Assembly</b>		<b>Keyed Alike</b>	
		<b>Left</b>	<b>Right</b>	<b>Left</b>	<b>Right</b>
	Antique Brass	2573071	2573081	9056152	9056158
	Brushed Chrome	2573075	2573085	9056153	9056159
	Chrome	2573072	2573082	9056154	9056160
	H.P. Brass	2573070	2573080	9056155	9056161
	Oil Rubbed Bronze	2573074	2573084	9056156	9056162
	Satin Nickel	2573073	2573083	9056157	9056163

### Lock Assembly with Keys - Newbury®/ Exterior/ Keyed Alike Right-Hand and Left-Hand

**Note:**

Contains 1 right hand and 1 left hand assembly

<b>Finish</b>	<b>Order No.</b>
Antique Brass	9056206
Brushed Chrome	9056207
Chrome	9056208
H.P. Brass	9056209
Oil Rubbed Bronze	9056210
Satin Nickel	9056211

### Key Cylinder - Newbury®

**Note:**

Newbury® lock assembly uses a 6 pin replacement cylinder are found on [page 97](#).

### Bolt Package - Newbury® / Exterior Lock

**Note:**

Bolt package is included in the shared lock parts section [page 96](#).

### Lock Housing - Newbury® / Exterior

**Note:**

Replace with complete exterior lock assembly.

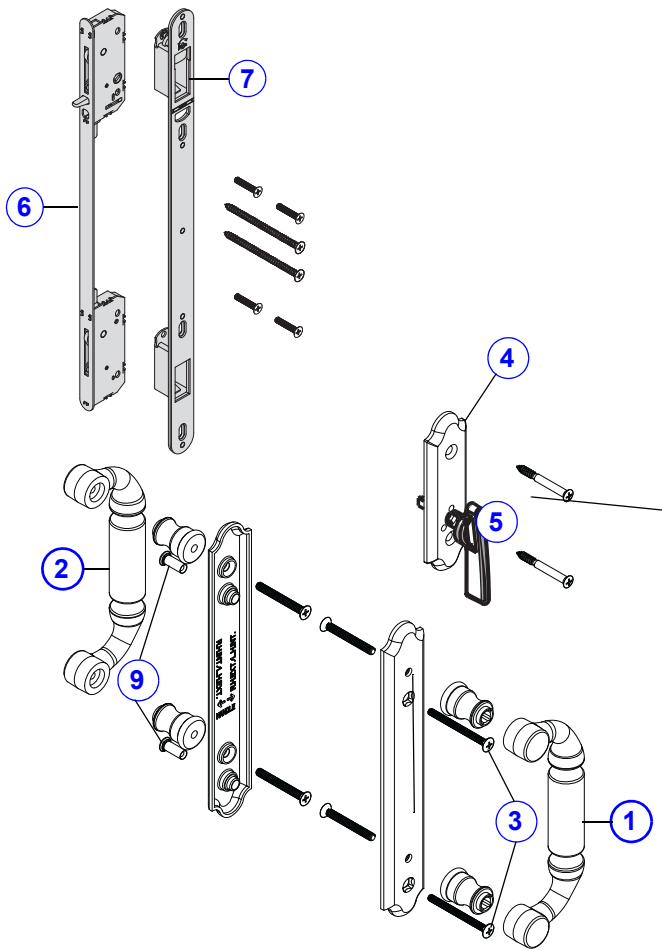
<b>Finish</b>	<b>Order No.</b>
Antique Brass	N/A
Brushed Chrome	
Chrome	
H.P. Brass	
Oil Rubbed Bronze	
Satin Nickel	

## Hardware

### Hardware - Covington™

**Note:** See [Accessory Guide 0005414](#). [Multi-point lock/latch receiver](#) and fasteners **not** included in trim set. Consider ordering a new reachout lock/latch receiver kit when replacing your trim set. Newbury is warranty replacement for items N/A.

**Note:**  
Interior/Exterior handles and thumb latch come assembled.



1. [Handle RH Interior/LH Exterior](#)
2. [Handle LH Interior/RH Exterior/](#)
3. [#8 x 2" Oval Head Threaded Bolt](#)
4. [Lever Latch](#)
5. [#8 x 1 3/4" Oval Head Screw](#)
6. [Multi-Point Lock Assembly 2-panel](#)
7. [Multi-Point Latch Receiver 2-panel](#)
8. Cover Plate  
(Not used with A Series Doors)
9. [Mounting Stud](#)

**Covington™ Gliding Patio Door Hardware - 2-Panel Trim Set**

### Trim Set Hardware - Covington™ / Interior and Exterior See Illustration [page 78](#)

	Panels	Finish	Order No.
	2	Antique Brass	2565563
		Bright Brass	2565561
		Oil Rubbed Bronze	2565567
	4	Antique Brass	2565564
		Bright Brass	2565562
		Oil Rubbed Bronze	2565568

# A-Series Gliding Doors (2008 to Present)

Single Panel, 2-Panel, 3-Panel and 4-Panel

## Hardware

Trim Set Hardware - Covington™ / Interior See Illustration <a href="#">page 78</a>			
	Panels	Finish	Order No.
	2	Antique Brass	N/A
		Bright Brass	N/A
		Oil Rubbed Bronze	N/A
	4	Antique Brass	N/A
		Bright Brass	N/A
		Oil Rubbed Bronze	N/A

Trim Set Hardware - Covington™ / Exterior See Illustration <a href="#">page 78</a>			
	Panels	Finish	Order No.
	2	Antique Brass	N/A
		Bright Brass	N/A
		Oil Rubbed Bronze	N/A
	4	Antique Brass	N/A
		Bright Brass	N/A
		Oil Rubbed Bronze	N/A

Handle - Covington™ Ref. No. 1 & 2 <a href="#">page 78</a>			
<b>Note:</b> Handles are sold assembled with escutcheon plates.	Finish	Left Interior/ Right Exterior	Right Interior/ Left Exterior
	Antique Brass	N/A	2573234
	Bright Brass	2573235	2573236
	Oil Rubbed Bronze	N/A	2573238

Thumb Latch / Latch Lever - Covington™ / Interior Lock Ref No. 4 <a href="#">page 78</a>		
<b>Note:</b> Ships with fasteners. See <a href="#">Latch Lever Replacement Video</a> .	Finish	Order No.
	Antique Brass	2573246
	Bright Brass	2573247
	Oil Rubbed Bronze	2573248

Screw Package - Trim Set / Covington™
<b>Note:</b> Screw package is included in the shared hardware section <a href="#">page 94</a> .

## Hardware

Lock Assembly with Keys - Covington™						
<b>Note:</b> Lock assemblies will have two (2) cut keys and two (2) 2 1/4" bolts <a href="#">page 96</a> . Order keyed alike exterior locks with the number of locks need. See <a href="#">Accessory Guide 0005196</a> . See <a href="#">Installation Video</a> .						
	<b>Finish</b>	<b>Lock Assembly</b>		<b>Keyed Alike</b>		
			<b>Left</b>	<b>Right</b>	<b>Left</b>	<b>Right</b>
		Antique Brass	2573276	2573097	9056149	9056146
		Bright Brass	2573277	2573098	9056150	9056147
Oil Rubbed Bronze	2573278	2573099	9056151	9056148		

Lock Assembly with Keys - Covington™ / Exterior/ Keyed Alike Right-Hand and Left-Hand		
<b>Note:</b> Contains 1 right hand and 1 left hand assembly	<b>Finish</b>	<b>Order No.</b>
	Antique Brass	9056198
	Bright Brass	9056199
	Oil Rubbed Bronze	9056200

Bolt Package - Covington™ / Exterior Lock
<b>Note:</b> Bolt package is included in the shared lock parts section <a href="#">page 96</a> .

Lock Housing - Covington™ / Exterior		
<b>Note:</b> Replace with complete exterior lock assembly.	<b>Finish</b>	<b>Order No.</b>
	Antique Brass	N/A
	Bright Brass	
	Oil Rubbed Bronze	



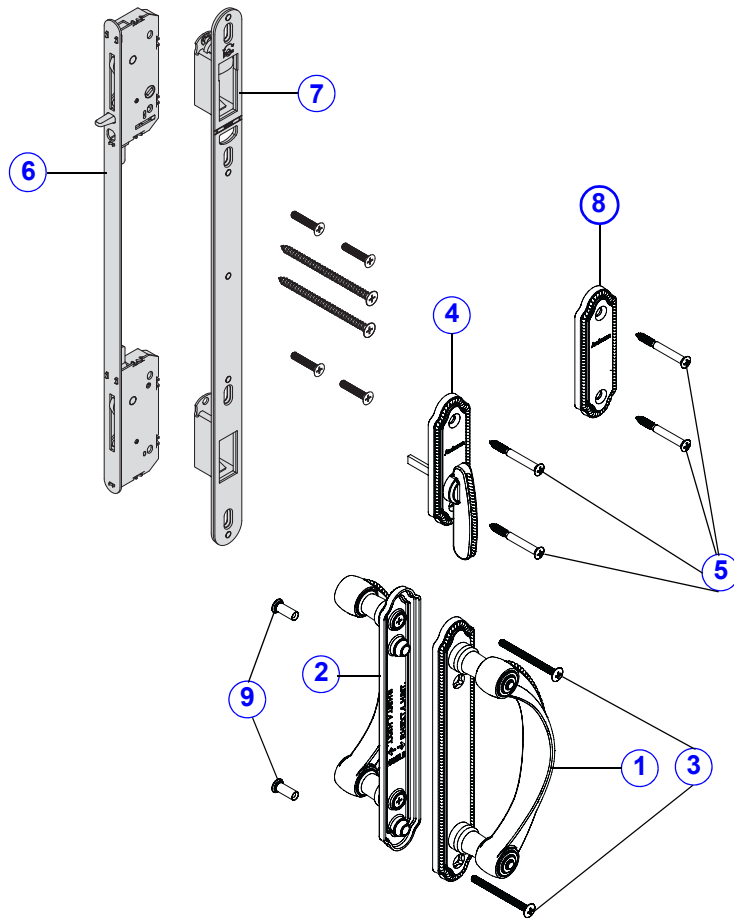
# A-Series Gliding Doors (2008 to Present)

Single Panel, 2-Panel, 3-Panel and 4-Panel

## Hardware

### Hardware - Whitmore®

**Note:** See [Accessory Guide 0005414](#). [Multi-point lock/latch receiver](#) and fasteners **not** included in trim set. Consider ordering a new reachout lock/latch receiver kit when replacing your trim set. Newbury is warranty replacement for items N/A.



1. [Handle RH Interior/LH Exterior](#)
2. [Handle LH Interior/RH Exterior](#)
3. [#8 x 2" Oval Head Threaded Bolt](#)
4. [Latch Lever](#)
5. [#8 x 1 3/4" Oval Head Screw](#)
6. [Multi-Point Lock Assembly 2-panel](#)
7. [Multi-Point Latch Receiver 2-panel](#)
8. Cover Plate  
(Not used with A Series Doors)
9. [Mounting Stud](#)

Whitmore® Gliding Patio Door Hardware - 2-Panel Trim Set

### Trim Set Hardware - Whitmore® / Interior and Exterior

	Panels	Finish	Order No.
	2	Antique Brass	2565549
		Bright Brass	2565545
		Oil Rubbed Bronze	2565551
		Satin Nickel	2565547
	4	Antique Brass	2565550
		Bright Brass	2565546
		Oil Rubbed Bronze	2565552
		Satin Nickel	2565548

## Hardware

Trim Set Hardware - Whitmore® / Interior			
	Panels	Finish	Order No.
	2	Antique Brass	N/A
		Bright Brass	N/A
		Oil Rubbed Bronze	N/A
		Satin Nickel	N/A
	4	Antique Brass	N/A
		Bright Brass	N/A
		Oil Rubbed Bronze	N/A
		Satin Nickel	N/A

Trim Set Hardware - Whitmore® / Exterior			
	Panels	Finish	Order No.
	2	Antique Brass	N/A
		Bright Brass	N/A
		Oil Rubbed Bronze	N/A
		Satin Nickel	N/A
	4	Antique Brass	N/A
		Bright Brass	N/A
		Oil Rubbed Bronze	N/A
		Satin Nickel	N/A

Handle - Whitmore® Ref. No. 1 & 2 <a href="#">page 81</a>			
<b>Note:</b> Handles are sold assembled with escutcheon plates.	Finish	Left Interior/ Right Exterior	Right Interior/ Left Exterior
	Antique Brass	N/A	2573226
	Bright Brass	2573227	N/A
	Oil Rubbed Bronze	N/A	2573230
	Satin Nickel	2573231	2573232

Thumb Latch / Latch Lever - Whitmore® / Interior Lock Ref. No. 4 <a href="#">page 81</a>		
<b>Note:</b> Ships with fasteners. See <a href="#">Latch Lever Replacement Video</a> .	Finish	Order No.
	Antique Brass	2573242
	Bright Brass	2573243
	Oil Rubbed Bronze	2573244
	Satin Nickel	2573245

Screw Package - Trim Set / Whitmore®	
<b>Note:</b> Screw package is included in the shared hardware section <a href="#">page 94</a> .	

# A-Series Gliding Doors (2008 to Present)

Single Panel, 2-Panel, 3-Panel and 4-Panel

## Hardware

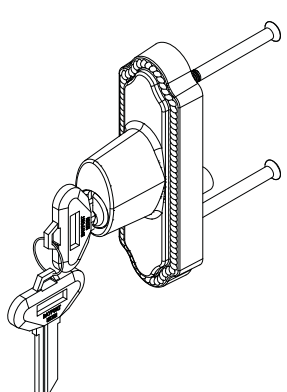
### Lock Assembly with Keys - Whitmore® / Exterior

**Note:**

Lock assemblies will have two (2) cut keys and two (2) 2 1/4" bolts [page 96](#).

Order keyed alike exterior locks with the number of locks need.

See [Accessory Guide 0005196](#). See [Installation Video](#).

	<b>Finish</b>	<b>Lock Assembly</b>		<b>Keyed Alike</b>		
		<b>Left</b>	<b>Right</b>	<b>Left</b>	<b>Right</b>	
		Antique Brass	2573272	2573093	9056164	9056168
		Bright Brass	2573273	2573094	9056165	9056169
		Oil Rubbed Bronze	2573274	2573095	9056166	9056170
Satin Nickel	2573275	2573096	9056167	9056171		

### Lock Assembly with Keys - Whitmore® / Exterior/ Keyed Alike Right-Hand and Left-Hand

**Note:**

Contains 1 right hand and 1 left hand assembly

<b>Finish</b>	<b>Order No.</b>
Antique Brass	9056212
Bright Brass	9056213
Oil Rubbed Bronze	9056214
Satin Nickel	9056215

### Key Cylinder - Whitmore®

**Note:**

Whitmore® lock assembly uses a 6 pin replacement cylinder are found on [page 97](#).

### Bolt Package - Whitmore® / Exterior Lock

**Note:**

Bolt package is included in the shared lock parts section [page 96](#).

### Lock Housing - Whitmore® / Exterior

**Note:**

Replace with complete exterior lock assembly.

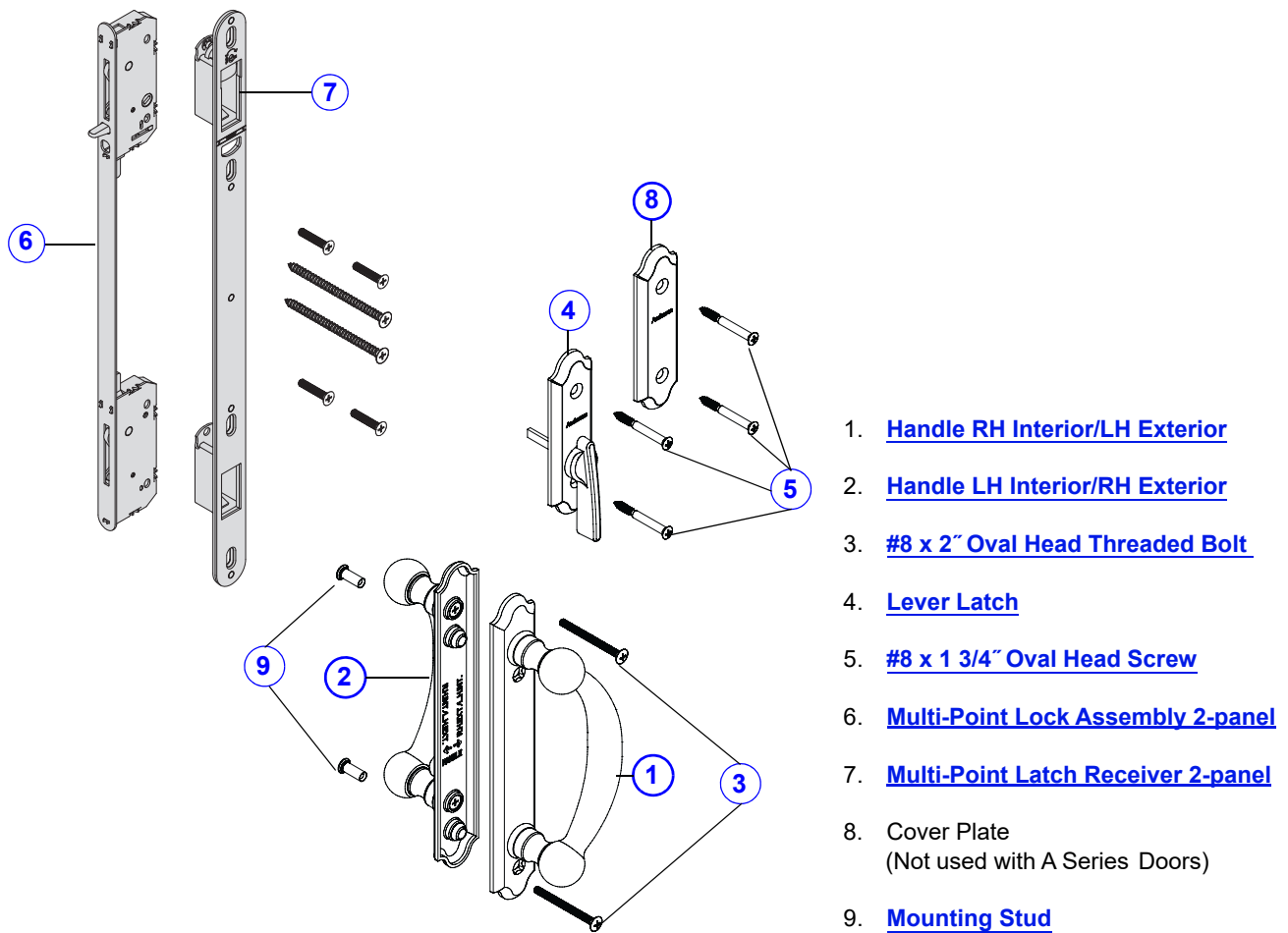
<b>Finish</b>	<b>Order No.</b>
Antique Brass	N/A
Bright Brass	
Oil Rubbed Bronze	
Satin Nickel	

## Hardware

### Hardware - Encino®

**Note:**

See [Accessory Guide 0005414](#). [Multi-point lock/latch receiver](#) and fasteners **not** included in trim set. Consider ordering a new reachout lock/latch receiver kit when replacing your trim set.



**Encino® Gliding Patio Door Hardware - 2-Panel Trim Set**

#### Trim Set Hardware - Encino® / Interior and Exterior

	Panels	Finish	Order No.
	2	Distressed Bronze	2565553
		Distressed Nickel	2565555
	4	Distressed Bronze	2565554
		Distressed Nickel	2565556

# A-Series Gliding Doors (2008 to Present)

Single Panel, 2-Panel, 3-Panel and 4-Panel

## Hardware

Trim Set Hardware - Encino® / Interior			
	Panels	Finish	Order No.
	2	Distressed Bronze	2562113
		Distressed Nickel	2562117
	4	Distressed Bronze	2562104
		Distressed Nickel	2562108

Trim Set Hardware - Encino® / Exterior			
	Panels	Finish	Order No.
	2	Distressed Bronze	2562058
		Distressed Nickel	2562062
	4	Distressed Bronze	2562059
		Distressed Nickel	2562063

Handle - Encino® Ref. No. 1 & 2 <a href="#">page 84</a>			
Note: Handles are sold assembled with escutcheon plates.	Finish	Left Interior/ Right Exterior	Right Interior/ Left Exterior
	Distressed Bronze	2573161	2573162
	Distressed Nickel	2573163	2573164

Thumb Latch / Latch Lever - Encino® / Interior Lock Ref. No. 4 <a href="#">page 84</a>		
Note: Ships with fasteners. See <a href="#">Latch Lever Replacement Video</a> .	Finish	Order No.
	Distressed Bronze	2573169
	Distressed Nickel	2573170

Screw Package - Trim Set / Encino®
<b>Note:</b> Screw package is included in the shared hardware section <a href="#">page 94</a> .

## Hardware

### Lock Assembly with Keys - Encino®

**Note:**

Lock assemblies will have two (2) cut keys and two (2) 2 1/4" bolts [page 96](#).

Order keyed alike exterior locks with the number of locks need.

See [Accessory Guide 0005196](#). See [Installation Video](#).

	<b>Finish</b>	<b>Lock Assembly</b>		<b>Keyed Alike</b>	
		<b>Left</b>	<b>Right</b>	<b>Left</b>	<b>Right</b>
	Distressed Bronze	2573189	2573086	9056182	9056184
	Distressed Nickel	2573190	2573087	9056183	9056185

### Lock Assembly with Keys - Encino® / Exterior / Keyed Alike Right Hand and Left Hand

**Note:**

Contains 1 right hand and 1 left hand assembly

<b>Finish</b>	<b>Order No.</b>
Distressed Bronze	9056216
Distressed Nickel	9056217

### Key Cylinder - Encino®

**Note:**

Encino® lock assembly uses a 6 pin replacement cylinder are found on [page 97](#).

### Bolt Package - Encino® / Exterior Lock

**Note:**

Bolt package is included in the shared lock parts section [page 96](#).

### Lock Housing - Encino® / Exterior

**Note:**

Replace with complete exterior lock assembly.

<b>Finish</b>	<b>Order No.</b>
Distressed Bronze	N/A
Distressed Nickel	

# A-Series Gliding Doors (2008 to Present)

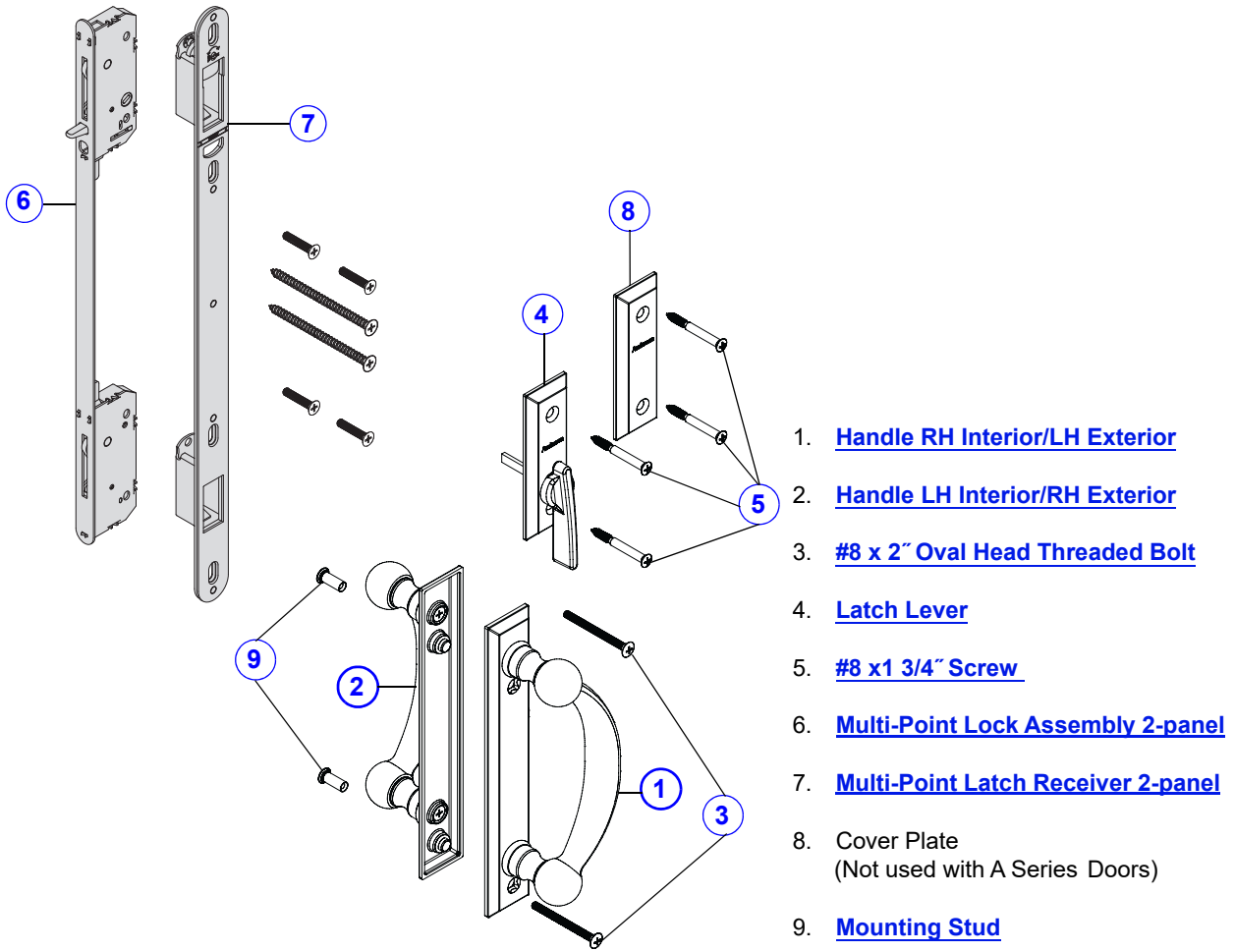
Single Panel, 2-Panel, 3-Panel and 4-Panel

## Hardware

### Hardware - Yuma®

**Note:**

See [Accessory Guide 0005414](#). [Multi-point lock/latch receiver](#) and fasteners **not** included in trim set. Consider ordering a new reachout lock/latch receiver kit when replacing your trim set.



1. [Handle RH Interior/LH Exterior](#)
2. [Handle LH Interior/RH Exterior](#)
3. [#8 x 2" Oval Head Threaded Bolt](#)
4. [Latch Lever](#)
5. [#8 x1 3/4" Screw](#)
6. [Multi-Point Lock Assembly 2-panel](#)
7. [Multi-Point Latch Receiver 2-panel](#)
8. Cover Plate  
(Not used with A Series Doors)
9. [Mounting Stud](#)

**Yuma® Gliding Patio Door Hardware - 2-Panel Trim Set**

### Trim Set Hardware - Yuma® / Interior and Exterior

	Panels	Finish	Order No.
	2	Distressed Bronze	2565557
		Distressed Nickel	2565559
	4	Distressed Bronze	2565558
		Distressed Nickel	2565560

## Hardware

### Trim Set Hardware - Yuma® / Interior See Illustration [page 87](#)

	Panels	Finish	Order No.
	2	Distressed Bronze	2562115
		Distressed Nickel	2562119
	4	Distressed Bronze	2562106
		Distressed Nickel	2562110

### Trim Set Hardware - Yuma® / Exterior See Illustration [page 87](#)

	Panels	Finish	Order No.
	2	Distressed Bronze	2562060
		Distressed Nickel	2562064
	4	Distressed Bronze	2562061
		Distressed Nickel	2562065

### Handle - Yuma® Ref. No. 1 & 2 [page 87](#)

<b>Note:</b> Handles are sold assembled with escutcheon plates.		<b>Left Interior/ Right Exterior</b>	<b>Right Interior/ Left Exterior</b>
	<b>Finish</b>		
	Distressed Bronze	2573165	2573166
	Distressed Nickel	2573167	2573168

### Thumb Latch / Latch Lever - Yuma® / Interior Lock Ref. No. 4 [page 87](#)

<b>Note:</b> Ships with fasteners. See <a href="#">Latch Lever Replacement Video</a> .		<b>Finish</b>	<b>Order No.</b>
		Distressed Bronze	2573171
		Distressed Nickel	2573172

### Screw Package - Trim Set / Yuma®

<b>Note:</b> Screw package is included in the shared hardware section <a href="#">page 94</a> .
--



# A-Series Gliding Doors (2008 to Present)

Single Panel, 2-Panel, 3-Panel and 4-Panel

## Hardware

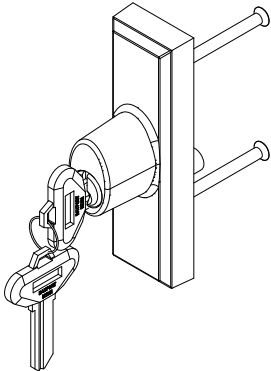
### Lock Assembly with Keys - Yuma®

**Note:**

Lock assemblies will have two (2) cut keys and two (2) 2 1/4" bolts [page 96](#).

Order keyed alike exterior locks with the number of locks need.

See [Accessory Guide 0005196](#). See [Installation Video](#).

	<b>Finish</b>	<b>Lock Assembly</b>		<b>Keyed Alike</b>	
		<b>Left</b>	<b>Right</b>	<b>Left</b>	<b>Right</b>
		Distressed Bronze	2573193	2573088	9056188
Distressed Nickel	2573194	2573089	9056189	9056187	

### Lock Assembly with Keys - Yuma® / Exterior/ Keyed Alike Right-Hand and Left-Hand

**Note:**

Contains 1 right hand and 1 left hand assembly

Finish	Order No.
Distressed Bronze	9056218
Distressed Nickel	9056219

### Key Cylinder - Yuma®

**Note:**

Yuma® lock assembly uses a 6 pin replacement cylinder are found on [page 97](#).

### Bolt Package - Yuma® / Exterior Lock

**Note:**

Bolt package is included in the shared lock parts section [page 96](#).

### Lock Housing - Yuma® / Exterior

**Note:**

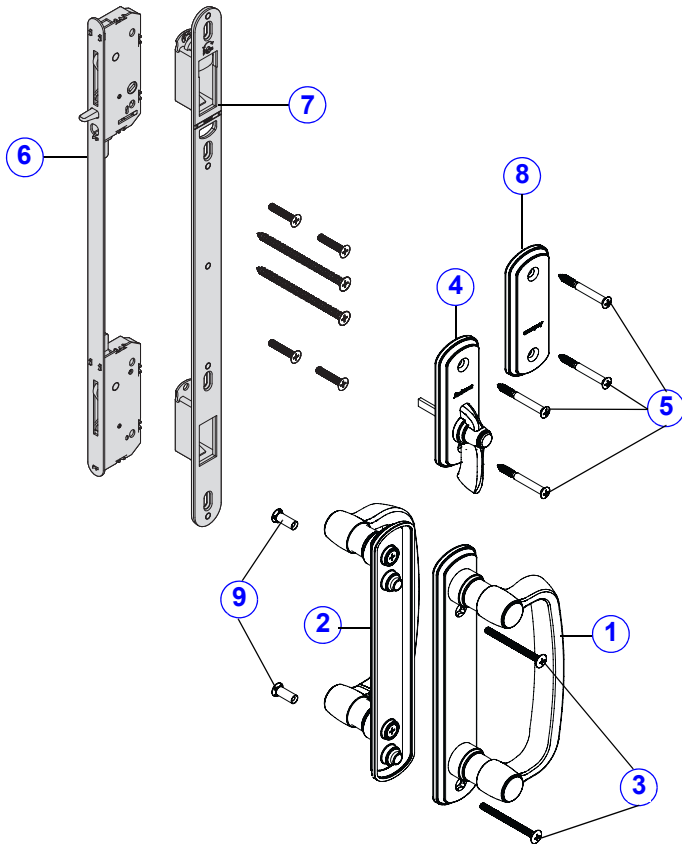
Replace with complete exterior lock assembly.

Finish	Order No.
Distressed Bronze	N/A
Distressed Nickel	

## Hardware

### Hardware - Albany

**Note:** See [Accessory Guide 0005414](#). [Multi-point lock/latch receiver](#) and fasteners **not** included in trim set. Consider ordering a new reachout lock/latch receiver kit when replacing your trim set.



1. [Handle RH Interior/LH Exterior](#)
2. [Handle LH Interior/RH Exterior](#)
3. [#8 x 2" Oval Head Threaded Bolt](#)
4. [Latch Lever](#)
5. [#8 x 1 3/4" Screw](#)
6. [Multi-Point Lock Assembly 2-panel](#)
7. [Multi-Point Latch Receiver 2-panel](#)
8. Cover Plate  
(Not used with A Series Doors)
9. [Mounting Stud](#)

**Albany Gliding Patio Door Hardware - 2-Panel Trim Set**

### Trim Set Hardware - Albany / Interior and Exterior

	Panels	Finish	Order No.
	2	White	9007538
		Stone	9007539
		Gold Dust	N/A
		Black	9007541
	4	White	9007542
		Stone	9007543
		Gold Dust	N/A
		Black	9007545

# A-Series Gliding Doors (2008 to Present)

Single Panel, 2-Panel, 3-Panel and 4-Panel

## Hardware

Trim Set Hardware - Albany / Interior			
	Panels	Finish	Order No.
	2	White	9007554
		Stone	9007556
		Gold Dust	N/A
		Black	9007560
	4	White	9007555
		Stone	9007557
		Gold Dust	N/A
		Black	9007561

Trim Set Hardware - Albany / Exterior			
	Panels	Finish	Order No.
	2	White	9007562
		Stone	9007564
		Gold Dust	N/A
		Black	9007568
	4	White	9007563
		Stone	9007565
		Gold Dust	N/A
		Black	9007569

Handle - Albany Ref. No. 1 & 2 <a href="#">page 90</a>			
<b>Note:</b> Handles are sold assembled with escutcheon plates.	Finish	Left Interior/ Right Exterior	Right Interior/ Left Exterior
	White	9018914	9018915
	Stone	9018916	9018917
	Gold Dust	N/A	9018919
	Black	9018920	9018921

Thumb Latch / Latch Lever - Albany / Inside Lock Ref. No. 4 <a href="#">page 90</a>		
<b>Note:</b> Ships with fasteners. See <a href="#">Latch Lever Replacement Video</a> .	Finish	Order No.
	White	9018922
	Stone	9018923
	Gold Dust	N/A
	Black	9018925

Screw Package - Trim Set / Albany
<b>Note:</b> Screw package is included in the shared hardware section <a href="#">page 94</a> .

## Hardware

Lock Assembly with Keys - Albany/ Exterior						
<b>Note:</b> Lock assemblies will have two (2) cut keys and two (2) 2 1/4" bolts <a href="#">page 96</a> . Order keyed alike exterior locks with the number of locks need. See <a href="#">Accessory Guide 0005196</a> . See <a href="#">Installation Video</a> .						
	<b>Finish</b>	<b>Lock Assembly</b>		<b>Keyed Alike</b>		
			<b>Left</b>	<b>Right</b>	<b>Left</b>	<b>Right</b>
		White	9018898	9018902	9056190	9056194
		Stone	9018899	9018903	9056191	9056195
		Gold Dust	9018900	9018904	9056192	9056196
Black	9018901	9018905	9056193	9056197		

Lock Assembly with Keys - Albany / Exterior/ Keyed Alike Right-Hand and Left-Hand		
<b>Note:</b> Contains 1 right hand and 1 left hand assembly	<b>Finish</b>	<b>Order No.</b>
	White	9056220
	Stone	9056221
	Gold Dust	9056222
	Black	9056223

Key Cylinder - Albany
<b>Note:</b> Albany lock assembly uses a 6 pin replacement cylinder are found on <a href="#">page 97</a> .

Bolt Package - Yuma® / Exterior Lock
<b>Note:</b> Bolt package is included in the shared lock parts section <a href="#">page 96</a> .

Lock Housing - Albany / Exterior		
<b>Note:</b> Replace with complete exterior lock assembly.	<b>Finish</b>	<b>Order No.</b>
	White	N/A
	Stone	
	Gold Dust	
	Black	

# A-Series Gliding Doors (2008 to Present)

Single Panel, 2-Panel, 3-Panel and 4-Panel

## Hardware

### Hardware - Flush Mount

**Note:**

Screens and panels use the same hardware. See [Installation Guide 9163117](#).

#### Trim Set - Flush Mount

	One Direction				Two Directions	
	S(X)L		(X)RS		Keyed Lock	Non-Keyed Lock
	Keyed Lock	Non-Keyed Lock	Keyed Lock	Non-Keyed Lock		
Finish	RH	LH	RH	LH	Universal	Universal
Satin Nickel	9165977	9165985	9165981	9165989	9197272	9197276
ORB	9165978	9165986	9165982	9165990	9197273	9197277
Black	9165975	9165983	9165979	9165987	9197270	9197274
White	9165976	9165984	9165980	9165988	9197271	9197275

### Hardware Pack- Flush Mount

	Keyed Lock				Non-Keyed Lock	
	Finish	RH	LH	RH	LH	
Satin Nickel	9165965	9165966	9165967	9165968		
ORB	9165970	9165971	9165972	9165973		
Black	9165955	9165956	9165957	9165958		
White	9165960	9165961	9165962	9165963		

### Passive Handle Kit

	Finish	Order No.
	Satin Nickel	9165969
	ORB	9165974
	Black	9165959
	White	9165964

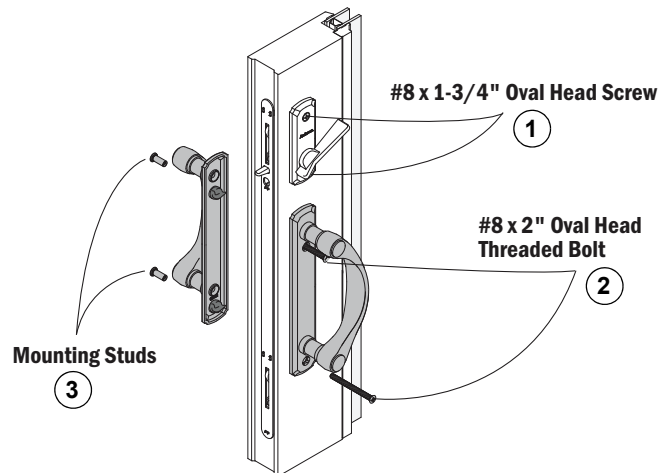
## Hardware

### Shared Trim Set Parts

#### Screw Package - Trim Set / Newbury, Anvers, Covington, Whitmore, Yuma, Encino, Albany

**Note:**

See [Accessory Guide 0005414](#) for fastener detail as fastener quantities and sizes are unique for multi-point lock used with A-Series Gliding Doors and some fasteners are **not** used. See unique [Tribeca trim set screw package](#).



Ref. No.	Package Includes:	Finish	Order No.
1	(8) Screws, #10 -16 x 1 3/4" PH #8 oval head type AB	Stone (Albany)	9056232
2	(4) Screws, #8 - 32 UNC x 2 PH #10 oval head mach	White (Albany)	9056233
3	(4) Mounting studs	Antique Brass	2579762
	(1) Screw, 3" Security (not shown)	Bright Brass	2579761
	(2) Screws, Machine (not shown)	Polished Chrome	N/A
		Brushed Chrome	N/A
		Satin Nickel	2579391
		Distressed Nickel	2573180
		Oil Rubbed Bronze	2579765
		Distressed Bronze	2579765
		Gold Dust	N/A
		Black	9019314

# A-Series Gliding Doors (2008 to Present)

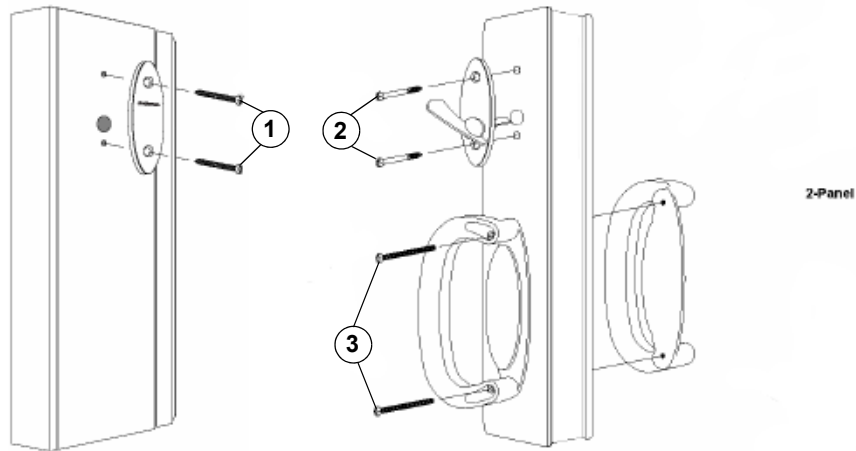
Single Panel, 2-Panel, 3-Panel and 4-Panel

## Hardware

### Screw Package - Trim Set / Tribeca® Ref. No.3, 5 & 9 [page 68](#)

**Note:**

See [Accessory Guide 0005414](#) for fastener detail as fastener quantities and sizes are unique for multi-point lock used with A-Series Gliding Doors and some fasteners are not used. Multi-point lock **not** shown in graphic.



Ref. No.	Package Includes:	Finish	Order No.
1	(2) Screws, #10 x 1 3/4" oval head wood	Stone	2573468
2	(2) Screws, #10 -16 x 1 3/4" PH #8 oval head	White	2573467
3	(2) Screws, #8 - 32 UNC x 2 11/16" PH #10 oval HD mach (1) Screw, 3" Security (not shown) (2) Screws, Machine (not shown)	Black	9184676

## Hardware

Bolt for Exterior Lock Housing			
	<b>Note:</b> Distressed Bronze uses Oil Rubbed Bronze.	<b>Finish</b> Polished Chrome	<b>Order No.</b> 2573641
	<b>Package Includes:</b> (2) Bolts, 2 1/4" x #10	Antique Brass	2573550
		Bright Brass	2573541
		Oil Rubbed Bronze	2579947
		Brushed Chrome	2579948
		Satin Nickel	2579423
		Distressed Bronze	2579947
		Distressed Nickel	2573158
		Gold Dust	9019315
		Black	9019316
		White	2573647
		Stone	2573648




# A-Series Gliding Doors (2008 to Present)

Single Panel, 2-Panel, 3-Panel and 4-Panel


## Hardware

### Lock Parts

#### Lock Cylinder with Keys - 6-Pin (2008 to Present)

 <p>Bright Brass</p> <p>Chrome</p> <p>Oil Rubbed Bronze</p>	<p><b>Note:</b> Remove C ring and cylinder tab prior to installation. Glass dates from panel do not always represent the vintage of the lock assembly or the replacement key cylinder needed. Finish on exterior facing surface and may not match color of lock housing. Housing finish shown for identification purposes. The key used on a 6 pin cylinder will have 6 valleys/ grooves.</p> <p>See <a href="#">Service Guide 0005130</a></p>	<b>Housing Finish</b>	<b>Cylinder Finish</b>	<b>Order No.</b>
		White	Brushed Chrome	By description
		Stone	Brushed Chrome	By description
		Antique Brass	Brushed Brass	By description
		Bright Brass	Brushed Brass	By description
		Polished Chrome	Brushed Chrome	By description
		Brushed Chrome	Brushed Chrome	By description
		Satin Nickel	Brushed Chrome	By description
		Oil Rubbed Bronze	Oil Rubbed Bronze	By description
		Distressed Bronze	Oil Rubbed Bronze	By description
		Distressed Nickel	Brushed Chrome	By description
		Gold Dust	Brushed Chrome	By description
		Black	Oil Rubbed Bronze	By description

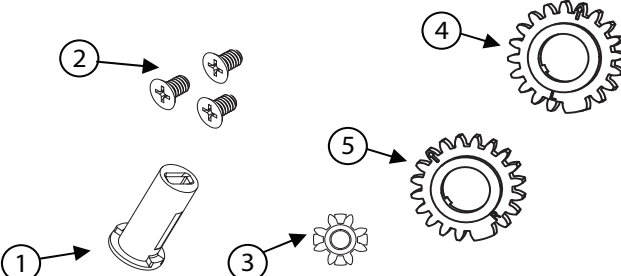
#### Blank Key - Reachout Lock

	<p><b>Note:</b> Six pin key blank</p>	<b>Order No.</b>
		2573561

#### Gear Kit - Keyed Lock / Exterior

**Note:**

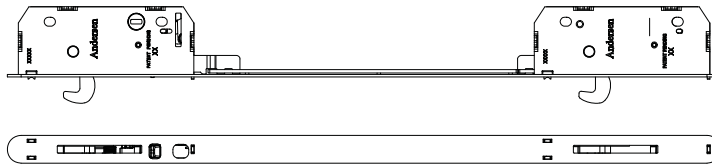
See [Service Guide 0005386](#). See [Replacement Video](#).

 <p><b>Kit Includes:</b></p> <ul style="list-style-type: none"> <li>1 (1) Tailpiece Receiver</li> <li>2 (3) Screws - #8-32UNC x 9/32, PH FL Undercut Mach</li> <li>3 (1) Small gear</li> <li>4 (1) LH Large gear</li> <li>5 (1) RH Large gear</li> <li>(1) Flat washer (not shown)</li> </ul> <p><a href="#">Service Guide 0005386</a></p>	<b>Order No.</b>
	2500707

## Hardware

### Lock / Keeper - Multi-Point

#### Lock - Multi-Point Reachout / 2 Panel - 3 Panel - 4 Panel



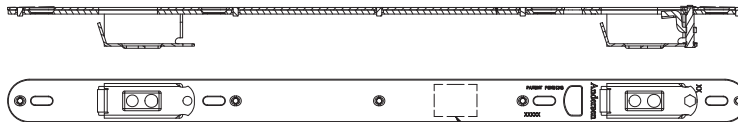
**Note:**

Use on two, three and four panel doors. See [Accessory Guide 0005414](#) and [Screw Package](#) for fastener detail.

**Order No.**

9006388

#### Keeper - Multi-Point Reachout / 2 Panel - 3 Panel



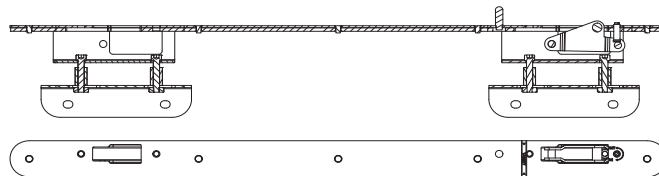
**Note**

Use on two and three panel doors. See [Accessory Guide 0005414](#) and [Screw Package](#) (security screw fastener) and [fasteners](#) (machine screw) for fastener detail as fastener quantities and sizes are unique for multi-point lock.

**Order No.**

9006389

#### Keeper - Multi-Point Reachout / 4 Panel



**Note:**

Use on four panel doors. See [Accessory Guide 0005414](#) and [Screw Package](#) for fastener detail as fastener quantities and sizes are unique for multi-point lock.

**Order No.**

9019080

# A-Series Gliding Doors (2008 to Present)

Single Panel, 2-Panel, 3-Panel and 4-Panel

## Hardware

### Lock / Keeper - Flushmount

**Note:**

See [Frame & Panel Installation Guides \(9033251 & 9033252\)](#) for more detail.

### Lock and Keeper Kit - Flushmount / 2 & 3 - Panel (2023 to Present)

	<b>Kit Includes:</b> (1) Flushmount lock assembly (1) Latch keeper/receiver (1) Keeper locator (1) Keeper bezel (jamb) (1) #10 x 4 PH, FL, WS 18-8 SS screw (2) #10 x 3 PH, FL, WS 302 SS screws (2) 10-32 x 1 1/4 PH, FL, 302 SS machine screws	<b>Order No.</b>
		9187799

### Lock and Keeper Kit - Flushmount / 4- Panel (2023 to Present)

	<b>Kit Includes:</b> (1) Flushmount lock assembly (1) Latch keeper/receiver (1) Keeper locator (1) Keeper bezel (astragal) (5) #10 x 3 PH, FL, WS 302 SS screws	<b>Order No.</b>
		9187800


### Lock - Flushmount / 2 Panel - 3 Panel - 4 Panel


		<b>Order No.</b>
		9192540

### Keeper - Flushmount / 2 Panel - 3 Panel - 4 Panel

<b>2 &amp; 3 Panel</b>	<b>4 Panel</b>
9149773	9192542

## Hardware

Bezel - Jamb		
		<b>Order No.</b>
		9192543

Bezel - Astragal		
		<b>Order No.</b>
		9192544

Screw Package - Trim Set		
<b>Note:</b> See <a href="#">Installation Guide 9163117</a> .		
	<b>Color</b>	<b>Order No.</b>
	White	9197401
	Black	9197400
	Satin Nickel	9197202
	ORB	9197203

Screw Package - Lock and Keeper Kit		
<b>Note:</b>		
	<b>Type</b>	<b>Order No.</b>
	2/3 Panel	9197404
	4 Panel	9197405

# A-Series Gliding Doors (2008 to Present)


Single Panel, 2-Panel, 3-Panel and 4-Panel

## Hardware


### Auxiliary Security Lock with Screws

**Note:**

See [Auxiliary Lock Installation Video](#). See individual [screws/fasteners](#).

 <p>parts.andersenwindows.com</p>		<b>Finish</b>	<b>Order No.</b>
		Stone	1997220
		White	1997301
		Polished Chrome	2565707
		Antique Brass	2565718
		Bright Brass	2565710
		Oil Rubbed Bronze	2579955
		Brushed Chrome	2579956
		Satin Nickel	2579426
		Distressed Bronze	2573187
		Distressed Nickel	2573188
		Black	9007625
		Gold Dust	9007624

### Grommet - Auxiliary Security Lock

		<b>Order No.</b>
		9056272

## Hardware

### Screw Packages - Unit / Frame / Panel / Astragal

#### Screw Package - Unit / Assembled / Standard / 2-Panel

**Note:**  
Reference [Installation Guide 9014018](#) for pack contents.

<b>Order No.</b>
9013304

#### Screw Package - Unit / Assembled / IR or DP Upgrade / 2-Panel

**Note:**  
Reference [Installation Guide 9014018](#) for pack contents.

<b>Order No.</b>
9033220

#### Screw Package - Unit / Unassembled / Standard / 2-Panel

**Note:**  
Reference [Installation Guide 9020094](#) for pack contents.

Color	Order No.
White Exterior, Gray Sill	9020141
White Exterior, Bronze Sill	9020142
Nonwhite Exterior, Gray Sill	9020143
Nonwhite Exterior, Bronze Sill	9020144

#### Screw Package - Unit / Unassembled / IR or DP Upgrade / 2-Panel

**Note:**  
Reference [Installation Guide 9033251](#) for pack contents.

Color	Order No.
White Exterior, Gray Sill	9033221
White Exterior, Bronze Sill	9033223
Nonwhite Exterior, Gray Sill	9033222
Nonwhite Exterior, Bronze Sill	9033224

# A-Series Gliding Doors (2008 to Present)

Single Panel, 2-Panel, 3-Panel and 4-Panel

## Hardware

### Screw Package - Unit / Unassembled / Standard / 3-Panel

**Note:**

Reference [Installation Guide 9020094](#) for pack contents.

	Color	Order No.
	White Exterior, Gray Sill	9020145
	White Exterior, Bronze Sill	9020146
	Nonwhite Exterior, Gray Sill	9020147
	Nonwhite Exterior, Bronze Sill	9020148

### Screw Package - Unit / Unassembled / IR or DP Upgrade / 3-Panel

**Note:**

Reference [Installation Guide 9033251](#) for pack contents.

	Color	Order No.
	White Exterior, Gray Sill	9033225
	White Exterior, Bronze Sill	9033227
	Nonwhite Exterior, Gray Sill	9033226
	Nonwhite Exterior, Bronze Sill	9033228

### Screw Package - Unit / Unassembled / Standard / 4-Panel

**Note:**

Reference [Installation Guide 9020094](#) for pack contents.

	Color	Order No.
	White Exterior, Gray Sill	9020149
	White Exterior, Bronze Sill	9020150
	Nonwhite Exterior, Gray Sill	9020151
	Nonwhite Exterior, Bronze Sill	9020152

## Hardware

### Screw Package - Unit / Unassembled / IR or DP Upgrade / 4-Panel

**Note:**

Reference [Installation Guide 9033251](#) for pack contents.

	Color	Order No.
	White Exterior, Gray Sill	9033229
	White Exterior, Bronze Sill	9033231
	Nonwhite Exterior, Gray Sill	9033230
	Nonwhite Exterior, Bronze Sill	9033232

### Screw Package - Frame Assembly / Unassembled / Standard or IR or DP Upgrade

**Note:**

Reference [Installation Guide 9020094](#) for pack contents. Used for two, three and four panel frames.

	Gray Sill	Bronze sill
	9021949	9021950

### Screw Package - Panel Installation / Unassembled / Standard or IR or DP Upgrade / 2-Panel

**Note:**

Reference [Installation Guide 9020094](#) for pack contents.

	Color	Order No.
	White Exterior, Gray Sill	9021937
	White Exterior, Bronze Sill	9021939
	Nonwhite Exterior, Gray Sill	9021938
	Nonwhite Exterior, Bronze Sill	9021940
	Black/Dark Bronze Exterior, Gray Sill	9189320
	Black/Dark Bronze Exterior, Bronze Sill	9189321

### Screw Package - Panel Installation / Unassembled / Standard or IR or DP Upgrade / 3-Panel

**Note:**

Reference [Installation Guide 9020094](#) for pack contents.

	Color	Order No.
	White Exterior, Gray Sill	9021941
	White Exterior, Bronze Sill	9021943
	Nonwhite Exterior, Gray Sill	9021942
	Nonwhite Exterior, Bronze Sill	9021944
	Black/Dark Bronze Exterior, Gray Sill	9189322
	Black/Dark Bronze Exterior, Bronze Sill	9189323



# A-Series Gliding Doors (2008 to Present)

Single Panel, 2-Panel, 3-Panel and 4-Panel

## Hardware

### Screw Package - Panel Installation / Unassembled / Standard or IR or DP Upgrade / 4-Panel

**Note:**

Reference [Installation Guide 9020095](#) for pack contents.

	Color	Order No.
	White Exterior, Gray Sill	9021945
	White Exterior, Bronze Sill	9021947
	Nonwhite Exterior, Gray Sill	9021946
	Nonwhite Exterior, Bronze Sill	9021948
	Black/Dark Bronze Exterior, Gray Sill	9189324
	Black/Dark Bronze Exterior, Bronze Sill	9189325

### Screw Package - Frame Installation / Unassembled / Standard

**Note:**

Reference [Installation Guide 9020094](#) for pack contents.

	2-Panel	3 & 4-Panel
	9021932	9021934

### Screw Package - Frame Installation / Unassembled / IR and DP Upgrade

**Note:**

Reference [Installation Guide 9033251](#) for pack contents.


	2-Panel	3-Panel	4-Panel
	9033233	9033234	9033235

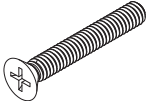
### Screw Package - Astragal / 4-Panel

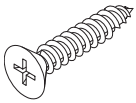
	Package Includes:	Order No.						
	<table border="1"> <thead> <tr> <th>Qty.</th> <th>Description</th> </tr> </thead> <tbody> <tr> <td>7</td> <td>Screw, 10-12 x 1-1/2, PH PAN HD, TYPE A</td> </tr> <tr> <td>1</td> <td><a href="#">Service Guide 9020096</a>.</td> </tr> </tbody> </table>	Qty.	Description	7	Screw, 10-12 x 1-1/2, PH PAN HD, TYPE A	1	<a href="#">Service Guide 9020096</a> .	9020352
Qty.	Description							
7	Screw, 10-12 x 1-1/2, PH PAN HD, TYPE A							
1	<a href="#">Service Guide 9020096</a> .							


## Hardware


### Fasteners

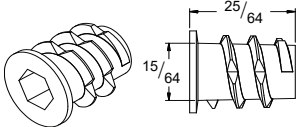
Screw - Auxiliary Security Lock				
	Description		Finish	Order No.
	2" x #8 Dome head		White	1997299
			Stone	By description
			Brass	2573644
			Antique Brass	2573552
			Chrome	2573643
			Oil Rubbed Bronze	By description
			Gold Dust	By description
			Black	By description

Screw - Multi Point Lock Receiver / Machine Screw			
	Description		Order No.
	#8-32 x 1 1/8" PH FL MACH		9006393

Screw - Side Retainer Bracket			
	Description		Order No.
	10-12 x 1" PH FL 18-8 SS		2579413

Screw - Interlock Weatherstrip				
	Description		Color	Order No.
	5/8" x 7-19 PH Flat Pan HD, Type 17		White	1973109
			Gray	2641210
			Black	9189319

Washer - Head Frame Installation / 4 Panel			
	Description		Order No.
	#10 18-8 CTSK FL Trim Painted		1630423

Insert - Side Jamb			
			Order No.
			9015167

# A-Series Gliding Doors (2008 to Present)

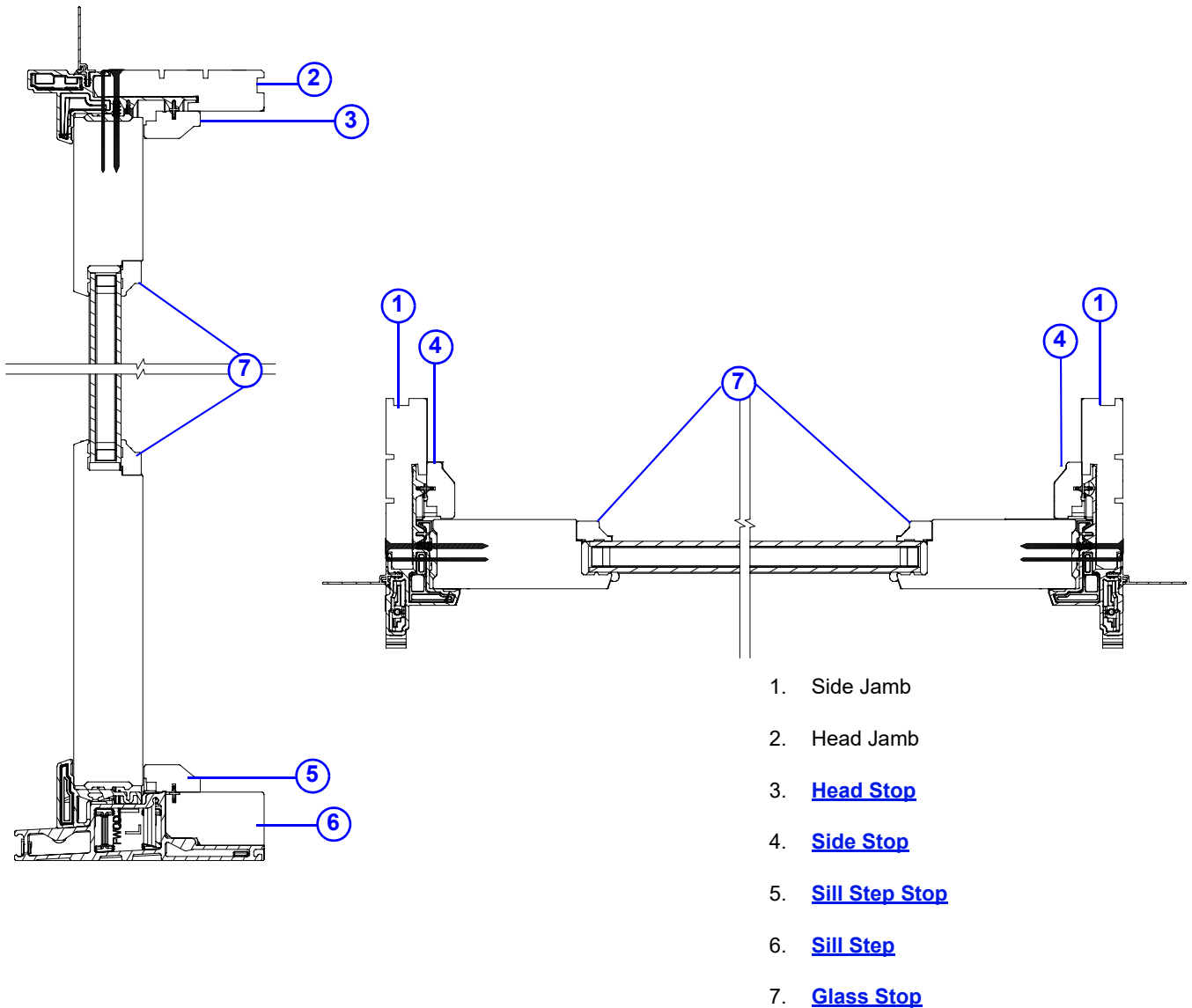
Single Panel, 2-Panel, 3-Panel and 4-Panel

## Frames

### Frame Assembly Graphic - Stationary

**Note:**

Complete replacement frames can be ordered by description. See latest [Product Details](#).

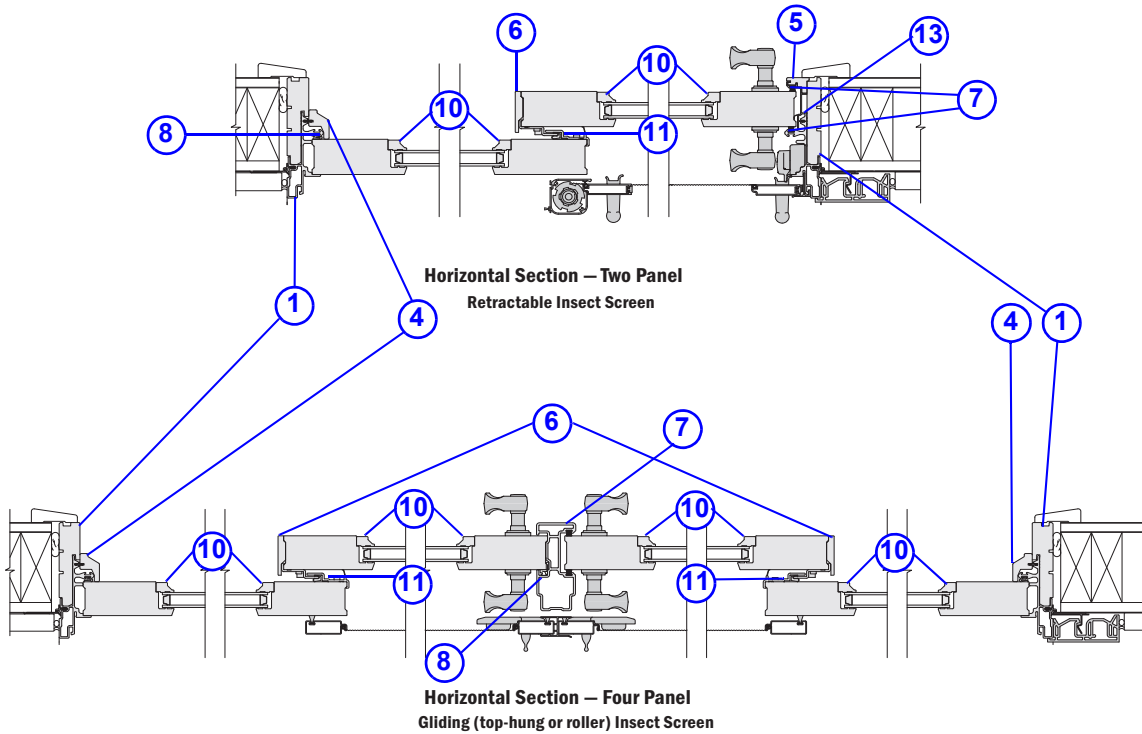


**A-Series Gliding Frame Assembly - Stationary**

## Frames

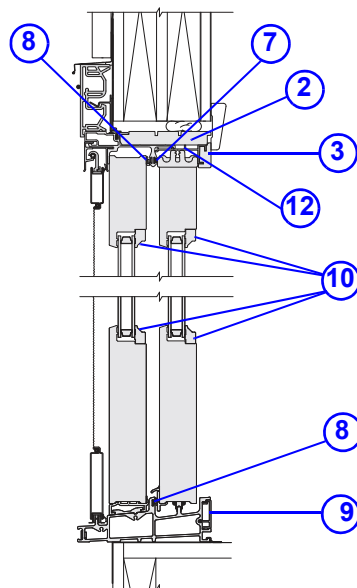
### Frame Assembly Graphic - 2-Panel and 4-Panel

**Note:** Complete replacement frames can be ordered by description. See [Installation Guide 9020094](#). See [Installation Guide 9117014](#). See latest [Product Details](#). View a [Knock-Down Gliding Patio Door & Assembly video](#).



- 1. Side Jamb
- 2. Head Jamb
- 3. [Head Stop Trim](#)
- 4. [Stationary Side Trim](#)
- 5. [Operating Trim - Frame](#)

- 6. [Operating Trim - Panel](#)
- 7. [Pile Weatherstrip](#)
- 8. [Leaf Weatherstrip](#)
- 9. [Sill Trim](#)
- 10. [Glass Stop \(Traditional\)](#)
- 11. [Interlock](#)
- 12. [Head Stop - Aluminum](#)
- 13. [Filler with Weatherstrip](#)



**Vertical Section – Operating  
Gliding (top-hung) Insect Screen**

### A-Series Gliding Door Frame Assemblies

# A-Series Gliding Doors (2008 to Present)

Single Panel, 2-Panel, 3-Panel and 4-Panel

## Frames

### Stops

**Note:**

Some stops available with finish options.

Interior species/finish/color options

**Unfinished or clear coat.**



Pine



Maple



Oak



Vertical Grain  
Douglas Fir



Cherry



Mahogany



Clear Coat

**Shown on pine. Available on pine, maple and oak only.**



Honey



Cinnamon



Russet




Mocha




Espresso


**Available with pine and maple only.**



White



Birch Bark



Primed (for paint)

**See your Andersen dealer for details.**



Canvas



Sandtone



Terratone



Forest  
Green



Dark  
Bronze



Dove Gray



Prairie  
Grass



Red Rock



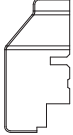
Cocoa  
Bean



Black

## Frames

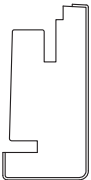
### Sill Stop Ref No. 5 [page 107](#)

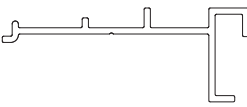
	Unit No.	Length	Species						
			Pine	Maple	Oak	Cherry	Mahog	Doug Fir	Alder
				<b>FWGD29</b>	29 1/2	9018229	9018163	9018157	OBD
	<b>FWGD33</b>	35 1/2	9018230	9018164	9018158	OBD	OBD	OBD	OBD
	<b>FWGD39</b>	41 1/2	9018231	9018165	9018159	OBD	OBD	OBD	OBD
	<b>FWGD43</b>	47 1/2	9018232	9018166	9018160	OBD	OBD	OBD	OBD
			Painted						
	Unit No.	Length	White	Primed	Birch Bark	Sand-tone	Canvas	Dark Bronze	Black
	<b>FWGD29</b>	29 1/2	9051173	9051169	9051165	OBD	OBD	OBD	9185638
	<b>FWGD33</b>	35 1/2	9051174	9051170	9051166	OBD	OBD	OBD	9185639
	<b>FWGD39</b>	41 1/2	9051175	9051171	9051167	OBD	OBD	OBD	9185640
	<b>FWGD43</b>	47 1/2	9051176	9051172	9051168	OBD	OBD	OBD	9185641

# A-Series Gliding Doors (2008 to Present)

Single Panel, 2-Panel, 3-Panel and 4-Panel

## Frames

Head Stop Trim Ref No. 3 <a href="#">page 108</a>									
<b>Note:</b> This part is available in a factory applied prefinished interior. Use the Product ID to determine if the unit was AW factory prefinished.									
	Unit No.	Length	Species						
			Pine	Maple	Oak	Cherry	Mahog- any	Douglas Fir	Alder
	FWGD50	56 5/8	9006281	9006283	9006282	OBD	OBD	OBD	OBD
	FWGD60	68 5/8	9006284	9006286	9006285	OBD	OBD	OBD	OBD
	FWGD70	80 5/8	9006287	9006289	9006288	OBD	OBD	OBD	OBD
	FWGD80	92 5/8	9006290	9006292	9006291	OBD	OBD	OBD	OBD
	FWGD910-3	56 57/64	9019037	9019039	9019038	OBD	OBD	OBD	OBD
	FWGD910-4	57 31/64	9019043	9019045	9019044	OBD	OBD	OBD	OBD
	FWGD1110-3	68 57/64	9019040	9019042	9019041	OBD	OBD	OBD	OBD
	FWGD1110-4	69 31/64	9019046	9019048	9019047	OBD	OBD	OBD	OBD
	FWGD1510-4	93 31/64	9019052	9019054	9019053	OBD	OBD	OBD	OBD
	Unit No.	Length	Painted						
			White	Primed	Birch Bark	Sand- tone	Canvas	Dark Bronze	Black
	FWGD50	56 5/8	9051086	9051082	9051078	OBD	OBD	OBD	9185583
	FWGD60	68 5/8	9051087	9051083	9051079	OBD	OBD	OBD	9185584
	FWGD70	80 5/8	9051088	9051084	9051080	OBD	OBD	OBD	9185585
	FWGD80	92 5/8	9051089	9051085	9051081	OBD	OBD	OBD	9185586
	FWGD910-3	56 57/64	9055308	9055306	9055307	OBD	OBD	OBD	
	FWGD910-4	57 31/64	9055314	9055312	9055313	OBD	OBD	OBD	9185590
	FWGD1110-3	68 57/64	9055311	9055309	9055310	OBD	OBD	OBD	9185587
FWGD1110-4	69 31/64	9055317	9055315	9055316	OBD	OBD	OBD	9185588	
FWGD1510-4	93 31/64	9055320	9055318	9055319	OBD	OBD	OBD	9185589	

Head Stop - Aluminum Ref No. 12 <a href="#">page 108</a>						
<b>Note:</b> Reachout and flush mount have unique locations for screw holes (not shown in profile drawing).						
	Unit No.	Panels	Length	Reachout	Flush Mount	
	FWGD50	2	56 1/8	9006317	9199281	
	FWGD60		68 1/8	9006318	9199282	
	FWGD70		80 1/8	9006319	9199283	
	FWGD80		92 1/8	9006320	9199284	
	FWGD910	3	57 9/32	9019015	9199285	
	FWGD1110		69 9/32	9019016	9199286	
	FWGD910	4	112 43/64	9019017	9199287	
	FWGD1110		136 43/64	9019018	9199288	
	FWGD1310		160 43/64	OBD	OBD	
FWGD1510	184 43/64		9019020	9199289		

## Frames

### Side Trim - Stationary Ref No. 4 [page 108](#)

**Note:**

This part is available in a factory applied prefinished interior. Use the Product ID to determine if the unit was AW factory prefinished.

			<b>Species</b>						
	<b>Unit No.</b>	<b>Length</b>	<b>Pine</b>	<b>Maple</b>	<b>Oak</b>	<b>Cherry</b>	<b>Mahog- any</b>	<b>Douglas Fir</b>	<b>Alder</b>
	<b>FWGD68</b>	75 <sup>35</sup> / <sub>64</sub>	9006293	9006295	9006294	OBD	OBD	OBD	OBD
	<b>FWGD611</b>	78 <sup>27</sup> / <sub>64</sub>	9006296	9006298	9006297	OBD	OBD	OBD	OBD
	<b>FWGD80</b>	91 <sup>35</sup> / <sub>64</sub>	9006302	9006304	9006303	9142109	9142112	9142106	9142115
	<b>FWGD100</b>	115 <sup>35</sup> / <sub>64</sub>	9132251	9132253	9132252	9132255	9132254	9132256	OBD
			<b>Painted</b>						
	<b>Unit No.</b>	<b>Length</b>	<b>White</b>	<b>Primed</b>	<b>Birch Bark</b>	<b>Sand- tone</b>	<b>Canvas</b>	<b>Dark Bronze</b>	<b>Black</b>
	<b>FWGD68</b>	75 <sup>35</sup> / <sub>64</sub>	9051096	9051093	9051090	OBD	OBD	OBD	9185591
	<b>FWGD611</b>	78 <sup>27</sup> / <sub>64</sub>	9051097	9051094	9051091	OBD	OBD	OBD	9185594
<b>FWGD80</b>	91 <sup>35</sup> / <sub>64</sub>	9051098	9051095	9051092	OBD	OBD	OBD	9185592	
<b>FWGD100</b>	115 <sup>35</sup> / <sub>64</sub>	9133935	9133942	9133949	OBD	OBD	OBD	9185593	

### Side Trim - Operating Ref No. 5 [page 108](#)

**Note:**

This part is available in a factory applied prefinished interior. Use the Product ID to determine if the unit was AW factory prefinished.

			<b>Species</b>						
	<b>Unit No.</b>	<b>Length</b>	<b>Pine</b>	<b>Maple</b>	<b>Oak</b>	<b>Cherry</b>	<b>Mahog- any</b>	<b>Douglas Fir</b>	<b>Alder</b>
	<b>FWGD68</b>	76 <sup>11</sup> / <sub>16</sub>	9006269	9006271	9006270	OBD	OBD	OBD	OBD
	<b>FWGD611</b>	79 <sup>9</sup> / <sub>16</sub>	9006272	9006274	9006273	OBD	OBD	OBD	OBD
	<b>FWGD80</b>	92 <sup>11</sup> / <sub>16</sub>	9006278	9006280	9006279	9142108	9142111	9142105	9142114
	<b>FWGD100</b>	116 <sup>11</sup> / <sub>16</sub>	9132244	9132246	9132245	9132248	9132247	9132249	OBD
			<b>Painted</b>						
	<b>Unit No.</b>	<b>Length</b>	<b>White</b>	<b>Primed</b>	<b>Birch Bark</b>	<b>Sand- tone</b>	<b>Canvas</b>	<b>Dark Bronze</b>	<b>Black</b>
	<b>FWGD68</b>	76 <sup>11</sup> / <sub>16</sub>	9051075	9051072	9051069	OBD	OBD	OBD	9185579
	<b>FWGD611</b>	79 <sup>9</sup> / <sub>16</sub>	9051076	9051073	9051070	OBD	OBD	OBD	9185582
<b>FWGD80</b>	92 <sup>11</sup> / <sub>16</sub>	9051077	9051074	9051071	OBD	OBD	OBD	9185580	
<b>FWGD100</b>	116 <sup>11</sup> / <sub>16</sub>	9133934	9133941	9133948	OBD	OBD	OBD	9185581	

### Screws - Head Stop

	<b>Description</b>	<b>Finish</b>	<b>Order No.</b>
	#10 x 7/8" PH FL Type A, Gray	Stone	9006392



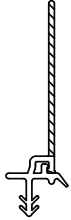
# A-Series Gliding Doors (2008 to Present)

Single Panel, 2-Panel, 3-Panel and 4-Panel

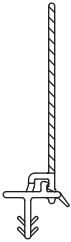
## Frames

### Installation Flanges

#### Flange - Folding / Head (2010 to Present)

		Unit	Length	Order No.	
		FWGD		32 <sup>11</sup> / <sub>32</sub>	9044836
				38 <sup>11</sup> / <sub>32</sub>	9044837
				44 <sup>11</sup> / <sub>32</sub>	9044838
				50 <sup>11</sup> / <sub>32</sub>	9044839
				59 <sup>1</sup> / <sub>4</sub>	9044828
				71 <sup>1</sup> / <sub>4</sub>	9044830
				83 <sup>1</sup> / <sub>4</sub>	9044832
				95 <sup>1</sup> / <sub>4</sub>	9044833
				117	9044840
				141	9044841
				165	9044842
	189		9044843		

#### Flange - Folding / Side (2010 to Present)


		Unit	Length	Order No.
		FWGD68	79 <sup>1</sup> / <sub>2</sub>	9044844
		FWGD611	82 <sup>3</sup> / <sub>8</sub>	9044845
		FWGD76	89 <sup>1</sup> / <sub>2</sub>	9046454
		FWGD80	95 <sup>1</sup> / <sub>2</sub>	9044846
		FWGD100	119 <sup>1</sup> / <sub>2</sub>	9044847

### Installation Kit

#### Installation Kit - Door 72 x 83

**Note:**

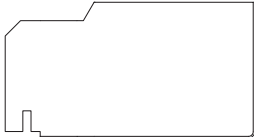
Used for rectangular openings up to 72" x 83". See [Installation Guide 9080775](#).

	<p><b>Kit Includes:</b></p> <ul style="list-style-type: none"> <li>(1) Backer Rod - 20 ft.</li> <li>(64) Shims</li> <li>(54) Fasteners - 1 1/2" Roofing nails</li> <li>(1) Self-Adhering Flashing Tape - 22 ft.</li> <li>(1) Flexible Sill Flashing Tape - 7 ft.</li> <li>(1) Insulating Foam - 12 oz. can</li> <li>(3) Sealant - 10.1 oz. tube</li> <li>Installation Guide</li> </ul>	Product Lines	Order No.
		Multiple	9080774


## Frames

### Sill Parts

Sill Step Ref No. 6 [page 107](#)

	Unit No.	Length	Species			
			Pine	Maple	Oak	
	<b>FWGD29</b>	30 <sup>9</sup> / <sub>32</sub>	9008058	9008070	9008064	
	<b>FWGD33</b>	36 <sup>9</sup> / <sub>32</sub>	9008057	9008069	9008063	
	<b>FWGD39</b>	42 <sup>9</sup> / <sub>32</sub>	9008056	9008068	9008062	
	<b>FWGD43</b>	48 <sup>9</sup> / <sub>32</sub>	9008055	9008067	9008061	
	Painted					
	Unit No.	Length	White	Primed	Birch Bark	Black
			White	Primed	Birch Bark	Black
	<b>FWGD29</b>	30 <sup>9</sup> / <sub>32</sub>	9103959	9139895	9139889	9185573
	<b>FWGD33</b>	36 <sup>9</sup> / <sub>32</sub>	9103958	9139894	9139888	9185574
	<b>FWGD39</b>	42 <sup>9</sup> / <sub>32</sub>	9103557	9139893	9139887	
	<b>FWGD43</b>	48 <sup>9</sup> / <sub>32</sub>	9103956	9139892	9139886	9185575

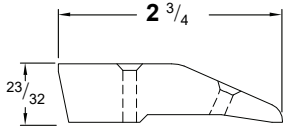
Sill Trim - Frame Ref No. 9 [page 108](#)

	Unit No.	Length	Species							
			Pine	Maple	Oak	Cherry	Mahogany	Douglas Fir	Alder	
	<b>FWGD50</b>	57 <sup>15</sup> / <sub>16</sub>	9006257	9006259	9006258	OBD				
	<b>FWGD60</b>	69 <sup>15</sup> / <sub>16</sub>	9006260	9006262	9006261					
	<b>FWGD70</b>	81 <sup>15</sup> / <sub>16</sub>	9006263	9006265	9006264					
	<b>FWGD80</b>	93 <sup>15</sup> / <sub>16</sub>	9006266	9006268	9006267					
	<b>FWGD910</b>	115 <sup>11</sup> / <sub>16</sub>	9019021	9019023	9019022					
	<b>FWGD1110</b>	139 <sup>11</sup> / <sub>16</sub>	9019024	9019026	9019025					
	<b>FWGD1510</b>	187 <sup>11</sup> / <sub>16</sub>	9019030	9019032	9019031					
	Painted Pine									
	Unit No.	Length	White	Primed	Birch Bark	Black	Canvas	Dark Bronze	Sandtone	
			White	Primed	Birch Bark	Black	Canvas	Dark Bronze	Sandtone	
	<b>FWGD50</b>	57 <sup>15</sup> / <sub>16</sub>	9103952	9172710	OBD	9185595	OBD			
	<b>FWGD60</b>	69 <sup>15</sup> / <sub>16</sub>	9103953	9139935	9139933	9185596				
	<b>FWGD70</b>	81 <sup>15</sup> / <sub>16</sub>	9103954	9172711	OBD	9185597				
	<b>FWGD80</b>	93 <sup>15</sup> / <sub>16</sub>	9103955	9139936	9139934	9185598				
	<b>FWGD910</b>	115 <sup>11</sup> / <sub>16</sub>	9172704	9172707	OBD	9185599				
	<b>FWGD1110</b>	139 <sup>11</sup> / <sub>16</sub>	9172705	9172708	OBD	9185600				
<b>FWGD1510</b>	187 <sup>11</sup> / <sub>16</sub>	9172706	9172709	OBD	9185601					

# A-Series Gliding Doors (2008 to Present)

Single Panel, 2-Panel, 3-Panel and 4-Panel

## Frames

Threshold with Screws				
	Unit No.	Length	Maple	Oak
	29/30/33	40	1207056	1207010
	40/43	52	1207057	1207020
	5	63	1207058	1207025
	510/60	74	1207059	1207030
	8	98	1207060	1207040
	9	111	1207061	1207045
	100/4	120	1207062	1207048
	120/4	145	1207063	1207050
	160/4	193	1207064	1207055

Screw Package - Threshold / 3/4		
	<b>Package Includes:</b> 3 screws	<b>Order No.</b> 1277102
Screw Package - Threshold / 5/6		
	<b>Package Includes:</b> 5 screws	<b>Order No.</b> 1277104
Screw Package - Threshold / 8/9		
	<b>Package Includes:</b> 7 screws	<b>Order No.</b> 1277106
Screw Package - Threshold / 10/12		
	<b>Package Includes:</b> 9 screws	<b>Order No.</b> 1277108
Screw Package - Threshold / 15		
	<b>Package Includes:</b> 13 screws	<b>Order No.</b> 1277110

## Frames

### Filler with Weatherstrip

**Note:**

Filler with weatherstrip for custom-sized doors is made to order. Product ID label is located on the top edge of operating panel or the operating side of the head jamb.


To order, state:

1. Description of part (Operating Jamb Filler Weatherstrip)
2. Handing (RH or LH)
3. Quantity
4. Product ID (from product label, see [page 10](#))

### Filler with Weatherstrip - Operating Jamb

**Note:**

You may need to replace the [fastener plugs](#) when replacing this part.

	Unit No.	Length	Reachout		Flush Mount	
			Left	Right	Left	Right
				FWGD68	76 5/8	9006380
	FWGD611	79 1/2	9006381	9006377	9186817	9186814
	FWGD80	92 5/8	9006383	9006379	9186818	9186815

### Bracket - 4 Panel

#### Operating Panel Channel Bracket / 4-Panel

**Note:**

See [Service Guide 9183859](#).

	Kit Includes: (1) Bracket (2) #8 x 1" FH screws	Color	Order No.
		White	9183990
		Grey	9183991

### Fastener Covers

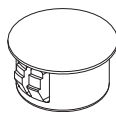
#### Fastener Plug

**Note:**

See [Installation Guide 9014018](#). Quantity of one.

	Finish	Order No.
	Gray	9020114

#### Fastener Cover Pack

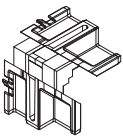
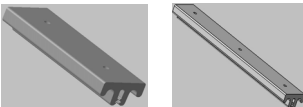

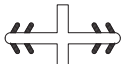
	Pack Includes: 12 fastener covers. Use with four panel astragal. See <a href="#">Installation Guide 9020095</a> .	Finish	Order No.
		White	9013254
Sandtone	9013255		
Terratone®	9013256		
Forest Green	9013257		
Canvas	9013258		
Prairie Grass	9013263		
Cocoa Bean	9013261		
Dove Gray	9013262		
Red Rock	9013259		
Black	9013260		
Dark Bronze	9021382		

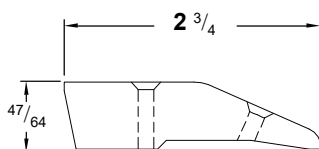
# A-Series Gliding Doors (2008 to Present)

Single Panel, 2-Panel, 3-Panel and 4-Panel

## Frames

### Frame Parts and Hardware

Frame Cover Corner Key			
		<b>Order No.</b>	
		9000318	
Head Bumper - Reachout			
	<b>Note:</b> Reachout 2/4 Panel 5 x 1 7/8 Reachout 3 Panel 10 1/2 x 1 7/8	<b>2/4 Panel</b>	<b>3 Panel</b>
		9006374	9019059
Head Bumper - Flush Mount			
	<b>Note:</b> Flush mount 2/4 Panel 2 7/8 x 1 7/8 Flush mount 3 Panel 6 19/64 x 1 7/8	<b>2/4 Panel</b>	<b>3 Panel</b>
		9199279	9199280
Fastener - Head Bumper			
		<b>Color</b>	<b>Order No.</b>
		Sandtone	0904111
Stop Fastener Kit			
	<b>Note:</b> Ships as a quantity of 12.	<b>Order No.</b>	
		9019521	

Threshold with Screws Ref. No. 19 <a href="#">page 107</a>				
	Unit No.	Length	Maple	Oak
	FWG29/30/33	40"	1207056	1207010
	FWG43	52"	1207057	1207020
	FWG50	63"	1207058	1207025
	FWG60	74"	1207059	1207030
	FWG80	98"	1207060	1207040
	FWG100//4	120"	1207062	1207048
	FWG120/4	145"	1207063	1207050
	FWG160/4	193"	1207064	1207055

## Frames

Head Jamb Center Stiffener - 4-Panel		Color	Order No.
		White	9020994
		Sandtone	9020996
		Terratone®	9020995
		Forest Green	9020997
		Canvas	9020998
		Prairie Grass	9021003
		Cocoa Bean	9021001
		Dove Gray	9021002
		Red Rock	9020999
		Black	9021000
	Dark Bronze	9021004	

Head Bracket - Stationary		Order No.
	<b>Note:</b> Snaps in place with panel retainer, see <a href="#">page 40</a> .	9006385

Sill Track Filler		Color	Order No.
		Gray	9068133
		Black	9068134


Sill Drain Cover		Color	Order No.
		Gray	9020113
		Black	9015158

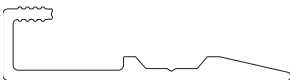
Weep Hole Cover		Color	Order No.
		Gray	9000553
		Black	9017769

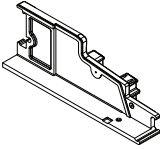
# A-Series Gliding Doors (2008 to Present)


Single Panel, 2-Panel, 3-Panel and 4-Panel

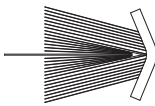
## Frames


Sill Track cover			
		<b>Unit No.</b>	<b>Order No.</b>
		<b>FWGD50</b>	9015153
		<b>FWGD60</b>	9015154
		<b>FWGD70</b>	9015155
		<b>FWGD80</b>	9015156
		<b>FWGD910</b>	9018967
		<b>FWGD1110</b>	9018968
	<b>FWGD1510</b>	9018970	

Kit / Sill Remodeling Bracket		
	<b>Package Includes:</b> 1 - Remodel Bracket, 93" 1 - <a href="#">Accessory Guide 9050101</a>	<b>Order No.</b> 9050099

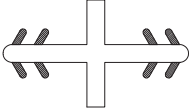
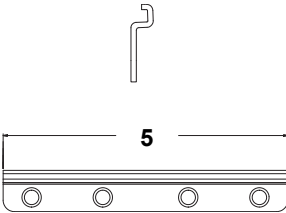
Sill Key				
		<b>Color</b>	<b>Left</b>	<b>Right</b>
		Black	9017784	9017785
		Gray	9006337	9006338

Weatherstrip - Black Leaf Ref. No. 8 <a href="#">page 108</a>			
	<b>Note:</b> Use on stationary side jamb, head parting stop and sill.	<b>Length</b>	<b>Order No.</b>
		8 ft	9032269
		16 ft	9032270

Weatherstrip - Gray Pile Ref. No. 7 <a href="#">page 108</a>			
	<b>Note:</b> Use on astragal, operating side jamb and head parting stop.	<b>Length</b>	<b>Order No.</b>
		8 ft	9032271
		16 ft	9032272

Filler Retainer - Stationary		
	<b>Note:</b> Secured with <a href="#">2579413</a> .	<b>Order No.</b> 9006347

## Frames

Fasteners		
<b>Stop Fastener Kit</b>		
	<p><b>Note:</b> Ships as a quantity of 12.</p>	<p><b>Order No.</b> 9019521</p>
<b>Sill Clip</b>		
		<p><b>Order No.</b> 9000566</p>



# A-Series Gliding Doors (2008 to Present)

Single Panel, 2-Panel, 3-Panel and 4-Panel

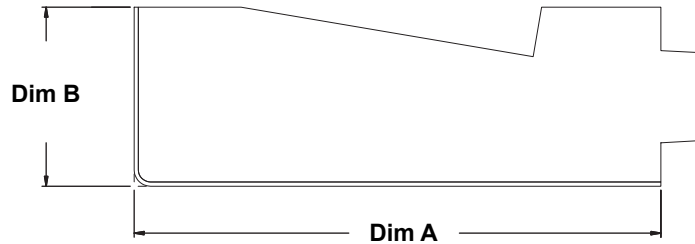
## Frames

### Extension Jamb Kits

#### Extension Jamb Kits

**Kit Includes:**

1 head jamb and 2 side jambs.



<b>4 <sup>9</sup>/<sub>16</sub>" Base frame</b>	<b>Dim A</b>	<b>Dim B</b>
<b>5 <sup>1</sup>/<sub>4</sub></b>	$\frac{11}{16}$	$\frac{43}{64}$
<b>6 <sup>9</sup>/<sub>16</sub></b>	<b>2</b>	$\frac{43}{64}$
<b>7 <sup>1</sup>/<sub>8</sub></b>	<b>2 <sup>9</sup>/<sub>16</sub></b>	$\frac{43}{64}$

<b>6 <sup>9</sup>/<sub>16</sub>" Base frame</b>	<b>Dim A</b>	<b>Dim B</b>
		$\frac{43}{64}$
		$\frac{43}{64}$
<b>7 <sup>1</sup>/<sub>8</sub></b>	$\frac{9}{16}$	$\frac{43}{64}$








**Note:**

Custom size replacement extension jamb kits are made to order.

*To order, state:*

1. Description of Part (Extension Jamb Kit - Interior)
2. Quantity
3. Product ID (from product label, see [page 10](#))
4. Options Desired (if different than original product)

## Frames

Extension Jamb / Wood / Lineal									
Extension Jamb / Wood / Lineal									
<b>Note:</b> For use with 4 9/16" frame unless called out.									
Wall Depth	 Pine			 Oak			 Maple		
	83"	96"	144"	83"	96"	144"	83"	96"	144"
5 1/4"			9019671			9019674			9019677
6 9/16"	9066604		9019672	9066605	9118495	9019675	9066606	9118496	9019678
7 1/8" (4 9/16" Frame)			9019673			9019676			9019679
7 1/8" (6 9/16" Frame)			9019680			9019681			9019682
Wall Depth	 Mahogany			 Cherry			 Vertical Grain Douglas Fir		
	83"	96"	144"	83"	96"	144"	83"	96"	144"
5 1/4"			9138892			9138889			9138886
6 9/16"			9138893			9138890			9138887
7 1/8" (4 9/16" Frame)			9138894			9138891			9138888
7 1/8" (6 9/16" Frame)			9173375			9173376			9173374
Wall Depth	 Alder								
	83"	96"	144"	83"	96"	144"	83"	96"	144"
5 1/4"			9138895						
6 9/16"			9138896						
7 1/8" (4 9/16" Frame)			9138897						
7 1/8" (6 9/16" Frame)			9173377						

# A-Series Gliding Doors (2008 to Present)

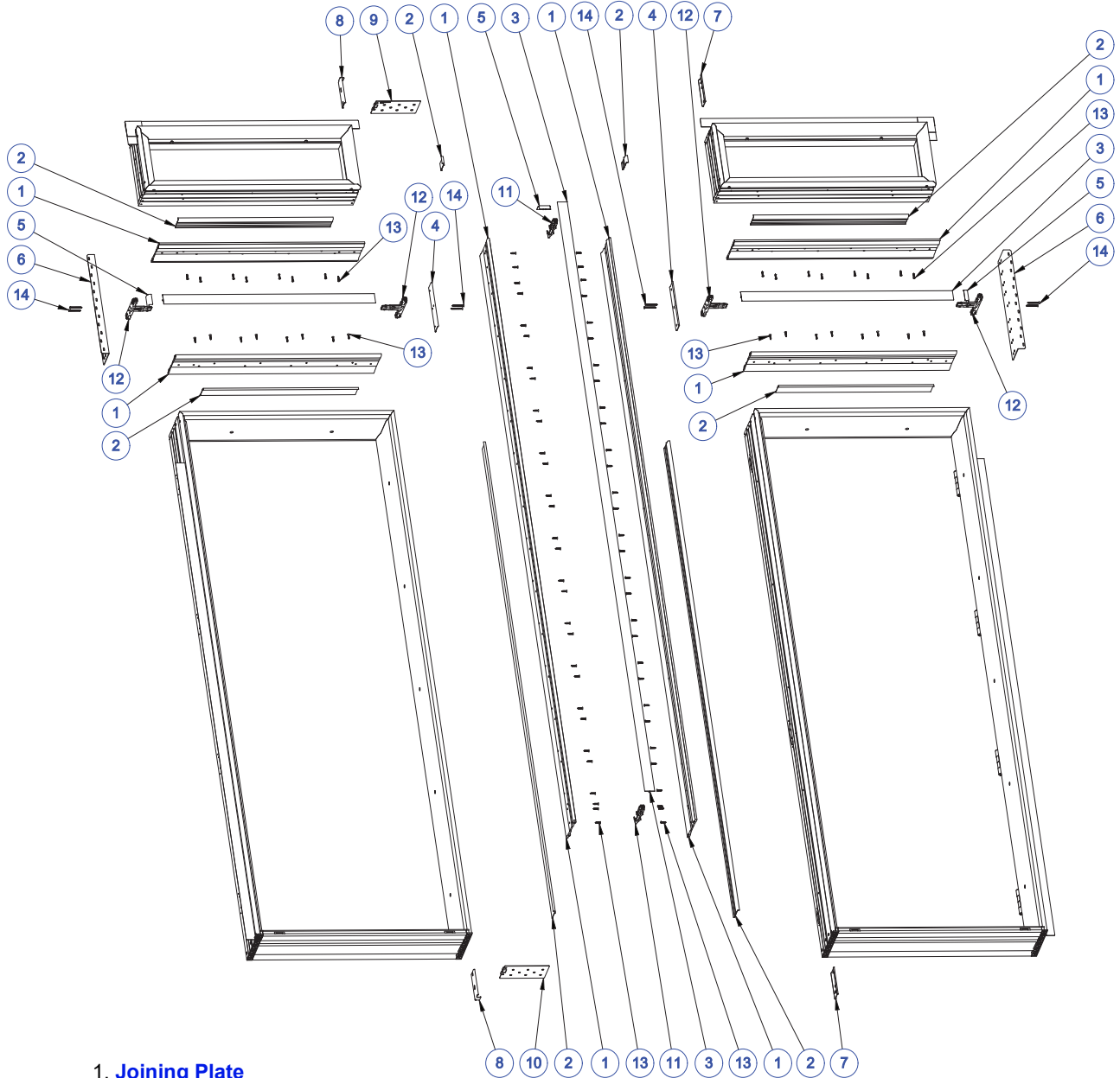
Single Panel, 2-Panel, 3-Panel and 4-Panel

## Joining Components

### Fiberglass Joining Exploded View

**Note:**

See (1-Way, 1-Way Assembly in Opening and 2-Way) [Joining Guide 9180250](#).



- |   |  |  |
|---|--|--|
| 1. <a href="#">Joining Plate</a>                  | 7. <a href="#">Fixed Bracket</a>         | 11. <a href="#">End Plug</a>             |
| 2. <a href="#">Joining Plate Alignment Spacer</a> | 8. <a href="#">Slide Bracket</a>         | 12. <a href="#">Locking/Sealing Plug</a> |
| 3. <a href="#">Exterior Trim Strip</a>            | 9. <a href="#">Flat Side Gusset (A)</a>  | 13. <a href="#">7/8" Screw</a>           |
| 4. <a href="#">Intersection Bracket</a>           | 10. <a href="#">Flat Side Gusset (B)</a> | 14. <a href="#">2" Screw</a>             |
| 5. <a href="#">End Cap</a>                        |  |  |
| 6. <a href="#">Gusset Plate</a>                   |  |  |

## Joining Components

### Fiberglass Joining Kits

#### Joining Kits - FGL / 4 9/16"

**Kit Includes:**  
 (2) Joining Plates  
 (2) Alignment Spacers  
 (1) Exterior Trim Strip (length dimension shown)  
 (2) Flange Gussets 18"  
 (1) Hardware Kit  
 (1) Sealant

Color	Size									
	31	33	60	64	68	611	80	100	104	120
	Length									
	35 <sup>27</sup> / <sub>32</sub>	37 <sup>19</sup> / <sub>32</sub>	71	74 <sup>3</sup> / <sub>4</sub>	79 <sup>1</sup> / <sub>4</sub>	82 <sup>1</sup> / <sub>8</sub>	95 <sup>1</sup> / <sub>4</sub>	119 <sup>1</sup> / <sub>4</sub>	123 <sup>1</sup> / <sub>4</sub>	143 <sup>3</sup> / <sub>4</sub>
White	9179836	9179837	9179838	9179839	9179840	9179841	9179842	9179843	9179844	9179845
Terratone®	9179826	9179827	9179828	9179829	9179830	9179831	9179832	9179833	9179834	9179835
Sandtone	9179816	9179817	9179818	9179819	9179820	9179821	9179822	9179823	9179824	9179825
Forest Green	9179786	9179787	9179788	9179789	9179790	9179791	9179792	9179793	9179794	9179795
Canvas	9179746	9179747	9179748	9179749	9179750	9179751	9179752	9179753	9179754	9179755
Prairie Grass	9179796	9179797	9179798	9179799	9179800	9179801	9179802	9179803	9179804	9179805
Cocoa Bean	9179756	9179757	9179758	9179759	9179760	9179761	9179762	9179763	9179764	9179765
Dove Gray	9179776	9179777	9179778	9179779	9179780	9179781	9179782	9179783	9179784	9179785
Red Rock	9179806	9179807	9179808	9179809	9179810	9179811	9179812	9179813	9179814	9179815
Black	9179736	9179737	9179738	9179739	9179740	9179741	9179742	9179743	9179744	9179745
Dark Bronze	9179766	9179767	9179768	9179769	9179770	9179771	9179772	9179773	9179774	9179775

#### Joining Kits - FGL / 6 9/16"

Kit Includes: (2) Joining Plate (2) Alignment Spacer (1) Exterior Trim Strip (length dimension shown) (2) Flange Gusset 18" (1) Hardware Kit (1) Sealant	Color	Size	
		104	140
		Length	
		123 <sup>1</sup> / <sub>4</sub>	167 <sup>3</sup> / <sub>4</sub>
White	9179866	9179867	
Terratone®	9179864	9179865	
Sandtone	9179862	9179863	
Forest Green	9179856	9179857	
Canvas	9179848	9179849	
Prairie Grass	9179858	9179859	
Cocoa Bean	9179850	9179851	
Dove Gray	9179852	9179853	
Red Rock	9179860	9179861	
Black	9179846	9179847	
Dark Bronze	9179854	9179855	

## A-Series Gliding Doors (2008 to Present)

Single Panel, 2-Panel, 3-Panel and 4-Panel

### Joining Components

#### Fiberglass Joining Hardware Kits

##### Hardware Kit - FGL Joining

**Kit Includes:**

- (1) Intersection Bracket
- (2) Fixed Bracket
- (2) Slide Bracket
- (1) Flat Side Gusset Type A
- (1) Flat Side Gusset Type B
- (2) Locking/Sealing Plug
- (2) End Plug
- (2) End Cap
- (18) Screw 10-16 x 2
- (52) Screw 10-12 x 7/8
- (1) Gasket

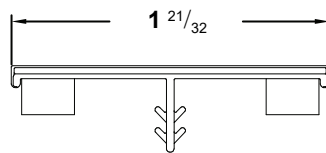
**Color****Order No.**

White	9180115
Terratone®	9180114
Sandtone	9180113
Forest Green	9180110
Canvas	9180107
Prairie Grass	9180111
Cocoa Bean	9180106
Dove Gray	9180108
Red Rock	9180112
Black	9179999
Dark Bronze	9180109

## Joining Components

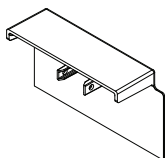
### Fiberglass Joining Kit Components

#### Trim Strip - FGL



Color	Size										
	31	33	60	64	68	611	80	100	104	120	140
	Length										
	35 <sup>27</sup> / <sub>32</sub>	37 <sup>27</sup> / <sub>32</sub>	71	74 <sup>3</sup> / <sub>4</sub>	79 <sup>1</sup> / <sub>4</sub>	82 <sup>1</sup> / <sub>8</sub>	94 <sup>1</sup> / <sub>4</sub>	119 <sup>1</sup> / <sub>4</sub>	123 <sup>1</sup> / <sub>4</sub>	143 <sup>3</sup> / <sub>4</sub>	167 <sup>3</sup> / <sub>4</sub>
White	9179978	9179979	9179980	9179981	9180159	9180160	9180161	9180162	9179982	9179983	9179984
Terratone®	9179971	9179972	9179973	9179974	9180155	9180156	9180157	9180158	9179975	9179976	9179977
Sandtone	9179964	9179965	9179966	9179967	9180151	9180152	9180153	9180154	9179968	9179969	9179970
Forest Green	9179935	9179936	9179937	9179938	9180147	9180148	9180149	9180150	9179939	9179940	9179941
Canvas	9179899	9179900	9179901	9179902	9180139	9180140	9180141	9180142	9179903	9179904	9179905
Prairie Grass	9179942	9179943	9179944	9179945	9179946	9179947	9179948	9179949	9179950	9179951	9179952
Cocoa Bean	9179906	9179907	9179908	9179909	9179910	9179911	9179912	9179913	9179914	9179915	9179916
Dove Gray	9179917	9179918	9179919	9179920	9179921	9179922	9179923	9179924	9179925	9179926	9179927
Red Rock	9179953	9179954	9179955	9179956	9179957	9179958	9179959	9179960	9179961	9179962	9179963
Black	9179891	9179892	9179893	9179894	9180136	9180137	9180138	9179895	9179896	9179897	9179898
Dark Bronze	9179928	9179929	9179930	9179931	9180143	9180144	9180145	9180146	9179932	9179933	9179934

#### End Cap - FGL



Color	Order No.
White	9043111
Terratone®	9043119
Sandtone	9043110
Forest Green	9043118
Canvas	9043112
Prairie Grass	9043117
Cocoa Bean	9043116
Dove Gray	9043113
Red Rock	9043114
Black	9043115
Dark Bronze	9043120

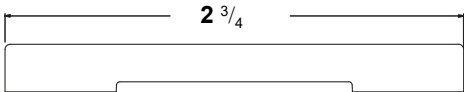
# A-Series Gliding Doors (2008 to Present)

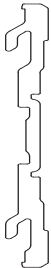

Single Panel, 2-Panel, 3-Panel and 4-Panel

## Joining Components

Inside Casing - 2 1/8"										
	<b>96"</b>			<b>120"</b>						
<b>Finish</b>	<b>Pine</b>	<b>Maple</b>	<b>Oak</b>	<b>Pine</b>	<b>Maple</b>	<b>Oak</b>	<b>Cherry</b>	<b>Mahog- any</b>	<b>Douglas Fir</b>	<b>Alder</b>
Unfinished	9067316	9064335	9064417	9068749	9068751	9068750	9140911	9140912	9140910	9140913
White	9013179	9055406	9040761	9013180	9040762	9055403			-	
Clear Coat	9013183	9013187	9013185	9013184	9013188	9013186			-	
Cinnamon	9013207	9013211	9013209	9013208	9013212	9013210			-	
Mocha	9013195	9013199	9013197	9013196	9013200	9013198			-	
Primed	9013181	9055407	9040763	9013182	9040764	9055404			-	
Honey	9013201	9013205	9013203	9013202	9013206	9013204			-	
Russet	9013189	9013193	9013191	9013190	9013194	9013192			-	
Espresso	9013215	9013219	9013217	9013216	9013220	9013218			-	
Birch Bark (Bright White)	9013213	9055408	9040765	9013214	9040766	9055405			-	
<b>White</b>	9013179	9055406	9040761	9013180	9040762	9055403			-	
<b>Terratone®</b>	9178875	9178857	9178866	9178830	9178848	9178839			-	
<b>Sandtone</b>	9178874	9178856	9178865	9178829	9178847	9178838			-	
<b>Forest Green</b>	9178881	9178863	9178872	9178836	9178854	9178845			-	
<b>Canvas</b>	9178873	9178855	9178864	9178828	9178846	9178837			-	
<b>Prairie Grass</b>									-	
<b>Cocoa Bean</b>	9178880	9178862	9178871	9178835	9178853	9178844			-	
<b>Dove Gray</b>	9178879	9178861	9178870	9178834	9178852	9178843			-	
<b>Red Rock</b>	9178878	9178860	9178869	9178833	9178851	9178842			-	
<b>Black</b>	9178876	9178858	9178867	9178831	9178849	9178840			-	
<b>Dark Bronze</b>	9178877	9178859	9178868	9178832	9178850	9178841			-	

## Joining Components

Inside Casing - 2 3/4"										
<b>Note:</b> Used when a wide bottom rail (A-Series Casement or A-Series Awning) unit is mulled above other A-Series windows or doors.										
										
Finish	72"			96"						
	Pine	Maple	Oak	Pine	Maple	Oak	Cherry	Mahogany	Douglas Fir	Alder
Unfinished	9067322	9064398	9064485	9067323	9068753	9068752	9140915	9140916	9140914	9140917
White	9031540	9055381	9055383	9055372	9055385	9055394	-	-	-	-
Clear Coat	9031542	9031544	9031543	9055373	9055386	9055395	-	-	-	-
Cinnamon	9031554	9031556	9031555	9055374	9055387	9055396	-	-	-	-
Mocha	9031548	9031550	9031549	9055375	9055388	9055397	-	-	-	-
Primed	9031541	9055382	9055384	9055376	9055389	9055398	-	-	-	-
Honey	9031551	9031553	9031552	9055377	9055390	9055399	-	-	-	-
Russet	9031545	9031547	9031546	9055378	9055391	9055400	-	-	-	-
Espresso	9031558	9031560	9031559	9055379	9055392	9055401	-	-	-	-
Birch Bark (Bright White)	9031557	9040611	9040610	9055380	9055393	9055402	-	-	-	-

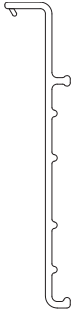
Joining Plate - FGL					
<b>Note:</b> Need two per mull. Cut to fit joining plates 1 1/2" shorter than the overall mulled length or width.					
  <b>4 9/16</b> <b>6 9/16</b>		<b>Depth</b>	<b>Size</b>	<b>Length</b>	<b>Order No.</b>
		<b>4 9/16</b>	<b>31</b>	<b>34 19/32</b>	9179868
			<b>33</b>	<b>36 19/32</b>	9179869
			<b>60</b>	<b>69 3/4</b>	9179870
			<b>64</b>	<b>73 1/2</b>	9179871
			<b>68</b>	<b>78</b>	9179872
			<b>611</b>	<b>80 7/8</b>	9179873
			<b>80</b>	<b>94</b>	9179874
			<b>100</b>	<b>118</b>	9179875
			<b>104</b>	<b>122</b>	9179876
			<b>120</b>	<b>142 1/2</b>	9179877
		<b>6 9/16</b>	<b>100</b>	<b>118</b>	9179878
			<b>140</b>	<b>166 1/2</b>	9179879

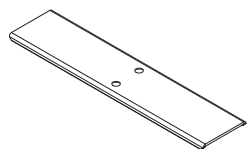


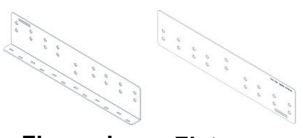
# A-Series Gliding Doors (2008 to Present)

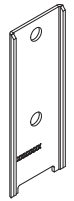
Single Panel, 2-Panel, 3-Panel and 4-Panel

## Joining Components


Joining Plate Alignment Spacer - FGL				
<b>Note:</b> Need one per unit jamb that is to be joined cutting to length if required. Required length: Join dimension - 1 1/2"				
		<b>Size</b>	<b>Length</b>	<b>Order No.</b>
		31	26 <sup>3</sup> / <sub>32</sub>	9179880
		33	28 <sup>3</sup> / <sub>32</sub>	9179881
		60	61 <sup>1</sup> / <sub>4</sub>	9179882
		64	65	9179883
		68	69 <sup>1</sup> / <sub>2</sub>	9179884
		611	72 <sup>3</sup> / <sub>8</sub>	9179885
		80	85 <sup>1</sup> / <sub>2</sub>	9179886
		100	109 <sup>1</sup> / <sub>2</sub>	9179887
		104	113 <sup>1</sup> / <sub>2</sub>	9179888
		120	134	9179889
		140	158	9179890

Intersection Bracket - FGL		
		<b>Order No.</b>
		9152243

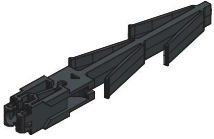
Gusset Plate - FGL / 18"			
<b>Note:</b> Need two per join. Required length: Join dimension - 1 1/2"			
 <b>Flanged</b> <b>Flat</b>		<b>Type</b>	<b>Order No.</b>
		Flat	9179994
		Flanged	9179993


Fixed Bracket - FGL		
		<b>Order No.</b>
		9179997

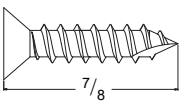
## Joining Components

Slide Bracket - FGL		
		<b>Order No.</b>
		9179998

Flat Slide Gusset - FGL		
 Type A      Type B		<b>Type</b>
		A
		B
		<b>Order No.</b>
		9179995
		9179996

End Plug - FGL		
		<b>Order No.</b>
		9179992

Locking/Sealing Plug - FGL		
		<b>Order No.</b>
		9177451

Screw Package - 7/8" FGL Screw		
<b>Package Includes:</b>		
(52) Fasteners 10-16 x 7/8" PH FL Type 17		
 7/8		<b>Qty</b>
		52
		<b>Order No.</b>
		9159384

# A-Series Gliding Doors (2008 to Present)

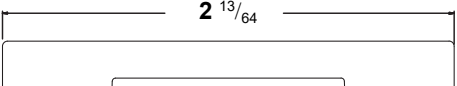
Single Panel, 2-Panel, 3-Panel and 4-Panel

## Joining Components

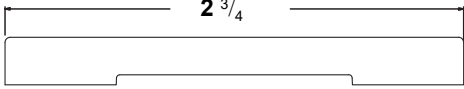
### Vintage LVL Joining Kit Components

**Note:**

Laminated Veneer Lumber (LVL) Joining System was replaced by Easy Connect Joining System (ECJS) in July 2019. Some kits and component parts are unavailable.

Inside Casing - 2 1/8"										
										
Finish	96"			120"						
	Pine	Maple	Oak	Pine	Maple	Oak	Cherry	Mahog- any	Douglas Fir	Alder
Unfinished	9067316	9064335	9064417	9068749	9068751	9068750	9140911	9140912	9140910	9140913
White	9013179	9055406	9040761	9013180	9040762	9055403				
Clear Coat	9013183	9013187	9013185	9013184	9013188	9013186				
Cinnamon	9013207	9013211	9013209	9013208	9013212	9013210				
Mocha	9013195	9013199	9013197	9013196	9013200	9013198				
Primed	9013181	9055407	9040763	9013182	9040764	9055404				
Honey	9013201	9013205	9013203	9013202	9013206	9013204				
Russet	9013189	9013193	9013191	9013190	9013194	9013192				
Espresso	9013215	9013219	9013217	9013216	9013220	9013218				
Birch Bark (Bright White)	9013213	9055408	9040765	9013214	9040766	9055405				
<b>White</b>	9013179	9055406	9040761	9013180	9040762	9055403				
<b>Terratone®</b>	9178875	9178857	9178866	9178830	9178848	9178839				
<b>Sandtone</b>	9178874	9178856	9178865	9178829	9178847	9178838				
<b>Forest Green</b>	9178881	9178863	9178872	9178836	9178854	9178845				
<b>Canvas</b>	9178873	9178855	9178864	9178828	9178846	9178837				
<b>Prairie Grass</b>										
<b>Cocoa Bean</b>	9178880	9178862	9178871	9178835	9178853	9178844				
<b>Dove Gray</b>	9178879	9178861	9178870	9178834	9178852	9178843				
<b>Red Rock</b>	9178878	9178860	9178869	9178833	9178851	9178842				
<b>Black</b>	9178876	9178858	9178867	9178831	9178849	9178840				
<b>Dark Bronze</b>	9178877	9178859	9178868	9178832	9178850	9178841				

## Joining Components

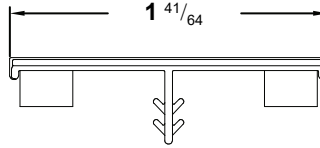
Inside Casing - 2 3/4"										
<b>Note:</b> Used when a wide bottom rail (A-Series Casement or A-Series Awning) unit is mulled above other A-Series windows or doors.										
										
Finish	72"			96"						
	Pine	Maple	Oak	Pine	Maple	Oak	Cherry	Mahog- any	Douglas Fir	Alder
Unfinished	9067322	9064398	9064485	9067323	9068753	9068752	9140915	9140916	9140914	9140917
White	9031540	9055381	9055383	9055372	9055385	9055394	-	-	-	-
Clear Coat	9031542	9031544	9031543	9055373	9055386	9055395	-	-	-	-
Cinnamon	9031554	9031556	9031555	9055374	9055387	9055396	-	-	-	-
Mocha	9031548	9031550	9031549	9055375	9055388	9055397	-	-	-	-
Primed	9031541	9055382	9055384	9055376	9055389	9055398	-	-	-	-
Honey	9031551	9031553	9031552	9055377	9055390	9055399	-	-	-	-
Russet	9031545	9031547	9031546	9055378	9055391	9055400	-	-	-	-
Espresso	9031558	9031560	9031559	9055379	9055392	9055401	-	-	-	-
Birch Bark (Bright White)	9031557	9040611	9040610	9055380	9055393	9055402	-	-	-	-

# A-Series Gliding Doors (2008 to Present)

Single Panel, 2-Panel, 3-Panel and 4-Panel

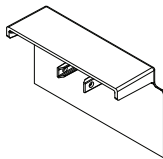
## Joining Components

### Trim Strip - LVL Joining



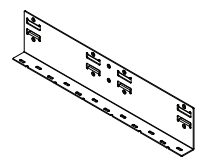
Color	Size					
	31	68	611	80	100	104
	Length					
	$36 \frac{3}{32}$	$79 \frac{9}{32}$	$82 \frac{3}{16}$	$95 \frac{9}{32}$	$119 \frac{9}{32}$	$123 \frac{11}{32}$
White	9044058	9044062	9044063	9044064	9044066	9044065
Terratone®	9044098	9044130	9044138	9044146	9044162	9044154
Sandtone	9044068	9044072	9044073	9044074	9044076	9044075
Forest Green	9044099	9044131	9044139	9044147	9044163	9044155
Canvas	9044078	9044082	9044083	9044084	9044086	9044085
Prairie Grass	9044103	9044135	9044143	9044151	9044167	9044159
Cocoa Bean	9044102	9044134	9044142	9044150	9044166	9044158
Dove Gray	9044088	9044092	9044093	9044094	9044096	9044095
Red Rock	9044100	9044132	9044140	9044148	9044164	9044156
Black	9044101	9044133	9044141	9044149	9044165	9044157
Dark Bronze	9044104	9044136	9044144	9044152	9044168	9044160

### End Cap - LVL/FGL



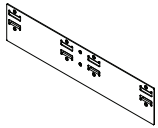
Color	Order No.
White	9043111
Terratone®	9043119
Sandtone	9043110
Forest Green	9043118
Canvas	9043112
Prairie Grass	9043117
Cocoa Bean	9043116
Dove Gray	9043113
Red Rock	9043114
Black	9043115
Dark Bronze	9043120

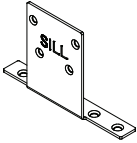
### Gusset Plate - Flanged / LVL / 18"



Order No.
3020004

## Joining Components

Gusset Plate - Straight / LVL / 18"		
		<b>Order No.</b>
		9023934

Bracket - Sill / LVL / 4 9/16"		
		<b>Order No.</b>
		9043121

Screw - Bracket		
		<b>Order No.</b>
		3020011

Screw Package - 1" LVL Screw			
	<b>Package Includes:</b> Screw, 10-12 x 1.000 Cross recess flat HD Type 17	<b>Qty</b>	<b>Order No.</b>
		18	9017653

Screw Package - 1.75" LVL Screw			
	<b>Package Includes:</b> Screw, 10-12 X 1-3/4 Cross recess flat HD Type 17	<b>Qty</b>	<b>Order No.</b>
		18	9017652

Screw Package - 2" LVL Screw			
	<b>Package Includes:</b> Screw, 10-12 x 1-3/4 Cross recess flat HD Type 17	<b>Qty</b>	<b>Order No.</b>
		18	9017654

Screw Package - 2.5" LVL Screw			
	<b>Package Includes:</b> Screw, 10-12 x 2-1/2 typ 17 PH FL STL ZY	<b>Qty</b>	<b>Order No.</b>
		18	9017651

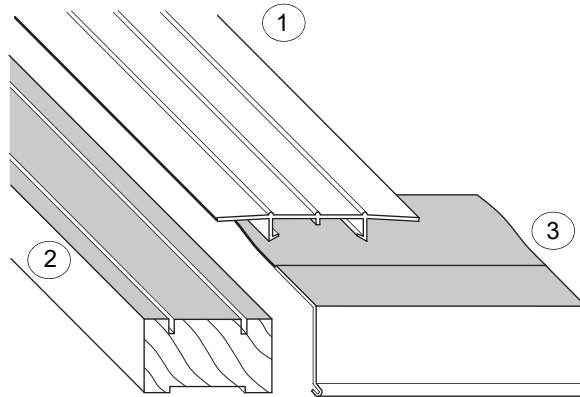
Screw Package - 3" LVL Screw			
	<b>Package Includes:</b> Screw, 10-12 x 3.000 typ 17 PH FL STL ZY	<b>Qty</b>	<b>Order No.</b>
		18	9017650

# A-Series Gliding Doors (2008 to Present)

Single Panel, 2-Panel, 3-Panel and 4-Panel

## Joining Components

### Support Mull Kits



1. Outside Vinyl Trim Strip
2. Filler
3. Head Flashing

**A-Series Gliding Support Mullion**

### Joining Kit - Support Mullion

**Kit Includes:**

Outside vinyl trim strip, filler, and flashing

Unit No.	Length	White	Terratone®	Sandtone	Forest Green
<b>FWG68</b>	79 <sup>7</sup> / <sub>16</sub>	2510212	2620103	0900406	1262824
<b>FWG611</b>	82 <sup>5</sup> / <sub>16</sub>	1916512	2460204	0900408	1262829
<b>FWG80</b>	95 <sup>7</sup> / <sub>16</sub>	2510214	2620108	0911210	1262825

### Trim Strip - Support Mullion / Outside Vinyl Ref. No. 1

Unit No.	Length	White	Terratone®	Sandtone	Forest Green
<b>FWG68</b>	79 <sup>7</sup> / <sub>16</sub>	1970929	2668706	0924706	1267804
<b>FWG611</b>	82 <sup>5</sup> / <sub>16</sub>	1970930	2668707	0924707	1267805
<b>FWG80</b>	95 <sup>7</sup> / <sub>16</sub>	2579708	2668708	0924708	1267806

### Filler - Support Mullion

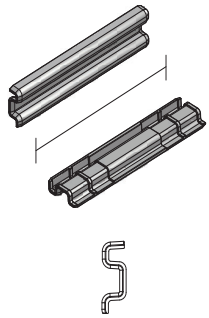
	Unit No.	Length	Order No.
	<b>FWG68</b>	79 <sup>7</sup> / <sub>16</sub>	2579714
	<b>FWG611</b>	82 <sup>5</sup> / <sub>16</sub>	2579715
	<b>FWG80</b>	95 <sup>7</sup> / <sub>16</sub>	2579716

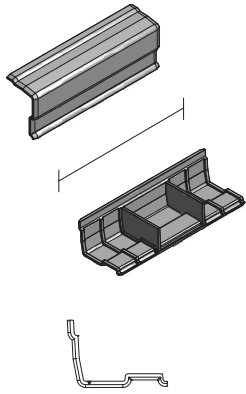
### Head Flashing - Support Mullion Ref. No. 3 [page 135](#)

	Unit No.	Length	Color	Order No.
	<b>All Units</b>	4 <sup>3</sup> / <sub>8</sub>	<b>White</b>	1997266
<b>Terratone®</b>			2640729	
<b>Sandtone</b>			0903524	

## Joining Components

### Mull Cover Kits

Mull Cover Kit - Sill / Standard				
		Color	Length	Order No.
		Gray	4 1/8	9131768
		Dark Bronze		9131769

Mull Cover Kit - Sill / Drop Channel				
		Color	Length	Order No.
		Gray	4 1/8	9131770
		Dark Bronze		9131771



# A-Series Gliding Doors (2008 to Present)

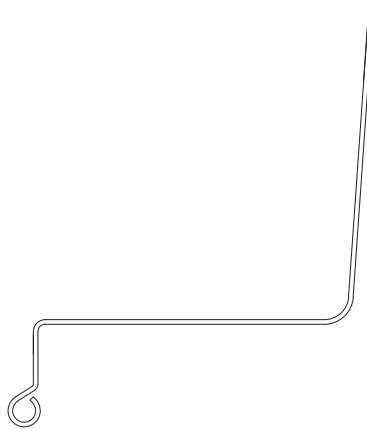
Single Panel, 2-Panel, 3-Panel and 4-Panel

## Joining Components

### Universal Drip Cap - Continuous

**Note:**

Use on side-by-side or vertical joins mulled at the factory or distributor. Consists of 24 gauge aluminum material.



	72"			120"			151 1/2"	
	Package Quantity			Package Quantity			Package Quantity	
	1	10	40	1	10	40	1	10
White	2222525	2222526	2222527	2222546	2222547	2222548	2222555	2222556
Terratone®	2222528	2222529	NA	2222549	2222550	NA	2222557	2222558
Sandtone	2222530	2222531	NA	2222551	2222552	NA	2222559	2222560
Forest Green	2222532	2222533	NA	2222553	2222554	NA	2222561	2222562
Canvas	9003116	9003117	NA	9003126	9003127	NA	9003130	9003131
Prairie Grass	9003565	9003566	NA	9003573	9003574	NA	9003581	9003582
Cocoa Bean	9003118	9003119	NA	9003128	9003129	NA	9003132	9003133
Dove Gray	9003563	9003564	NA	9003571	9003572	NA	9003579	9003580
Red Rock	9003559	9003560	NA	9003567	9003568	NA	9003575	9003576
Black	9003561	9003562	NA	9003569	9003570	NA	9003577	9003578
Dark Bronze	9020502	9020503	NA	9020504	9020505	NA	9020506	9020507



# A-Series Gliding Doors (2008 to Present)

## Stormwatch® Protection (Coastal Product)

Andersen® products with Stormwatch® protection are designed for use in coastal areas. They feature design pressure upgrades, glass options, and structural enhancements. The parts listed below are exclusive to the Stormwatch® line. Parts shared with standard doors are listed in the standard product pages of this section.

### Panels - Operating

Operating Panel Options																																			
Panel - Operating																																			
		<p><b>Note:</b> Tempered safety glass is standard on patio doors. When replacing gliding door panels it is recommended to also replace the <a href="#">interlock weatherstrip</a>. Replacement panel for standard and custom-sized doors is made to order. Product ID label is located on top edge of operating panel. See <a href="#">Installation Guide 9033252</a>. See <a href="#">Installation Guide 9117015</a>.</p>																																	
	<p><b>Exterior color options:</b></p> <table border="1"> <tr> <td>White</td> <td>Canvas</td> <td>Dove Gray</td> </tr> <tr> <td>Terratone®</td> <td>Prairie Grass</td> <td>Red Rock</td> </tr> <tr> <td>Sandtone</td> <td>Cocoa Bean</td> <td>Black</td> </tr> <tr> <td>Forest Green</td> <td>Dark Bronze</td> <td></td> </tr> </table>			White	Canvas	Dove Gray	Terratone®	Prairie Grass	Red Rock	Sandtone	Cocoa Bean	Black	Forest Green	Dark Bronze																					
White	Canvas	Dove Gray																																	
Terratone®	Prairie Grass	Red Rock																																	
Sandtone	Cocoa Bean	Black																																	
Forest Green	Dark Bronze																																		
<p><b>Interior species/finish/color options:</b></p> <table border="1"> <tr> <td>Pine</td> <td>Maple</td> <td>Oak</td> <td>Mahogany</td> </tr> <tr> <td>Douglas Fir</td> <td>Cherry</td> <td></td> <td></td> </tr> <tr> <td>Unfinished</td> <td>Russet</td> <td>Espresso</td> <td>Clear Coat</td> </tr> <tr> <td>Honey</td> <td>Cinnamon</td> <td>Mocha</td> <td></td> </tr> <tr> <td>White-Painted</td> <td>Birch Bark</td> <td>Primed</td> <td>Sandtone</td> </tr> <tr> <td>Canvas</td> <td>Terratone®</td> <td>Forest Green</td> <td>Dove Gray</td> </tr> <tr> <td>Prairie Grass</td> <td>Cocoa Bean</td> <td>Red Rock</td> <td>Dark Bronze</td> </tr> <tr> <td>Black</td> <td></td> <td></td> <td></td> </tr> </table>				Pine	Maple	Oak	Mahogany	Douglas Fir	Cherry			Unfinished	Russet	Espresso	Clear Coat	Honey	Cinnamon	Mocha		White-Painted	Birch Bark	Primed	Sandtone	Canvas	Terratone®	Forest Green	Dove Gray	Prairie Grass	Cocoa Bean	Red Rock	Dark Bronze	Black			
Pine	Maple	Oak	Mahogany																																
Douglas Fir	Cherry																																		
Unfinished	Russet	Espresso	Clear Coat																																
Honey	Cinnamon	Mocha																																	
White-Painted	Birch Bark	Primed	Sandtone																																
Canvas	Terratone®	Forest Green	Dove Gray																																
Prairie Grass	Cocoa Bean	Red Rock	Dark Bronze																																
Black																																			
<p><b>Glass options: (See Logo Examples):</b></p> <table border="1"> <tr> <td>Low-E4® Impact Resistant</td> <td>Low-E4® HeatLock Impact Resistant</td> <td>Clear Monolithic Impact Resistant</td> </tr> <tr> <td>Low-E4® SmartSun™ Impact Resistant</td> <td>Low-E4® SmartSun™ HeatLock Impact Resistant</td> <td>Gray Monolithic Impact Resistant</td> </tr> <tr> <td>Low-E4® Sun Impact Resistant</td> <td>Low-E4® Sun Heat-Lock Impact Resistant</td> <td>Dual Pane Impact Resistant</td> </tr> </table>				Low-E4® Impact Resistant	Low-E4® HeatLock Impact Resistant	Clear Monolithic Impact Resistant	Low-E4® SmartSun™ Impact Resistant	Low-E4® SmartSun™ HeatLock Impact Resistant	Gray Monolithic Impact Resistant	Low-E4® Sun Impact Resistant	Low-E4® Sun Heat-Lock Impact Resistant	Dual Pane Impact Resistant																							
Low-E4® Impact Resistant	Low-E4® HeatLock Impact Resistant	Clear Monolithic Impact Resistant																																	
Low-E4® SmartSun™ Impact Resistant	Low-E4® SmartSun™ HeatLock Impact Resistant	Gray Monolithic Impact Resistant																																	
Low-E4® Sun Impact Resistant	Low-E4® Sun Heat-Lock Impact Resistant	Dual Pane Impact Resistant																																	
<p>To order, state:</p> <p><b>Product ID (from product label, see <a href="#">Service Guide 9051877</a>)</b> OR</p> <ol style="list-style-type: none"> <li>Unit or frame size (FWGD XXXX or frame W x H dimensions)</li> <li>Description of part (Operating Panel)</li> <li>Handing (Right, Left)</li> <li>Exterior color of panel</li> <li>Interior wood species of panel</li> <li>Interior finish/color of panel</li> <li>Watershed color (Gray or Bronze)</li> <li>Glazing</li> </ol>																																			

## Panels - Operating

### Panel Parts - Operating

#### Stiffener - Operating / Side (Impact Resistant)

**Note:**

Stiffener is available unfinished or factory applied pre-finish stained/painted. Use the Product ID to determine if the unit was AW factory stained/painted. Factory applied stains available: Clear Coat, Cinnamon, Mocha, Honey, Russet, and Espresso. Factory applied paints available: Sandtone, Canvas, Dark Bronze and Black Part numbered stiffeners shown below.

To order, state:

1. Description of part (Operating Side Stiffener)
2. Finish
3. Quantity
4. Product ID (from product label, see [page 10](#))

			<b>Unfinished</b>			
	<b>Unit No.</b>	<b>Length</b>	<b>Pine</b>	<b>Maple</b>	<b>Oak</b>	
	<b>FWGD68</b>	76 <sup>15</sup> / <sub>32</sub>	9021923	9021926	9021929	
	<b>FWGD611</b>	79 <sup>11</sup> / <sub>32</sub>	9021924	9021927	9021930	
	<b>FWGD80</b>	92 <sup>15</sup> / <sub>32</sub>	9021925	9021928	9021931	
			<b>Painted</b>			
	<b>Unit No.</b>	<b>Length</b>	<b>White/Pine</b>	<b>Birch Bark/ Pine</b>	<b>Primed/Pine</b>	<b>Black</b>
	<b>FWGD68</b>	76 <sup>15</sup> / <sub>32</sub>	9103963	9139947	9139952	9185576
	<b>FWGD611</b>	79 <sup>11</sup> / <sub>32</sub>	9103964	9139948	9139953	9185578
	<b>FWGD80</b>	92 <sup>15</sup> / <sub>32</sub>	9103965	9139949	9139954	9185577

#### Screw Package - Stiffener / Interior (Impact Resistant)

**Note:**

Includes fasteners. See [Installation Guide 9013252](#) for additional detail.

<b>Finish</b>	<b>Order No.</b>
White PI	9033247
Light Stain	9033248
Dark Stain	9033249
Unfinished Primed	9033250
Black	9033242

#### Screw Package - Stiffener / Interior (Impact Resistant) / Greater than 8'

**Note:**

Includes fasteners and brackets.

<b>Size</b>	<b>Order No.</b>
100	9132110

# A-Series Gliding Doors (2008 to Present)

Stormwatch® Protection (Coastal Product)

## Panels - Stationary

### Stationary Panel Options

#### Panel - Stationary



#### Note:

Tempered safety glass is standard on patio doors. When replacing gliding door panels it is recommended to also replace the [interlock weatherstrip](#).

Replacement panel for standard and custom-sized doors is made to order. Product ID label is located on top edge of operating panel.

See [Installation Guide 9033252](#). See [Installation Guide 9117015](#).

#### Exterior color options:

White	Canvas	Dove Gray
Terratone®	Prairie Grass	Red Rock
Sandtone	Cocoa Bean	Black
Forest Green	Dark Bronze	

#### Interior species/finish/color options:

Pine	Maple	Oak	Mahogany
Douglas Fir	Cherry		
Unfinished	Russet	Espresso	Clear Coat
Honey	Cinnamon	Mocha	
White-Painted	Birch Bark	Primed	Sandtone
Canvas	Terratone®	Forest Green	Dove Gray
Prairie Grass	Cocoa Bean	Red Rock	Dark Bronze
Black			

#### Glass options:

<b>Low-E4® Impact Resistant</b>	Low-E4® HeatLock Impact Resistant	Clear Monolithic Impact Resistant
<b>Low-E4® SmartSun™ Impact Resistant</b>	Low-E4® SmartSun™ Heat-Lock Impact Resistant	Gray Monolithic Impact Resistant
Low-E4® Sun Impact Resistant	Low-E4® Sun Heat-Lock Impact Resistant	<b>Dual Pane Impact Resistant</b>

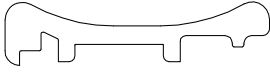
To order, state:

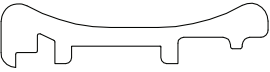
OR

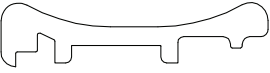
- Unit or frame size (FWGD XXXX or frame W x H dimensions)
- Sill Color of Unit (Gray or Bronze)
- Description of part (Stationary Panel)
- Handing (Right, Left)
- Exterior color of panel
- Interior wood species of panel
- Interior finish/color of panel
- Glazing

## Panels - Stationary


### Panel Parts - Stationary

Stiffener - Stationary / Side (Impact Resistant)						
	Unit No.	Length	White	Terratone®	Sandtone	Forest Green
	FWGD68	76 15/32	9021890	9021892	9021891	9021893
	FWGD611	79 11/32	9021901	9021903	9021902	9021904
	FWGD80	92 15/32	9021912	9021914	9021913	9021915

Stiffener - Stationary / Side (Impact Resistant) (Continued)						
	Unit No.	Length	Canvas	Prairie Grass	Cocoa Bean	Dove Gray
	FWGD68	76 15/32	9021894	9021899	9021897	9021898
	FWGD611	79 11/32	9021905	9021910	9021908	9021909
	FWGD80	92 15/32	9021916	9021921	9021919	9021920

Stiffener - Stationary / Side (Impact Resistant) (Continued)						
	Unit No.	Length	Red Rock	Black	Dark Bronze	
	FWGD68	76 15/32	9021895	9021896	9021900	
	FWGD611	79 11/32	9021906	9021907	9021911	
	FWGD80	92 15/32	9021917	9021918	9021922	

Bracket - Stiffener / Head and Sill (Impact Resistant)		
	Head/Sill	Order No.
	RH Head/LH Sill	9021936
	LH Head/RH Sill	9021935

Screw Package - Stiffener / Exterior (Impact Resistant)			
	Note:	Color	Order No.
	Includes brackets. See <a href="#">Installation Guide 9013252</a> for additional detail.	White	9033236
		Terratone®	9033238
		Sandtone	9033237
		Forest Green	9033239
		Canvas	9033240
		Prairie Grass	9033245
		Cocoa Bean	9033243
		Dove Gray	9033244
		Red Rock	9033241
Black		9033242	
Dark Bronze	9033246		

# A-Series Gliding Doors (2008 to Present)

Stormwatch® Protection (Coastal Product)

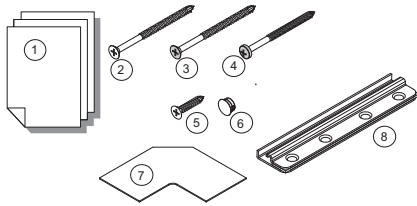
## Hardware

### Screw Packages - Unit / Frame / Panel / Astragal / Stiffener

#### Screw Package - Unit / Assembled / IR or DP Upgrade / 2-Panel

**Note:**

[Installation Guide 9033251](#). Clips must be placed on the sill before installation



**Order No.**

9033220

#### Screw Package - Unit / Unassembled / IR or DP Upgrade / 2-Panel

**Note:**

Reference [Installation Guide 9033251](#) for pack contents.

Color	Order No.
White Exterior, Gray Sill	9033221
White Exterior, Bronze Sill	9033223
Nonwhite Exterior, Gray Sill	9033222
Nonwhite Exterior, Bronze Sill	9033224

#### Screw Package - Unit / Unassembled / IR or DP Upgrade / 3-Panel

**Note:**

Reference [Installation Guide 9033251](#) for pack contents.

Color	Order No.
White Exterior, Gray Sill	9033225
White Exterior, Bronze Sill	9033227
Nonwhite Exterior, Gray Sill	9033226
Nonwhite Exterior, Bronze Sill	9033228

## Hardware

### Screw Package - Unit / Unassembled / IR or DP Upgrade / 4-Panel

**Note:**

Reference [Installation Guide 9033251](#) for pack contents.

	Color	Order No.
	White Exterior, Gray Sill	9033229
	White Exterior, Bronze Sill	9033231
	Nonwhite Exterior, Gray Sill	9033230
	Nonwhite Exterior, Bronze Sill	9033232

### Screw Package - Frame / Unassembled / Standard or IR or DP Upgrade

**Note:**

Reference Installation Guide for pack contents. Used for two, three and four panel frames.

	Gray Sill	Bronze Sill
	9021949	9021950

### Screw Package - Panel / Unassembled / Standard or IR or DP Upgrade / 2-Panel

**Note:**

Reference Installation Guide for pack contents.

	Color	Order No.
	White Exterior, Gray Sill	9021937
	White Exterior, Bronze Sill	9021939
	Nonwhite Exterior, Gray Sill	9021938
	Nonwhite Exterior, Bronze Sill	9021940

### Screw Package - Panel / Unassembled / Standard or IR or DP Upgrade / 3-Panel

**Note:**

Reference Installation Guide for pack contents.

	Color	Order No.
	White Exterior, Gray Sill	9021941
	White Exterior, Bronze Sill	9021943
	Nonwhite Exterior, Gray Sill	9021942
	Nonwhite Exterior, Bronze Sill	9021944



# A-Series Gliding Doors (2008 to Present)

Stormwatch® Protection (Coastal Product)

## Hardware

### Screw Package - Panel / Unassembled / Standard or IR or DP Upgrade / 4-Panel

**Note:**

Reference Installation Guide for pack contents.

	Color	Order No.
	White Exterior, Gray Sill	9021945
	White Exterior, Bronze Sill	9021947
	Nonwhite Exterior, Gray Sill	9021946
	Nonwhite Exterior, Bronze Sill	9021948

### Screw Package - Installation / Unassembled / IR and DP Upgrade

**Note:**

Reference [Installation Guide 9033251](#) for pack contents.

	2-Panel	3-Panel	4-Panel
	9033233	9033234	9033235

### Screw Package - Stiffener / Exterior (Impact Resistant)

**Note:**

Includes brackets.

	Color	Order No.
	White	9033236
	Terratone®	9033238
	Sandtone	9033237
	Forest Green	9033239
	Canvas	9033240
	Prairie Grass	9033245
	Cocoa Bean	9033243
	Dove Gray	9033244
	Red Rock	9033241
	Black	9033242
	Dark Bronze	9033246

## Frames

### Fasteners

#### Screw Package - Unassembled Units - IR and DP Upgrade

**Note:**

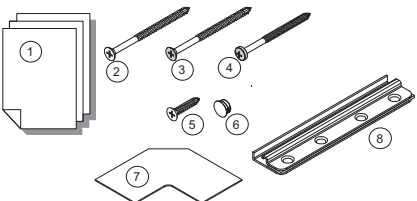
Reference [Installation Guide 9033251](#) for pack contents.

	Color	2-Panel	3-Panel	4-Panel
	White Exterior, Gray Sill	9033221	9033225	9033229
	White Exterior, Bronze Sill	9033223	9033227	9033231
	Nonwhite Exterior, Gray Sill	9033222	9033226	9033230
	Nonwhite Exterior, Bronze Sill	9033224	9033228	9033232

#### Screw Package - Unit / Assembled / IR or DP Upgrade / 2-Panel

**Note:**

[Installation Guide 9033251](#). Clips must be placed on the sill before installation.

	<b>Order No.</b>
	9033220

# A-Series Gliding Doors (2008 to Present)

## Service Replacement

### Service Replacement Only Parts

#### Service Replacement Only Parts

**Note:**

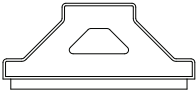
This section is specifically designed for parts that should only be ordered if a Territory Service Manager/Service Provider Company has requested them to be ordered or if the customer agrees to also pay for a non-warranty repair/replace service job (subject to availability) for these parts to be installed. We do not recommend anyone other than a trained AW employee or Service Provider install these parts due to the complexity of installation, modifications required for installation and/or requirement of special tools.

#### Exterior / Interior Grilles - Permanently Applied / Taped

##### Exterior Grilles - Taped / Chamfer A

**Note:**


Permanently applied grilles can only be ordered by Andersen Territory Service Representatives, Andersen Service Dealers and Providers. Contact your local [Andersen Service Provider](#). ✂

	Color	96"				144"			
		3/4"	7/8"	1 1/8"	2 1/4"	3/4"	7/8"	1 1/8"	2 1/4"
	White	1284329	1284330	1284331	1284332	9033549	9033550	9033551	9033552
	Terratone®	9011971	9011972	9011973	9011974	9033557	9033558	9033559	9033560
	Sandtone	1284325	1284326	1284327	1284328	9033545	9033546	9033547	9033548
	Forest Green	9011967	9011968	9011969	9011970	9033553	9033554	9033555	9033556
	Canvas	1284357	1284358	1284359	1284360	9122001	9122002	9122003	9122004
	Prairie Grass	9011991	9011992	9011993	9011994				
	Cocoa Bean	9011987	9011988	9011989	9011990				
	Dove Gray	9011983	9011984	9011985	9011986				
	Red Rock	9011975	9011976	9011977	9011978				
	Black	9011979	9011980	9011981	9011982				
	Dark Bronze	9020289	9020290	9020291	9020292	9122005	9122006	9122007	9122008

##### Exterior Grilles - Taped / Contemporary

**Note:**

Permanently applied grilles can only be ordered by Andersen Territory Service Representatives, Andersen Service Dealers and Providers. Contact your local [Andersen Service Provider](#). ✂

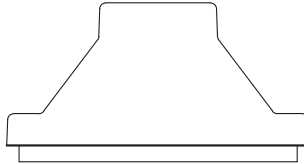
	Color	96"				144"			
		5/8"	3/4"	2 1/4"	3 1/2"	5/8"	3/4"	2 1/4"	3 1/2"
	White	9192846	9189462	9189463	9189407	9192877	9189480	9189481	9192878
	Terratone®	9192852	9192853	9192854	9192855	9192885	9192886	9192887	9192888
	Sandtone	9192845	9189460	9189461	9189406	9192875	9189478	9189479	9192876
	Forest Green	9192848	9192849	9192850	9192851	9192881	9192882	9192883	9192884
	Canvas	9192847	9189468	9189469	9189410	9192879	9189492	9189493	9192880
	Prairie Grass	9192873	9189476	9189477	9189452	9192907	9189506	9189507	9192908
	Cocoa Bean	9192869	9192870	9192871	9192872	9192903	9192904	9192905	9192906
	Dove Gray	9192868	9189474	9189475	9189453	9192901	9189504	9189505	9192902
	Red Rock	9192864	9192865	9192866	9192867	9192897	9192898	9192899	9192900
	Black	9192860	9192861	9192862	9192863	9192893	9192894	9192895	9192896
	Dark Bronze	9192856	9192857	9192858	9192859	9192889	9192890	9192891	9192892




## Service Replacement Only Parts

### Interior Grilles - Taped / Chamfer A

**Note:**

Permanently applied grilles can only be ordered by Andersen Territory Service Representatives, Andersen Service Dealers and Providers. Contact your local [Andersen Service Provider](#). ❌



	Length	Pine			
		3/4"	7/8"	1 1/8"	2 1/4"
 <p>PINE</p>	22"	2321131	2321136	2321141	2321146
	34"	2321132	2321137	2321142	2321147
	44"	2321133	2321138	2321143	2321148
	60"	2321134	2321139	2321144	2321149
	84"	2321135	2321140	2321145	2321150
	Length	Oak			
		3/4"	7/8"	1 1/8"	2 1/4"
 <p>OAK</p>	22"	2321111	2321116	2321121	2321126
	34"	2321112	2321117	2321122	2321127
	44"	2321113	2321118	2321123	2321128
	60"	2321114	2321119	2321124	2321129
	84"	2321115	2321120	2321125	2321130
	Length	Maple			
		3/4"	7/8"	1 1/8"	2 1/4"
 <p>MAPLE</p>	22"	2321010	2321015	2321020	2321025
	34"	2321011	2321016	2321021	2321026
	44"	2321012	2321017	2321022	2321027
	60"	2321013	2321018	2321023	2321028
	84"	2321014	2321019	2321024	2321029

# A-Series Gliding Doors (2008 to Present)


Service Replacement




## Service Replacement Only Parts

### Interior Grilles - Taped / Contemporary

**Note:**

Permanently applied grilles can only be ordered by Andersen Territory Service Representatives, Andersen Service Dealers and Providers. Contact your local [Andersen Service Provider](#). ✕



	Length	Quantity	Pine			
			5/8"	3/4"	2 1/4"	3 1/2"
 <p>PINE</p>	84"	12	9199226	9199227	9199228	9199229
	Length	Quantity	Oak			
			5/8"	3/4"	2 1/4"	3 1/2"
 <p>OAK</p>	84"	12	9199222	9199223	9199224	9199225
	Length	Quantity	Maple			
			5/8"	3/4"	2 1/4"	3 1/2"
 <p>MAPLE</p>	84"	12	9199218	9199219	9199220	9199221

## Service Replacement Only Parts

### Channel - Sill Drop Nose Kit (Impact Resistant)

#### Sill Drop Nose Channel with Screws

**Note:**

Sits horizontally on exterior edge of sill. Sizes over 96 inches will ship with two drop nose channels.

	Unit No.	Number of Hole	Length	Gray	Bronze
	FWGD29	3	30 1/2	9017861	9017893
	FWGD33	4	36 1/2	9017862	9017894
	FWGD39	4	42 1/2	9017863	9017895
	FWGD43	4	48 1/2	9017864	9017896
	FWGD50	5	57 7/16	9017879	9017911
	FWGD60	5	69 1/16	9017881	9017913
	FWGD70	6	81 1/16	9017865	9017897
	FWGD80	6	93 1/16	9017867	9017899
	FWGD910 - 2 Piece	5	57 3/16	9017869	9017901
	FWGD1110 - 2 Piece	5	69 3/16	9017871	9017903
	FWGD1510 - 2 Piece	6	93 3/16	9017872	9017904

#### End Cap / Sill Drop Nose

	<b>Gray</b>		<b>Black</b>	
	<b>Left</b>	<b>Right</b>	<b>Left</b>	<b>Right</b>
	9017989	9017990	9017991	9017992

#### Screw Package / Sill Drop Nose

<p><b>Note:</b> Sidelight and 2 panel doors use: FWD11 2-Weep Hole Covers, 1- LH and 1-RH End Cap and 7-#8-15 x 1-1/4" 302 SS PH PN Screw</p> <p>3 and 4 panel doors use: FWD17 4-Weep Hole Covers, 2- LH and 2-RH End Cap and 13-#8-15 x 1-1/4" 302 SS PH PN Screw</p>	<b>Gray</b>		<b>Bronze</b>	
	<b>FWD11</b>	<b>FWD17</b>	<b>FWD11</b>	<b>FWD17</b>
	9019761	9019763	9019762	9019764

## **A-Series Gliding Doors (2008 to Present)**

---

*Service Replacement*

### **Service Replacement Only Parts**

---

## Service Replacement Only Parts

---