

What's in This Section

2-Panel, 3-Panel and Sidelights	Page 5
Parts Illustration	5
Parts Illustration - Interior	5
Parts Illustration - Exterior	6
Parts Illustration - 2-Panel	7
Parts Illustration - 3-Panel	8
Unit Sizes	9
Standard and Custom Door Sizes	9
200 Series Product Label	9
Unit Size Chart	10
Product History	11
Product History	11
Panels - Operating	12
Operating Panel Graphic - 2-Panel	12
Operating Panel Graphic - 3-Panel	13
Size Table - Operating Panels	14
Operating Panels (<i>June 2000 - present</i>)	15
Operating Panel / Low-E Tempered Blinds Between Glass w/Tube	15
Operating Panel / Low-E Tempered	16
Operating Panel / Low-E Smart Sun™ Tempered	16
Operating Panel / Low-E Sun Tempered	17
Operating Panel / High Performance™ Sun II Tempered	17
Operating Panel / Low-E Tempered Finelight™	18
Operating Panel / Triple-Pane	18
Operating Panel / Dual Pane Tempered	18
Operating Panel / Dual Pane Tempered Finelight™	19
Operating Panels (<i>1982 - June 2000</i>)	20
Operating Panel / Low-E Tempered	20
Operating Panel / Low-E Sun Tempered	20
Operating Panel / High Performance™ Sun II Tempered	20
Operating Panel / Low-E Tempered Finelight™	21
Operating Panel / Dual Pane Tempered	21
Operating Panel / Dual Pane Tempered Finelight™	21
Panel Parts - Operating	22
Filler with Screws - Operating / Bottom Rail Weatherstrip	23
Cartons	23
Panels - Stationary	24
Stationary Panel Graphic - 2-Panel	24

Stationary Panel Graphic - 3-Panel	25
Stationary Panel Graphic - 3-Panel / Left Hand	26
Size Table - Stationary Panels	27
Stationary Panels (<i>June 2000 - present</i>)	28
Stationary Panel / Low-E Tempered Blinds Between Glass w/Tube	29
Stationary Panel / Low-E Tempered	30
Stationary Panel / Low-E Smart Sun™ Tempered	30
Stationary Panel / Low-E Sun Tempered	31
Stationary Panel / High Performance Sun II Tempered	31
Stationary Panel / Low-E Tempered Finelight™	31
Stationary Panel / Triple-Pane	31
Stationary Panel / Dual Pane Tempered	32
Stationary Panel / Dual Pane Tempered Finelight™	32
Stationary Panels (<i>1982 - June 2000</i>)	33
Stationary Panel / Low-E Tempered	33
Stationary Panel / Low-E Sun Tempered	33
Stationary Panel / High Performance™ Sun II Tempered	33
Stationary Panel / Low-E Tempered Finelight™	34
Stationary Panel / Dual Pane Tempered	34
Stationary Panel / Dual Pane Tempered Finelight™	34
Panel Parts - Stationary	35
Cartons	36
Shared Panel Parts	37
Interlock Replacement Reference - Dual Pane Glass and High Performance Glass	37
Glazing Beads	38
Interlock Weatherstrip (<i>June 2000 - present</i>)	41
Vintage Interlock Weatherstrip - Operating (<i>1982 - June 2000</i>)	42
Vintage Interlock Weatherstrip - Stationary (<i>1982 - June 2000</i>)	43
Blinds Between the Glass Components	43
Insect Screens	44
Insect Screen Graphic - 2-Panel (<i>1991 to Present</i>)	44
Insect Screen Graphic - 2-Panel (<i>1982 to 1991</i>)	45
Insect Screen Graphic - 3-Panel (<i>1991 to 1998</i>)	46
Insect Screen Graphic - 3-Panel (<i>1982 to 1991</i>)	47
Gliding Insect Screens - Universal	48
Gliding Insect Screen Hardware	49
Vintage Gliding Insect Screen Hardware	51
Rescreening Kit - Insect Screen	52
Retractable Insect Screens (<i>April 2024 - Present</i>)	53
Vintage Retractable Insect Screens (<i>June 2007 - April 2024</i>)	54
Vintage Retractable Insect Screen Parts (<i>June 2007 - April 2024</i>)	55
Vintage Retractable Insect Screens (<i>August 2003 - May 2007</i>)	62
Vintage Retractable Insect Screen Parts (<i>August 2003 - May 2007</i>)	62
Grilles	65

Interior Grilles	65
Interior Grille Parts	66
Hardware	67
Hardware - Tribeca®	67
Hardware - Anvers®	70
Hardware - Newbury®	73
Hardware - Covington™	76
Hardware - Whitmore®	79
Hardware - Encino®	82
Hardware - Yuma®	85
Hardware - Albany	88
Shared Trim Set Parts	91
Lock Parts - Current	93
Lock Parts - Vintage	96
Vintage Trim Set Parts	97
Hardware 3- Panel / Vintage	99
Installation Screw Package / Knocked Down Frame	100
Installation Screw Package / Factory Assembled	102
Fasteners	103
Frames	105
Frame Graphic - 2-Panel	105
Frame Graphic - 3-Panel	106
Frame Graphic - Sidelight	107
Frame Only	108
Jambs	109
Stops	110
Stops with Screw - Head Parting / Predrilled	110
Head Flashing	112
Installation Flanges	113
Insect Screen Guide	114
Weatherstrip	115
Sills	116
Vinyl Sill Insert - Stationary	117
Bracket - 4 Panel	118
Frame Parts and Hardware	118
Sill Ramp Parts	120
Extension Jambs Kits - Head	121
Extension Jambs Kits - Side	122
Fastener Covers	124
Installation Kit	124
Joining Components	125
Fiberglass Joining Exploded View	125
Fiberglass Joining Kits	126
Fiberglass Joining Hardware Kits	128

Fiberglass Joining Kit Components	129
Narrow Mull Joining Kit	133
Support Mull Joining Kit	134
Vintage LVL Joining Kit Components	135
Universal Drip Cap - Continuous	136

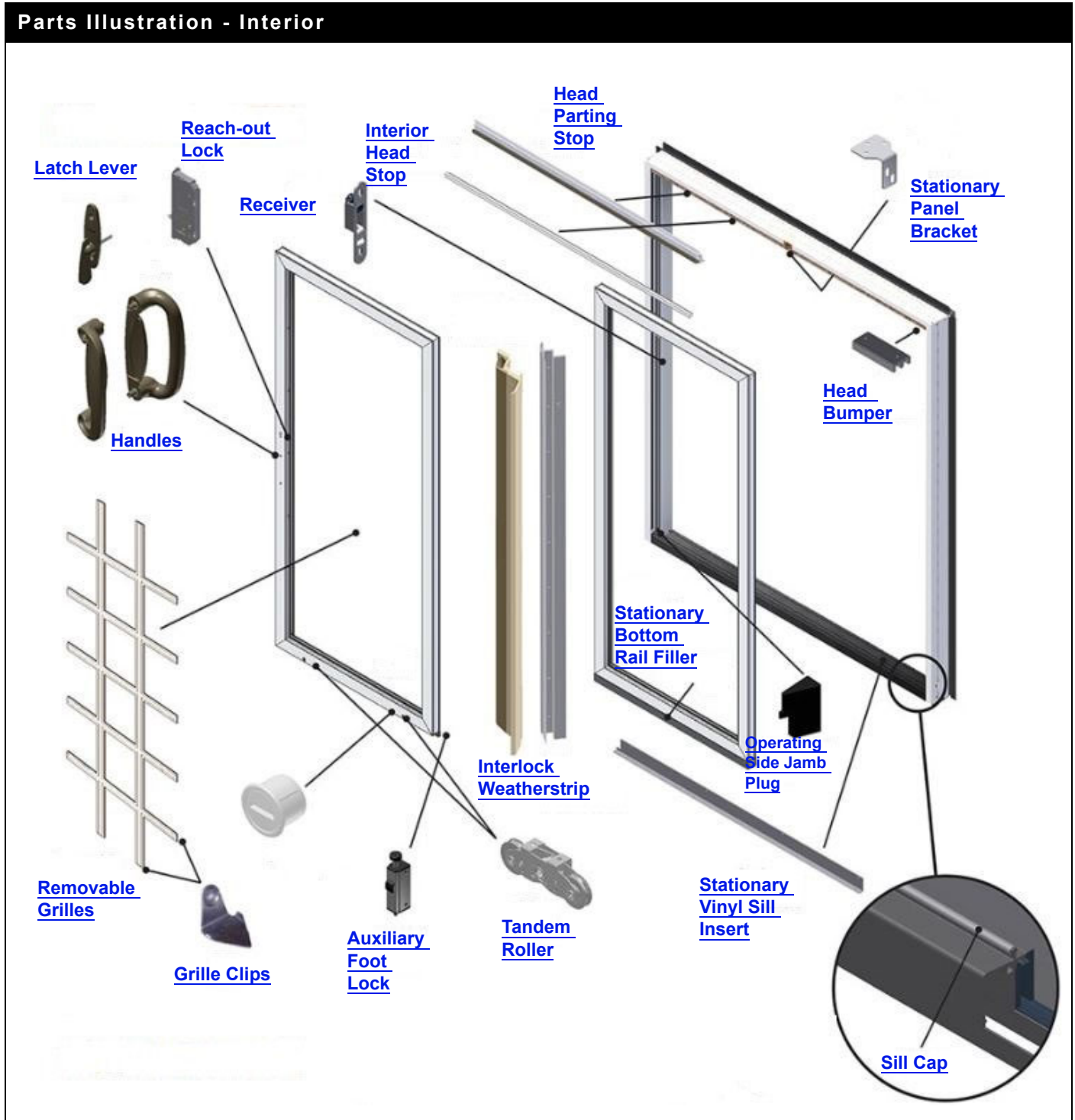
Service Replacement **Page 137**

Service Replacement Only Parts	137
Service Replacement Only Parts	137
Grilles - Divided Light	137
Blinds Between the Glass Components	137

200 Series Perma-Shield® Gliding Doors (1982 to Present)

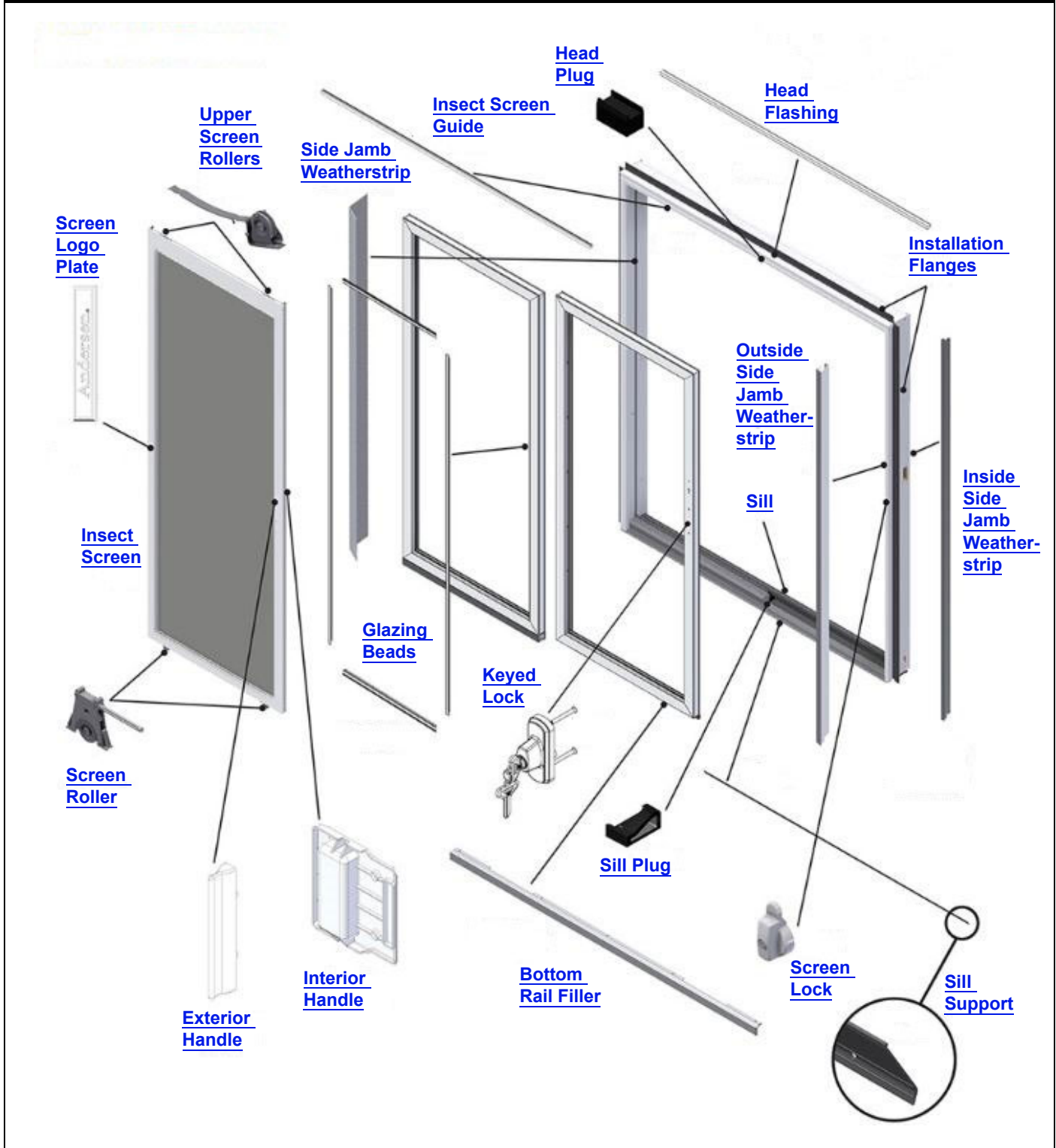
2-Panel, 3-Panel and Sidelights

Parts Illustration



Parts Illustration

Parts Illustration - Exterior

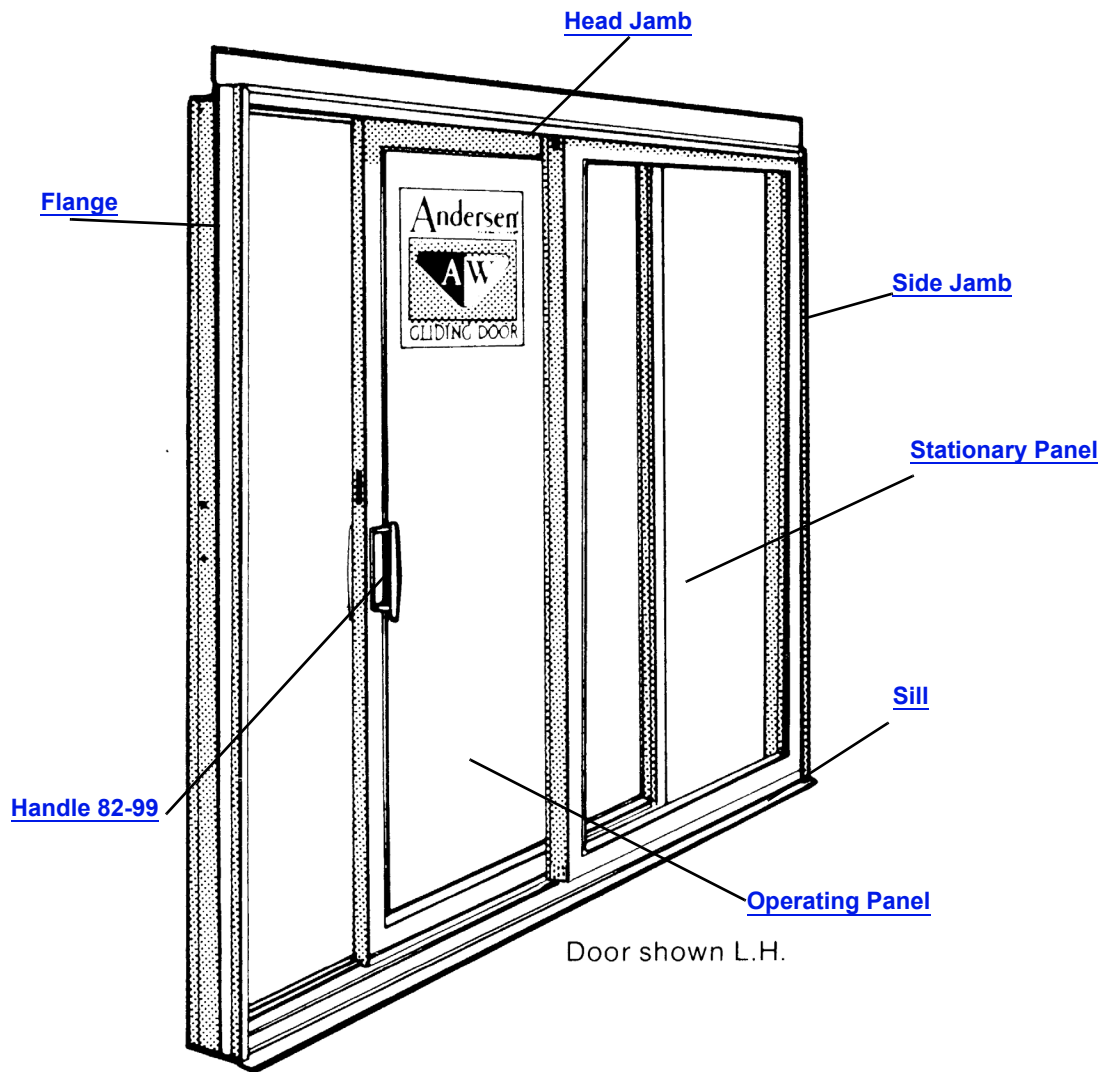


200 Series Perma-Shield® Gliding Doors (1982 to Present)

2-Panel, 3-Panel and Sidelights

Parts Illustration

Parts Illustration - 2-Panel (1982 to Present)



Manufactured 1982 to Present

Perma-Shield® Gliding Door (1982 to Present) Unit Parts - 2-Panel

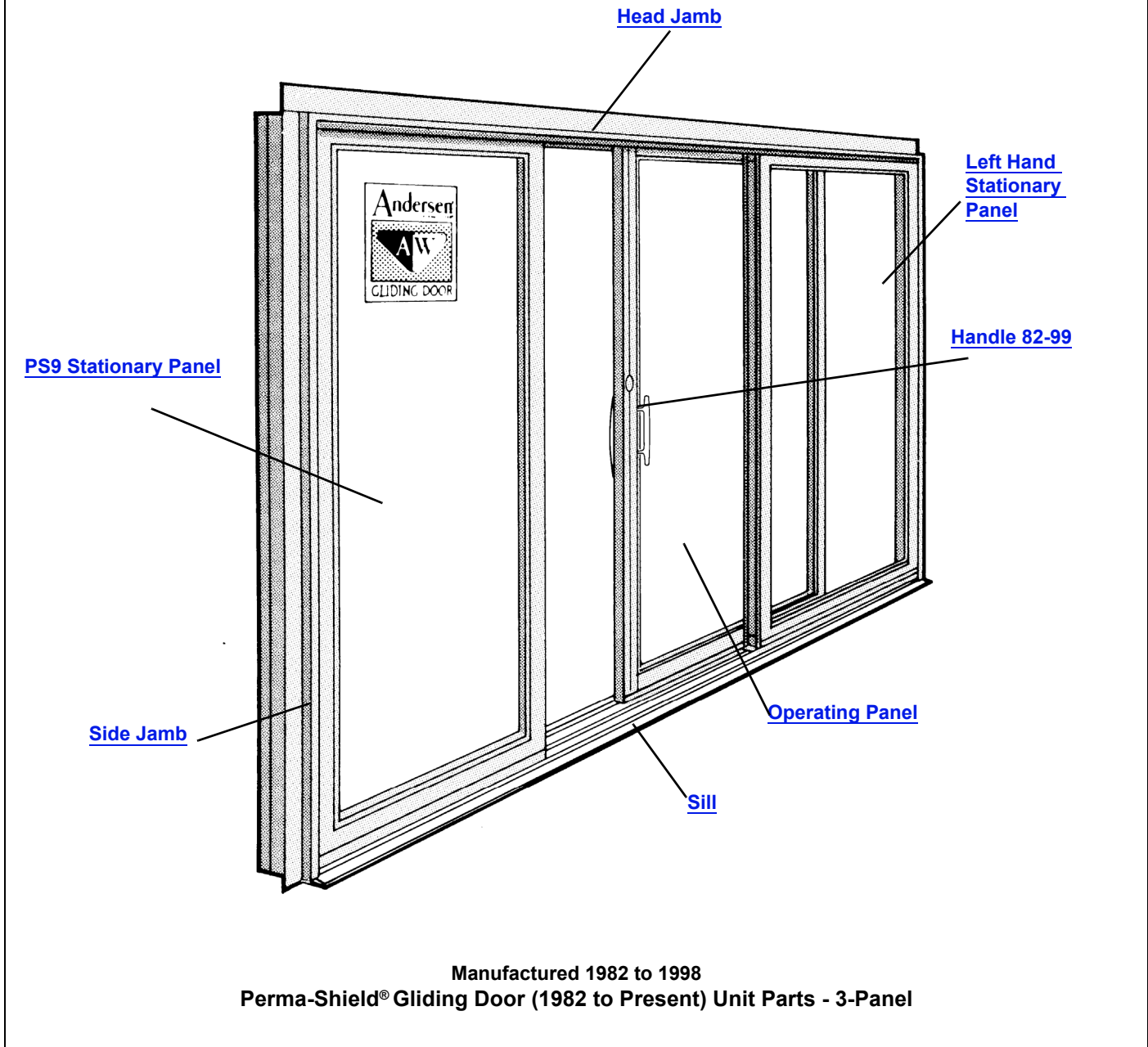
Unit viewed from exterior.

Parts Illustration

Parts Illustration - 3-Panel (1982 to 1998)

Note:

3-panel doors were discontinued in 1998.



Unit viewed from exterior.

200 Series Perma-Shield® Gliding Doors (1982 to Present)

2-Panel, 3-Panel and Sidelights

Unit Sizes

Standard and Custom Door Sizes

Note:

200 Series Perma-Shield® Gliding Doors are available in standard sizes (see standard size charts, [page 10](#)). Replacement parts for some standard doors can be ordered using the numbers listed in this catalog. Many replacement parts for standard doors are made to order. These items are ordered using the Product ID found on the identification label and a description of the part needed. See [Service Guide 9051877](#).

200 Series Perma-Shield® Gliding Doors are also available in custom sizes in 1/8" increments between the smallest and the largest standard sizes. Most replacement parts for custom-sized doors are made to order and can be ordered with the Product ID found on the identification label and a description of the part needed. See [Service Guide 9051877](#).

200 Series Product Label

Note:

Every 200 Series Perma-Shield® Gliding Door will have an identification label or glass etching containing a unique Product ID. The Product ID on 200 Series Perma-Shield® Gliding Doors will be located at the top of the door frame or operating panel. See [Service Guide 9051877](#). The Product ID may be up to 14 digits long (excluding hyphens), depending on the age of the unit. Replacement parts will also get their own unique Product ID. When ordering replacement parts, providing the Product ID ensures that replacement parts match the specifications.

Unit Sizes


Unit Size Chart

Note:

Unit Dimension refers to overall outside-to-outside frame. Unobstructed Glass refers to visible glass dimensions. Numbers in parentheses are metric measurements.

See unit [Product Details](#).

See [Measuring Visible Glass Video](#).



Unit viewed from exterior.

200 Series Perma-Shield® Gliding Doors (1982 to Present)

2-Panel, 3-Panel and Sidelights

Product History

Product History

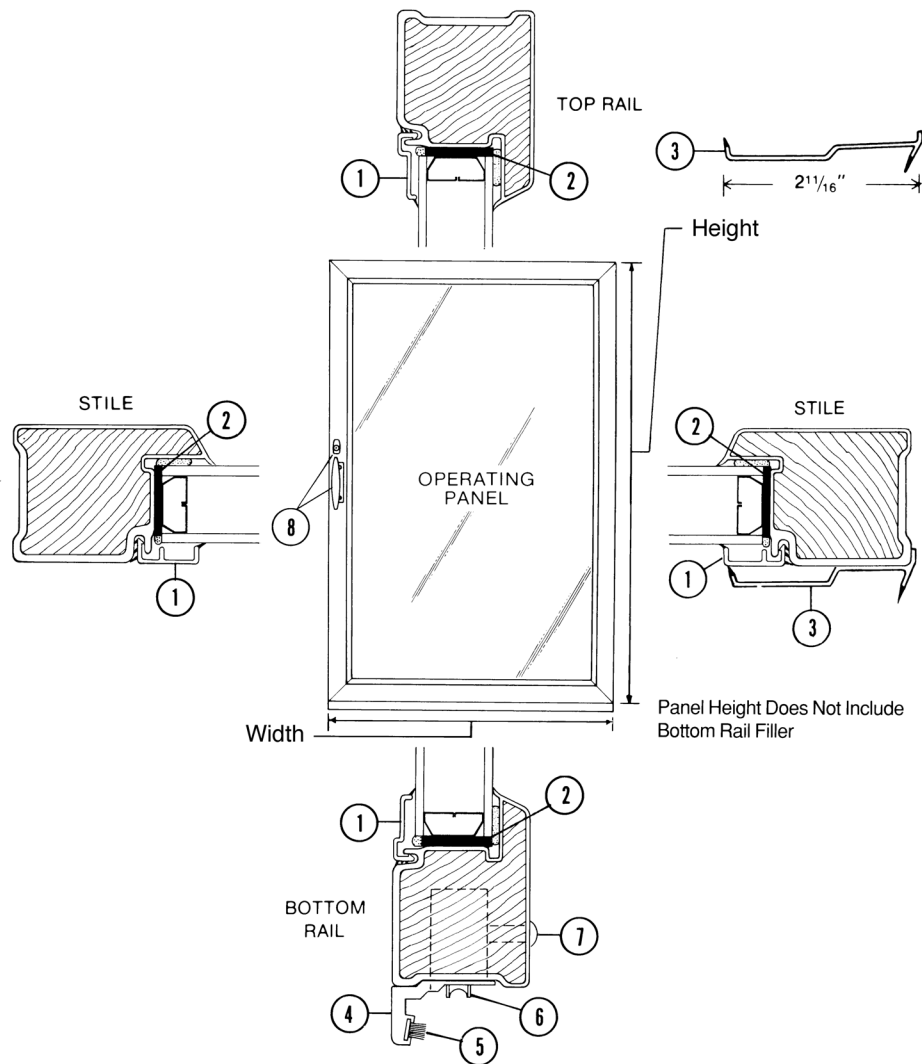
- 2021** Vintage panels (1982-2000) and vintage weatherstrip (1982-2000) discontinued.
- 2009** Albany hardware in finishes of White, Stone, Gold Dust, and Black introduced.
- 2007** Custom sizes introduced in Product Guide for Professionals. See [Standard and Custom Door Sizes](#).
- 2004** Hardware finishes of Distressed Bronze and Distressed Nickel introduced.
- 2004** Hardware collections with seven hardware styles introduced
- 1998** Discontinued 3-panel Perma-Shield Gliding Door.
- 1991** Sandtone color introduced.
- 1982** Perma-Shield Gliding Door introduced.

Panels - Operating

Operating Panel Graphic - 2-Panel (1982 to Present)

Note:

See latest panel [Product Details](#).



1. [Vinyl Glazing Bead](#)
2. [Glass Spacer](#)
3. [Meeting Stile Weatherstrip, Operating Panel](#)
4. [Bottom Rail Filler, Operating Panel](#)
5. [Bottom Rail Weatherstrip](#)
6. [Tandem Rollers](#)
7. [Adjusting Hole Plug](#)
8. [Hardware](#)

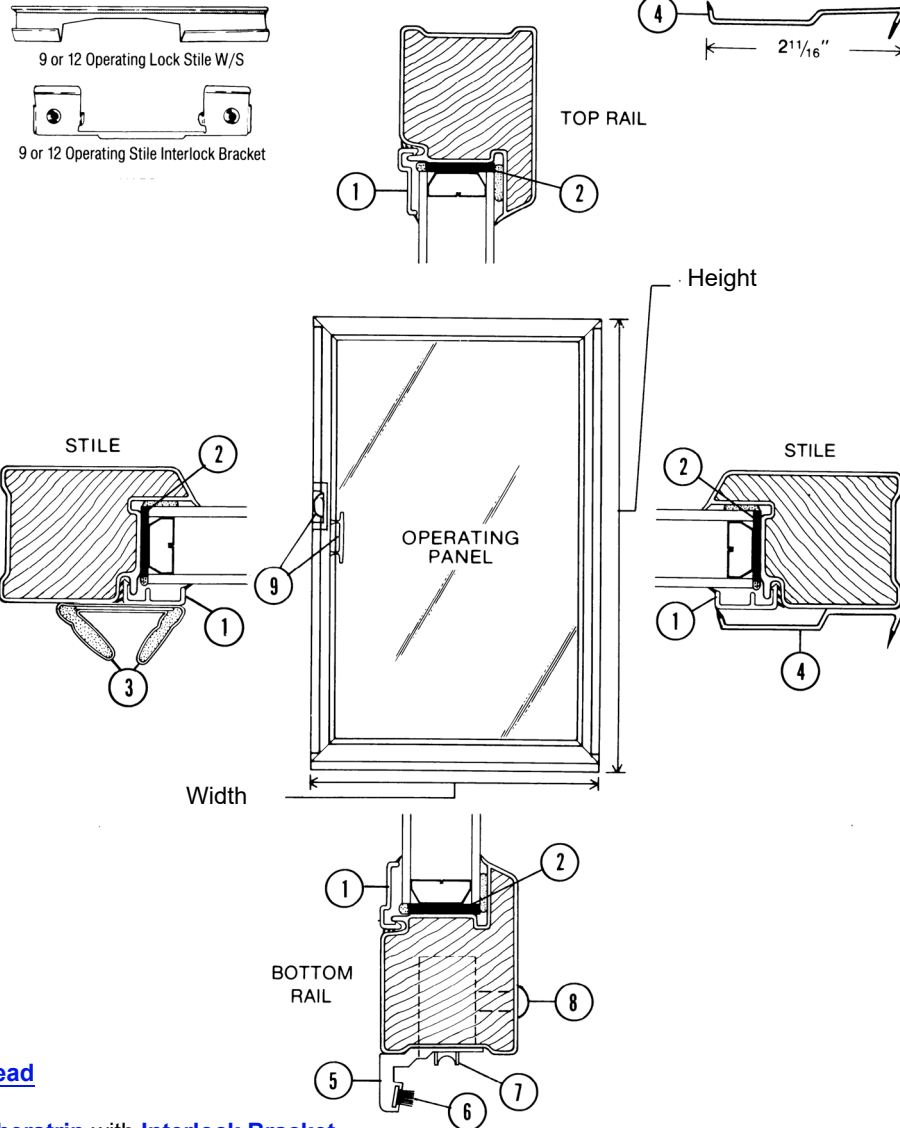
Perma-Shield® Gliding Door (1982 to Present) Operating Panel - 2-Panel

200 Series Perma-Shield® Gliding Doors (1982 to Present)

2-Panel, 3-Panel and Sidelights

Panels - Operating

Operating Panel Graphic - 3-Panel (1982 to 1993)



1. [Vinyl Glazing Bead](#)
2. [Glass Spacer](#)
3. [Lock Stile Weatherstrip with Interlock Bracket](#)
4. [Meeting Stile Weatherstrip, Operating Panel](#)
5. [Bottom Rail Filler, Operating Panel](#)
6. [Bottom Rail Weatherstrip](#)
7. [Tandem Rollers](#)
8. [Adjusting Hole Plug](#)
9. [Hardware](#)

Perma-Shield® Gliding Door (1982 to Present) Operating Panel - 3-Panel

Panels - Operating

Size Table - Operating Panels

Note:

Operating Panel is measured outside edge to outside edge of frame (with or without bottom rail filler applied).

Unobstructed Glass is dimension from outside edge to outside edge of visible glass only.

Actual Glass is dimension of outside edge to outside edge of glass, including glass that is not visible.

Unit No.	Operating Panel (w x h)		Unobstructed Glass (w x h)	Actual Glass (w x h)
	With Bottom Rail Filler	Without Bottom Rail Filler		
PS 5	30 × 77 ¹ / ₁₆	30 × 76 ⁷ / ₃₂	24 ³ / ₄ × 71	25 ⁷ / ₈ × 72
PS 510	35 ⁵ / ₈ × 77 ¹ / ₁₆	35 ⁵ / ₈ × 76 ⁷ / ₃₂	30 ³ / ₈ × 71	31 ¹ / ₂ × 72
PS 6	36 ³ / ₈ × 79 ¹⁵ / ₁₆	36 ³ / ₈ × 79 ³ / ₃₂	31 ¹ / ₈ × 73 ⁷ / ₈	32 ¹ / ₄ × 74 ⁷ / ₈
PS 8	48 ³ / ₈ × 79 ¹⁵ / ₁₆	48 ³ / ₈ × 79 ³ / ₃₂	43 ¹ / ₈ × 73 ⁷ / ₈	44 ¹ / ₄ × 74 ⁷ / ₈
PS 9	36 ³ / ₈ × 79 ¹⁵ / ₁₆	36 ³ / ₈ × 79 ³ / ₃₂	31 ¹ / ₈ × 73 ⁷ / ₈	32 ¹ / ₄ × 74 ⁷ / ₈
PS 12	48 ³ / ₈ × 79 ¹⁵ / ₁₆	48 ³ / ₈ × 79 ³ / ₃₂	43 ¹ / ₈ × 73 ⁷ / ₈	44 ¹ / ₄ × 74 ⁷ / ₈
PS3080	36 ³ / ₈ × 93 ¹ / ₁₆	36 ³ / ₈ × 92 ⁷ / ₃₂	31 ¹ / ₈ × 87	32 ¹ / ₄ × 88
PS4080	48 ³ / ₈ × 93 ¹ / ₁₆	48 ³ / ₈ × 92 ⁷ / ₃₂	43 ¹ / ₈ × 87	44 ¹ / ₄ × 88

200 Series Perma-Shield® Gliding Doors (1982 to Present)

2-Panel, 3-Panel and Sidelights

Panels - Operating

Operating Panels (June 2000 - present)

Note:

Panels are handed as unit is handed. A right-handed unit uses a right-handed operating panel and a right-handed stationary panel. Bottom rail filler and rollers ship with panel. Interlock weatherstrip NOT included. Use for replacement of previous vintage panels (2-Panel only). When replacing gliding door panels it is recommended to also replace the [interlock weatherstrip](#) (current interlock w/s). Tempered glass is standard in patio doors. See iQ+ for additional glazing types available by description/configured. Operating panels for custom sized doors are made to order. Product ID label is located on top edge of operating panel.

To order, state:


1. Description of part (Operating Panel)
2. Handing (RH or LH)
3. Quantity
4. Product ID (from product label, see [Service Guide 9051877](#))
5. Options Desired (if different than original product)

Operating Panel / Low-E Tempered Blinds Between Glass w/Tube

Operating Panel / Low-E Tempered Blinds Between Glass w/Tube (October 2015 to Present)

Note:

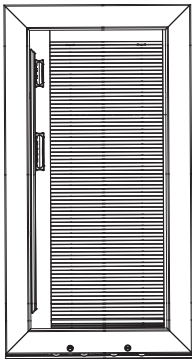
LH operating shown.

		Unit No.	White	
			Left	Right
		PS5	9159497	9159499
		PS510	9139593	9139594
		PS6	9139599	9139601

Operating Panel / Low-E Tempered Blinds Between Glass w/Tube DP Upgrade (October 2015 to Present)

Note:

LH operating shown.

		Unit No.	White	
			Left	Right
		PS5	9159501	9159502
		PS510	9139597	9139598
		PS6	9139603	9139604

Panels - Operating

Operating Panel / Low-E Tempered

Operating Panel / Low-E Tempered (6/2000 to Present)

Note:

*OOS - Original Order Source.

Low-E



Unit No.	White		Terratone		Sandtone		Dark Bronze		Black	
	Left	Right	Left	Right	Left	Right	Left	Right	Left	Right
PS5	1993091	1993093	2686009	2686011	0981009	0981011	*See OOS	*See OOS	*See OOS	*See OOS
PS510	1993112	1993113	2686043	2686044	0981013	0981015	*See OOS	*See OOS	9211642	9211643
PS6	1993095	1993097	2686023	2686025	0981017	0981019	*See OOS	*See OOS	9211628	92116289
PS8	1993099	1993102	2686031	2686033	0981021	0981023	*See OOS	*See OOS	*See OOS	*See OOS
PS3080	1997438	1997436	2603639	2603641	0901209	0901211	*See OOS	*See OOS	*See OOS	*See OOS
PS4080	1997522	1997520	2603643	2603645	0901309	0901311	*See OOS	*See OOS	*See OOS	*See OOS

Operating Panel / Low-E Smart Sun™ Tempered

Operating Panel / Low-E Smart Sun™ Tempered (6/2000 to Present)

Low-E SmartSun™



Unit No.	White		Terratone		Sandtone	
	Left	Right	Left	Right	Left	Right
PS5	9021432	9021434	9021490	9021492	9021416	9021418
PS510	9021446	9021447	9021504	9021505	9021420	9021422
PS6	9021436	9021438	9021496	9021498	9021424	9021426
PS8	9021440	9021442	9021500	9021502	9021428	9021430
PS3080	OBD	OBD	OBD	OBD	OBD	OBD
PS4080	OBD	OBD	OBD	OBD	OBD	OBD

200 Series Perma-Shield® Gliding Doors (1982 to Present)

2-Panel, 3-Panel and Sidelights

Panels - Operating

Operating Panel / Low-E Sun Tempered

Operating Panel / Low-E Sun Tempered *(6/2000 to Present)*

Low-E Sun3



Unit No.	White		Terratone		Sandtone	
	Left	Right	Left	Right	Left	Right
PS5	1993059	1993061	2686045	2686047	0981046	0981048
PS510	1993114	1993116	2686049	2686051	0981050	0981052
PS6	1993063	1993065	2686053	2686055	0981054	0981056
PS8	1993067	1993069	2686057	2686059	0981058	0981060
PS3080	1936140	1936138	2613419	2613421	0902209	0902211
PS4080	1936240	1936238	2613519	2613521	0902309	0902311

Operating Panel / High Performance™ Sun II Tempered

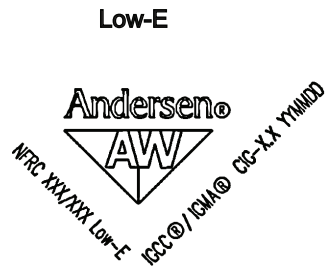
Operating Panel / High Performance™ Sun II Tempered *(6/2000 to Present)*

Note:
Available OBD.

Panels - Operating

Operating Panel / Low-E Tempered Finelight™

Operating Panel / Low-E Tempered Finelight™ (6/2000 to Present)



Unit No.	White		Terratone		Sandtone	
	Left	Right	Left	Right	Left	Right
PS5	1993079	1993081	2686013	2686015	0981029	0981031
PS510	1993108	1993110	2686019	2686021	0981034	0981036
PS6	1993083	1993085	2686027	2686029	0981038	0981040
PS8	1993087	1993089	2686035	2686037	0981042	0981044
PS3080	1990464	1990462	2603757	2603759	0901533	0901535
PS4080	1990468	1990466	2603761	2603763	0901537	0901539


Operating Panel / Triple-Pane

Operating Panel / Triple-Pane (10/2023 to Present)

Note:
Available OBD.

Operating Panel / Dual Pane Tempered

Operating Panel / Dual Pane Tempered (6/2000 to Present)



Unit No.	White		Terratone		Sandtone	
	Left	Right	Left	Right	Left	Right
PS5	1993127	1993129	2686063	2686065	0981064	0981066
PS510	1993133	1993134	2686073	2686074	OBD	OBD
PS6	1993073	1993075	2686067	2686069	0981068	0981070
PS3080	1990478	1990476	2603765	2603767	0901540	0901542
PS4080	1990481	1990479	2603768	2603770	0901543	0901545

200 Series Perma-Shield® Gliding Doors (1982 to Present)

2-Panel, 3-Panel and Sidelights

Panels - Operating

Operating Panel / Dual Pane Tempered Finelight™

Operating Panel / Dual Pane Tempered Finelight™ (6/2000 to Present)

Dual Pane Clear



Unit No.	White		Terratone		Sandtone	
	Left	Right	Left	Right	Left	Right
PS5	1993119	1993121	OBD	OBD	OBD	OBD
PS510	1993137	1993138	OBD	OBD	OBD	OBD
PS6	1993123	1993125	OBD	OBD	OBD	OBD
PS3080	1990472	1990470	2603771	2603773	0901546	0901548
PS4080	1990475	1990473	2603774	2603776	0901549	0901551

Panels - Operating

Operating Panels (1982 - June 2000)

Note:

Tri-pane glazing, manufactured 1982 to 1984, is no longer available. Use Low E tempered for replacement. Tempered glass is standard in patio doors. Use [current panels](#) for replacement of 2-Panel sizes (PS5, PS510, PS6, PS8) listed as N/A.

Operating Panel / Low-E Tempered

Operating Panel / Low E Tempered (1982 to 6/2000) and (Sandtone: 1991 to 6/2000)						
Unit No.	White		Terratone		Sandtone	
	Left	Right	Left	Right	Left	Right
PS5	N/A	N/A	N/A	N/A	N/A	N/A
PS510	N/A	N/A	N/A	N/A	N/A	N/A
PS6	N/A	N/A	N/A	N/A	N/A	N/A
PS8	N/A	N/A	N/A	N/A	N/A	N/A
PS9	N/A		N/A		N/A	
PS12	N/A		N/A		N/A	

Operating Panel / Low-E Sun Tempered

Operating Panel / Low E Sun Tempered (1982 to 6/2000) and (Sandtone: 1991 to 6/2000)						
Unit No.	White		Terratone		Sandtone	
	Left	Right	Left	Right	Left	Right
PS5	N/A	N/A	N/A	N/A	N/A	N/A
PS510	N/A	N/A	N/A	N/A	N/A	N/A
PS6	N/A	N/A	N/A	N/A	N/A	N/A
PS8	N/A	N/A	N/A	N/A	N/A	N/A
PS9	N/A		N/A		N/A	
PS12	N/A		N/A		N/A	

Operating Panel / High Performance™ Sun II Tempered

Operating Panel / High Performance™ Sun II Tempered (1982 to 6/2000) and (Sandtone: 1991 to 6/2000)						
Note:						
N/A.						

200 Series Perma-Shield® Gliding Doors (1982 to Present)

2-Panel, 3-Panel and Sidelights

Panels - Operating

Operating Panel / Low-E Tempered Finelight™

Operating Panel / Low E Tempered Finelight™ (1982 to 6/2000) and (Sandtone: 1991 to 6/2000)						
Unit No.	White		Terratone		Sandtone	
	Left	Right	Left	Right	Left	Right
PS5	N/A	N/A	N/A	N/A	N/A	N/A
PS510	N/A	N/A	N/A	N/A	N/A	N/A
PS6	N/A	N/A	N/A	N/A	N/A	N/A
PS8	N/A	N/A	N/A	N/A	N/A	N/A
PS9	N/A		N/A		N/A	
PS12	N/A		N/A		N/A	


Operating Panel / Dual Pane Tempered


Operating Panel / Dual Pane Tempered (1982 to 6/2000)					
	Unit No.	White		Terratone	
		Left	Right	Left	Right
	PS5	N/A	N/A	N/A	N/A
	PS510	N/A	N/A	N/A	N/A
	PS6	N/A	N/A	N/A	N/A
	PS8	N/A	N/A	N/A	N/A
	PS9	N/A		N/A	
	PS12	N/A		N/A	

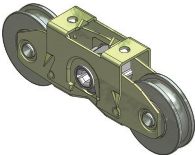
Operating Panel / Dual Pane Tempered Finelight™

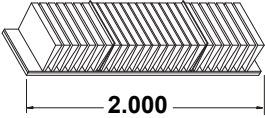
Operating Panel / Dual Pane Tempered Finelight™ (1982 to 6/2000)			
	Unit No.	White	
		Left	Right
	PS5	N/A	N/A
	PS510	N/A	N/A
	PS6	N/A	N/A


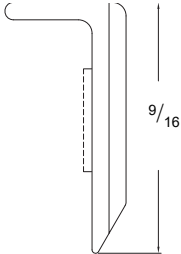
Panels - Operating

Panel Parts - Operating		
Hole Plug - Roller Adjustment		
		Color
		White
		Terratone
		Sandtone
		Tycote
		Order No.
		9014683
		9014685
		9014684
		9014686
		9046445

Tandem Roller with Bracket (1982 to Present)		
Note: See Roller Replacement Video .		
		Order No.
		1997061

Tandem Roller- 80/DP Upgrade (1998 to Present)		
Note: See Roller Replacement Video .		
		Order No.
		2573517

Weatherstrip / Dust Plug		
		Order No.
		9181460

Head Panel Spacers				
 		Length	Color	Order No.
		4 ft	White	2573888
			Terratone	2653744
			Forest Green	1262840

200 Series Perma-Shield® Gliding Doors (1982 to Present)

2-Panel, 3-Panel and Sidelights

Panels - Operating


Filler with Screws - Operating / Bottom Rail Weatherstrip

Note:

Filler for custom sized doors is made to order. Product ID label is located on top edge of operating panel.

To order, state:

1. Description of part (Operating Bottom Rail Filler)
2. Handing (RH or LH)
3. Quantity
4. Product ID (from product label, see [Service Guide 9051877](#))

	Unit No.	Length	White	Terratone	Sandtone	Canvas	Dark Bronze	Black
	PS5(26)	30	1997070	2641021	0903834	9046398	9071764	9129999
	PS510(211)	35 5/8	2550012	2641024	0903838	9046399	9071765	9130001
	PS6/9(30)	36 3/8	1997068	2641022	0903842	9046400	9071766	9130000
	PS8/12(40)	48 3/8	1997069	2641028	0903846	9046401	9071767	9130002

Cartons

Cartons - Panel

Note:

To ship via van only.

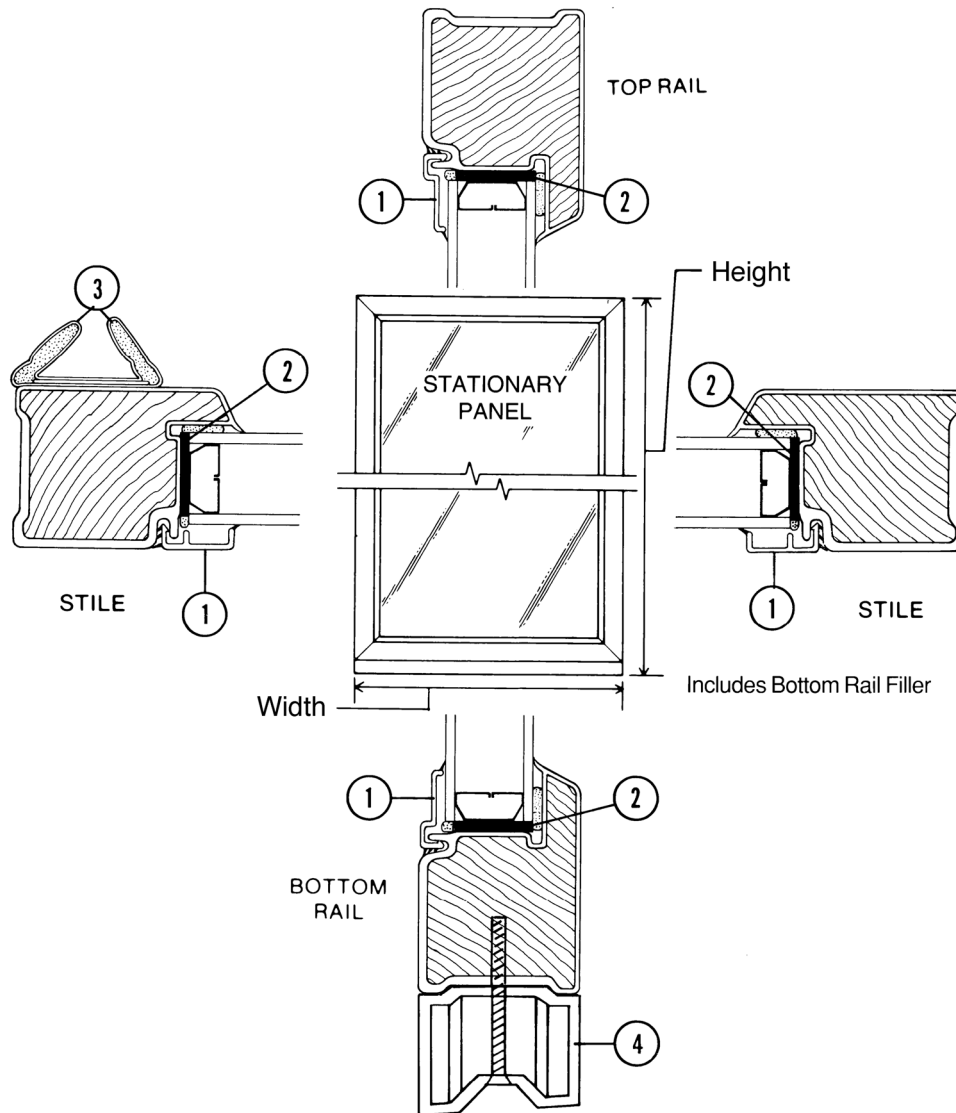
	Unit No.	Order No.
	PS2668	4756212
	PS21168	4756214
	PS30611	4756216
	PS40611	4756218
	PS2680	4758494
	PS3080	4758800
	PS4080	4758805

Panels - Stationary

Stationary Panel Graphic - 2-Panel (1982 to Present)

Note:

See latest panel [Product Details](#).



1. [Vinyl Glazing Bead](#)
2. Glass Spacer
3. [Meeting Stile Weatherstrip](#)
4. [Bottom Rail Filler](#)

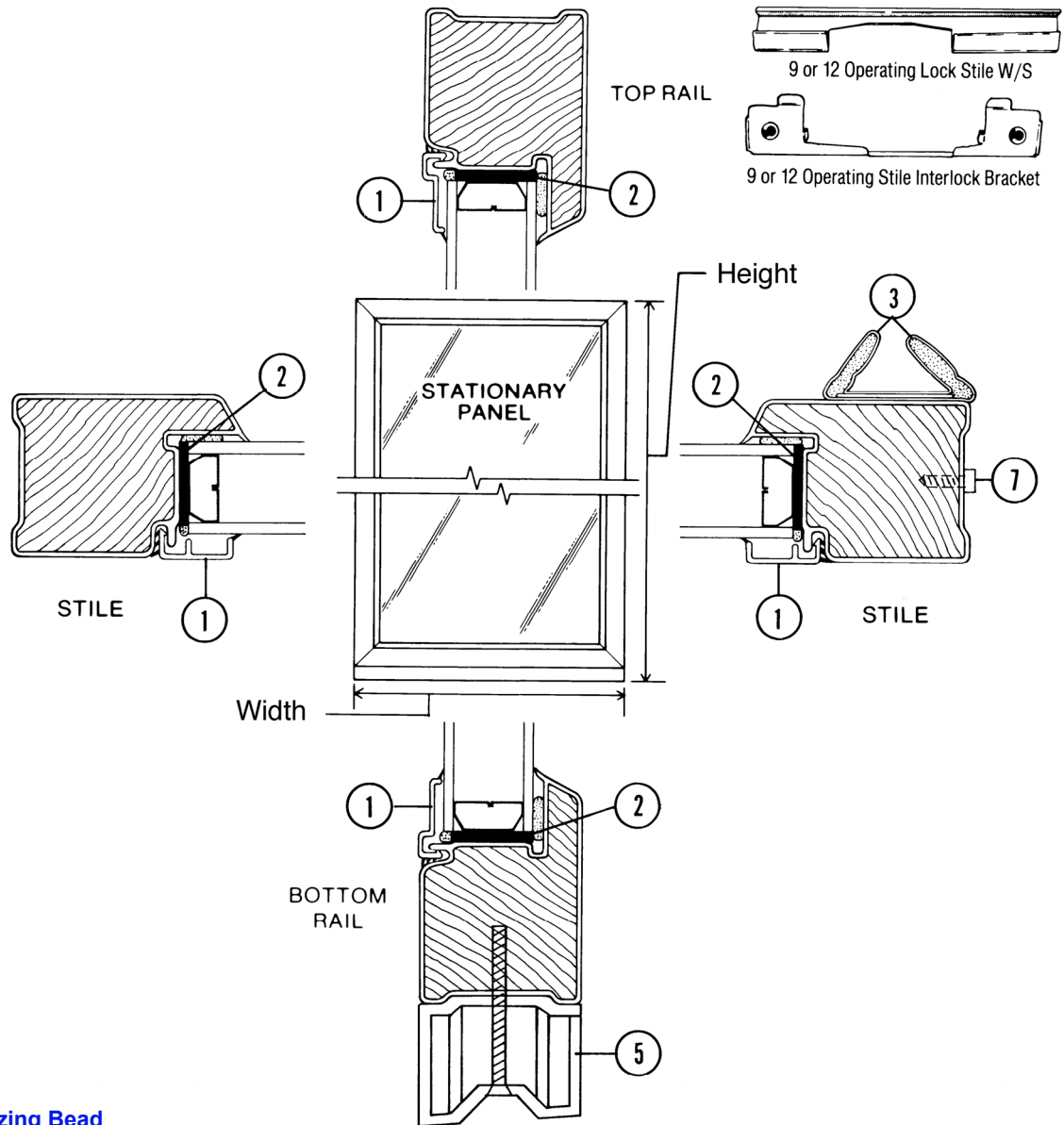
Perma-Shield® Gliding Door (1982 to Present) Stationary Panel - 2-Panel

200 Series Perma-Shield® Gliding Doors (1982 to Present)

2-Panel, 3-Panel and Sidelights

Panels - Stationary

Stationary Panel Graphic - 3-Panel (1982 to Present)

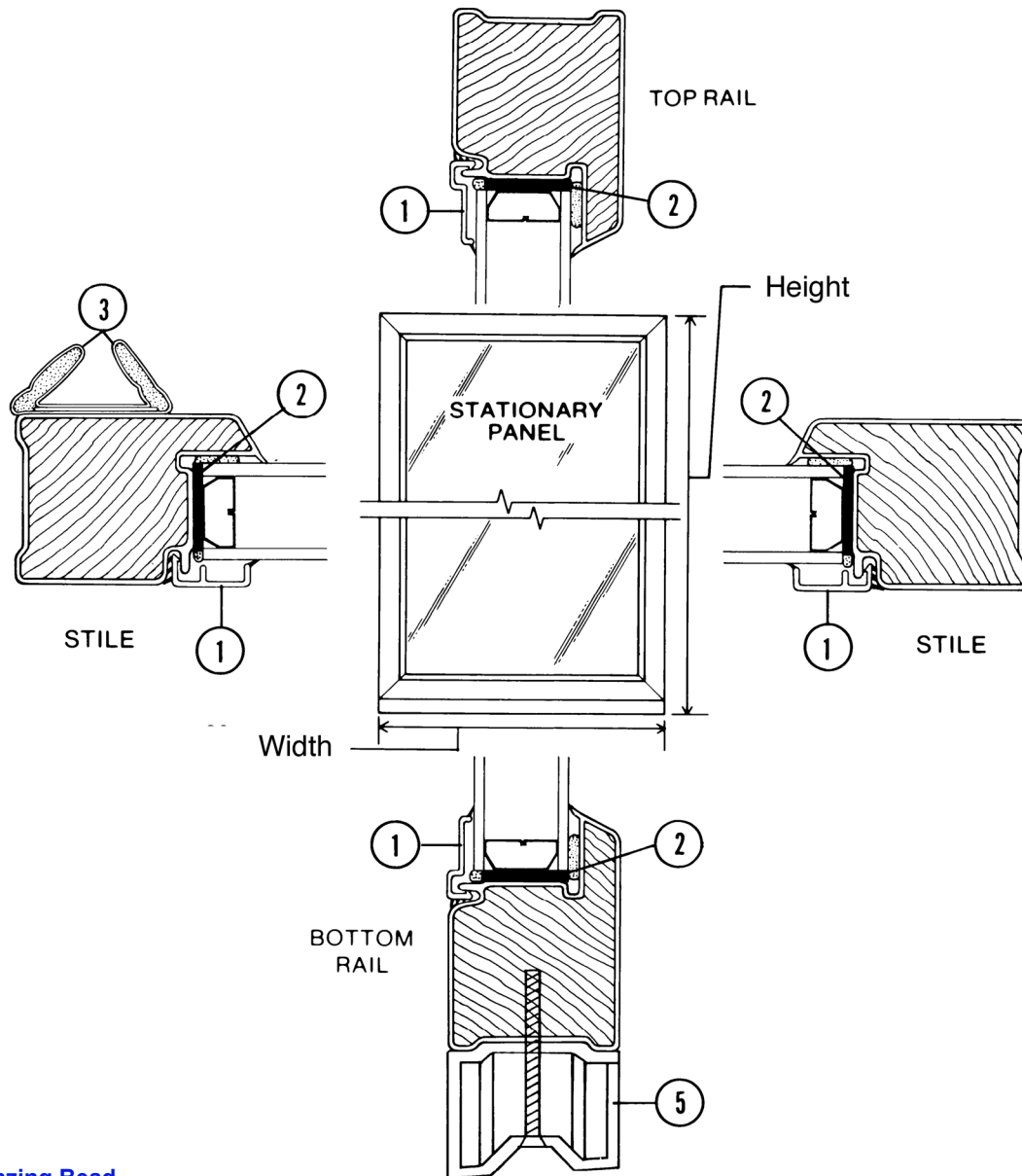


1. [Vinyl Glazing Bead](#)
2. Glass Spacer
3. [Lock Stile Weatherstrip](#)
5. [Bottom Rail Filler](#)
7. Screen Lock Hole Plug

Perma-Shield® Gliding Door (1982 to Present) Stationary Panel - 3-Panel

Panels - Stationary

Stationary Panel Graphic - 3-Panel / Left Hand (1982 to 1998)



- 1. [Vinyl Glazing Bead](#)
- 2. Glass Spacer
- 3. [Meeting Stile Weatherstrip](#)
- 5. [Bottom Rail Filler](#)

Perma-Shield® Gliding Door (1982 to 1998) Stationary Panel - 3-Panel, Left Hand

200 Series Perma-Shield® Gliding Doors (1982 to Present)

2-Panel, 3-Panel and Sidelights

Panels - Stationary

Size Table - Stationary Panels

Note:

Stationary Panel is measured outside edge to outside edge of frame (with or without bottom rail filler applied).
 Unobstructed Glass is dimension from outside edge to outside edge of visible glass only.
 Actual Glass is dimension of outside edge to outside edge of glass, including glass that is not visible.

Unit No.	Stationary Panel (w x h)		Unobstructed Glass (w x h)	Actual Glass (w x h)
	With Bottom Rail Filler	Without Bottom Rail Filler		
PS3	36 ³ / ₈ × 80 ¹¹ / ₁₆	36 ³ / ₈ × 79 ³ / ₃₂	31 ¹ / ₈ × 73 ⁷ / ₈	32 ¹ / ₄ × 74 ⁷ / ₈
PS4	48 ³ / ₈ × 80 ¹¹ / ₁₆	48 ³ / ₈ × 79 ³ / ₃₂	43 ¹ / ₈ × 73 ⁷ / ₈	44 ¹ / ₄ × 74 ⁷ / ₈
PS 5	30 × 77 ¹³ / ₁₆	30 × 76 ³ / ₃₂	24 ³ / ₄ × 71	25 ⁷ / ₈ × 72
PS 510	35 ⁵ / ₈ × 77 ¹³ / ₁₆	35 ⁵ / ₈ × 76 ³ / ₃₂	30 ³ / ₈ × 71	31 ¹ / ₂ × 72
PS 6	36 ³ / ₈ × 80 ¹¹ / ₁₆	36 ³ / ₈ × 79 ³ / ₃₂	31 ¹ / ₈ × 73 ⁷ / ₈	32 ¹ / ₄ × 74 ⁷ / ₈
PS 8	48 ³ / ₈ × 80 ¹¹ / ₁₆	48 ³ / ₈ × 79 ³ / ₃₂	43 ¹ / ₈ × 73 ⁷ / ₈	44 ¹ / ₄ × 74 ⁷ / ₈
PS 9	36 ³ / ₈ × 80 ¹¹ / ₁₆	36 ³ / ₈ × 79 ³ / ₃₂	31 ¹ / ₈ × 73 ⁷ / ₈	32 ¹ / ₄ × 74 ⁷ / ₈
PS 12	48 ³ / ₈ × 80 ¹¹ / ₁₆	48 ³ / ₈ × 79 ³ / ₃₂	43 ¹ / ₈ × 73 ⁷ / ₈	44 ¹ / ₄ × 74 ⁷ / ₈
PS3080	Filler on sill	36 ³ / ₈ × 92 ⁷ / ₃₂	31 ¹ / ₈ × 87	32 ¹ / ₄ × 88
PS4080	Filler on sill	48 ³ / ₈ × 92 ⁷ / ₃₂	43 ¹ / ₈ × 87	44 ¹ / ₄ × 88

Panels - Stationary

Stationary Panels *(June 2000 - present)*

Note:

Panels are handed as unit is handed. As an example, a right-handed unit uses a right-handed operating panel and a right-handed stationary panel. Replacement panels do not have interlock weatherstrip applied. Use for replacement of previous vintage panels (2-Panel only). When replacing gliding door panels it is recommended to also replace the [interlock weatherstrip](#) (current interlock w/s).

Bottom rail filler is applied, except on PS3080 and PS4080 panels and DP Upgrade panels which have filler on the sill. Tempered glass is standard in patio doors. See iQ+ for additional glazing types available by description/configured.

Stationary panels for custom sized doors are made to order. Product ID label is located on top edge of operating panel.

To order, state:

1. Description of part (Stationary Panel)
2. Handing (RH or LH)
3. Quantity
4. Product ID (from product label, see [Service Guide 9051877](#))
5. Options Desired (if different than original product)

200 Series Perma-Shield® Gliding Doors (1982 to Present)

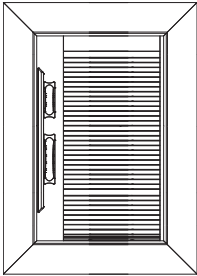
2-Panel, 3-Panel and Sidelights

Panels - Stationary

Stationary Panel / Low-E Tempered Blinds Between Glass w/Tube

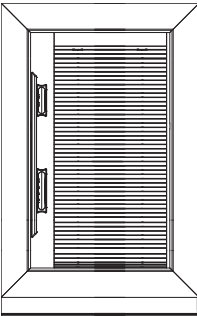
Sidelight Panel / Low-E Tempered Blinds Between Glass w/Tube *(October 2015 to Present)*

Note:
LH stationary shown.

		Unit No.	White	
			Left	Right
		PS3	9139587	9139588

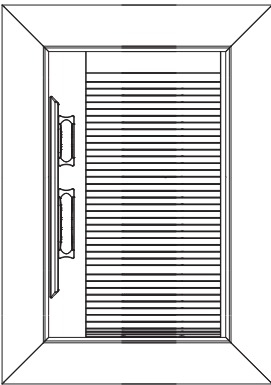
Stationary Panel / Low-E Tempered Blinds Between Glass w/Tube *(October 2015 to Present)*

Note:
LH stationary shown.

		Unit No.	White	
			Left	Right
		PS5	9159498	9159500
		PS510	9139591	9139592
	PS6	9139600	9139602	

Stationary Panel / Low-E Tempered Blinds Between Glass w/Tube / DP Upgrade *(October 2015 to Present)*

Note:
LH stationary shown.

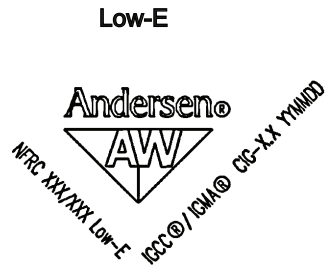
		Unit No.	White	
			Left	Right
		PS5	9159591	9159592
		PS3/6	9139589	9139590
	PS510	9139595	9139596	

Panels - Stationary

Stationary Panel / Low-E Tempered

Stationary Panel / Low E Tempered (6/2000 to Present)

Note:
*OOS - Original Order Source.



Unit No.	White		Terratone		Sandtone		Dark Bronze		Black	
	Left	Right	Left	Right	Left	Right	Left	Right	Left	Right
PS3	1993104		2686039		0981025		*See OOS	*See OOS	*See OOS	*See OOS
PS4	1993105		2686040		0981026		*See OOS	*See OOS	*See OOS	*See OOS
PS5	1993092	1993094	2686010	2686012	0981010	0981012	*See OOS	*See OOS	*See OOS	*See OOS
PS510	1993106	1993107	2686017	2686018	0981014	0981016	*See OOS	*See OOS	9211640	92116401
PS6	1993096	1993098	2686024	2686026	0981018	0981020	*See OOS	*See OOS	9211626	9211627
PS8	1993101	1993103	2686032	2686034	0981022	0981024	*See OOS	*See OOS	*See OOS	*See OOS
PS3080	1997437		2603640		0901210		*See OOS	*See OOS	*See OOS	*See OOS
PS4080	1997521		2603644		0901310		*See OOS	*See OOS	*See OOS	*See OOS

Stationary Panel / Low-E Smart Sun™ Tempered

Stationary Panel / Low-E Smart Sun™ Tempered



Unit No.	White		Terratone		Sandtone	
	Left	Right	Left	Right	Left	Right
PS5	9021433	9021435	9021491	9021493	9021417	9021419
PS510	9021444	9021445	9021494	9021495	9021421	9021423
PS6	9021437	9021439	9021497	9021499	9021425	9021427
PS8	9021441	9021443	9021501	9021503	9021429	9021431
PS3080	OBD	OBD	OBD	OBD	OBD	OBD
PS4080	OBD	OBD	OBD	OBD	OBD	OBD

200 Series Perma-Shield® Gliding Doors (1982 to Present)

2-Panel, 3-Panel and Sidelights

Panels - Stationary

Stationary Panel / Low-E Sun Tempered

Stationary Panel / Low E Sun Tempered (6/2000 to Present)

Low-E Sun3



Unit No.	White		Terratone		Sandtone	
	Left	Right	Left	Right	Left	Right
PS3	1993071		2686061		0981062	
PS4	1993072		2686062		0981063	
PS5	1993060	1993062	2686046	2686048	0981047	0981049
PS510	1993115	1993117	2686050	2686052	0981051	0981053
PS6	1993064	1993066	2686054	2686056	0981055	0981057
PS8	1993068	1993070	2686058	2686060	0981059	0981061
PS3080	1936139		2613420		0902210	
PS4080	1936239		2613520		0902310	

Stationary Panel / High Performance Sun II Tempered

Panel - Stationary / High Performance Sun II Tempered (6/2000 to Present)

Note:
Available OBD.

Stationary Panel / Low-E Tempered Finelight™

Panel - Stationary / Low E Tempered Finelight™ (6/2000 to Present)

Unit No.	White		Terratone		Sandtone	
	Left	Right	Left	Right	Left	Right
PS3	1993077		2686041		0981027	
PS4	1993078		2686042		0981028	
PS5	1993080	1993082	2686014	2686016	0981030	0981032
PS510	1993109	1993111	2686020	2686022	0981035	0981037
PS6	1993084	1993086	2686028	2686030	0981039	0981041
PS8	1993088	1993090	2686036	2686038	0981043	0981045
PS3080	1990463		2603758		0901534	
PS4080	1990467		2603762		0901538	

Stationary Panel / Triple-Pane

Stationary Panel / Triple-Pane (10/2023 to Present)

Note:
Available OBD.

Panels - Stationary

Stationary Panel / Dual Pane Tempered

Stationary Panel / Dual Pane Tempered (6/2000 to Present; Sandtone: 1991 to Present)						
Unit No.	White		Terratone		Sandtone	
	Left	Right	Left	Right	Left	Right
PS3	1993118		2603530		OBD	
PS5	1993128	1993130	2686064	2686066	0981065	0981067
PS510	1993131	1993132	2686071	2686072	OBD	OBD
PS6	1993074	1993076	2686068	2686070	0981069	0981071
PS8	OBD	OBD	OBD	OBD	OBD	OBD
PS3080	1990477		2603766		0901541	
PS4080	1990480		2603769		0901544	

Stationary Panel / Dual Pane Tempered Finelight™

Stationary Panel / Dual Pane Tempered Finelight™ (6/2000 to Present)						
Unit No.	White		Terratone		Sandtone	
	Left	Right	Left	Right	Left	Right
PS5	1993120	1993122	OBD	OBD	OBD	OBD
PS510	1993135	1993136	OBD	OBD	OBD	OBD
PS6	1993124	1993126	OBD	OBD	OBD	OBD
PS3080	1990471		2603772		0901547	
PS4080	1990474		2603775		0901550	

200 Series Perma-Shield® Gliding Doors (1982 to Present)

2-Panel, 3-Panel and Sidelights

Panels - Stationary

Stationary Panels (1982 - June 2000)

Note:

Panels are handed as unit is handed. As an example, a right-handed unit uses a right-handed operating panel and a right-handed stationary panel. Replacement panels will only work on patio doors manufactured prior to 6/2000 with bottom rail filler applied. Tri-pane glazing, manufactured 1982 to 1984, is no longer available. Use Low E tempered for replacement. High-Performance Sun II Tempered is available OBD. PS9 & PS12 3-panel door units used a combination of panels that can be viewed in the Unit Size Chart at the beginning of this section and were discontinued in 1998.

Use [current panels](#) for replacement of 2-Panel sizes (PS5, PS510, PS6, PS8) listed as N/A.

Stationary Panel / Low-E Tempered

Stationary Panel / Low E Tempered (1982 to 6/2000) and (Sandtone: 1991 to 6/2000)

Unit No.	White		Terratone		Sandtone	
	Left	Right	Left	Right	Left	Right
PS5	N/A	N/A	N/A	N/A	N/A	N/A
PS510	N/A	N/A	N/A	N/A	N/A	N/A
PS6	N/A	N/A	N/A	N/A	N/A	N/A
PS8	N/A	N/A	N/A	N/A	N/A	N/A
PS9	N/A		N/A		N/A	
PS12	N/A		N/A		N/A	

Stationary Panel / Low-E Sun Tempered

Stationary Panel / Low-E Sun Tempered (1982 to 6/2000) and (Sandtone: 1991 to 6/2000)

Unit No.	White		Terratone		Sandtone	
	Left	Right	Left	Right	Left	Right
PS5	N/A	N/A	N/A	N/A	N/A	N/A
PS510	N/A	N/A	N/A	N/A	N/A	N/A
PS6	N/A	N/A	N/A	N/A	N/A	N/A
PS8	N/A	N/A	N/A	N/A	N/A	N/A
PS9	N/A		N/A		N/A	
PS12	N/A		N/A		N/A	

Stationary Panel / High Performance™ Sun II Tempered

Stationary Panel / High Performance™ Sun II Tempered (1982 to 6/2000) and (Sandtone: 1991 to 6/2000)

Note:

N/A.

Panels - Stationary

Stationary Panel / Low-E Tempered Finelight™

Stationary Panel / Low-E Tempered Finelight™ (1982 to 6/2000) and (Sandtone: 1991 to 6/2000)						
Unit No.	White		Terratone		Sandtone	
	Left	Right	Left	Right	Left	Right
PS5	N/A	N/A	N/A	N/A	N/A	N/A
PS510	N/A	N/A	N/A	N/A	N/A	N/A
PS6	N/A	N/A	N/A	N/A	N/A	N/A
PS8	N/A	N/A	N/A	N/A	N/A	N/A
PS9	N/A		N/A		N/A	
PS12	N/A		N/A		N/A	

Stationary Panel / Dual Pane Tempered

Stationary Panel / Dual Pane Tempered (1982 to 6/2000)					
Unit No.	White		Terratone		
	Left	Right	Left	Right	
PS3	N/A		N/A		
PS4	N/A		N/A		
PS5	N/A	N/A	N/A	N/A	
PS510	N/A	N/A	N/A	N/A	
PS6	N/A	N/A	N/A	N/A	
PS8	N/A	N/A	N/A	N/A	
PS9	N/A		N/A		
PS12	N/A		N/A		


Stationary Panel / Dual Pane Tempered Finelight™

Stationary Panel / Dual Pane Tempered Finelight™ (1982 to 6/2000)			
Unit No.	White		
	Left	Right	
PS5	N/A	N/A	
PS510	N/A	N/A	
PS6	N/A	N/A	

200 Series Perma-Shield® Gliding Doors (1982 to Present)

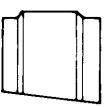
2-Panel, 3-Panel and Sidelights

Panels - Stationary

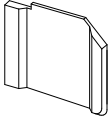
Panel Parts - Stationary				
Bracket with Screws - Stationary / Universal				
	Note: See Service Guide 9018154 .	Unit No.	Finish	
		FWG68/80 (Universal)	Stone	2573551
			White	2573549

Filler - Stationary / Bottom Rail / Standard Ref. No. 4 page 24 , No. 5 page 25 , No. 5 page 26 No. 16 page 107												
Note: Terratone bottom rail fillers on PS5 units are gray. Fillers for custom sized doors are made to order. PS3/PS4 use handed fillers of similar size and may need to be modified. Product ID label is located on top edge of operating panel.												
Note: To order, state:												
1. Description of part (Stationary Bottom Rail Filler) 2. Handing (RH or LH) 3. Quantity 4. Product ID (from product label, see Service Guide 9051877)												
Unit No.	White Exterior		Terratone Exterior		Sandtone Exterior		Canvas Exterior		Dark Bronze Exterior		Black Exterior	
	Left	Right	Left	Right	Left	Right	Left	Right	Left	Right	Left	Right
PS3	1997072		2641030		0903844		9142021		9142037		9142029	
PS4	1997073		2641032		0903848		9142023		9142039		9142031	
PS5	1997077	1997078	9142044	9142045	0903810	0903812	9142018	9142019	9142034	9142035	9142026	9142027
PS510	9142042	9142043	2641004	2641012	0903814	0903816	9142024	9142025	9142040	9142041	9142032	9142033
PS6	1997064	1997065	2641002	2641010	0903818	0903820	9142020	9142021	9142036	9142037	9142028	9142029
PS8	1997066	1997067	2641008	2641016	0903822	0903824	9142022	9142023	9142038	9142039	9142030	9142031

Filler - Stationary / Bottom Rail / DP Upgrade			
Unit No.	Gray		
	Left	Right	
PS3	1997027		
PS4	1997028		
PS5	1997029	1997030	
PS510	2500527	2500528	
PS6	1997031	1997032	
PS8	1997033	1997034	

End Cap - Stationary / Bottom Rail Filler / Standard			
	Color	Left	Right
	White	1997080	1997081
	Terratone	2641018	2641020
	Sandtone	0903850	0903852
	Canvas	9044850	9044851
	Dark Bronze	9071753	9071754
	Black	9129782	9129783

Panels - Stationary

End Cap - Stationary / Bottom Rail Filler / DP Upgrade		
	Gray	
	Left	Right
	1997025	1997026

Cartons		
Cartons - Panel		
Note: To ship via van only.	Unit No.	Order No.
	PS2668	4756212
	PS21168	4756214
	PS30611	4756216
	PS40611	4756218
	PS2680	4758494
	PS3080	4758800
	PS4080	4758805

200 Series Perma-Shield® Gliding Doors (1982 to Present)

2-Panel, 3-Panel and Sidelights

Shared Panel Parts

Interlock Replacement Reference - Dual Pane Glass and High Performance Glass

Note:

Glazing bead/glass type can be used to help determine [interlock weatherstrip type](#).



5/8" Glazing Bead
use [5/8" interlock weatherstrip](#)



1" or .825" Glazing Bead
use with [1" interlock weatherstrip](#) or [current interlock weatherstrip](#)

Shared Panel Parts

Glazing Beads

Note:

Glazing beads for custom sized doors are made to order. Product ID label is located on top edge of operating panel. See [Replacement Video](#).

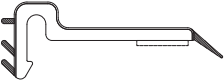
To order, state:

1. Description of part (Glazing Bead Rail or Stile)
2. Quantity
3. Product ID (from product label, see [Service Guide 9051877](#))

Glazing Bead - PSPD 1" / Rail (10/2023 to Present)

Note:

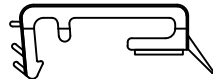
One inch glazing bead with triple pane glass (new drawing profile 0120234).

	Unit No.	Length	White	Terratone	Sandtone	Canvas	Dark Bronze	Black
	PS26	26 ¹⁷ / ₃₂	By description	By description	By description	By description	By description	By description
PS211	32 ⁵ / ₃₂	By description	By description	By description	By description	By description	By description	By description
PS30	32 ²⁹ / ₃₂	By description	By description	By description	By description	By description	By description	By description
PS40	44 ²⁹ / ₃₂	9205372	9205380	9205382	9205378	9205376	9205374	

Glazing Bead - PSPD 1" / Stile (10/2023 to Present)

Note:


One inch glazing bead with triple pane glass (new drawing profile 0125721).

	Unit No.	Length	White	Terratone	Sandtone	Canvas	Dark Bronze	Black
	PS68	72 ⁵ / ₁₆	By description	By description	By description	By description	By description	By description
PS611	75 ³ / ₁₆	By description	By description	By description	By description	By description	By description	By description
PS80	88 ¹ / ₄	9205373	9205381	9205383	9205379	9205377	9205375	

Glazing Bead - PSPD 1" / Rail (10/2015 to Present)

Note:


One inch glazing bead with BBG.

	Unit No.	Length	White	Terratone	Sandtone	Canvas	Dark Bronze	Black
	PS26	26 ¹⁷ / ₃₂	9159496	By description	By description	By description	By description	By description
PS211	32 ⁵ / ₃₂	9139515	By description	By description	By description	By description	By description	By description
PS30	32 ²⁹ / ₃₂	9139514	By description	By description	By description	By description	By description	By description
PS40	44 ²⁹ / ₃₂	By description	By description	By description	By description	By description	By description	By description

Glazing Bead - PSPD 1" / Stile (10/2015 to Present)

Note:

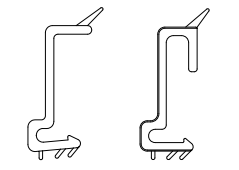
One inch glazing bead with BBG.

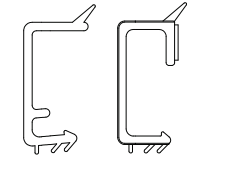
	Unit No.	Length	White	Terratone	Sandtone	Canvas	Dark Bronze	Black
	PS68	72 ⁵ / ₁₆	9139516	By description	By description	By description	By description	By description
PS611	75 ³ / ₁₆	9139517	By description	By description	By description	By description	By description	By description
PS80	88 ¹ / ₄	By description	By description	By description	By description	By description	By description	By description


200 Series Perma-Shield® Gliding Doors (1982 to Present)


2-Panel, 3-Panel and Sidelights

Shared Panel Parts

Glazing Bead - PSPD 825 / ARPVC / Rail (1993 to Present)								
Note: .825 glazing bead used with HP/Low-E tempered glass. All four beads must be replaced with Terratone, Sandtone and Canvas glazing bead. Terratone, Sandtone and Canvas rails have VHB tape.								
 <p style="text-align: center;">White Terratone Sandtone Canvas</p>	Unit No.	Length	White	Terra- tone	Sand- tone	Canvas	Dark Bronze	Black
	PS26: PS5	26 1/2	1997315	2641142	0903933	9033840	9071746	9129758
	PS211: PS510	32 1/8	1997316	2641143	0903934	9033841	9071747	9129759
	PS30: PS3/PS6/PS9	32 7/8	1997313	2641144	0903935	9033842	9071748	9129760
	PS40: PS4/PS8/PS12	44 7/8	1997314	2641145	0903936	9033843	9071749	9129761

Glazing Bead - PSPD 825 / ARPVC / Stile (1993 to Present)								
Note: .825 glazing bead used with HP/Low-E tempered glass. All four beads must be replaced with Terratone, Sandtone and Canvas glazing bead. Terratone, Sandtone and Canvas rails have VHB tape.								
 <p style="text-align: center;">White Terratone Sandtone Canvas</p>	Unit No.	Length	White	Terra- tone	Sand- tone	Canvas	Dark Bronze	Black
	PS68	72 5/16	1997317	2641146	0903937	9033844	9071750	9129762
	PS611	75 3/16	1997318	2641147	0903938	9033845	9071751	9129763
	PS80	88 5/16	1997319	2641148	0903939	9033846	9071752	9129764

Glazing Bead - PSPD 5/8" / Rail			
Note: Use with 5/8" dual pane tempered glass. Used on special order panels. Color matched silicone can be used as a replacement for glazing bead not available.			
	Unit No.	Length	White
	PS3/6/9	33 7/16	1997143
	PS4/8/12	44 7/16	1997144
	PS510	31 45/64	2550029

Glazing Bead - PSPD 5/8" / Stile			
Note: Use with 5/8" dual pane tempered glass. Used on special order panels. Color matched silicone can be used as a replacement for glazing bead not available.			
	Unit No.	Length	White
	PS68	72 25/64	2550030
	PS611	75 1/4	N/A

Shared Panel Parts

Glazing Bead - PSPD 1" / Rail (1986 to 1993)

Note:

1" glazing bead used with HP/Low-E tempered glass. Replaces previous vintages of 1" glazing bead. All four beads must be replaced.

	Unit No.	Length	White	Terratone	Sandtone
	PS26: PS5	26 1/2	1997250	2641136	0903927
	PS211: PS510	32 1/8	2550043	2641137	0903928
	PS30: PS3/PS6/PS9	32 7/8	1997251	2641138	0903929
	PS40: PS4/PS8/PS12	44 7/8	1997252	2641139	0903930

Glazing Bead - PSPD 1" / Stile (1986 to 1993)

Note:

1" glazing bead used with HP/Low-E tempered glass. Replaces previous vintages of 1" glazing bead. All four beads must be replaced. Use current 1" BBG bead if N/A replacing all four pieces.

	Unit	Length	White	Terratone	Sandtone
	PS68	72 1/4	N/A	2641140	0903931
	PS611	75 1/8	N/A	2641141	0903932

Silicone Sealant

Note:

Color matched silicone can be used as a replacement for glazing bead not available. Tool to desired finish appearance

	Size	White	Terratone	Sandtone
	10.3 fluid oz.	2903021	2903022	2903023

200 Series Perma-Shield® Gliding Doors (1982 to Present)

2-Panel, 3-Panel and Sidelights

Shared Panel Parts

Interlock Weatherstrip (June 2000 - present)

Note:

Weatherstrip sets for custom sized doors are made to order. Product ID label is located on top edge of operating panel.


To order, state:

1. Description of part (Weatherstrip Set with Screws)
2. Quantity
3. Product ID (from product label, see [Service Guide 9051877](#))

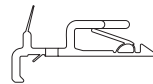
Interlock Weatherstrip Set with Screws - Operating and Stationary (June 2000 to present)

Note:

Updated May 2016, includes stationary weatherstrip, operating weatherstrip, interlock replacement plug kit and screw pack. Used to replace previous vintages of weatherstrip (2-Panel). See [Service Guide 9131890](#).



Stationary Panel weatherstrip




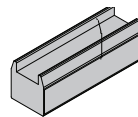
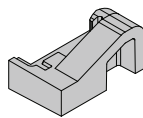
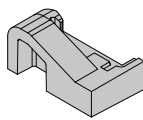
Operating Panel weatherstrip

Unit	Length		Standard		DP Upgrade	
	Stationary	Operating	White	Gray	White	Gray
PS5, PS510, PS68	76 ⁷ / ₁₆	76	1997267	2641702	9142327	9142330
PS6, PS611, PS8	79 ⁵ / ₁₆	78 ⁷ / ₈	1997268	2641704	9142328	9142331
PS6180, PS80, PS8180	92 ⁷ / ₁₆	92	9142329	9142332	9142329	9142332

Interlock Weatherstrip Replacement Plug Kit

Note:

Kit includes sill plugs, head plug, dust plug and [Service Guide 9131890](#). See individual frame parts (sill/head plugs) in [frame section](#), individual panel part (dust plug) in [operating panel section](#).



Unit	Standard	DP Upgrade
PS5, PS510, PS68	9142291	9142334
PS6, PS611, PS8	9142291	9142334
PS6180, PS80, PS8180	9142334	-

Screw Package - Interlock

Note:

See [Service Guide 9131890](#).

	Color	Order No.
	White	9149608
	Terratone/ Sandtone	9149609

Shared Panel Parts

Vintage Interlock Weatherstrip - Operating (1982 - June 2000)

Note:

Use [current weatherstrip](#) as replacement for items listed as N/A.

Interlock Operating Meeting Stile Weatherstrip 1" (1982 to June 2000) Ref. No. 3 [page 12](#) and Ref. No 4 [page 13](#)

Note:

Sent with nails. Used with .825 and 1" glazing bead on HP/Low-E tempered glass that is typically 3/4" thick. Used with stationary meeting stile weatherstrip [page 43](#).

	Size	Length	White	Terratone	Sandtone
	PS68: PS5, PS510	75 5/32	N/A	N/A	N/A
	PS611: PS6, PS8	79 1/32	N/A	N/A	N/A

Interlock Operating Meeting Stile Weatherstrip 5/8" (1982 to June 2000) Ref. No. 3 [page 12](#) and Ref. No 4 [page 13](#)

Note:

Sent with nails. Used with 5/8" glazing bead on dual-pane tempered glass that is typically 1/2" thick. Used with stationary meeting stile weatherstrip [page 43](#).

	Size	Length	White
	PS68: PS5, PS510	76 1/8	N/A
	PS611: PS6, PS8	79 1/16	N/A

Weatherstrip with Nails - Operating / Lock Stile / Left Hand / 3-Panel (1982 to 1998)

Ref. No 3 [page 13](#) and Ref. No 3 [page 25](#)

Note:

Sent with nails. Used with stationary meeting stile weatherstrip [page 43](#). Has a 5 3/8" notch for 3 panel locking hardware [page 99](#). No longer available as of August of 2021.

	Size	Length	White	Terratone
	PS611: PS9, PS12	79 1/16	N/A	N/A

200 Series Perma-Shield® Gliding Doors (1982 to Present)

2-Panel, 3-Panel and Sidelights

Shared Panel Parts

Vintage Interlock Weatherstrip - Stationary (1982 - June 2000)

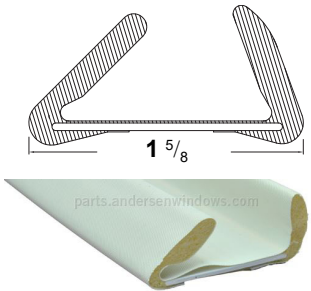
Note:

Weatherstrip discontinued as of August 2021. Use [current weatherstrip](#) as replacement.

Weatherstrip - Stationary / Meeting Stile (1982 to June 2000) Ref. No. 3 [page 24](#) and [page 26](#)

Note:

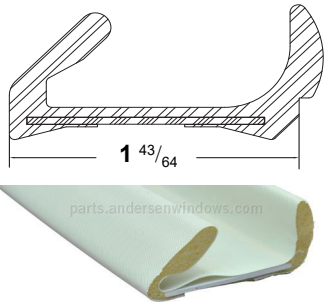
Sent with nails.
Used with .825 and 1" glazing bead on HP/Low-E tempered glass that is typically 3/4" thick.
Used with both 1" and 5/8" operating meeting stile weatherstrip [page 42](#).

	Size	Length	White	Terratone	Sandtone
	PS68: PS5, PS510	75 7/16	N/A	N/A	N/A
	PS611: PS6, PS8	79 5/16	N/A	N/A	N/A

Weatherstrip - Stationary / Lock Stile / 3-Panel (1982 to 1998)



Note:

Sent with nails.
Used with operating meeting stile weatherstrip [page 42](#).
Has a 6" notch for 3 panel locking hardware [page 99](#).
No longer available as of August of 2021.

	Size	Length	White	Terratone	Sandtone
	PS611: PS9, PS12	79 5/16	N/A	N/A	N/A

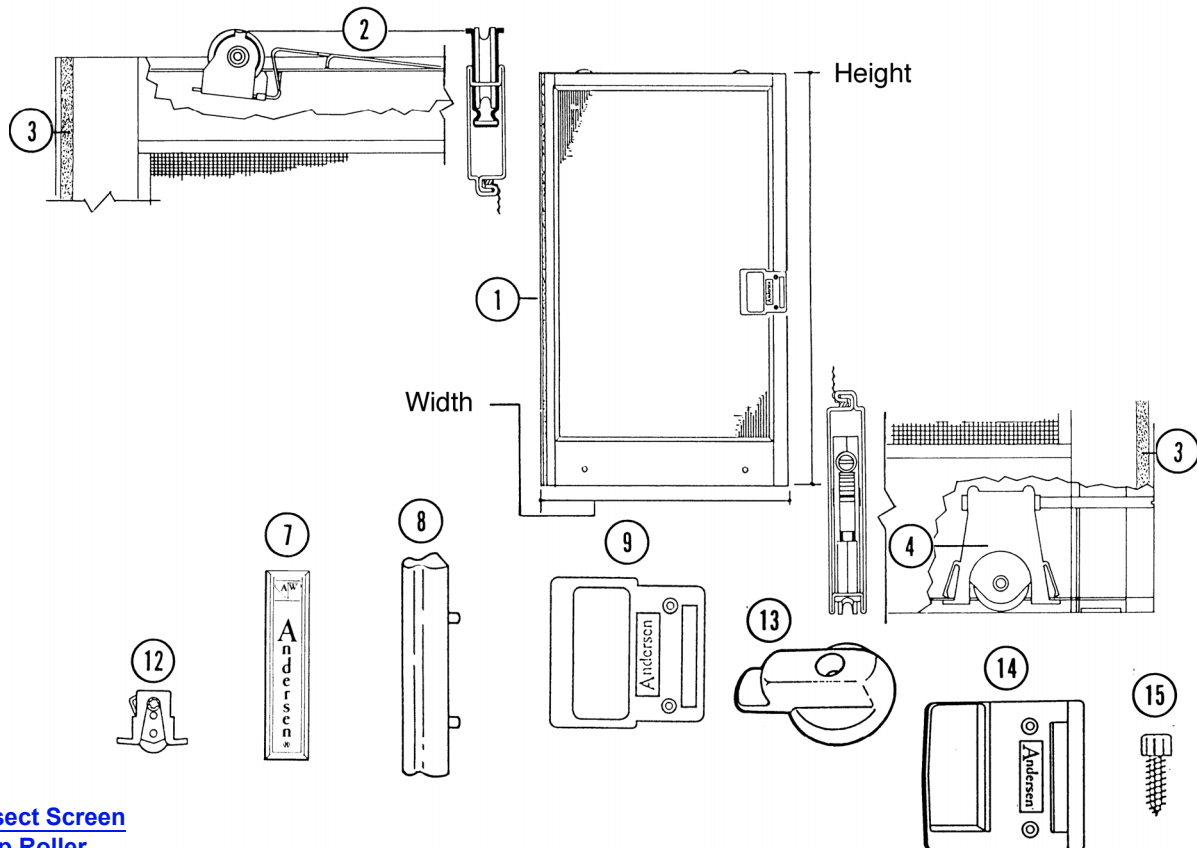
Blinds Between the Glass Components

Operator - Blinds Between the Glass

Tilt Adjustment	Height Adjustment	Unit No.	Type	Length	Order No.
		All	Tilt	2 7/8	9139535
			Height	3 15/16	9139534

Insect Screens

Insect Screen Graphic - 2-Panel (1991 to Present)



1. [Insect Screen](#)
2. [Top Roller](#)
3. [Bug Seal Pile Weatherstrip](#)
4. [Bottom Roller](#)
7. [Logo Plate](#)
8. [Exterior Screen Handle](#)
9. [Interior Insect Screen Handle](#)
12. [Bottom Roller - 1982 to 1991](#)
13. [Insect Screen Lock](#)
14. [Inside Insect Screen Handle - 1982 to 1991](#)
15. [Insect Screen Lock Hole Plug - Fillister Head](#)

Manufactured 1991 to Present

Perma-Shield® Gliding Insect Screen - 2-Panel

Unit viewed from interior.

200 Series Perma-Shield® Gliding Doors (1982 to Present)

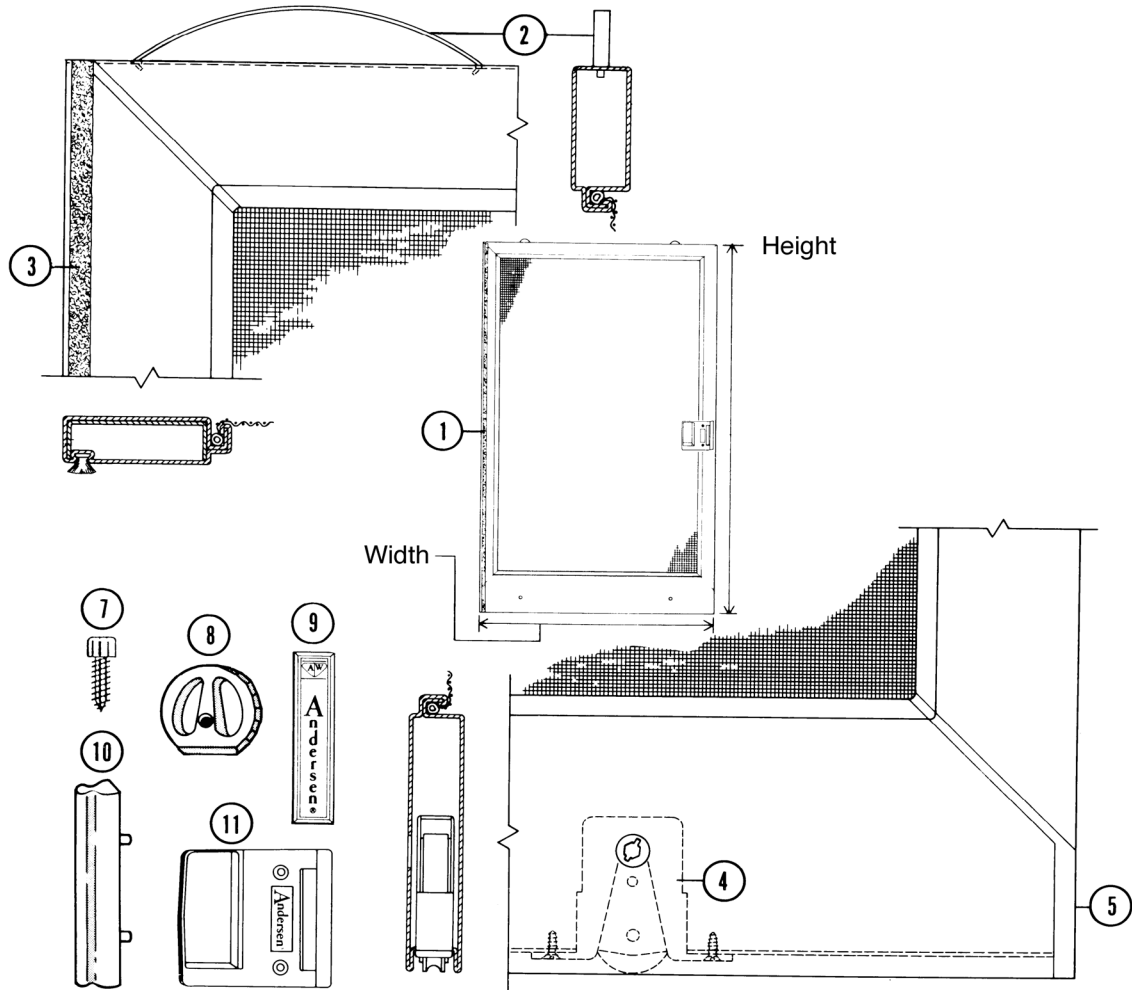
2-Panel, 3-Panel and Sidelights

Insect Screens

Insect Screen Graphic - 2-Panel (1982 to 1991)

Note:

Most replacement parts are available.



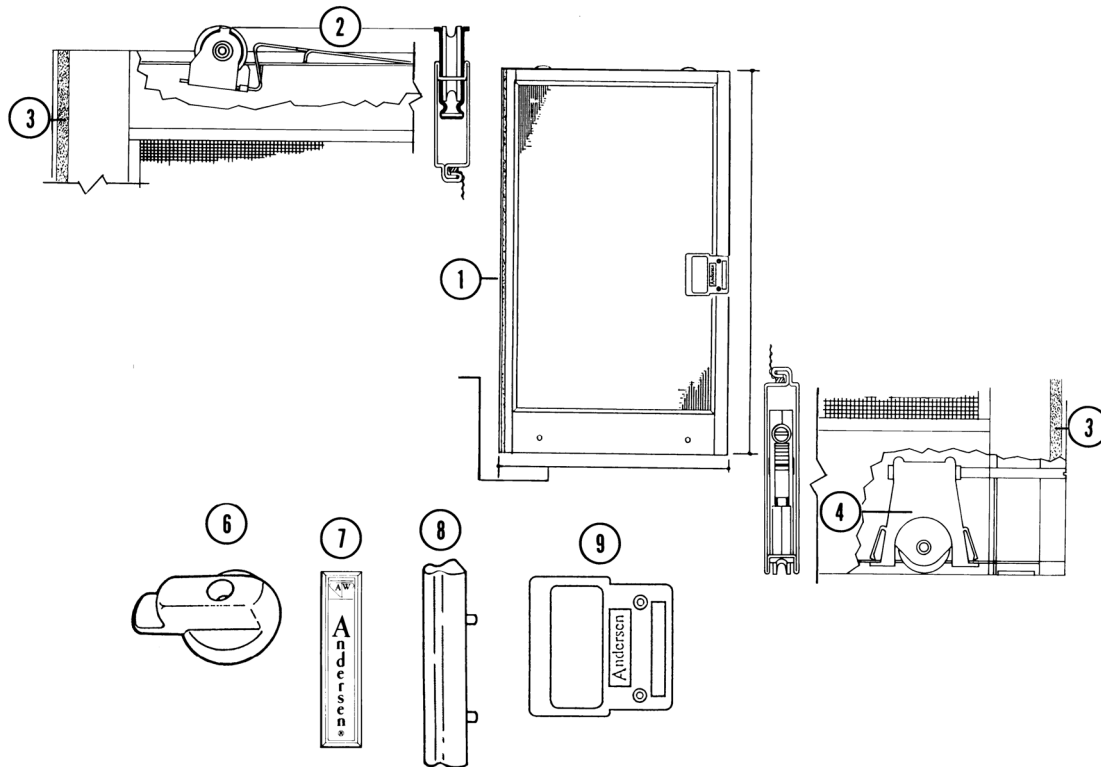
1. [Insect Screen \(Replace with Current\)](#)
2. [Top Rail Spring](#)
3. [Bug Seal Pile Weatherstrip](#)
4. [Bottom Roller - 1982 to 1991](#)
5. Bottom Rail End Cap
7. [Insect Screen Lock Hole Plug - Fillister Head](#)
8. [Insect Screen Lock](#)
9. [Logo Plate](#)
10. [Exterior Screen Handle](#)
11. [Inside Insect Screen Handle - 1982 to 1991](#)

Manufactured 1982 to 1991
Perma-Shield® Gliding Insect Screen - 2-Panel

Unit viewed from interior.

Insect Screens

Insect Screen Graphic - 3-Panel (1991 to 1998)



1. [Insect Screen \(Replace with Current\)](#)
2. [Top Roller](#)
3. [Bug Seal Pile Weatherstrip](#)
4. [Bottom Roller](#)
6. [Insect Screen Lock](#)
7. [Logo Plate](#)
8. [Exterior Screen Handle](#)
9. [Interior Insect Screen Handle](#)

Manufactured 1991 to 1998

Perma-Shield® Gliding Insect Screen - 3-Panel

Unit viewed from interior.

200 Series Perma-Shield® Gliding Doors (1982 to Present)

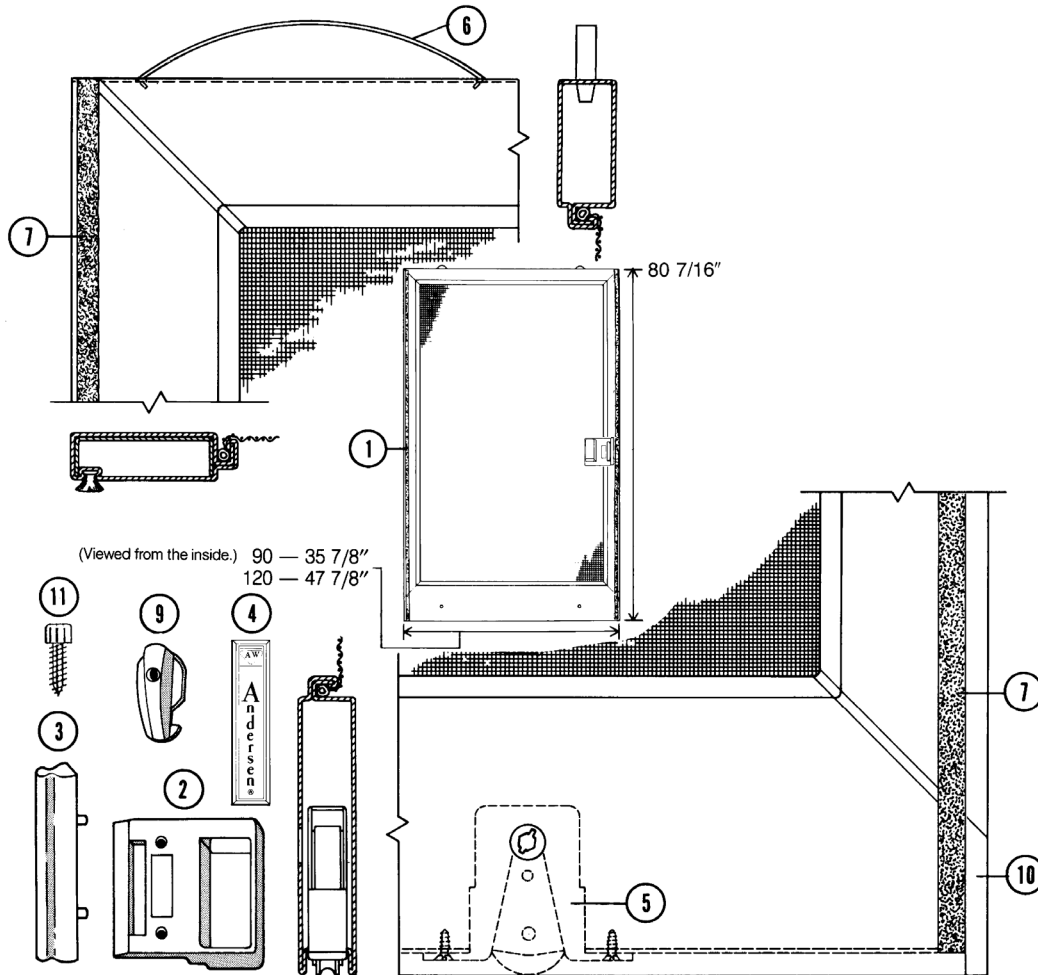
2-Panel, 3-Panel and Sidelights

Insect Screens

Insect Screen Graphic - 3-Panel (1982 to 1991)

Note:

Most replacement parts are available.



1. [Insect Screen \(Replace with Current\)](#)
2. [Inside Insect Screen Handle - 1982 to 1991](#)
3. [Exterior Screen Handle](#)
4. [Logo Plate](#)
5. [Bottom Roller - 1982 to 1991](#)
6. [Top Rail Spring](#)
7. [Bug Seal Pile Weatherstrip](#)
9. [Insect Screen Lock](#)
10. Bottom Rail End Cap
11. [Insect Screen Lock Hole Plug - Fillister Head](#) Screw

Manufactured 1982 to 1991

Perma-Shield® Gliding Insect Screen - 3-Panel

Unit viewed from interior.

Insect Screens

Gliding Insect Screens - Universal

Note:

See [Accessory Guide 0001666](#). See [Installation/Adjustment Video](#).

Insect Screen - Gliding

Note:

Complete insect screen for 1982 to 1991 vintage is no longer available. Replace with 1991 to present vintage insect screens. Replacement screens ship with top and bottom rollers and hardware. Some screen sizes are used in multiple gliding door product lines and may not utilize consistent descriptions. Gliding insect screen for custom sized doors are made to order. See iQ+ for additional detail. Product ID label is located on top edge of operating panel.

To order, state:

1. Description of part (Gliding Insect Screen)
2. Quantity
3. Product ID (from product label, see [Service Guide 9051877](#))
4. Options Desired (if different than original product)

Gliding Insect Screens - Universal

Unit No.	iQ+ Description	Dimension	White	Terratone	Sandtone	Canvas	Dark Bronze	Black
PS5	PD2668	29 1/2 × 77 9/16	1974128	2601022	0900202	9134443	9134447	9134451
PS510	PS510	35 1/8 × 77 9/16	2505930	2601026	0900206	9134444	9134448	9134452
PS6180	PD3080	35 1/2 × 93 9/16	2576022	2666022	0910114	9138817	9138825	9138809
PS6	PS6/9	35 7/8 × 80 7/16	1974130	2601030	0900210	9134445	9134449	9134453
PS8180	PD4080	47 1/2 × 93 9/16	2565328	2650328	0910116	9138815	9138823	9138807
PS8	PS8/12	47 7/8 × 80 7/16	1974138	2601034	0900214	9134446	9134450	9134454

200 Series Perma-Shield® Gliding Doors (1982 to Present)

2-Panel, 3-Panel and Sidelights

Insect Screens

Gliding Insect Screen Hardware

Note:

See [Accessory Guide 0001666](#). Stone hardware used on sandtone and terratone units.

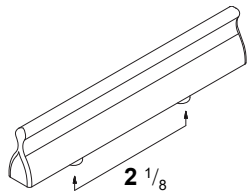

Hardware Package - Insect Screen / 2-Panel

	<p>Package Includes: (1) logo plate (1) interior pull (1) exterior pull (2) 6 x 5/8" screws (2) 6 x 1" screws</p>	Finish	Order No.
		Stone	2650504
		White	1997230
		Forest Green	1262834
		Canvas	9071957
		Dark Bronze	9071958
		Black	9129847


Pull - Insect Screen / Universal / 2 and 3 Panel / Interior (1982 to Present)

		Finish	Order No.
		Stone	1997194
		White	1997306
		Forest Green	1267818
		Canvas	9002044
		Dark Bronze	9021327
		Black	9002046


Pull - Exterior / Universal / Gliding / 2- and 3-Panel

		Finish	Order No.
		Stone	1997195
		White	1997307
		Forest Green	1267819
		Canvas	9002038
		Dark Bronze	9021357
		Black	9002040


Logo Plate with Screws - Insect Screen / Gliding / 2- and 3-Panel



		Finish	Order No.
		Stone	2641206
		White	1997197
		Forest Green	1262841
		Canvas	9002050
		Dark Bronze	9020350
		Black	9002052


Door Latch with Screw - Insect Screen / Gliding / 2- and 3-Panel

		Finish	Order No.
		Stone	0924602
		White	2579551
		Forest Green	1267822
		Canvas	By description
		Dark Bronze	By description
		Black	By description

Insect Screens

Screw - Insect Screen / Gliding / Lock Fillister / Head (1987-1991)		
	Note: Screw for door latch	Order No.
		2573636


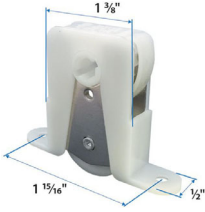
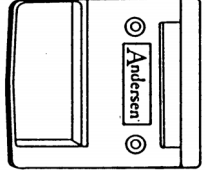


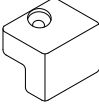
Insect Screen Wheel Assembly (1991 to Present)			
 <p>Upper</p>  <p>2 13/16" Lower</p>	Note: Need two (2) per insect screen. See Replacement/Adjustment Video .	Upper	Lower
		1997063	1997310

Bug Seal - Insect Screen / Gliding		
	Note: Order by the foot. Used to replace gliding screen weatherstrip.	Order No.
		2579073

200 Series Perma-Shield® Gliding Doors (1982 to Present)

2-Panel, 3-Panel and Sidelights


Insect Screens

Vintage Gliding Insect Screen Hardware			
Spring - Insect Screen / Gliding / Upper Rail (1982 to 1991)			
	Note: Need two (2) per insect screen.	Order No.	
		1997196	
Roller - Insect Screen / Gliding / Lower (1982 to 1991)			
	Note: Need two (2) per insect screen.	Order No.	
		1274104	
Screw - Lower Roller/ Gliding Insect Screen (1982 to 1991)			
	Note: Need two (2) per roller.	Order No.	
		3620400	
Handle - Insect Screen / Gliding / Interior / 2- and 3-Panel (1982 to 1991)			
	Note: Use current insect screen pull page 49	Finish	Order No.
		Stone	NA
		White	NA
Door Lock - Insect Screen / Gliding (1987-1991)			
		Finish	Order No.
		Stone	1997192
		White	2573866
Lock with Screws - Insect Screen / Gliding / Universal / 3-Panel (1981 to 1992)			
		Finish	Order No.
		Stone	1997193
		White	1997305
Bumper with Screws - Insect Screen / Gliding / Sill / 3-Panel			
		Color	Order No.
		Gray	2640010
		White	1997204

Insect Screens

Rescreening Kit - Insect Screen

Rescreening Kit - Insect Screen

	<p>Note: One size fits all doors.</p>	<p>Order No.</p>
	<p>Kit Includes: (2) Polyethylene splines (large and small) (1) Fiberglass insect screen cloth (1) Wood spacer bar (1) Spline roller</p> <p>See Service Guide 0001667. See Service Video.</p>	<p>1274712</p>

200 Series Perma-Shield® Gliding Doors (1982 to Present)

2-Panel, 3-Panel and Sidelights

Insect Screens

Retractable Insect Screens <i>(April 2024 - Present)</i>									
Note: See Installation/Accessory Guide (single).									
Insect Screen - Retractable / Single <i>(April 2024 - Present)</i>									
Unit No.	Size (w x h)	White		Terratone®		Sandtone		Forest Green	
		Left	Right	Left	Right	Left	Right	Left	Right
50	PS510								
	PD5068	59 1/4 x 79 1/2	9202502	9202503					
	PD50611								
	PD5080								
511	PD51168	70 1/2 x 79 1/2	9202482	9202483	9202494	9202495	9202498	9202499	
60	PD6068								
	PD60611								
80	PD6080								
	PD8068								
	PD80611								
	PD8080								
Insect Screen - Retractable / Single <i>(April 2024 - Present)</i>									
Unit No.	Size (w x h)	Dark Bronze		Black					
		Left	Right	Left	Right				
50	PS510								
	PD5068								
	PD50611								
	PD5080								
511	PD51168	70 1/2 x 79 1/2	9202486	9202487	9202490	9202491			
60	PD6068								
	PD60611								
80	PD6080								
	PD8068								
	PD80611								
	PD8080								

Insect Screens

Vintage Retractable Insect Screens (June 2007 - April 2024)

Note:

See [Accessory Guide 0005478](#).

Vintage Insect Screen - Retractable (June 2007 to April 2024)

Unit No.	White		Terratone		Sandtone	
	Left	Right	Left	Right	Left	Right
PS510	2517682	1900004	2641756	2641740	0900176	0900160
PD5068/PS5	2517673	1900001	2641747	2641737	0900167	0900157
PD50611	2517674	1900002	2641748	2641738	0900168	0900158
PD5080	2517675	1900003	2641749	2641739	0900169	0900159
PD6068	2517676	1900005	2641750	2641741	0900170	0900161
PD60611	2517677	1900006	2641751	2641742	0900171	0900162
PD6080	2517678	1900007	2641752	2641743	0900172	0900163
PS61611	1900015	1900011	2641761	2641757	0900181	0900177
PS6180	1900016	1900012	2641762	2641758	0900182	0900178
PD8068	2517679	1900008	2641753	2641744	0900173	0900164
PD80611	2517680	1900009	2641754	2641745	0900174	0900165
PD8080	2517681	1900010	2641755	2641746	0900175	0900166
PS81611	1900017	1900013	2641763	2641759	0900183	0900179
PS8180	1900018	1900014	2641764	2641760	0900184	0900180
Unit No.	Canvas		Dark Bronze		Black	
	Left	Right	Left	Right	Left	Right
PS510	9088443	9088408	9088452	9088427	9129868	9129852
PD5068/PS5	9088415	9088405	9088434	9088424	9129859	9129849
PD50611	9088416	9088406	9088435	9088425	9129860	9129850
PD5080	9088417	9088407	9088436	9088426	9129861	9129851
PD6068	9088418	9088409	9088437	9088428	9129862	9129853
PD60611	9088419	9088410	9088438	9088429	9129863	9129854
PD6080	9088420	9088411	9088439	9088430	9129864	9129855
PS61611	9088448	9088444	9088457	9088453	9129873	9129869
PS6180	9088449	9088445	9088458	9088454	9129874	9129870
PD8068	9088421	9088412	9088440	9088431	9129865	9129856
PD80611	9088422	9088413	9088441	9088432	9129866	9129857
PD8080	9088423	9088414	9088442	9088433	9129867	9129858
PS81611	9088450	9088446	9088459	9088455	9129875	9129871
PS8180	9088451	9088447	9088460	9088456	9129876	9129872

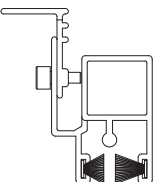
200 Series Perma-Shield® Gliding Doors (1982 to Present)

2-Panel, 3-Panel and Sidelights

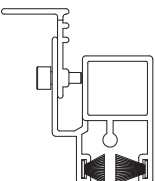
Insect Screens

Vintage Retractable Insect Screen Parts (June 2007 - April 2024)

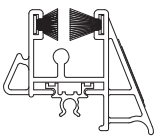
Vintage Track - Top / Assembly / Insect Screen / Retractable (June 2007 to April 2024)

	Unit No.	Length	White		Terratone		Sandtone	
			Left	Right	Left	Right	Left	Right
			PD50	28 ³ / ₈	2562467	2562461	2605180	2605174
PS510	33 ¹⁵ / ₁₆	1994328	1994322	2605183	2605177	0916068	0916062	
PS6	34 ³ / ₄	1994329	1994323	2605184	2605178	0916069	0916063	
PS8	46 ³ / ₄	1994330	1994324	2605185	2605179	0916070	0916064	

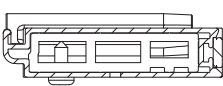
Vintage Track - Top / Assembly / Insect Screen / Retractable (continued) (June 2007 to April 2024)

	Unit No.	Length	Canvas		Dark Bronze		Black	
			Left	Right	Left	Right	Left	Right
			PD50	28 ³ / ₈	OBD	OBD	OBD	OBD
PS510	33 ¹⁵ / ₁₆	9077741	9077738	9077792	9077789	9129984	9129981	
PS6	34 ³ / ₄	9077742	9077739	9077793	9077790	9129985	9129982	
PS8	46 ³ / ₄	9077743	9077740	9077794	9077791	9129986	9129983	


Vintage Track - Bottom / Insect Screen / Retractable (June 2007 to April 2024)

	Unit No.	Length	Order No.	
			Left	Right
			PD50	28 ³ / ₈
PS510	33 ¹⁵ / ₁₆	1994325	1994319	
PS6	34 ³ / ₄	1994326	1994320	
PS8	46 ³ / ₄	1994327	1994321	

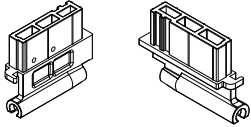
Vintage Slide Bar - Assembly / Insect Screen / Retractable (June 2007 to April 2024)

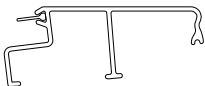
	Unit No.	Length	White		Terratone		Sandtone	
			Left	Right	Left	Right	Left	Right
			PD68	74 ¹ / ₂	2562434	2562431	2605168	2605165
PD611	77 ³ / ₈	2562435	2562432	2605169	2605166	0916054	0916051	
PD80	90 ¹ / ₂	2562436	2562433	2605170	2605167	0916055	0916052	

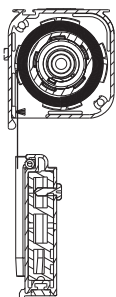
Vintage Slide Bar - Insect Screen / Retractable (June 2007 to April 2024)


	Unit No.	Length	White		Terratone		Sandtone	
			Left	Right	Left	Right	Left	Right
			PD68	74 ¹ / ₂	2562425	2562498	2605162	2605186
PD611	77 ³ / ₈	2562426	2562499	2605163	2605187	0916048	0916072	
PD80	90 ¹ / ₂	2562427	2562501	2605164	2605188	0916049	0916073	

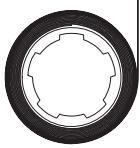
Insect Screens

Vintage Slide Body - Insect Screen / Retractable (June 2007 to April 2024)				
 <p>Left Right</p>	Note: A left hand screen will use a left hand slide body on the sill and a right hand slide body on the head.	Color	Left	Right
		White	2562449	2562450
		Terratone	2605171	2605172
		Sandtone	0916057	0916056

Vintage Filler - Bottom Track with Sill Sweep / Insect Screen / Retractable (June 2007 to April 2024)			
	Unit No.	Length	Order No.
	PD50	26 1/2	2562422
	PS510	32 1/8	1994316
	PS6	32 7/8	1994317
	PS8	44 1/2	1994318

Vintage Canister - Assembly / Insect Screen / Retractable (June 2007 to April 2024)							
	Unit No.	White		Terratone		Sandtone	
		Left	Right	Left	Right	Left	Right
	GD5068/6068	2562361	2562355	2605144	2605138	0916029	0916023
	FWG50611/60611	2562363	2562357	2605146	2605140	0916031	0916025
	FWG5080/6080	2562365	2562359	2605148	2605142	0916033	0916027
	FWG8068	2562362	2562356	2605145	2605139	0916030	0916024
	FWG80611	2562364	2562358	2605147	2605141	0916032	0916026
	FWG8080	2562366	2562360	2605149	2605143	0916034	0916028

Vintage Canister - Insect Screen / Retractable (June 2007 to April 2024)								
	Unit No.	Length	White	Terra-tone	Sand-tone	Canvas	Dark Bronze	Black
	PD68	76 1/2	2562349	2605135	0916020	9077744	9077795	9129765
	PD611	79 3/8	2562350	2605136	0916021	9077745	9077796	9129766
	PD80	92 1/2	2562351	2605137	0916022	9077746	9077797	9129767

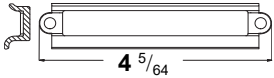
Vintage Insect Screen Cloth with Core - Insect Screen / Retractable (June 2007 to April 2024)					
	Note: Handed same as unit assembly.	Unit No.	Length	Left	Right
		PD6068	76 1/4	2562403	2562518
		PD60611	79 1/4	2562404	2562519
		PD6080	92 1/4	2562405	2562520
		PD8068	76 1/4	2562406	2562521
		PD80611	79 1/4	2562407	2562522
		PD8080	92 1/4	2562408	2562523

200 Series Perma-Shield® Gliding Doors (1982 to Present)

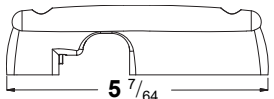
2-Panel, 3-Panel and Sidelights

Insect Screens

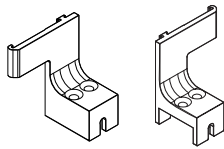
Vintage Handle with Screws - Inside / Insect Screen / Retractable *(June 2007 to April 2024)*

		Color	Unit No.
		White	2562391
		Terratone	2605153
		Sandtone	0916038
		Canvas	9017186
		Dark Bronze	9021286
		Black	9017188


Vintage Handle with Screws - Outside / Insect Screen / Retractable *(June 2007 to April 2024)*

		Color	Unit No.
		White	2562390
		Terratone	2605152
		Sandtone	0916037
		Canvas	9017192
		Dark Bronze	9021287
		Black	9017194

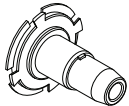
Vintage Cassette Retainer with Screws - Insect Screen / Retractable *(June 2007 to April 2024)*

 <p style="text-align: center; margin-top: 5px;">Left Right</p>	<p>Note: The cassette retainer is referred to as cannister brackets in installation instructions. RH unit uses RH bracket on sill and LH bracket on head.</p>	Color	Left	Right
		White	2562401	2562402
		Terratone	2605157	2605156
		Sandtone	0916041	0916042
		Canvas	9077760	9077761
		Dark Bronze	9077811	9077812
		Black	9129940	9129941

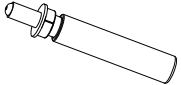
Vintage Spline - Insect Screen / Retractable

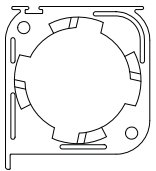
		Order No.
		2562452

Vintage Spindle - End Cap / Insect Screen / Retractable

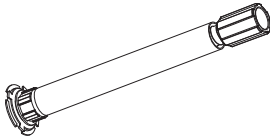
		Order No.
		2562451

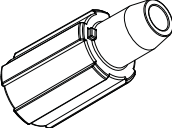
Insect Screens

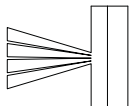
Vintage Dampener - Insect Screen / Retractable		
		White
		2562379

Vintage Canister - End Cap - Insect Screen / Retractable <i>(June 2007 to April 2024)</i>				
		Color	Left	Right
		White	2562380	2562381
		Terratone	2605150	2605151
		Sandtone	0916035	0916036
		Canvas	9017158	9017164
		Dark Bronze	9021284	9021285
		Black	9017160	9017166

Vintage Magnet - Side Bar (Pair) - Insect Screen / Retractable <i>(June 2007 to April 2024)</i>		
	Note: Includes one side jamb magnet and one slide bar magnet. Comes as 80 height and cut to size as necessary.	Order No.
		2573137

Vintage Spring - Tension - Insect Screen / Retractable <i>(June 2007 to April 2024)</i>		
		Order No.
		2562456

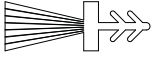


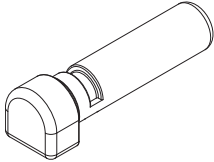
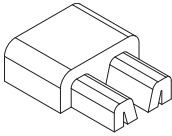
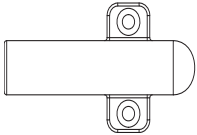

Vintage Spring Tensioner - Insect Screen / Retractable <i>(June 2007 to April 2024)</i>		
		Order No.
		2562454

Vintage Weatherstrip Pile - Interior Canister - Insect Screen / Retractable <i>(June 2007 to April 2024)</i>		
		Order No.
		2562497

200 Series Perma-Shield® Gliding Doors (1982 to Present)

2-Panel, 3-Panel and Sidelights

Insect Screens

Vintage Bug Pile - Barb Spacer / Insect Screen / Retractable <i>(June 2007 to April 2024)</i>			
		Unit No.	Order No.
		PD80	2562340
Vintage Bug Pile - Head and Sill Track Kit / Insect Screen / Retractable <i>(June 2007 to April 2024)</i>			
		Unit No.	Order No.
		PD80	2562341
Vintage Bug Pile - Slide Bar Kit / Insect Screen / Retractable <i>(June 2007 to April 2024)</i>			
		Unit No.	Order No.
		PD80	2562342
Vintage Bumper - Insect Screen / Retractable <i>(June 2007 to April 2024)</i>			
		White	Gray
		2562343	2562344
Vintage Bumper - Stop Extension / Insect Screen / Retractable <i>(June 2007 to April 2024)</i>			
		White	Gray
		2562345	2562346
Vintage Bumper Housing - Insect Screen / Retractable <i>(June 2007 to April 2024)</i>			
	Note: 2 1/4" long Note: Installation instructions refer to this part as a "damper".	Color	Unit No.
		White	2562395
		Terratone	2605155
		Sandtone	0916040
		Canvas	9017259
Dark Bronze	9021293		
Vintage Bushing - Insect Screen / Retractable <i>(June 2007 to April 2024)</i>			
		Order No.	
		2562347	

Insect Screens

Vintage Stud/Bolt - Insect Screen / Retractable (June 2007 to April 2024)		
	Color	Unit No.
	White	2562455
	Terratone	2605173
	Sandtone	0916058

Vintage Hardware Pack - Insect Screen / Retractable (June 2007 to April 2024)		
	Color	Unit No.
Pack Includes: (1) Bumper - panel stop extension (1) Passive handle (2) Housing dampeners (1) Interior handle (2) Bumpers - finger pinch (2) Tapped studs (1) Retainer cassette, left (1) Retainer cassette, right1 - Sill anchor (5) Screws - 8 -11 x 1 vinyl thread #7 pan head Phillips (4) Screws - 6-20 x .38 sheet metal screws (2) 8-32 1.5 SS PN DH Phillips machine screws (1) 8-32 x .5 SS flat HD Phillips (2) 8-18 x 1.5 SS flat HD Phillips	White	2562392
	Terratone	2605154
	Sandtone	0916039
	Canvas	9077759
	Dark Bronze	9077810
	Black	9129848

Vintage Vintage Screw - Insect Screen / Retractable (June 2007 to April 2024)			
	Description	Color	Order No.
	8-32 x 1/2 PH FL	White	2562414
		Terratone	2605158
		Sandtone	0916043
		Canvas	OBD
		Dark Bronze	OBD
		Black	OBD

Vintage Screw - Insect Screen / Retractable (June 2007 to April 2024)			
	Description	Color	Order No.
	6-20 x 3/8 PH PAN	White	2562417
		Terratone	2605159
		Sandtone	0916044
		Canvas	OBD
		Dark Bronze	OBD
		Black	OBD

Vintage Screw (June 2007 to April 2024)			
	Description	Color	Order No.
	8 x 1 PH PAN	White	2562419
		Terratone	2605160
		Sandtone	0916045
		Canvas	OBD
		Dark Bronze	OBD
		Black	OBD

200 Series Perma-Shield® Gliding Doors (1982 to Present)

2-Panel, 3-Panel and Sidelights

Insect Screens

Vintage Screw - Insect Screen / Retractable <i>(June 2007 to April 2024)</i>			
	Description	Color	Order No.
	8-32 x 1 1/2 PH PAN SS	White	2562420
		Terratone	2605161
		Sandtone	0916046
Vintage Screw - Anchor / Sill / Insect Screen / Retractable <i>(June 2007 to April 2024)</i>			
		Gray	2562339
Vintage Screw - Insect Screen / Retractable <i>(June 2007 to April 2024)</i>			
	Description	Order No.	
	6-32 x 1/2 PH FL TYP F	2562412	
Vintage Screw - Insect Screen / Retractable <i>(June 2007 to April 2024)</i>			
	Description	Order No.	
	8 x 1 1/2 PH FL	2562413	
Vintage Screw - Insect Screen / Retractable <i>(June 2007 to April 2024)</i>			
	Description	Order No.	
	8-18 x 1 1/2 PH PAN SS	2562421	

Insect Screens

Vintage Retractable Insect Screens *(August 2003 - May 2007)* *(August 2003 to May 2007)*

Vintage Insect Screen - Retractable *(August 2003 to May 2007)*

Note: Use current as replacement.	Unit No.	White	Terratone	Sandtone
	GD5	N/A	N/A	N/A
	GD510	N/A	N/A	N/A
	GD6/9	N/A	N/A	N/A
	GD6180	N/A	N/A	N/A
	GD8180	N/A	N/A	N/A

Vintage Retractable Insect Screen Parts *(August 2003 - May 2007)* *(August 2003 to May 2007)*

Vintage Track with Screws - Insect Screen / Retractable / Top *(August 2003 to May 2007)*

	Unit No.	White	Terratone	Sandtone
	GD50	2573142	2652841	0912647
	GD510	2573143	2652842	0912648
	GD60	2573144	2652843	0912649
	GD80	2573145	2652844	0912650

200 Series Perma-Shield® Gliding Doors (1982 to Present)

2-Panel, 3-Panel and Sidelights

Insect Screens

Vintage Track with Screws - Insect Screen / Retractable / Bottom <i>(August 2003 to May 2007)</i>		
	Unit No.	Order No.
	GD50	2573138
	GD510	2573139
	GD60	2573140
	GDG80	2573141

Vintage Filler with Sill Sweep - Insect Screen / Retractable / Bottom <i>(August 2003 to May 2007)</i>		
	Unit No.	Order No.
	GD50	2573146
	GD510	2573147
	GD60	2573148
	GD80	2573149

Vintage Retractable Slide Bar - Insect Screen / Retractable <i>(August 2003 to May 2007)</i>				
	Unit No.	White	Terratone	Sandtone
	GD68	2573133	2652835	0912642
	GD611	2573134	2652836	0912643
	GD80	2573135	2652837	0912644

Vintage Canister - Insect Screen / Retractable <i>(August 2003 to May 2007)</i> Ref No. 1 page 62				
	Unit No.	White	Terratone	Sandtone
	GD68	2573130	2652832	0912639
	GD611	2573131	2652833	0912640
	GD80	2573132	2652834	0912641

Vintage Cloth with Core - Insect Screen / Retractable <i>(August 2003 to May 2007)</i> Ref No. 4 page 62		
	Unit No.	Order No.
	GD68	2573151
	GD611	2573152
	GD80	2573153

Vintage Handle with Screws - Insect Screen / Retractable / Inside <i>(August 2003 to May 2007)</i> Ref No. 2 page 62		
	Color	Order No.
	White	2573136
	Terratone	2652839
	Sandtone	0912646

Vintage Handle with Screws - Insect Screen / Retractable / Outside <i>(August 2003 to May 2007)</i> Ref No. 2 page 62		
	Color	Order No.
	White	2562838
	Terratone	2652838
	Sandtone	0912645

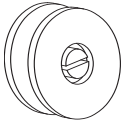
Insect Screens

Vintage Retainer with Screws - Insect Screen / Retractable <i>(August 2003 to May 2007)</i>		
	Color	Order No.
	White	2573154
	Terratone	2652845
	Sandtone	0912651

Vintage Canister End Cap - Insect Screen / Retractable (Pair) <i>(August 2003 to May 2007)</i> Ref No. 3 page 62		
	Color	Order No.
	White	N/A
	Terratone	2652831
	Sandtone	0912638

Vintage Side Bar Magnet- Insect Screen / Retractable <i>(August 2003 to May 2007)</i>		
	Unit No.	Order No.
	PS80	2573137

Vintage Tension Spring Assembly- Insect Screen / Retractable <i>(August 2003 to May 2007)</i> Ref No. 3 page 62		
	Unit No.	Order No.
	PS80	2573150

Vintage Guide- Insect Screen / Retractable <i>(August 2003 to May 2007)</i> Ref. No. 6 page 62		
	White	Gray
	2573369	NA

Vintage Retainer Assembly- Insect Screen / Retractable / Bottom Cassette <i>(August 2003 to May 2007)</i>	
	Order No.
	2573155

Vintage Screw - Insect Screen / Retractable / Anchor <i>(August 2003 to May 2007)</i>	
	Order No.
	2573156

Vintage End Cap - Slide Bar / Retractable Insect Screen <i>(August 2003 to May 2007)</i>	
	Order No.
	2573123

200 Series Perma-Shield® Gliding Doors (1982 to Present)

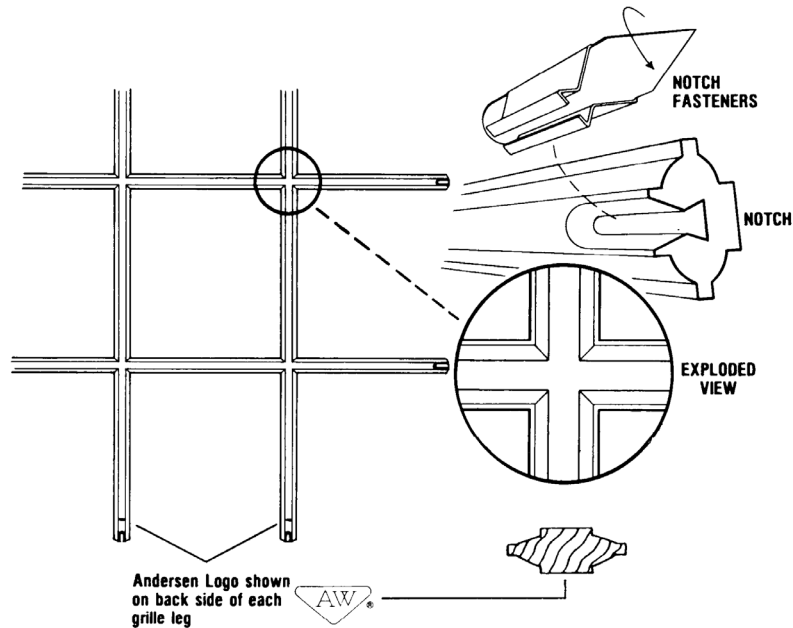
2-Panel, 3-Panel and Sidelights

Grilles

Interior Grilles

Note:

See [Accessory Guide 0005285](#). See [Interior Grille Installation Video](#). Grilles include fasteners.



Perma-Shield® Gliding Interior Grilles

Interior Grille - Colonial / 7/8" Wood / Prefinished Interior

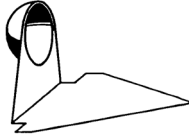
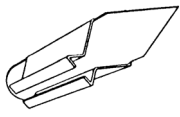
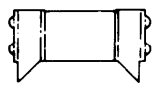
Note:

Current standard pattern colonial grilles use flat fastening clip, [page 66](#).
Graphic shows notch fastening clip, [page 66](#), used from 1985-1989.

Unit No.	Dimension	Exterior					
		White	Terratone	Sandtone	Canvas	Dark Bronze	Black
		Interior					
		White	Terratone	Sandtone	Canvas	Dark Bronze	Black
PS5	24 ¹⁵ / ₁₆ × 71 ¹ / ₈	1974246	2601148	0900302	9134362	9134368	9134374
PS510	30 ⁹ / ₁₆ × 71 ¹ / ₈	2506036	2601150	0900306	9134363	9134369	9134375
PS3/6/9	31 ⁵ / ₁₆ × 74	1974248	2601152	0900310	9134364	9134370	9134376
PS4/8/12	43 ⁵ / ₁₆ × 74	1974250	2601154	0900314	9134367	9134373	9134379
PS3080	31 ⁵ / ₁₆ × 87 ¹ / ₈	1974247	2601151	0900311	9134365	9134371	9134377
PS4080	43 ⁵ / ₁₆ × 87 ¹ / ₈	1974249	2601153	0900312	9134366	9134372	9134378

Grilles

f

Interior Grille Parts			
Grille Fastener (1989 to Present)			
	Note: May be referred to as flat fastening clip.	Order No.	
		1974312	
Notch Grille Fastener (1985-1989)			
		Color	Order No.
		White	1974310
		Terratone	2601210
		Sandtone	8154120
		Canvas	9131693
		Dark Bronze	9131694
Black	9131695		
Grille Fastener (1978 to April 1985)			
		Color	Order No.
		White	1974304
		Terratone	N/A
		Sandtone	N/A

200 Series Perma-Shield® Gliding Doors (1982 to Present)

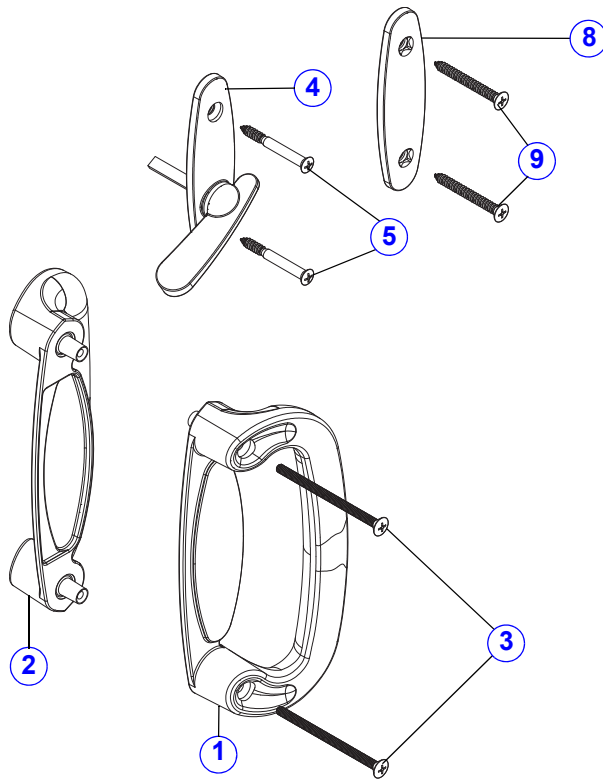
2-Panel, 3-Panel and Sidelights

Hardware

Hardware - Tribeca®

Note:

See [Accessory Guide 0005414](#). Trim set does **not** include [reachout lock/latch receiver](#). Consider ordering a new reachout lock/latch receiver kit when replacing your trim set.



1. [Interior Handle](#)
2. [Exterior Handle](#)
3. [#8 x 2 11/16" Oval Head Bolt](#)
4. [Latch Lever](#)
5. [#10-16 X 1-3/4", PH W/#8 Oval Head, Type AB Screw](#)
8. Cover Plate
(Not used with 200 Series PS Doors)
9. [#10 x 1 3/4" Oval Head Wood Screw](#)

Trim Set Hardware - Tribeca® / Interior and Exterior				
	Panels	Stone	White	Black
	2	2565696	2565694	9184666
	4	2565697	2565695	9184667
Trim Set Hardware - Tribeca® / Interior				
	Panels	Stone	White	Black
	2	2562078	2562076	9184664
	4	2562079	2562077	9184665
Trim Set Hardware - Tribeca® / Exterior				
	Panels	Stone	White	Black
	2	2562034	2562032	9184662
	4	2562035	2562033	9184663

Hardware

Handle - Tribeca® / Interior Ref. No. 1 page 67		
Note: Handles are sold assembled with escutcheon plates.	Finish	Order No.
	Stone	2573603
	White	2573602
	Black	9184677
Handle - Tribeca® / Exterior Ref. No. 2 page 67		
Note: Handles are sold assembled with escutcheon plates.	Finish	Order No.
	Stone	2573605
	White	2573604
	Black	9184678
Thumb Latch/Latch Lever - Tribeca® / Interior Lock Ref No.4 page 67		
Note: Ships with fasteners. See Latch Lever Replacement Video .	Finish	Order No.
	Stone	2573611
	White	2573609
	Black	9184679

200 Series Perma-Shield® Gliding Doors (1982 to Present)

2-Panel, 3-Panel and Sidelights

Hardware

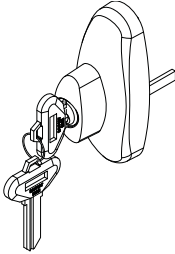
Lock Assembly with Keys - Tribeca®

Note:

Lock assemblies will have two (2) cut keys and two (2) 2 1/4" bolts [page 93](#).

Order keyed alike exterior locks in quantities needed.

See [Accessory Guide 0005196](#). See [Installation Video](#).

			Lock Assembly		Keyed Alike	
		Finish	Left	Right	Left	Right
		Stone	2573069	2573079	9056179	9056181
		White	2573068	2573078	9056178	9056180
		Black	9184674	9184675	9184693	9184694

Lock Assembly with Keys - Tribeca® / Exterior/ Keyed Alike Right-Hand and Left-Hand

Note:

Contains 1 right hand and 1 left hand assembly

Finish	Order No.
Stone	9056204
White	9056205
Black	9184695

Key Cylinder - Tribeca®

Note:


Tribeca® lock assembly has used a 6 pin cylinder since January of 2004.

Glass dates do not always represent the vintage of the lock assembly or the replacement key cylinder needed.

6 pin replacement cylinder are found on [page 93](#).

5 pin replacement cylinder are found on [page 96](#).

Bolt Package for Exterior Lock - Tribeca® (Pair) (2005 to Present)

		Length	Finish	Order No.
		2 1/4	Stone	2573648
		2 1/4	White	2573647

Lock Housing

Note:

Replace with entire exterior lock assembly.

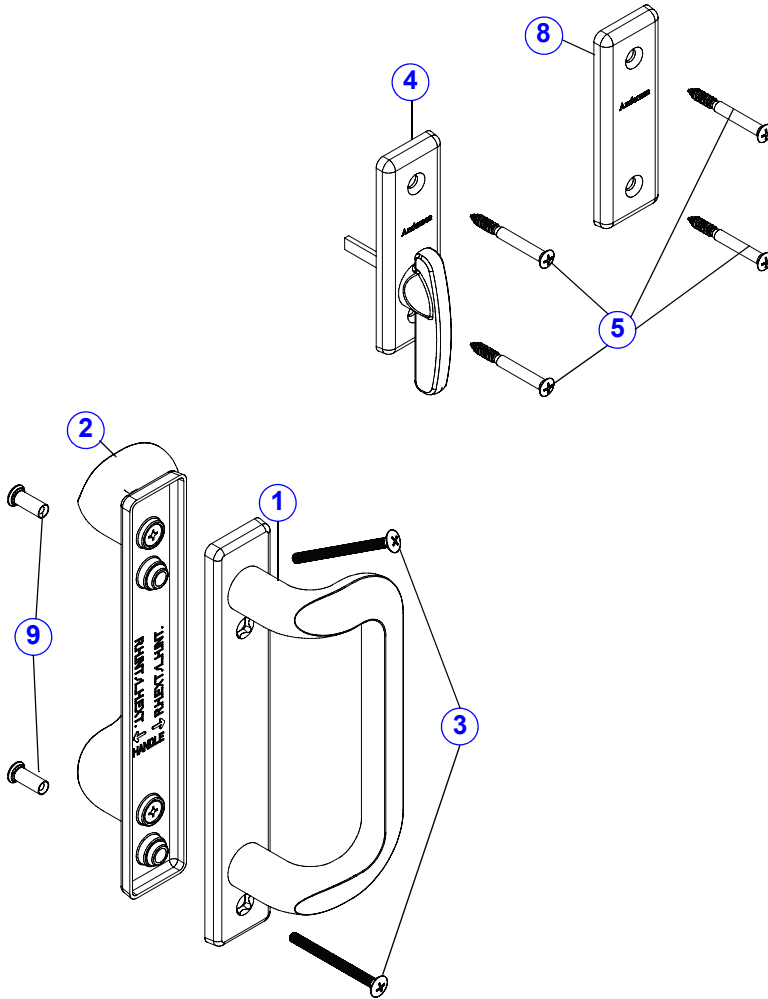
Stone	White
N/A	

Hardware

Hardware - Anvers®

Note:

See [Accessory Guide 0005414](#). Trim set does **not** include [reachout lock/latch receiver](#). Consider ordering a new reachout lock/latch receiver kit when replacing your trim set.



1. [Handle RH Interior/LH Exterior](#)
2. [Handle LH Interior/RH Exterior](#)
3. [#8 x 2" Oval Head Threaded Bolt](#)
4. [Latch Lever](#)
5. [#8 x 1 3/4" Oval Head Screw](#)
6. Cover Plate
(Not used with 200 Series PS Doors)
7. [Mounting Stud](#)

Anvers® Gliding Patio Door Hardware - 2-Panel Trim Set

Trim Set Hardware - Anvers® / Interior and Exterior

	Panels	Finish	Order No.
	2	Bright Brass	2565539
		Oil Rubbed Bronze*	2565543
		Satin Nickel*	2565541

200 Series Perma-Shield® Gliding Doors (1982 to Present)

2-Panel, 3-Panel and Sidelights

Hardware

Trim Set Hardware - Anvers® / Interior			
	Panels	Finish	Order No.
	2	Bright Brass	2562092
		Oil Rubbed Bronze	2562103
		Satin Nickel	2562109

Trim Set Hardware - Anvers® / Exterior			
	Panels	Finish	Order No.
	2	Bright Brass	2562048
		Oil Rubbed Bronze	2562066
		Satin Nickel	2562072

Handle - Anvers® Ref. No. 1 & 2 page 70			
Note: Handles are sold assembled with escutcheon plates.	Finish	Left Interior/ Right Exterior	Right Interior/ Left Exterior
	Bright Brass	2573219	2573220
	Oil Rubbed Bronze	2573221	2573222
	Satin Nickel	2573223	2573224

Thumb Latch / Latch Lever - Anvers® / Interior Lock Ref. No. 4 page 70		
	Finish	Order No.
Note: Ships with fasteners. See Latch Lever Replacement Video .	Bright Brass	2573239
	Oil Rubbed Bronze	2573240
	Satin Nickel	2573241

Screw Package - Trim Set / Anvers®
Note: Screw package is included in the shared hardware section page 91 .

Hardware

Lock Assembly with Keys - Anvers®						
<p>Note: Lock assemblies will have two (2) cut keys and two (2) 2 1/4" bolts page 93. Order keyed alike exterior locks with the number of locks need. See Accessory Guide 0005196.</p>						
	Finish	Lock Assembly		Keyed Alike		
		Left	Right	Left	Right	
		Bright Brass	2573269	2573090	9056172	9056175
		Oil Rubbed Bronze	2573270	2573091	9056173	9056176
Satin Nickel	2573271	2573092	9056174	9056177		

Lock Assembly with Keys - Anvers® / Exterior/ Keyed Alike Right-Hand and Left-Hand		
<p>Note: Contains 1 right hand and 1 left hand assembly</p>	Finish	Order No.
	Bright Brass	9056201
	Oil Rubbed Bronze	9056202
	Satin Nickel	9056203

Key Cylinder - Anvers®
<p>Note: Anvers® lock assembly uses a 6 pin replacement cylinder are found on page 93.</p>

Bolt Package - Anvers® / Exterior Lock
<p>Note: Bolt package is included in the current lock parts section page 93.</p>

Lock Housing - Anvers® / Exterior		
<p>Note: Replace with complete exterior lock assembly.</p>	Finish	Order No.
	Bright Brass	N/A
	Oil Rubbed Bronze	
	Satin Nickel	

200 Series Perma-Shield® Gliding Doors (1982 to Present)

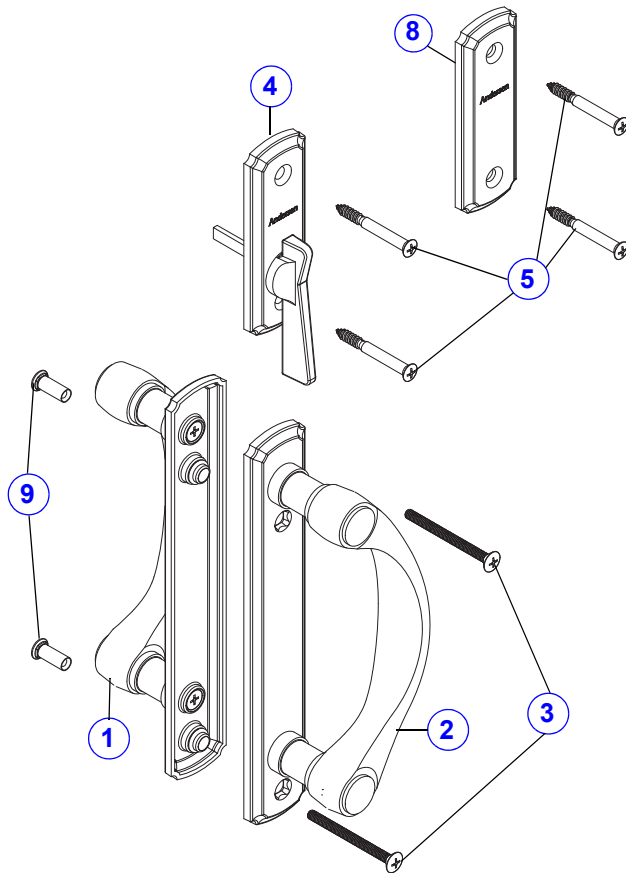
2-Panel, 3-Panel and Sidelights

Hardware

Hardware - Newbury®

Note:

See [Accessory Guide 0005414](#). Trim set does **not** include [reachout lock/latch receiver](#). Consider ordering a new reachout lock/latch receiver kit when replacing your trim set.



1. [Handle RH Interior/LH Exterior](#)
2. [Handle LH Interior/RH Exterior](#)
3. [#8 x 2" Oval Head Threaded Bolt](#)
4. [Latch Lever](#)
5. [#8 x 1 3/4" Oval Head Screw](#)
8. Cover Plate
(Not used with 200 Series PS Doors)
9. [Mounting Stud](#)

Newbury® Gliding Patio Door Hardware - Panel Trim Set

Trim Set Hardware - Newbury® / Interior and Exterior

	Panels	Finish	Order No.
	2	Antique Brass	2565686
		Brushed Chrome	2579748
		Chrome	2565688
		H.P. Brass	2565684
		Oil Rubbed Bronze	2579744
		Satin Nickel	2579435

Hardware

Trim Set Hardware - Newbury® / Interior			
	Panels	Finish	Order No.
	2	Antique Brass	2562082
		Brushed Chrome	N/A
		Chrome	N/A
		H.P. Brass	2562080
		Oil Rubbed Bronze	2562088
		Satin Nickel	2562090

Trim Set Hardware - Newbury® / 2-Panel / Exterior			
	Panels	Finish	Order No.
	2	Antique Brass	2562036
		Brushed Chrome	N/A
		Chrome	N/A
		H.P. Brass	2562038
		Oil Rubbed Bronze	2562044
		Satin Nickel	2562046

Handle - Newbury® Ref. No. 1 and 2 page 73			
Note: Handles are sold assembled with escutcheon plates. Current Antique Brass finish may not match previous vintages of Antique Brass.	Finish	Left Interior/ Right Exterior	Right Interior/ Left Exterior
	Antique Brass	2573593	2573596
	Brushed Chrome	N/A	2579944
	Chrome	N/A	2573595
	H.P. Brass	2573594	2573597
	Oil Rubbed Bronze	2579941	2579943
	Satin Nickel	2579433	2579434

Thumb Latch - Newbury® / Inside Lock Ref. No. 4 page 73		
Note: Ships with fasteners. See Latch Lever Replacement Video . Current Antique Brass finish may not match previous vintages of Antique Brass.	Finish	Order No.
	Antique Brass	2573599
	Brushed Chrome	2579950
	Chrome	2573598
	H.P. Brass	2573601
	Oil Rubbed Bronze	2579949
	Satin Nickel	2579425

Screw Package - Trim Set / Newbury®
Note: Screw package is included in the shared hardware section page 91 .

200 Series Perma-Shield® Gliding Doors (1982 to Present)

2-Panel, 3-Panel and Sidelights

Hardware

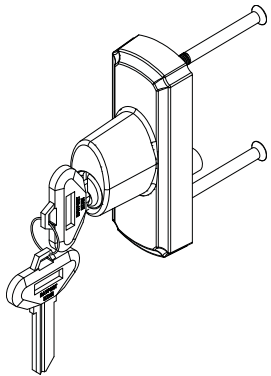
Lock Assembly with Keys - Newbury®

Note:

Lock assemblies will have two (2) cut keys and two (2) 2 1/4" bolts [page 93](#).

Order keyed alike exterior locks with the number of locks need.

See [Accessory Guide 0005196](#).

	Finish	Lock Assembly		Keyed Alike	
		Left	Right	Left	Right
	Antique Brass	2573071	2573081	9056152	9056158
	Brushed Chrome	2573075	2573085	9056153	9056159
	Chrome	2573072	2573082	9056154	9056160
	H.P. Brass	2573070	2573080	9056155	9056161
	Oil Rubbed Bronze	2573074	2573084	9056156	9056162
	Satin Nickel	2573073	2573083	9056157	9056163

Lock Assembly with Keys - Newbury®/ Exterior/ Keyed Alike Right-Hand and Left-Hand

Note:

Contains 1 right hand and 1 left hand assembly

Finish	Order No.
Antique Brass	9056206
Brushed Chrome	9056207
Chrome	9056208
H.P. Brass	9056209
Oil Rubbed Bronze	9056210
Satin Nickel	9056211

Key Cylinder - Newbury®

Note:

Newbury® lock assembly has used a 6 pin cylinder since January of 2004.

Glass dates do not always represent the vintage of the lock assembly or the replacement key cylinder needed.

6 pin replacement cylinder are found on [page 93](#).

5 pin replacement cylinder are found on [page 96](#).

Bolt Package - Newbury® / Exterior Lock

Note:

Bolt package is included in the shared lock parts section [page 93](#).

Lock Housing - Newbury® / Exterior

Note:

Replace with complete exterior lock assembly.

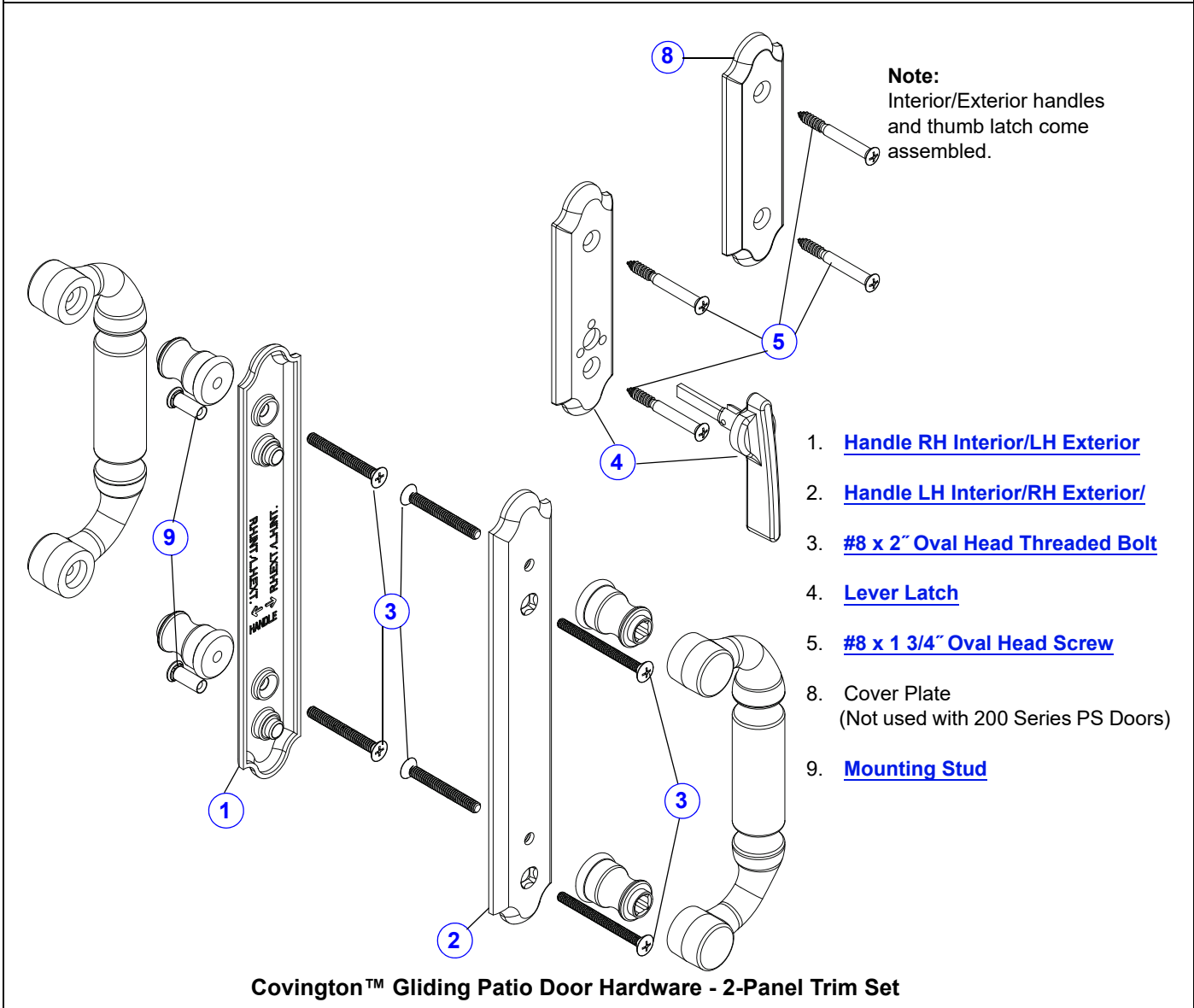
Finish	Order No.
Antique Brass	N/A
Brushed Chrome	
Chrome	
H.P. Brass	
Oil Rubbed Bronze	
Satin Nickel	

Hardware

Hardware - Covington™

Note:

See [Accessory Guide 0005414](#). Trim set does **not** include [reachout lock/latch receiver](#). Consider ordering a new reachout lock/latch receiver kit when replacing your trim set. Newbury is warranty replacement for items N/A.



Trim Set Hardware - Covington™ / Interior and Exterior

	Panels	Finish	Order No.
	2	Antique Brass	2565563
		Bright Brass	2565561
		Oil Rubbed Bronze	2565567

200 Series Perma-Shield® Gliding Doors (1982 to Present)

2-Panel, 3-Panel and Sidelights

Hardware

Trim Set Hardware - Covington™ / Interior			
	Panels	Finish	Order No.
	2	Antique Brass	N/A
		Bright Brass	N/A
		Oil Rubbed Bronze	N/A

Trim Set Hardware - Covington™ / Exterior			
	Panels	Finish	Order No.
	2	Antique Brass	N/A
		Bright Brass	N/A
		Oil Rubbed Bronze	N/A

Handle - Covington™ Ref. No. 1 & 2 page 76			
Note: Handles are sold assembled with escutcheon plates.			
	Finish	Left Interior/ Right Exterior	Right Interior/ Left Exterior
	Antique Brass	N/A	2573234
	Bright Brass	2573235	2573236
	Oil Rubbed Bronze	N/A	2573238

Thumb Latch/Latch Lever - Covington™ / Inside Lock Ref. No. 4 page 76		
Note: Ships with fasteners. See Latch Lever Replacement Video .		
	Finish	Order No.
	Antique Brass	2573246
	Bright Brass	2573247
	Oil Rubbed Bronze	2573248

Screw Package - Trim Set / Covington™
Note: Screw package is included in the shared hardware section page 91 .

Hardware

Lock Assembly with Keys - Covington™					
<p>Note: Lock assemblies will have two (2) cut keys and two (2) 2 1/4" bolts page 93. Order keyed alike exterior locks with the number of locks need. See Accessory Guide 0005196.</p>					
	Finish	Lock Assembly		Keyed Alike	
		Left	Right	Left	Right
	Antique Brass	2573276	2573097	9056149	9056146
	Bright Brass	2573277	2573098	9056150	9056147
Oil Rubbed Bronze	2573278	2573099	9056151	9056148	

Lock Assembly with Keys - Covington™ / Exterior/ Keyed Alike Right-Hand and Left-Hand		
<p>Note: Contains 1 right hand and 1 left hand assembly</p>	Finish	Order No.
	Antique Brass	9056198
	Bright Brass	9056199
	Oil Rubbed Bronze	9056200

Key Cylinder - Covington™
<p>Note: Covington™ lock assembly uses a 6 pin replacement cylinder are found on page 93.</p>

Bolt Package - Covington™ / Exterior Lock
<p>Note: Bolt package is included in the shared lock parts section page 93.</p>

Lock Housing - Covington™ / Exterior		
<p>Note: Replace with complete exterior lock assembly.</p>	Finish	Order No.
	Antique Brass	N/A
	Bright Brass	
	Oil Rubbed Bronze	

200 Series Perma-Shield® Gliding Doors (1982 to Present)

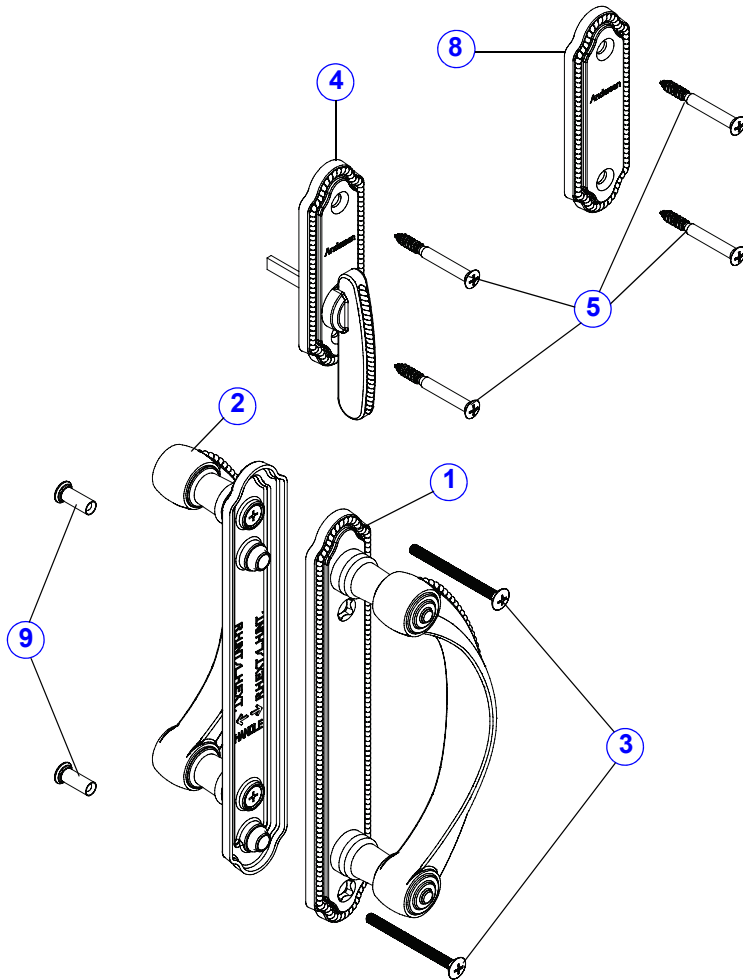
2-Panel, 3-Panel and Sidelights

Hardware

Hardware - Whitmore®

Note:

See [Accessory Guide 0005414](#). Trim set does **not** include [reachout lock/latch receiver](#). Consider ordering a new reachout lock/latch receiver kit when replacing your trim set. Newbury is warranty replacement for items N/A



1. [Handle RH Interior/LH Exterior](#)
2. [Handle LH Interior/RH Exterior](#)
3. [#8 x 2" Oval Head Threaded Bolt](#)
4. [Latch Lever](#)
5. [#8 x 1 3/4" Oval Head Screw](#)
8. Cover Plate
(Not used with 200 Series PS Doors)
9. [Mounting Stud](#)

Whitmore® Gliding Patio Door Hardware - 2-Panel Trim Set

Trim Set Hardware - Whitmore®/ Interior and Exterior

	Panels	Finish	Order No.
	2	Antique Brass	2565549
		Bright Brass	2565545
		Oil Rubbed Bronze	2565551
		Satin Nickel	2565547

Hardware

Trim Set Hardware - Whitmore® / Interior			
	Panels	Finish	Order No.
	2	Antique Brass	N/A
		Bright Brass	N/A
		Oil Rubbed Bronze	N/A
		Satin Nickel	N/A

Trim Set Hardware - Whitmore® / Exterior			
	Panels	Finish	Order No.
	2	Antique Brass	N/A
		Bright Brass	N/A
		Oil Rubbed Bronze	N/A
		Satin Nickel	N/A

Handle - Whitmore® Ref. No. 1 & 2 page 79			
Note: Handles are sold assembled with escutcheon plates.	Finish	Left Interior/ Right Exterior	Right Interior/ Left Exterior
	Antique Brass	N/A	2573226
	Bright Brass	2573227	2573228
	Oil Rubbed Bronze	N/A	N/A
	Satin Nickel	2573231	2573232

Thumb Latch / Latch Lever - Whitmore® / Interior Lock Ref. No. 4 page 79		
Note: Ships with fasteners. See Latch Lever Replacement Video .	Finish	Order No.
	Antique Brass	2573242
	Bright Brass	2573243
	Oil Rubbed Bronze	2573244
	Satin Nickel	2573245

Screw Package - Trim Set / Whitmore®
Note: Screw package is included in the shared hardware section page 91 .

200 Series Perma-Shield® Gliding Doors (1982 to Present)

2-Panel, 3-Panel and Sidelights

Hardware

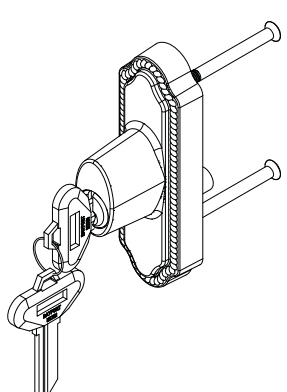
Lock Assembly with Keys - Whitmore® / Exterior

Note:

Lock assemblies will have two (2) cut keys and two (2) 2 1/4" bolts [page 93](#).

Order keyed alike exterior locks with the number of locks need.

See [Accessory Guide 0005196](#).

	Finish	Lock Assembly		Keyed Alike	
		Left	Right	Left	Right
	Antique Brass	2573272	2573093	9056164	9056168
	Bright Brass	2573273	2573094	9056165	9056169
	Oil Rubbed Bronze	2573274	2573095	9056166	9056170
Satin Nickel	2573275	2573096	9056167	9056171	

Lock Assembly with Keys - Whitmore® / Exterior/ Keyed Alike Right-Hand and Left-Hand

Note:

Contains 1 right hand and 1 left hand assembly

Finish	Order No.
Antique Brass	9056212
Bright Brass	9056213
Oil Rubbed Bronze	9056214
Satin Nickel	9056215

Key Cylinder - Whitmore®

Note:

Whitmore® lock assembly uses a 6 pin replacement cylinder are found on [page 93](#).

Bolt Package - Whitmore® / Exterior Lock

Note:

Bolt package is included in the shared lock parts section [page 93](#).

Lock Housing - Whitmore® / Exterior

Note:

Replace with complete exterior lock assembly.

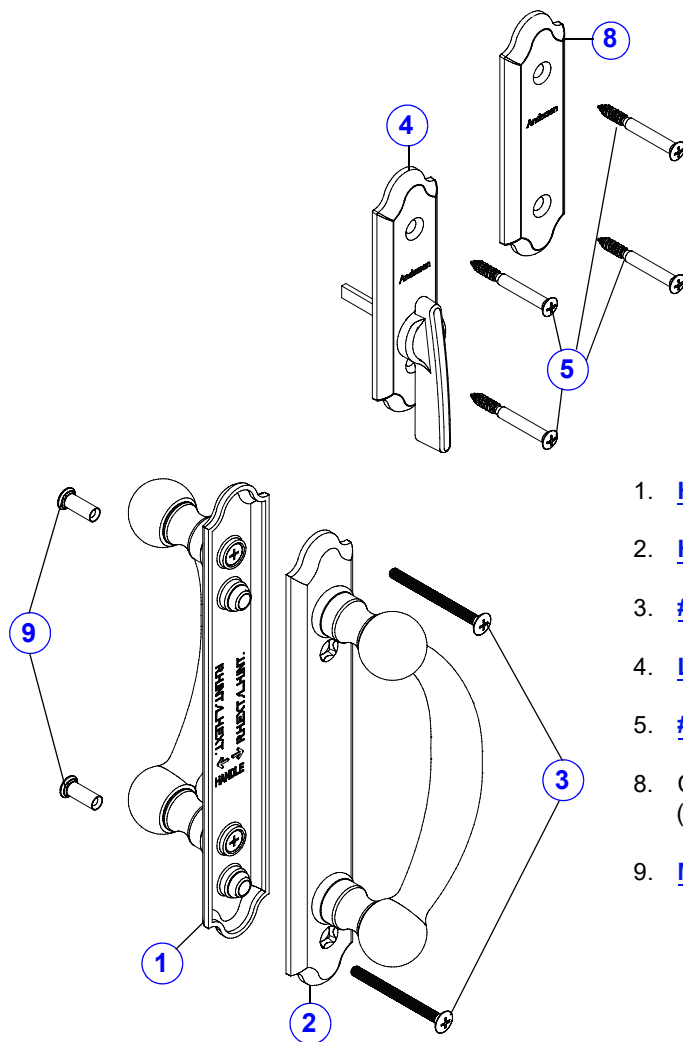
Finish	Order No.
Antique Brass	N/A
Bright Brass	
Oil Rubbed Bronze	
Satin Nickel	

Hardware

Hardware - Encino®

Note:

See [Accessory Guide 0005414](#). Trim set does **not** include [reachout lock/latch receiver](#). Consider ordering a new reachout lock/latch receiver kit when replacing your trim set.



1. [Handle RH Interior/LH Exterior](#)
2. [Handle LH Interior/RH Exterior](#)
3. [#8 x 2" Oval Head Threaded Bolt](#)
4. [Lever Latch](#)
5. [#8 x 1 3/4" Oval Head Screw](#)
8. Cover Plate
(Not used with 200 Series PS Doors)
9. [Mounting Stud](#)

Encino® Gliding Patio Door Hardware - 2-Panel Trim Set

Trim Set Hardware - Encino® / Interior and Exterior / 2-Panel

	Finish	Order No.
	Distressed Bronze	2565553
	Distressed Nickel	2565555

200 Series Perma-Shield® Gliding Doors (1982 to Present)

2-Panel, 3-Panel and Sidelights

Hardware

Trim Set Hardware - Encino® / Interior / 2-Panel		
	Finish	Order No.
	Distressed Bronze	2562113
	Distressed Nickel	2562117
Trim Set Hardware - Encino® / Exterior / 2-Panel		
	Finish	Order No.
	Distressed Bronze	2562058
	Distressed Nickel	2562062

Handle - Encino® Ref. No. 1 & 2 page 82			
Note: Handles are sold assembled with escutcheon plates		Left Interior/ Right Exterior	Right Interior/ Left Exterior
	Finish		
	Distressed Bronze	2573161	2573162
	Distressed Nickel	2573163	2573164

Thumb Latch/Latch Lever - Encino® / Inside Lock Ref. No. 4 page 82		
Note: Ships with fasteners. See Latch Lever Replacement Video .		Order No.
	Finish	
	Distressed Bronze	2573169
	Distressed Nickel	2573170

Screw Package - Trim Set / Encino®
Note: Screw package is included in the shared hardware section page 91 .

Hardware

Lock Assembly with Keys - Encino®						
<p>Note: Lock assemblies will have two (2) cut keys and two (2) 2 1/4" bolts page 93. Order keyed alike exterior locks with the number of locks need. See Accessory Guide 0005196.</p>						
		Finish	Lock Assembly		Keyed Alike	
			Left	Right	Left	Right
		Distressed Bronze	2573189	2573086	9056182	9056184
Distressed Nickel	2573190	2573087	9056183	9056185		

Lock Assembly with Keys - Encino® / Exterior / Keyed Alike Right Hand and Left Hand		
<p>Note: Contains 1 right hand and 1 left hand assembly</p>	Finish	Order No.
	Distressed Bronze	9056216
	Distressed Nickel	9056217

Key Cylinder - Encino®
<p>Note: Encino® lock assembly uses a 6 pin replacement cylinder are found on page 93.</p>

Bolt Package - Encino® / Exterior Lock
<p>Note: Bolt package is included in the shared lock parts section page 93.</p>

Lock Housing - Encino® / Exterior		
<p>Note: Replace with complete exterior lock assembly.</p>	Finish	Order No.
	Distressed Bronze	N/A
	Distressed Nickel	

200 Series Perma-Shield® Gliding Doors (1982 to Present)

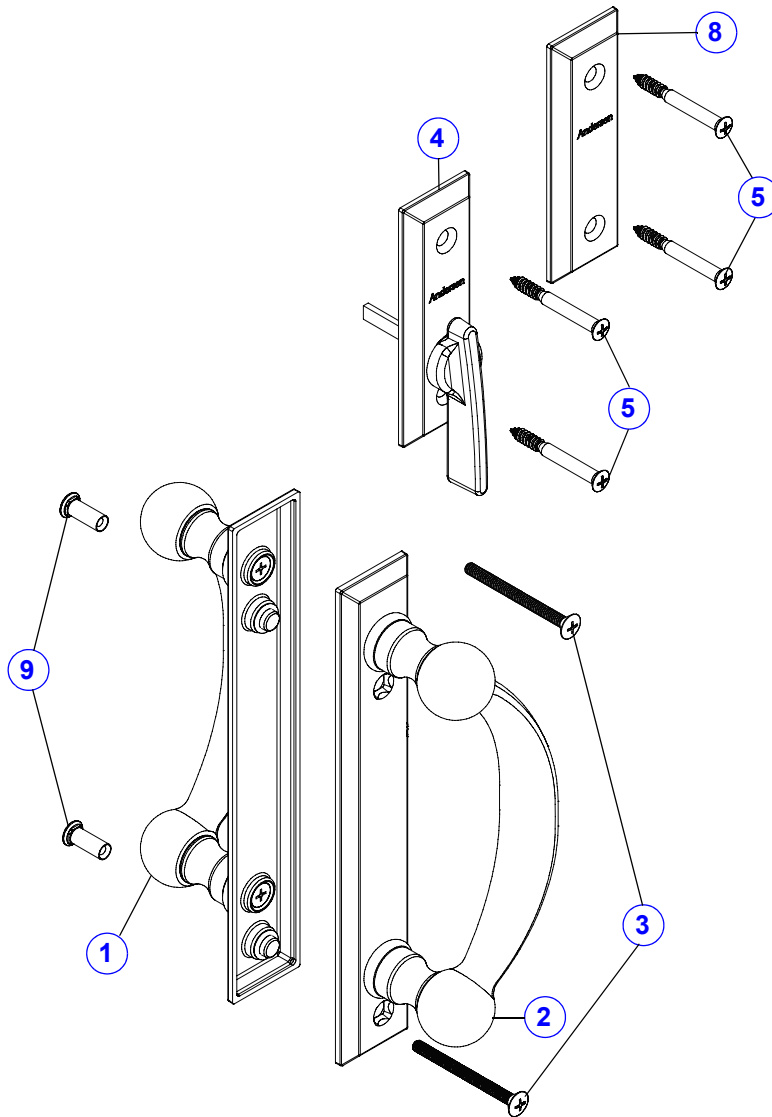
2-Panel, 3-Panel and Sidelights

Hardware

Hardware - Yuma®

Note:

See [Accessory Guide 0005414](#). Trim set does **not** include [reachout lock/latch receiver](#). Consider ordering a new reachout lock/latch receiver kit when replacing your trim set.



1. [HandleRH Interior/LH Exterior](#)
2. [Handle LH Interior/RH Exterior](#)
3. [#8 x 2" Oval Head Threaded Bolt](#)
4. [Latch Lever](#)
5. [#8 x1 3/4" Screw](#)
8. Cover Plate
(Not used with 200 Series PS Doors)
9. [Mounting Stud](#)

Yuma® Gliding Patio Door Hardware - 2-Panel Trim Set

Trim Set Hardware - Yuma® / Interior and Exterior

	Panels	Finish	Order No.
	2	Distressed Bronze	2565557
Distressed Nickel		2565559	

Hardware

Trim Set Hardware - Yuma® / Interior			
	Panels	Finish	Order No.
	2	Distressed Bronze	2562115
		Distressed Nickel	2562119
Trim Set Hardware - Yuma® / Exterior			
	Panels	Finish	Order No.
	2	Distressed Bronze	2562060
		Distressed Nickel	2562064

Handle - Yuma® Ref. No. 1 & 2 page 85			
Note: Handles are sold assembled with escutcheon plates.	Finish	Left Interior/ Right Exterior	Right Interior/ Left Exterior
	Distressed Bronze	2573165	2573166
	Distressed Nickel	2573167	2573168

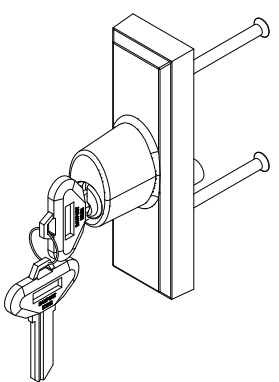
Thumb Latch/Latch Lever - Yuma® / Inside Lock Ref. No. 4 page 85		
Note: Ships with fasteners. See Latch Lever Replacement Video .	Finish	Order No.
	Distressed Bronze	2573171
	Distressed Nickel	2573172

Screw Package - Trim Set / Yuma®
Note: Screw package is included in the shared hardware section page 91 .

200 Series Perma-Shield® Gliding Doors (1982 to Present)

2-Panel, 3-Panel and Sidelights

Hardware

Lock Assembly with Keys - Yuma®						
Note: Lock assemblies will have two (2) cut keys and two (2) 2 1/4" bolts page 93 . Order keyed alike exterior locks with the number of locks need. See Accessory Guide 0005196 .						
		Finish	Lock Assembly		Keyed Alike	
			Left	Right	Left	Right
		Distressed Bronze	2573193	2573088	9056188	9056186
		Distressed Nickel	2573194	2573089	9056189	9056187

Lock Assembly with Keys - Yuma® / Exterior/ Keyed Alike Right-Hand and Left-Hand		
Note: Contains 1 right hand and 1 left hand assembly	Finish	Order No.
	Distressed Bronze	9056218
	Distressed Nickel	9056219

Key Cylinder - Yuma®
Note: Yuma® lock assembly uses a 6 pin replacement cylinder are found on page 93 .

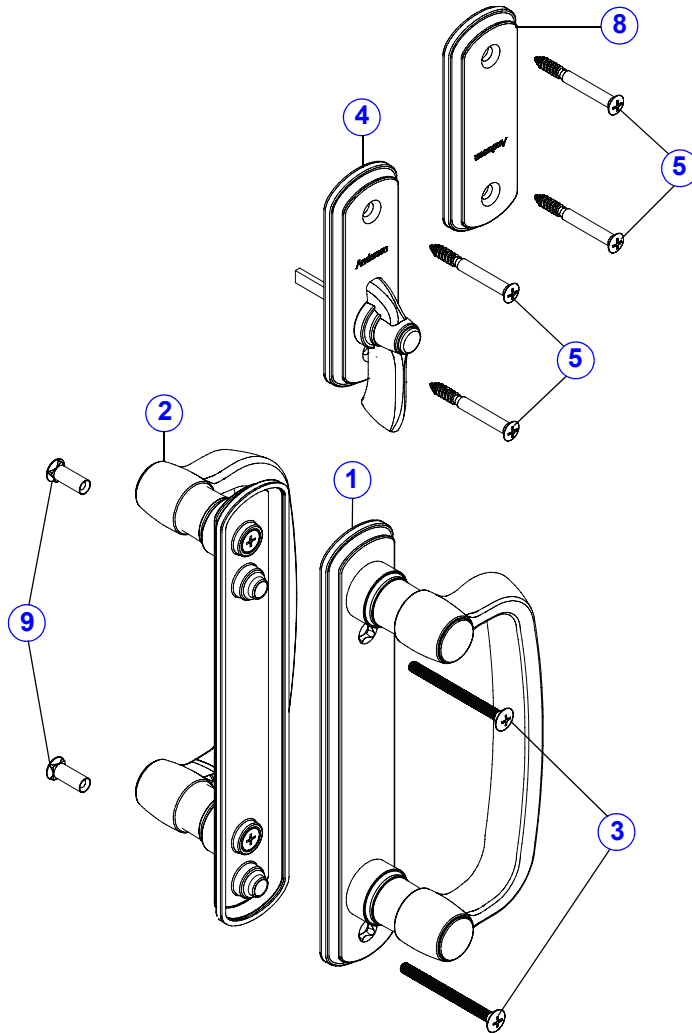
Bolt Package - Yuma® / Exterior Lock
Note: Bolt package is included in the shared lock parts section page 93 .

Lock Housing - Yuma® / Exterior		
Note: Replace with complete exterior lock assembly.	Finish	Order No.
	Distressed Bronze	N/A
	Distressed Nickel	

Hardware

Hardware - Albany

Note: See [Accessory Guide 0005414](#). Trim set does **not** include [reachout lock/latch receiver](#).
 *Black part number for two panel hardware can be used as replacement for trim sets ordered through Home Depot.



1. [Handle RH Interior/LH Exterior](#)
2. [Handle LH Interior/RH Exterior](#)
3. [#8 x 2" Oval Head Threaded Bolt](#)
4. [Latch Lever](#)
5. [#8 x1 3/4" Screw](#)
8. Cover Plate
(Not used with 200 Series PS Doors)
9. [Mounting Stud](#)

Albany Gliding Patio Door Hardware - 2-Panel Trim Set

Trim Set Hardware - Albany / Interior and Exterior

	Panels	Finish	Order No.
	2	White	9007538
		Stone	9007539
		Gold Dust	N/A
		Black*	9007541
	4	White	9007542
		Stone	9007543
		Gold Dust	N/A
		Black	9007545

200 Series Perma-Shield® Gliding Doors (1982 to Present)

2-Panel, 3-Panel and Sidelights

Hardware

Trim Set Hardware - Albany / Interior			
	Panels	Finish	Order No.
	2	White	9007554
		Stone	N/A
		Gold Dust	N/A
		Black	9007560

Trim Set Hardware - Albany / Exterior			
	Panels	Finish	Order No.
	2	White	9007562
		Stone	9007564
		Gold Dust	N/A
		Black	9007568

Handle - Albany Ref. No. 1 & 2 page 88			
	Finish	Left Interior/ Right Exterior	Right Interior/ Left Exterior
Note: Handles are sold assembled with escutcheon plates.	White	9018914	9018915
	Stone	9018916	9018917
	Gold Dust	N/A	9018919
	Black	9018920	9018921

Thumb Latch/Latch Lever - Albany / Inside Lock Ref. No. 4 page 88		
	Finish	Order No.
Note: Ships with fasteners. See Latch Lever Replacement Video .	White	9018922
	Stone	9018923
	Gold Dust	N/A
	Black	9018925

Screw Package - Trim Set / Albany
Note: Screw package is included in the shared hardware section page 91 .

Hardware

Lock Assembly with Keys - Albany/ Exterior

Note:

Lock assemblies will have two (2) cut keys and two (2) 2 1/4" bolts [page 93](#).

Order keyed alike exterior locks with the number of locks need.

See [Accessory Guide 0005196](#).

	Finish	Lock Assembly		Keyed Alike		
		Left	Right	Left	Right	
		White	9018898	9018902	9056190	9056194
		Stone	9018899	9018903	9056191	9056195
		Gold Dust	9018900	9018904	9056192	9056196
Black	9018901	9018905	9056193	9056197		

Lock Assembly with Keys - Albany / Exterior/ Keyed Alike Right-Hand and Left-Hand

Note:

Contains 1 right hand and 1 left hand assembly

Finish	Order No.
White	9056220
Stone	9056221
Gold Dust	9056222
Black	9056223

Key Cylinder - Albany

Note:

Albany lock assembly uses a 6 pin replacement cylinder are found on [page 93](#).

Bolt Package - Yuma® / Exterior Lock

Note:

Bolt package is included in the shared lock parts section [page 93](#).

Lock Housing - Albany / Exterior

Note:

Replace with complete exterior lock assembly.

Finish	Order No.
White	N/A
Stone	
Gold Dust	
Black	

200 Series Perma-Shield® Gliding Doors (1982 to Present)

2-Panel, 3-Panel and Sidelights

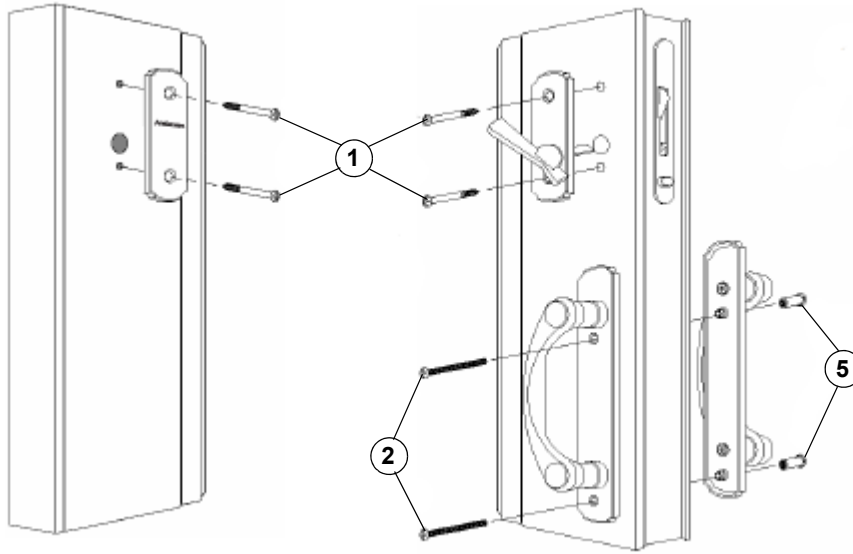
Hardware

Shared Trim Set Parts

Screw Package - Trim Set / Newbury, Anvers, Covington, Whitmore, Yuma, Encino, Albany

Note:

Newbury style shown. See unique [Tribeca trim set screw package](#). See [reachout lock replacement kit](#).



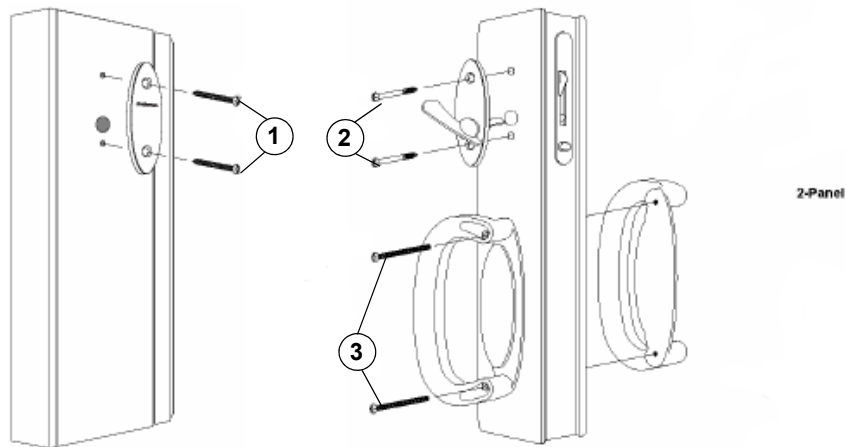
Ref. No.	Package Includes:	Finish	Order No.
1	(8) Screws, #10 -16 x 1 3/4" PH #8 oval head type AB	Stone (Albany)	9056232
2	(4) Screws, #8 - 32 UNC x 2 PH #10 oval head mach	White (Albany)	9056233
5	(4) Mounting studs	Antique Brass	2579762
	(1) Screw, 3" Security (not shown)	Bright Brass	2579761
	(2) Screws, Machine (not shown)	Polished Chrome Brushed Chrome	N/A
		Satin Nickel	2579391
		Distressed Nickel	2573180
		Oil Rubbed Bronze Distressed Bronze	2579765
		Gold Dust (Albany)	N/A
		Black (Albany)	9019314

Hardware

Screw Package - Trim Set / Tribeca® (2005 to Present) Ref. No.3,5 & 9 [page 67](#)

Note:

See [reachout lock replacement kit](#).



Ref. No.	Package Includes:	Finish	Order No.
1	(2) Screws, #10 x 1 3/4" oval head wood	Stone	2573468
2	(2) Screws, #10 -16 x 1 3/4" PH #8 oval head	White	2573467
3	(2) Screws, #8 - 32 UNC x 2 11/16" PH #10 oval HD mach (1) Screw, 3" Security (not shown) (2) Screws, Machine (not shown)	Black	9184676

Screw Package - Trim Set / Metro /Tribeca® (1999 to 2005)

Note:

Used with Metro/Tribeca style hardware offered from 1999-2005.

Package Includes:

- (2) Screws, #10 x 1 3/4" Sheet metal
- (2) Screws, #8 x 2" Machine
- (2) Screws, #10 x 2 1/2" Machine
- (2) Screws, #8 x 13/16" Machine
- (1) Screw, #10 x 3" Flathead sheet metal

Finish	Order No.
Stone	2579769
White	2579768

200 Series Perma-Shield® Gliding Doors (1982 to Present)

2-Panel, 3-Panel and Sidelights

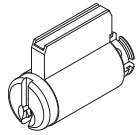
Hardware

Lock Parts - Current

Note:

Current interior lock thumb latch is offered in twelve different finishes and eight different style types. See [trimset](#) sections.

Lock Cylinder with Keys - 6-Pin (January 2004 to Present)



Bright Brass



Chrome



Oil Rubbed Bronze


Note:

Remove C ring and cylinder tab prior to installation. Newbury® lock assembly has used a 6 pin cylinder since January of 2004. Glass dates from panel do not always represent the vintage of the lock assembly or the replacement key cylinder needed. Finish on exterior facing surface and may not match color of lock housing. Housing finish shown for identification purposes. The key used on a 6 pin cylinder will have 6 valleys/grooves.

5 pin key cylinder 1994-2004 [page 96](#)
See [Service Guide 0005130](#)

Housing Finish	Cylinder Finish	Order No.
White	Brushed Chrome	OBD
Stone	Brushed Chrome	OBD
Antique Brass	Brushed Brass	OBD
Bright Brass	Brushed Brass	OBD
Polished Chrome	Brushed Chrome	OBD
Brushed Chrome	Brushed Chrome	OBD
Satin Nickel	Brushed Chrome	OBD
Oil Rubbed Bronze	Oil Rubbed Bronze	OBD
Distressed Bronze	Oil Rubbed Bronze	OBD
Distressed Nickel	Brushed Chrome	OBD
Gold Dust	Brushed Chrome	OBD
Black	Oil Rubbed Bronze	OBD

Bolt for Exterior Lock Housing



Note:

Distressed Bronze uses Oil Rubbed Bronze.

Package Includes:

(2) Bolts, 2 1/4" x #10

Finish	Order No.
Polished Chrome	2573641
Antique Brass	2573550
Bright Brass	2573541
Oil Rubbed Bronze	2579947
Brushed Chrome	2579948
Satin Nickel	2579423
Distressed Bronze	2579947
Distressed Nickel	2573158
Gold Dust	9019315
Black	9019316
White	2573647
Stone	2573648

Blank Key - Reachout Lock



Note:

Six pin key blank

Order No.
2573561

Hardware

Gear Kit - Keyed Lock / Exterior	
<p>Note: Typically used on units manufactured after 1994. See Service Guide 0005386. See Replacement Video.</p>	
	<p>Kit Includes:</p> <ul style="list-style-type: none"> 1 (1) Tailpiece Receiver 2 (3) Screws - #8-32UNC x 9/32, PH FL Undercut Mach 3 (1) Small gear 4 (1) LH Large gear 5 (1) RH Large gear (1) Washer (not shown) <p>Service Guide 0005386</p>
	<p>Order No. 2500707</p>

Lock and Receiver Kit - Reachout / 2-Panel (2006 to Present)	
	<p>Note: Use this kit to replace previous vintage reachout locks (1994 to 2005). See Accessory Guide 0005414 when using with trim set and hardware application. See Service Guide 0000127 when using as reachout lock replacement. See Service Guide 9192911 when using to replace vintage (1982-1993) lock and keeper. See Reachout Lock Replacement Video.</p> <p>Kit Includes:</p> <ul style="list-style-type: none"> (1) Reachout lock assembly (1) Two panel latch receiver (1) #10 x 3 flat head security screw (2) #8 x 7/8 machine screws
	<p>Order No. 2562123</p>

Screw - Security / Reachout Strike / 2-Panel (1994 to Present)		
	Description	Order No.
	#10 x 3	2573574

Screw - Self-Tapping		
	Description	Order No.
	8-32 x 5/16	N/A

200 Series Perma-Shield® Gliding Doors (1982 to Present)


2-Panel, 3-Panel and Sidelights

Hardware


Auxiliary - Security Lock with Screws

Note:

See [Auxiliary Lock Installation Video](#). See individual [screws/fasteners](#).

 <p style="font-size: small; color: gray;">parts.andersenwindows.com</p>		Finish	Order No.
		Stone	1997220
		White	1997301
		Polished Chrome	2565707
		Antique Brass	2565718
		Bright Brass	2565710
		Oil Rubbed Bronze	2579955
		Brushed Chrome	2579956
		Satin Nickel	2579426
		Distressed Bronze	2573187
		Distressed Nickel	2573188
		Black	9007625
		Gold Dust	9007624

Grommet - Auxiliary Security Lock

		Order No.
		9056272

Hardware

Lock Parts - Vintage

Lock Cylinder with Keys - 5-Pin / Reachout Estate (1994 to January 2004)

	Note: Includes gears and two keys, no tail. Remove C ring and cylinder tab prior to installation. Newbury® lock assembly has used a 6 pin cylinder since January of 2004. Glass dates from panel do not always represent the vintage of the lock assembly or the replacement key cylinder needed. The key used on a 5 pin cylinder will have 5 valleys/grooves. 6 pin key cylinder 2004-Present page 93	Finish	Order No.
		Silver Satin	2565715
		Bright Brass	2565717

Deadlock - Universal / Old Style / 2-Panel (1968 to 1993)

		Order No.
		1997156

Inside Latch - 2-Panel (1978 to 1993)

Note: Flat bar cannot be removed.		
		Stone
		1278303

Strike Lock with Liner / 2-Panel / Old Style / 2-Panel (1982 to 1993)

		Order No.
		1997155

Screw - Security / Reachout Lock / 2-Panel

	Description	Order No.
	#10 x 3	2573574

Screw - Machine / Reachout Strike





	Description	Order No.
	8-32 x 13/16	3620474

200 Series Perma-Shield® Gliding Doors (1982 to Present)

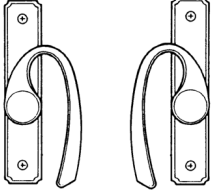
2-Panel, 3-Panel and Sidelights

Hardware

Vintage Trim Set Parts

Handle - Interior / 2- and 3-Panel (1982 to 1999)				
 <p>5 1/2"</p>	Note: Part does not include handle bolt .	Finish	Order No.	
		Stone	1997201	
		White	8292401	
Handle - Exterior / 2-Panel (1982 to 1999)				
 <p>parts.enderiswin.com</p>	Note: Part does not include handle bolt .	Finish	Order No.	
		Stone	1997202	
		White	8292402	
Handle - Exterior / 3-Panel (1968 to 1999)				
	Note: Part does not include handle bolt .		Stone	
			1278010	
Bolt - Handle Package				
 <p>parts.anderswin.com</p>	Description	Color	Qty	Order No.
	2 1/8" x #10-32	White	1	1997295
	2 1/8" x #10-32	Stone	1	1275210

Hardware

Handle - French Curve (1994 to 1999)				
	<p>Note: French curve handles project over the glass.</p> <p>Replace with current style handle or patio door hardware set. Current Antique Brass finish may not match previous vintages of Antique Brass.</p>	Finish	Left-Hand Interior/Right-Hand Exterior	Right-Hand Interior/Left-Hand Exterior
		Antique Brass	N/A	N/A
		HP Brass	N/A	N/A
Screw Package - Trim Set / Metro/Tribeca® (1999 to 2005)				
<p>Note: Used with Metro/Tribeca style hardware offered from 1999-2005.</p>		Finish	Order No.	
		Stone	2579769	
		White	2579768	

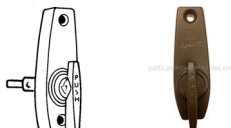
200 Series Perma-Shield® Gliding Doors (1982 to Present)

2-Panel, 3-Panel and Sidelights

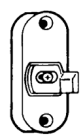
Hardware

Hardware 3- Panel / Vintage (1982 to 1998)


Inside Latch - 3-Panel (1982 to 1998)

		Finish	Order No.
		Stone	1997161
		White	N/A


Lock Housing and Bolt Assembly / 3-Panel (1982 to 1998)

	Note: Use on exterior keyed lock.	Finish	Order No.
		Stone	1997221

O Ring - Lock Escutcheon / 3-Panel (1982 to 1998)

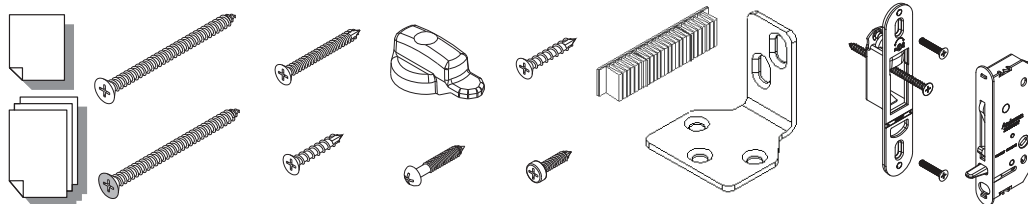
	Note: Use on exterior keyed lock.	Finish	Order No.
		Stone	8323303
		White	8312302

Lock with Keys - 6-Pin / Exterior / 3-Panel

	Note: Stone, chrome, antique brass, and bright brass finishes are not available. Use white as replacement. Replaces all previous vintage 3-panel exterior keyed locks. See fasteners .	Finish	Order No.
		Stone	N/A
		White	1973052

Hardware

Installation Screw Package / Knocked Down Frame



Installation Screw Package - Standard: 50-510-60-80/68, 50-510-60-80/611

Package Includes: (18) 5/8" x #7 screws (5) 1" x #8 screws (1) Universal bracket (1) 1 x #8 screws (1) Screen latch (4) 1 x #8 screws (5) 1-1/2 x #8 (9) 10-16 x 2-1/2" B screws (14) 10-16 x 2-1/2 screws (1) Dust plug weatherstrip (1) Install Guide 9186071	Color	Order No.
	White	1997170
	Terratone	2641304
	Sandtone	0904104
	Canvas	9046438
	Dark Bronze	9071800
	Black	9129956

Installation Screw Package - Standard: 50-510-60-80/80 DP Upgrade: 50-510-60-80/68, 50-510-60-80/611

Package Includes: (22) 5/8" x #7 screws (5) 1" x #8 screws (1) Universal bracket (1) 1 x #8 screws (1) Screen latch (6) 1 x #8 screws (5) 1-1/2 x #8 screws (11) 10-16 x 2-1/2" B screws (14) 10-16 x 2-1/2 screws (1) Dust plug weatherstrip (1) Install Guide 9186071	Color	Order No.
	White	1997320
	Terratone	2641307
	Sandtone	0912814
	Canvas	9046439
	Dark Bronze	9071801
	Black	9129957

Installation Screw Package - Standard: PS3, PS4 Sidelight DP Upgrade: PS3, PFS4 Sidelight

Package Includes: (24) 2 1/2" x #10 screws (Installation, Frame) (4) 1" x #8 screws (Sill Insert) (12) 3/4" x #8 screws (Outside Stop)	Color	Order No.
	White	1997168
	Terratone	2641302
	Sandtone	0904102
	Canvas	9046437
	Dark Bronze	9071812
Black	9129958	

200 Series Perma-Shield® Gliding Doors (1982 to Present)

2-Panel, 3-Panel and Sidelights

Hardware

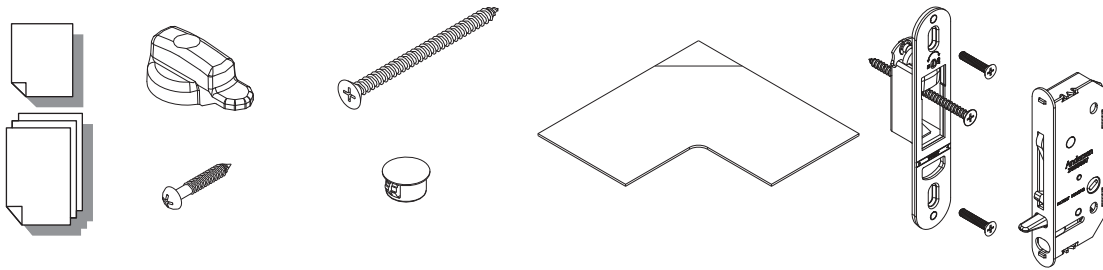
Installation Screw Package - Corrosion Resistant / Sidelight		
	Package Includes: (22) 2 1/2" x #10 screws (Installation, Frame) (3) 2 1/4" x #8 screws (Bottom Rail Filler) (3) 1 1/2" x #8 screws (Inside Head Stop) (16) 1" x #8 screws (Sill Insert to Panel, Outside Stops) (3) 1/2" x #10 screws (Sill Insert to Sill)	Order No. 1973104
Installation Screw Package - Corrosion Resistant / 2- and 3-Panel		
	Package Includes: (24) 2 1/2" x #10 screws (Installation, Frame) (6) 2 1/4" x #8 screws (Bottom Rail Filler) (15) 1 1/2" x #8 screws (Inside Head Stop, Screen Head Jamb Bumper) (4) 1 1/2" x #10 screws (Operating Panel Head Jamb Bumper) (30) 1" x #8 screws (6) 1/2" x #10 screws (Sill Guide to Sill) (8) 1/2" x #8 screws (Sill Guide to Sill)	Order No. 1973106

Hardware

Installation Screw Package / Factory Assembled

Note:

See color detail for 2 1/2" x #10 screws Terratone and Dark Bronze screw packs contain Terratone screws. Sandtone, Canvas and Black screw packs contain Sandtone screws.



Installation Screw Package - 50-511/68, 61-81/611, 61-81/80 Factory Assembled Units

	Package Includes: (13) 2 1/2" x #10 screws (4) Hole plugs (2) Flange corner gaskets (1) Insect screen latch (1) 1" x #8 screw (Screen Latch) Installation Guide 9186071	Color	Order No.
		White	9014544
		Terratone	9014545
		Sandtone	9014543
		Canvas	9046443
		Dark Bronze	9071803
Black	9129932		

Installation Screw Package - PS3, PS4 Sidelight Factory Assembled Units

	Package Includes: (11) 2 1/2" x #10 screws (8) Hole plugs (2) Flange corner gaskets Installation Guide 0005482	Color	Order No.
		White	9014547
		Terratone	9014548
		Sandtone	9014546
		Canvas	9046444
		Dark Bronze	9071813
Black	9129959		


200 Series Perma-Shield® Gliding Doors (1982 to Present)

2-Panel, 3-Panel and Sidelights

Hardware

Fasteners		
Note:		
When ordering fasteners with nine digit 888 numbers (beginning with 888 or 889), use following details and order OBD offering details below:		
Product Line (example: PSGD)		
Complete Size (example 2-1/2" x #10 F.H.)		
Description and color (example: Steel clear chromate)		
What it is used for? (example: Frame Assembly)		
Reference the 888 number: 888323401		
Screw - Frame Assembly and Frame Installation		
	Description	Clear Chromate
	2 1/2" x #10, F.H., Steel	1973113
Screw - Stationary / Bottom Rail Filler		
	Description	Aluminum
	2 1/4" x #8, F.H., Aluminum	888323402
Screws - Head Bracket and Sill Insert		
	Description	Stone
	1" x #8, F.H., Steel	2653862
Screw - Lock Strike		
	Description	Clear Chromate
	13/16" x #8-32-Mach., F.H., Steel	3620474
Screw - Screen Handle		
	Description	Terratone
	1" x #10-20-Mach., F.H., Steel	888323407
Screw - Operating / Bottom Rail Filler		
	Description	Brass
	1 3/8" x #8, F.H., Steel	1361962
Screw - Screen Latch		
	Description	Stone
	1 1/4" x #8, O.H., Steel	3620540
Screw - Screen Bug Seal		
	Description	Aluminum
	1/8" dia. x 5/16" lng. pop rivet, Domed Head, Aluminum	2576482
Screw - Screen Handle		
	Description	Clear Chromate
	1/2" x #8-32 Mach., F.H., Steel	888323413
Screw - Operating / Meeting Stile Weatherstrip		
	Description	Aluminum
	3/4" ring nail, F.H., Aluminum	4235080

Hardware

Screw - Screen Lock Stop and Hole Plug			
	Description	Color	Order No.
	3/4" x #7, F.H., Stainless Steel	All	888323417
Screw - Security Lock			
	Description	Color	Order No.
	2" x #8 Dome head	White	1997299
		Stone	By description
		Brass	2573644
		Antique Brass	2573552
		Chrome	2573643
		Oil Rubbed Bronze	By description
		Gold Dust	By description
		Black	By description
Screw - Bracket / 3 Panel Operating Interlock Lock Stile and 3 Panel Stationary Meeting Stile			
	Description		Sandtone
	8-18 X 1 1/4 TYP AB, PH OV, 410SS		3259050
Screw - Lock / 3 Panel			
	Description	Color	Order No.
	1 1/4 x #7 PH	White	N/A
		Stone	N/A
Screw			
	Description		Sandtone
	10-16X2 1/2 TYP AB, PH FL, Steel Z-D		0904109
Screw			
	Description		Order No.
	10-16X2 1/2 TYP AB PH FL STL CLEAR CRM		1973113
Screw			
	Description		Order No.
	10-16X2 1/2 TYP AB Terratone PH FL STEEL Z-D		2641211
Screw			
	Description		Order No.
	10-16X2 1/2 TYP AB WHITE PH FL STEEL Z-D		1973114
Screw			
	Description		Order No.
	7-18 X 5/8 TYP AB GRAY PH FILL STL Z-D		2641210
Screw			
	Description		Order No.
	7-18 X 5/8 TYP AB WHITE PH FILL STL Z-D		1973109
Screw			
	Description		Order No.
	7-19 X 5/8 TYP AB PH 7 FILL 430 SS		1973107
Screw			
	Description		Order No.
	8-18 X 1 TYP AB PH SP ROUND 18-8 SS PASS		1973110
Screw			
	Description		Order No.
	PS 10 X 2 5/16 WHITE LOCK HOUSING		1997296

200 Series Perma-Shield® Gliding Doors (1982 to Present)

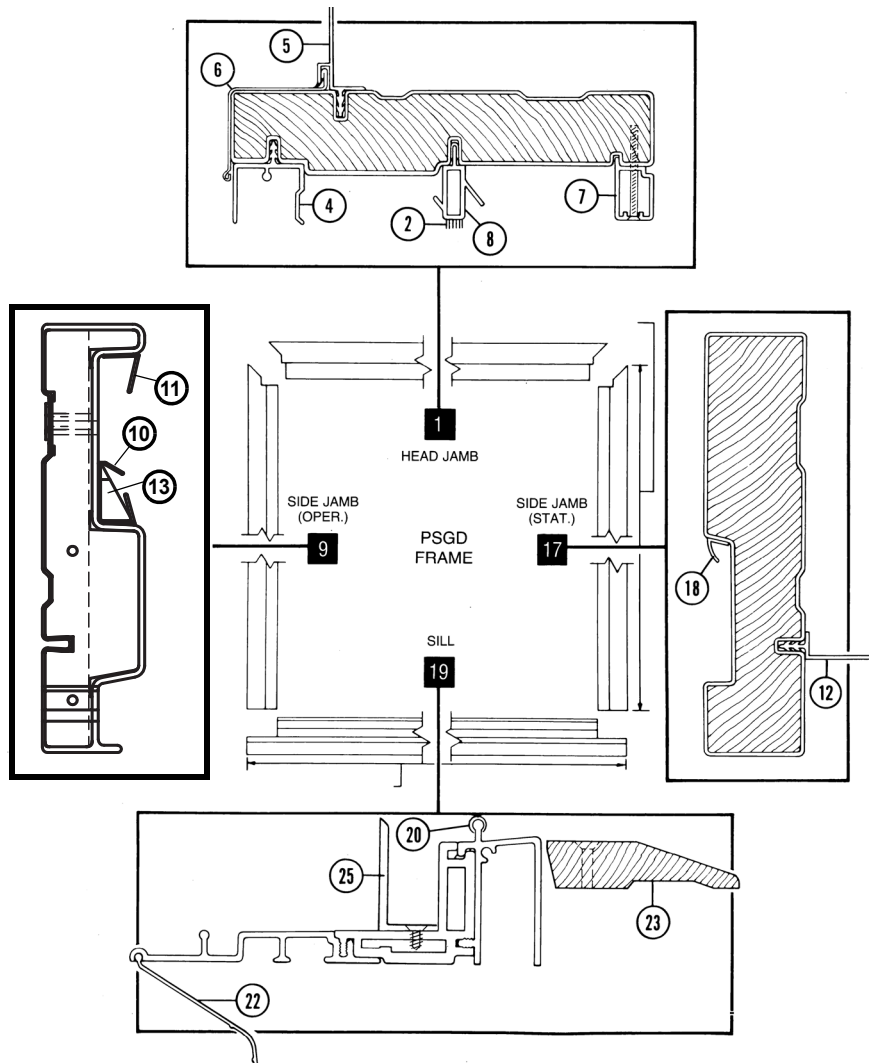
2-Panel, 3-Panel and Sidelights

Frames

Frame Graphic - 2-Panel

Note:

All frame members are handed from the exterior and the location on the frame (right-hand side/left-hand side). It is not by the handing of the door. See latest frame [Product Details](#).

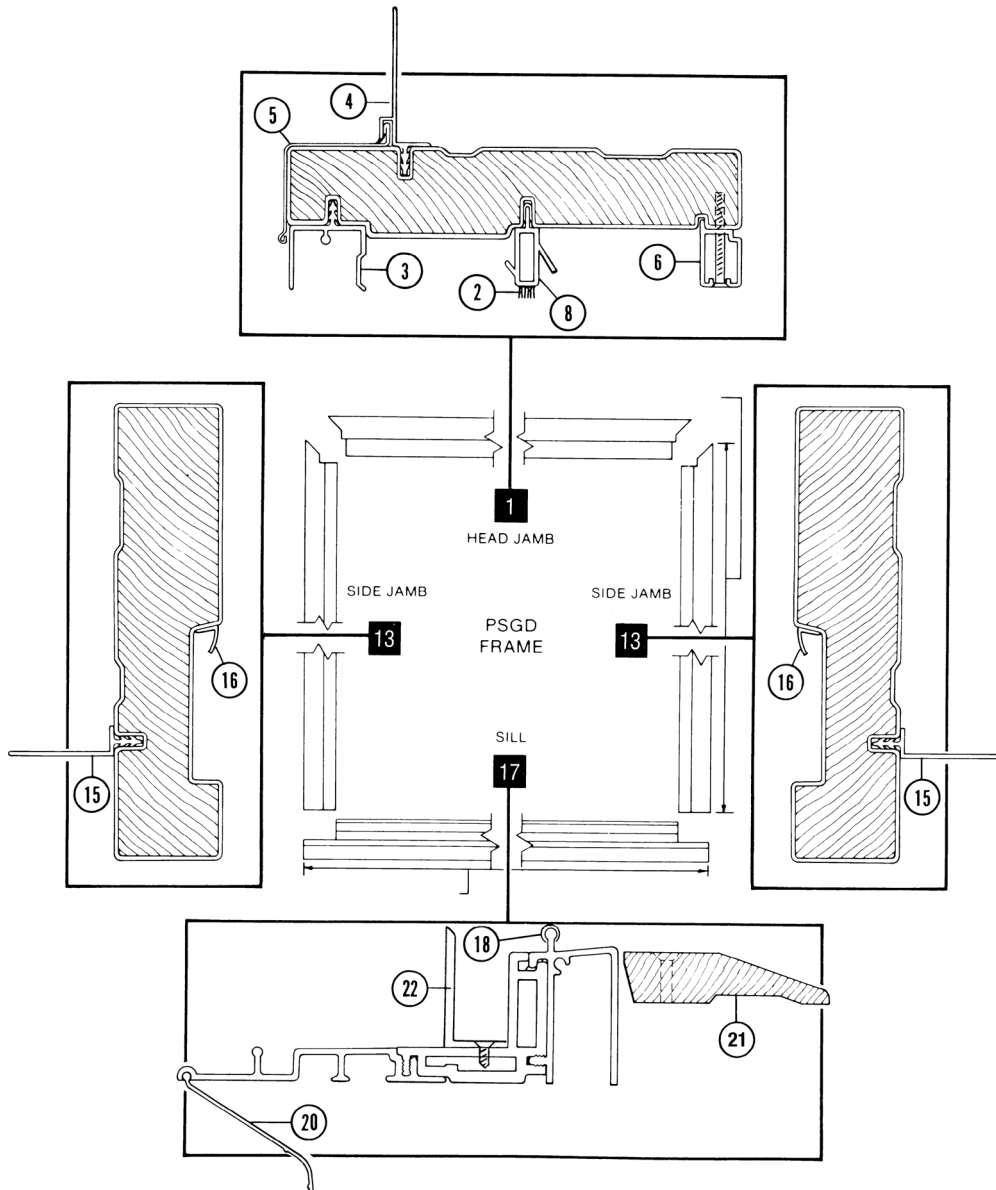


- | | | |
|--|---|---|
| 1. Head Jamb | 9. Operating Side Jamb | 18. Stationary Panel Side Jamb WS |
| 2. Head Parting Stop Pile Weatherstrip | 10. Operating Side Jamb WS, Outside | 19. Complete Sill |
| 4. Screen Guide | 11. Operating Side Jamb WS, Inside | 20. Sill Cap |
| 5. Head Flange | 12. Side Flange | 22. Sill Support |
| 6. Head Flashing | 13. Foam Plug | 23. Oak Threshold |
| 7. Inside Head Stop | 17. Stationary Side Jamb | 25. Stationary Vinyl Sill Insert |
| 8. Head Parting Stop | | |

Perma-Shield® Gliding Door (1982 to Present) Frame Assembly - 2-Panel

Frames

Frame Graphic - 3-Panel



- | | |
|--|---|
| 1. Head Jamb | 15. Side Flange |
| 2. Head Parting Stop Pile Weatherstrip | 16. Stationary Side Jamb Weatherstrip |
| 3. Screen Guide | 17. Complete Sill |
| 4. Head Flange | 18. Sill Cap |
| 5. Head Flashing | 20. Sill Support |
| 6. Inside Head Stop | 21. Oak Threshold |
| 8. Head Parting Stop | 22. Stationary Vinyl Sill Insert |
| 13. Stationary Side Jamb | |

Perma-Shield® Gliding Door (1982 to Present) Frame Assembly - 3-Panel

200 Series Perma-Shield® Gliding Doors (1982 to Present)

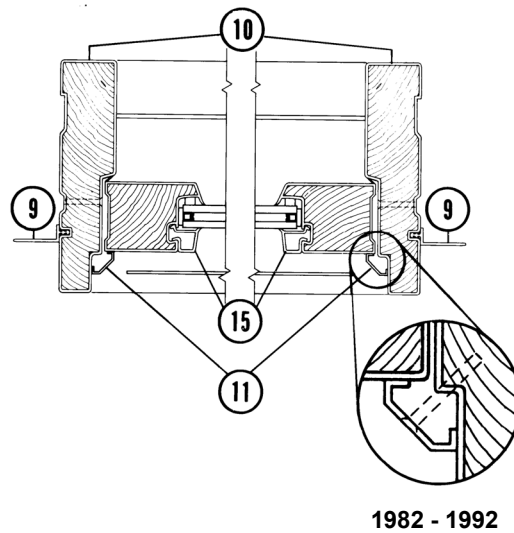
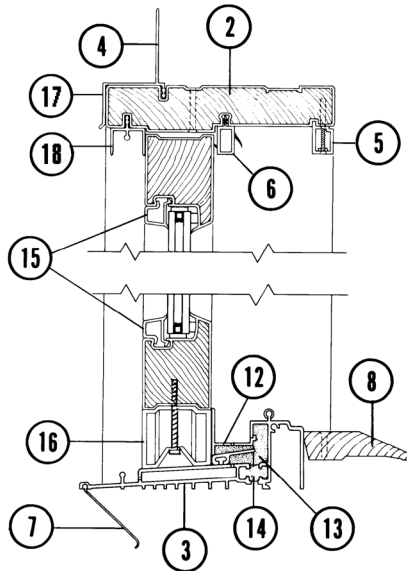
2-Panel, 3-Panel and Sidelights

Frames

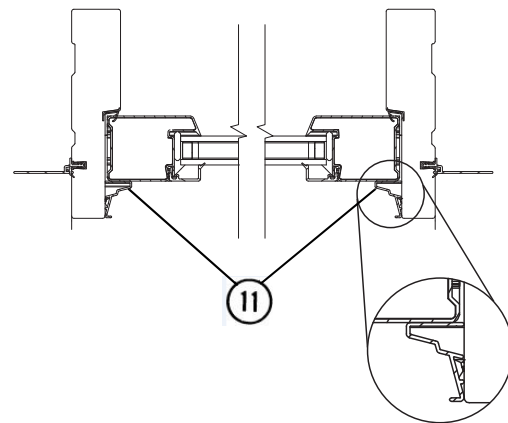
Frame Graphic - Sidelight

Note:

See latest frame [Product Details](#).



1982 - 1992



1993 - Present

- | | |
|--------------------------------------|--|
| 2. Head Jamb | 10. Stationary Side Jamb |
| 3. Complete Sill | 11. Sidelight Outside Stop |
| 4. Head Flange | 12. Stationary Sill Insert |
| 5. Inside Head Stop | 13. Foam Insulation |
| 6. Head Parting Stop | 14. Thermal Break |
| 7. Sill Support | 15. Vinyl Glazing Bead |
| 8. Oak Threshold | 16. Bottom Rail Filler |
| 9. Side Flange | 17. Head Flashing |
| | 18. Screen Guide |

Perma-Shield® Gliding Door (1982 to Present) Frame Assembly - Sidelight

Frames

Frame Only

Note:

Replacement frames for custom sized doors are made to order. Product ID label is located on top edge of operating panel. *OOS - Original Order Source.

To order, state:

1. Description of part (Frame)
2. Handing (RH, LH, Sidelight)
3. Upgrade (if applicable) (DP)
4. Quantity
5. Product ID (from product label, see [Service Guide 9051877](#))

Frame w/ Interlock w/s - 2-Panel Ref. [page 105](#)

Unit No.	White		Terratone		Sandtone	
	Left	Right	Left	Right	Left	Right
PS510	1971249	1971250	2686003	2686004	0981003	0981004
PS5	1971251	1971252	2686001	2686002	0981001	0981002
PS6	1971253	1971254	2686005	2686006	0981005	0981006
PS8	1971255	1971256	2686007	2686008	0981007	0981008

Frame w/ Interlock w/s - 2-Panel (continued) Ref. [page 105](#)

Unit No.	Canvas		Dark Bronze		Black	
	Left	Right	Left	Right	Left	Right
PS510	OBD	OBD	*See OOS	*See OOS	9211638	9211639
PS5	OBD	OBD	*See OOS	*See OOS	*See OOS	*See OOS
PS6	OBD	OBD	*See OOS	*See OOS	9211624	9211625
PS8	OBD	OBD	*See OOS	*See OOS	*See OOS	*See OOS

Frame w/ Interlock w/s DP Upgrade - 2-Panel Ref. [page 105](#)

Unit No.	White		Terratone		Sandtone	
	Left	Right	Left	Right	Left	Right
PS510	1971246	1971248	2600824	OBD	OBD	OBD
PS5	1971226	1971228	OBD	OBD	OBD	OBD
PS6	1971230	1971234	OBD	2600834	OBD	OBD

Frame w/ Interlock w/s DP Upgrade- 2-Panel (continued) Ref. [page 105](#)

Unit No.	Canvas		Dark Bronze		Black	
	Left	Right	Left	Right	Left	Right
PS510	OBD	OBD	OBD	OBD	OBD	OBD
PS5	OBD	OBD	OBD	OBD	OBD	OBD
PS6	OBD	OBD	OBD	OBD	OBD	OBD

Frame - Sidelight Ref. [page 105](#)

Unit No.	White	Terratone	Sandtone	Canvas	Dark Bronze	Black
PS3	1971257	2685998	0970998	OBD	OBD	OBD
PS4	1971258	2685999	0970999	OBD	OBD	OBD

200 Series Perma-Shield® Gliding Doors (1982 to Present)

2-Panel, 3-Panel and Sidelights

Frames

Jambs

Note:

Replacement side jambs are **not** available for units made prior to May 1, 2015. Full frame assembly must be replaced. Frame parts (head jambs, side jambs) for custom sized doors are made to order. Product ID label is located on top edge of operating panel.

To order, state:

1. Description of part (Head Jamb, Side Jamb)
2. Handing (RH or LH)
3. Quantity
4. Product ID (from product label, see [Service Guide 9051877](#))

Head Jamb - Sidelight Ref. No. 2 [page 107](#)

Unit No.	Dimensions	White		Terratone		Sandtone		Canvas		Dark Bronze		Black	
		Left	Right	Left	Right	Left	Right	Left	Right	Left	Right	Left	Right
PS3	38 ³ / ₈	OBD		OBD		OBD		OBD		OBD		OBD	
PS4	50 ³ / ₈	OBD		OBD		OBD		OBD		OBD		OBD	

Head Jamb - 2-Panel Ref. No. 1 [page 105](#)

Unit No.	Dimensions	White		Terratone		Sandtone		Canvas		Dark Bronze		Black	
		Left	Right	Left	Right	Left	Right	Left	Right	Left	Right	Left	Right
PS510	70 ¹ / ₂	OBD		OBD		OBD		OBD		OBD		OBD	
PS5	59 ¹ / ₄	OBD		OBD		OBD		OBD		OBD		OBD	
PS6	72	OBD		OBD		OBD		OBD		OBD		OBD	
PS8	96	OBD		OBD		OBD		OBD		OBD		OBD	

Side Jamb - Operating (May 2015 to Present) Ref. No. 9 [page 105](#)

Note:

Jambs are handed as viewed from exterior.

Unit No.	Dimensions	White		Terratone		Sandtone		Canvas		Dark Bronze		Black	
		Left	Right	Left	Right	Left	Right	Left	Right	Left	Right	Left	Right
PS68	79 ¹⁷ / ₃₂	OBD		OBD		OBD		OBD		OBD		OBD	
PS611	82 ¹³ / ₃₂	OBD		OBD		OBD		OBD		OBD		OBD	
PS80	95 ¹³ / ₃₂	OBD		OBD		OBD		OBD		OBD		OBD	

Side Jamb - Stationary (May 2015 to Present) Ref. No. 17 [page 105](#), Ref. No. 13 [page 106](#)

Note:

Jambs are handed as viewed from exterior.

Unit No.	Dimensions	White		Terratone		Sandtone		Canvas		Dark Bronze		Black	
		Left	Right	Left	Right	Left	Right	Left	Right	Left	Right	Left	Right
PS68	79 ¹⁷ / ₃₂	OBD		OBD		OBD		OBD		OBD		OBD	
PS611	82 ¹³ / ₃₂	OBD		OBD		OBD		OBD		OBD		OBD	
PS80	95 ¹³ / ₃₂	OBD		OBD		OBD		OBD		OBD		OBD	

Side Jamb - Sidelight (May 2015 to Present) Ref. No. 10 [page 107](#)

Note:

Jambs are handed as viewed from exterior.

Unit No.	Dimensions	White		Terratone		Sandtone		Canvas		Dark Bronze		Black	
		Left	Right	Left	Right	Left	Right	Left	Right	Left	Right	Left	Right
FWG68	79 ¹³ / ₃₂	OBD		OBD		OBD		OBD		OBD		OBD	
FWG611	82 ¹³ / ₃₂	OBD		OBD		OBD		OBD		OBD		OBD	
FWG80	95 ¹³ / ₃₂	OBD		OBD		OBD		OBD		OBD		OBD	

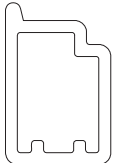
Frames

Stops

Stop - Inside Head / Sidelight Ref. No. 5 [page 107](#)

	Unit No.	No. of Holes	Length	White	Terra-tone	Sand-tone	Canvas	Dark Bronze	Black
	PS3	3	-	1997125	2640402	0903206	9046408	9071772	9129972
	PS4	3	-	1997126	2640404	0903208	9071772	9071773	9129973

Stop - Inside Head / 2-Panel Ref. No. 7 [page 105](#)

	Unit No.	No. of Holes	Length	White	Terra-tone	Sand-tone	Canvas	Dark Bronze	Black
	PS5	6	56 1/2	1997124	2640408	0903210	9050521	9071777	9129977
	PS510	7	67 11/16	2550024	2640406	0903212	9046410	9071774	9129974
	PS6	7	69 3/16	1997127	2640410	0903214	9046411	9071775	9129975
	PS8	7	93 3/16	1997128	2640412	0903216	9046412	9071776	9129976

Stop - Inside Head / 3-Panel Ref. No. 6 [page 106](#)

	Unit No.	No. of Holes	Length	White	Terratone
	PS9	10	103 1/32	1997129	2640414
	PS12	11	139 1/32	1997130	2640416

Screw - Inside Head Stop

	Description	Color	Order No.
	1 1/2" x #8, F.H., Steel	White	1973111
		Terratone	2653861
		Sandtone	0904110
		Canvas	9046447
		Dark Bronze	9071814
		Black	9129188

Stops with Screw - Head Parting / Predrilled

Note:

Custom size lengths are not available.

Stop - Head parting / Predrilled Ref. No. 8 [page 105](#) Ref. No. 8 [page 106](#) Ref. No. 6 [page 107](#)

	Unit No.	Fasteners/ Screw Used	Length	White	Gray
	PS5	7	56 7/16	1970919	2640519
	PS510	9	67 11/16	1970920	2640520
	PS6	9	69 9/16	1970921	2640521
	PS8	12	93 9/16	1970922	2640522
	PS9	13	103 1/16	1970923	2640523
	PS12	17	139 1/16	1970924	2640524

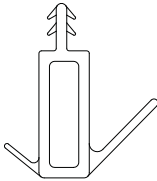
Screw - Head Parting Stop

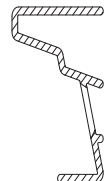
	Color	Order No.
	White	2565702
	Gray	2653797

200 Series Perma-Shield® Gliding Doors (1982 to Present)

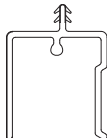
2-Panel, 3-Panel and Sidelights

Frames

Stop - Head Parting / All Sizes Ref. No. 8 page 105 , Ref. No. 8 page 106 & Ref. No. 6 page 107			
	Note:	Use predrilled head parting stop as replacement, page 110 .	
	Unit No.	Dimensions	
	PS3	35 ⁵ / ₈	
	PS4	47 ⁵ / ₈	
	PS5	56 ¹ / ₂	
	PS510	67 ³ / ₄	
	PS6	69 ¹ / ₄	
	PS8	93 ¹ / ₄	
	PS9	103 ¹ / ₁₆	
PS12	139 ¹ / ₁₆		

Stop - Outside Sidelight / Aluminum Ref. No. 11 page 107								
Note: New design is used to replace all vintages of sidelight stops.								
	Unit No.	Dimensions	White	Terratone	Sandtone	Canvas	Dark	
				Bronze	Black			
	PS68	77 ³ / ₁₆	2565661	2653154	0912222	9046413	9071804	9129978
	PS611	80 ¹ / ₁₆	2565662	2653155	0912223	9046414	9071805	9129979
PS80	93 ³ / ₁₆	2565663	2653156	0912224	9046415	9071806	9129980	

Screw - Outside Sidelight Stop				
	Size	Color	Order No.	
	8-15 x 3/4 Type 17 PH FH		White	2500706
			Terratone	2653864
			Sandtone	0904112
			Canvas	9046448
			Dark Bronze	9071815
			Black	9129189

Insect Screen Guide Ref. No. 4 page 105 , Ref. No. 3 page 106 & Ref. No. 18 page 107			
	Note:	Use aluminum Insect Screen Guide section page 114 .	
	Unit No.	Dimensions	
	GD29	30 ¹ / ₈	
	GD33	36 ¹ / ₈	
	GD43	48 ¹ / ₈	
	PS50	56 ¹³ / ₁₆	
	PS510	68 ¹ / ₁₆	
	PS60	69 ⁹ / ₁₆	
	PS80	93 ⁹ / ₁₆	
	PS9	103 ¹³ / ₁₆	
PS12	139 ¹³ / ₁₆		

Frames

Head Flashing							
Head Flashing - Sidelight Ref. No. 17 page 107							
	Unit No.	Dimensions	White	Terra-tone	Sand-tone	Dark Bronze	Black
	PS3	38 ¹⁵ / ₃₂	1997255	2640718	0903506	9071755	9129784
	PS4	50 ¹⁵ / ₃₂	1997256	2640719	0903508	9071756	9129785
Head Flashing - 2-Panel Ref. No. 6 page 105							
	Unit No.	Dimensions	White	Terraton	Sand-tone	Dark Bronze	Black
	PS5	59 ³² / ₉₃	1997257	2640720	0903510	OBD	OBD
	PS510	70 ¹⁹ / ₃₂	1997258	2640721	0903512	9071757	9129786
	PS6	72 ³ / ₃₂	1997259	2640722	0903514	9071758	9129787
	PS8	96 ³ / ₃₂	1997260	2640723	0903516	9071759	9129788
Head Flashing - 3-Panel Ref. No. 5 page 106							
	Unit No.	Dimensions	White	Terra-tone	Sand-tone	Dark Bronze	
	PS9	105 ¹⁵ / ₁₆	1997261	2640724	N/A	N/A	
	PS12	141 ¹⁵ / ₁₆	1997262	2640725	N/A	N/A	

200 Series Perma-Shield® Gliding Doors (1982 to Present)

2-Panel, 3-Panel and Sidelights

Frames

Installation Flanges

Flange - Gray Head / Sidelight No. 4 [page 107](#)

	Unit No.	Length	Order No.
	PS3	41 1/2	2640702
	PS4	53 1/2	2640704

Flange - Gray Head / 2-Panel No. 5 [page 105](#)

	Unit No.	Length	Order No.
	PS5	62 3/8	2640708
	PS510	73 5/8	2640706
	PS6	75 1/8	2640710
	PS8	99 1/8	2640712

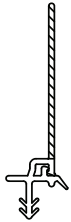
Flange - Gray Head / 3-Panel No. 4 [page 106](#)

	Unit No.	Length	Order No.
	PS9	108 15/16	2640714
	PS12	144 1/8	2640716

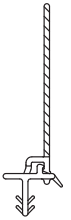
Flange - Gray Side (Pair) No. 12 [page 105](#), No. 15 [page 106](#) & No. 9 [page 107](#)

	Unit No.	Length	Order No.
	PS68	80 1/4	2550026
	PS611	83 1/8	2427016
	PS80	96 1/4	2572536

Flange - Folding / Head

	Unit	Length	Order No.	
	PSPD		38 3/8	9044801
			50 3/8	9044802
			59 1/4	9044803
			70 1/2	9044804
			71 1/4	9044805
			96	9044806

Flange - Folding / Side

	Unit No.	Length	Order No.
	PSPDD68	79 1/2	9044844
	PSPD611	82 3/8	9044845
	PSPD76	89 1/2	9046454
	PSPD80	95 1/2	9044846
	PSPD100	119 1/2	9044847

Frames

Insect Screen Guide

Insect Screen Guide Ref. No. 4 [page 105](#), Ref. No. 3 [page 106](#) & Ref. No. 18 [page 107](#)

Note:

Screws available individually. Replaces previous vintage. **Gray** used for all colors not shown. Screen guide for custom sized doors is made to order. Product ID label is located on top edge of operating panel.


Aluminum screen guide is predrilled.

*PVC screen guide is not predrilled.

To order, state:

1. Description of part (Screen Guide)
2. Size
3. Unit No.
4. Quantity

Product ID (from product label, see [Service Guide 9051877](#))

	Unit No.	Screws Used	Length	White	Gray	Canvas	Dark Bronze	Black
	PS3	5	36 1/2	1997205*	2640602*	9046416*	9071807*	9129951*
	PS4	6	48 1/2	1997206*	2640604*	9046417*	9071808*	9129952*
	PS5	7	56 3/4	2562325	2641715	9135714	9135704	9129834
	PS510	9	68	2562326	2641716	9135715	9135705	9129835
	PS6	9	69 1/2	2562327	2641717	9135716	9135706	9129836
	PS8	12	93 1/2	2562328	2641718	OBD	OBD	OBD
	PS9	13	103 5/64	2562329	2641719	N/A	N/A	N/A
	PS12	17	139 5/64	2562330	2641720	N/A	N/A	N/A

Screw - Insect Screen Guide

Size	Color	Order No.
8-15 x 1 Flat HD Type 17	White	2500702
	Gray	2500704
	Canvas	9135703
	Dark Bronze	9130522
	Black	9130530

200 Series Perma-Shield® Gliding Doors (1982 to Present)

2-Panel, 3-Panel and Sidelights

Frames

Weatherstrip

Note:

As of January 2004, Terratone, Sandtone, and Forest Green weatherstrip is no longer available. Use Gray weatherstrip for replacement. Product ID label is located on top edge of operating panel. May need to order vinyl to vinyl adhesive (part # [1357007](#) - 2 oz.). See [Weatherstrip Replacement Video](#). (Frenchwood Gliding Door shown)

Weatherstrip for custom sized doors is made to order.

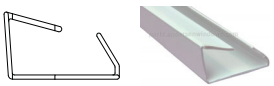
To order, state:

1. Description of part (Weatherstrip Set for Frame)
2. Handing (RH or LH)
3. Quantity
4. Product ID (from product label, see [Service Guide 9051877](#))

Weatherstrip - Side Jamb / Outside Operating No. 10 [page 105](#) &

Note:


Requires 2 oz. tube (2) of vinyl adhesive ([1357007](#)).

	Unit No.	Dimensions	White		Gray	
			Left	Right	Left	Right
	PS68	77 ⁵⁷ / ₆₄	2550021	2550046	2641416	2641417
	PS611	80 ⁴⁹ / ₆₄	1997109	1997110	2641418	2641419
	PS80	93 ⁵⁷ / ₆₄	2572930	2572931	2641420	2641421

Weatherstrip - Side Jamb / Inside Operating No. 11 [page 105](#) &

Note:

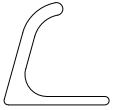
Requires 2 oz. tube (1) of vinyl adhesive ([1357007](#)).

	Unit No.	Dimensions	White	Gray
	PS68	76 ²¹ / ₃₂	2550020	2641410
	PS611	79 ¹⁷ / ₃₂	1997108	2641411
	PS80	92 ²¹ / ₃₂	2572929	2641412

Weatherstrip - Side Jamb / Inside Stationary No. 18 [page 105](#), No. 16 [page 106](#) & No. 16 [page 107](#)

Note:


Requires 2 oz. tube (1) of vinyl adhesive ([1357007](#)).

	Unit No.	Dimensions	White	Gray
	PS68	77 ¹³ / ₁₆	2572926	2641413
	PS611	80 ¹¹ / ₁₆	2572904	2641414
	PS80	93 ¹³ / ₁₆	2572928	2641415

Weatherstrip - Side Jamb / Sidelight

Note:

Requires 2 oz. tube (1) of vinyl adhesive ([1357007](#)).

	Unit No.	Dimensions	White	Gray
	PS68	77 ¹³ / ₁₆	2550022	2641425
	PS611	80 ¹¹ / ₁₆	3878560	2641426
	PS80	93 ¹³ / ₁₆	2572927	2641427

Frames

Sills

Note:

Replacement sills are **not** available for units made prior to May 1, 2015. Full frame assembly must be replaced. Sills for custom sized doors are made to order. Product ID label is located on top edge of operating panel.

To order, state:

1. Description of part (Sill)
2. Handing (RH or LH)
3. Quantity
4. Product ID (from product label, see [Service Guide 9051877](#))

Complete Sill (May 2016 to Present)

Unit No.	Dimensions	Left	Right	Unit No.	Dimensions	Left	Right
PS3	39 1/8	9131916		PS6	72	9142294	9142295
PS4	51 1/8	9131917		PS8	96	9142296	9142297
PS5	59 1/4	9142292	9142293	PS9	108 5/32	N/A	
PS510	70 1/2	9142305	9142304	PS12	144 5/32	N/A	

Complete Sill - DP Upgrade (May 2016 to Present)

Unit No.	Dimensions	Left	Right	Unit No.	Dimensions	Left	Right
PS3	39 1/8	9131924		PS510	70 1/2	9142306	9142307
PS4	51 1/8	9131925		PS6	72	9142300	9142301
PS5	59 1/4	9142298	9142299	PS8	97 17/32	9142302	9142303

Complete Sill (May 2015 to April 2016) Ref. No. 19 [page 105](#), Ref. No. 17 [page 106](#), Ref. No. 3 [page 107](#)

Unit No.	Dimensions	Left	Right	Unit No.	Dimensions	Left	Right
PS3	39 1/8	9131916		PS6	72	9131920	9131921
PS4	51 1/8	9131917		PS8	96	9131922	9131923
PS5	59 1/4	9131918	9131919	PS9	108 5/32	N/A	
PS510	70 1/2	9131942	9131941	PS12	144 5/32	N/A	

Complete Sill - DP Upgrade (May 2015 to April 2016)

Unit No.	Dimensions	Left	Right	Unit No.	Dimensions	Left	Right
PS3	39 1/8	9131924		PS510	70 1/2	9131941	9131944
PS4	51 1/8	9131925		PS6	72	9131928	9131929
PS5	59 1/4	9131926	9131927	PS8	96	9131930	9131931

200 Series Perma-Shield® Gliding Doors (1982 to Present)

2-Panel, 3-Panel and Sidelights

Frames

Vinyl Sill Insert - Stationary

Sill Insert with Screws - Stationary / 2-15/64" (2000 to Present)

Ref. No. 25 [page 105](#), Ref. No. 22 [page 106](#), Ref. No. 12 [page 107](#)

Note:

Handed as the part sits on the frame when viewed from the exterior.

Unit No.	Dimension	Gray		Unit No.	Dimension	Gray	
		Left	Right			Left	Right
PS3	35 19/32	1997402		PS6	35 31/32	1997397	1997398
PS4	47 19/32	1997403		PS8	47 31/32	1997399	1997401
PS5	29 19/32	1997395	1997396	PS9	35 31/32		
PS510	35 7/32	2550007	2550008	PS12	35 31/32		

Sill Insert with Screws - Stationary / 1-21/32" (1982 to 2000)

Note:


Use the 2000 to present sill insert, listed above, if this vintage is not available.

Unit No.	Dimension	White		Unit No.	Dimension	White	
		Left	Right			Left	Right
PS3	35 19/32	N/A		PS6	35 31/32	1997224	1997225
PS4	47 19/32	N/A		PS8	47 31/32	1997226	1997227
PS5	29 19/32	N/A	N/A	PS9	35 31/32	1997228	
PS510	35 7/32	2550006	N/A	PS12	35 31/32	1997229	

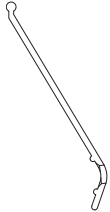
Screw - Head bracket and Stationary Sill Insert / 3-Panel

	Description	Stone
	3/4" x #8, F.H., Steel	2653864

Sill Track Cap Ref. No. 20 [page 105](#), No. 18 [page 106](#), Ref. No. 3 [page 107](#)

	Unit No.	Order No.
	PS5	1997020
	PS510	2550003
	PS6	1997021
	PS8	1997022
	PS9	1997023
	PS12	1997024

Sill Support with screws / Gray Ref. No. 22 [page 105](#), No. 20 [page 106](#) & No. 7 [page 107](#)

	Unit No.	Length	Order No.
	PD30	38 11/32	1997055
	PD40	50 11/32	1997056
	PD50	59 7/32	1997054
	PD510	70 15/32	2550011
	PD60	71 31/32	1997057
	PD80	95 31/32	1997058
	PD90	105 13/16	1997059
PD120	141 13/16	1997060	

Frames

Bracket - 4 Panel		
Operating Panel Channel Bracket / 4-Panel		
Note: See Service Guide 9183859 .		
	Kit Includes: (1) Bracket (2) #8 x 1" FH screws	Color Order No.
		White 9183990
		Grey 9183991

Frame Parts and Hardware			
Threshold - 2 3/4" Ref. No. 23 page 105 , No. 21 page 106 & No. 8 page 107			
	Note: For PS510 doors, order PS6 size and cut to size.	Unit No. Oak Maple	
		PS3 29/30/33 1207010 1207056	
		PS4 40/43 1207020 1207057	
		PS6 510/60 1207030 1207059	
		PS8 1207040 1207060	
		PS9 1207045 1207061	
		PS12 1207050 1207063	
Screw Packages - Threshold / 3/4			
	Package Includes: (3) screws	Order No. 1277102	
Screw Packages - Threshold / 5/6			
	Package Includes: (5) screws	Order No. 1277104	
Screw Packages - Threshold / 8/9			
	Package Includes: (7) screws	Order No. 1277106	
Screw Packages - Threshold / 10/12			
	Package Includes: (9) screws	Order No. 1277108	
Screw Packages - Threshold / 15			
	Package Includes: (13) screws	Order No. 1277110	

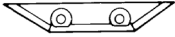

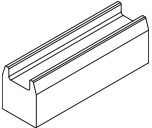
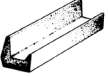
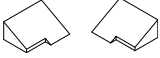

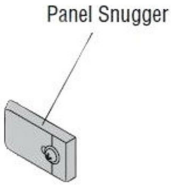
Sill Dust Plug			
	Note: Replaces previous vintage sill dust plugs.	Handing Standard DP Upgrade	
		Left 9142308 9142309	
		Right 9142310 9142311	

Head Bumper with Screws		
	Note: This is the same part used in Frenchwood® Gliding Doors.	Color Order No.
		White 1997083
		Terratone/ Sandtone 2640012

200 Series Perma-Shield® Gliding Doors (1982 to Present)

2-Panel, 3-Panel and Sidelights

Frames

Sill Block with Screws - Stationary			
	Note: See Installation Guide 0005310 .		White 1997035
Bracket with Screws - Stationary / 5-Hole			
		Color White Stone	Order No. 2573549 2573551
Block - Head Foam			
	Note: Use on top of interlock weatherstrip on stationary panel. Use on gliding doors beginning in January of 2009		Order No. 9142290
Plug - Head Foam			
	Note: Use on top of interlock weatherstrip on stationary panel. Use on gliding doors through December of 2008.		Order No. 2573624
Plug - Side Jamb / Operator Ref. No. 13 page 105			
	Note: Operator side jamb plug comes with VHB tape on the back.	Handing Left Right	Order No. 2640832 2640834
Head Bumper with Screws - 3-Panel			
		Color White Gray	Order No. 1997215 2640013
Panel Snugger with Washer			
 <p style="font-size: small; margin-top: 5px;">Panel Snugger</p>			Natural 1913005

Frames

Sill Ramp Parts

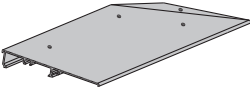
Note:

See [Accessory Guide 0004392](#).

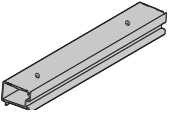
Sill Ramp Insert Kit

	Kit Includes: (1) Center ramp (1) Interior ramp (1) Exterior ramp, (1) Track cover (1) Screw pack	Unit No.	Maple	Oak
		PS5	2572190	2572160
		PS510/6/9	2572191	2572161
		PS8/12	2572192	2572162

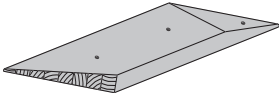
Sill Ramp - Exterior

		Unit No.	Order No.
		PS5	2572172
		PS510/6/9	2572173
		PS8/12	2572174

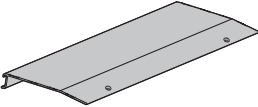
Sill Ramp - Center

		Unit No.	Order No.
		PS5	2572178
		PS510/6/9	2572179
		PS8/12	2572180

Sill Ramp - Interior

		Unit No.	Maple	Oak
		PS5	2572197	2572166
		PS510/6/9	2572198	2572167
		PS8/12	2572199	2572168

Sill Ramp Track Cover

		Unit No.	Order No.
		PS5	2572184
		PS510/6/9	2572185
		PS8/12	2572186

200 Series Perma-Shield® Gliding Doors (1982 to Present)

2-Panel, 3-Panel and Sidelights

Frames

Extension Jamb Kits - Head

Note:

See [Accessory Guide 0005474](#).

Extension Jamb Kit - Head / Pine

	Unit No.	5 1/4" Wall	6 9/16" Wall	7 1/8" Wall
	GD29S	2567213	2567222	2567231
	GD33S	2567214	2567223	2567232
	GD43S	2567215	2567224	2567233
	GD50	2567216	2567225	2567234
	GD60	2567217	2567226	2567235
	GD80	2567218	2567227	2567236
	GD100 4 PAN	2567219	2567228	2567237
	GD120 4 PAN	2567220	2567229	2567238
	GD160 4 PAN	2567221	2567230	2567239

Extension Jamb Kit - Head / Oak

	Unit No.	5 1/4" Wall	6 9/16" Wall	7 1/8" Wall
	GD29S	2567240	2567249	2567258
	GD33S	2567241	2567250	2567259
	GD43S	2567242	2567251	2567260
	GD50	2567243	2567252	2567261
	GD60	2567244	2567253	2567262
	GD80	2567245	2567254	2567263
	GD100 4 PAN	2567246	2567255	2567264
	GD120 4 PAN	2567247	2567256	2567265
	GD160 4 PAN	2567248	2567257	2567266

Extension Jamb Kit - Head / Maple

	Unit No.	5 1/4" Wall	6 9/16" Wall	7 1/8" Wall
	GD29S	2567267	2567276	2567285
	GD33S	2567268	2567277	2567286
	GD43S	2567269	2567278	2567287
	GD50	2567270	2567279	2567288
	GD60	2567271	2567280	2567289
	GD80	2567272	2567281	2567290
	GD100 4 PAN	2567273	2567282	2567291
	GD120 4 PAN	2567274	2567283	2567292
	GD160 4 PAN	2567275	2567284	2567293

Frames

Extension Jamb Kit - Head / Painted White				
	Unit No.	5 1/4" Wall	6 9/16" Wall	7 1/8" Wall
	GD29S	2567322	2567331	2567340
	GD33S	2567323	2567332	2567341
	GD43S	2567324	2567333	2567342
	GD50	2567325	2567334	2567343
	GD60	2567326	2567335	2567344
	GD80	2567327	2567336	2567345
	GD100 4 PAN	2567328	2567337	2567346
	GD120 4 PAN	2567329	2567338	2567347
	GD160 4 PAN	2567330	2567339	2567348

Extension Jamb Kit - Head / Vinyl White Interior				
	Unit No.	5 1/4" Wall	6 9/16" Wall	7 1/8" Wall
	GD29S	2567294	2567304	2567313
	GD33S	2567295	2567305	2567314
	GD43S	2567296	2567306	2567315
	GD50	2567297	2567307	2567316
	GD60	2567298	2567308	2567317
	GD80	2567299	2567309	2567318
	GD100 4-panel	2567301	2567310	2567319
	GD120 4-panel	2567302	2567311	2567320
	GD160 4-panel	2567303	2567312	2567321

Extension Jamb Kits - Side

Note:

See [Accessory Guide 0005474](#).

Extension Jamb Kit - Side / Pine (Pair)				
	Unit No.	5 1/4" Wall	6 9/16" Wall	7 1/8" Wall
	GD68	2567349	2567364	2567379
	GD611	2567350	2567365	2567380
	GD80	2567351	2567366	2567381

Extension Jamb Kit - Side / Oak (Pair)				
	Unit No.	5 1/4" Wall	6 9/16" Wall	7 1/8" Wall
	GD68	2567352	2567367	2567382
	GD611	2567353	2567368	2567383
	GD80	2567354	2567369	2567384

Extension Jamb - Side Kit / Maple (Pair)				
	Unit No.	5 1/4" Wall	6 9/16" Wall	7 1/8" Wall
	GD68	2567355	2567370	2567385
	GD611	2567356	2567371	2567386
	GD80	2567357	2567372	2567387

200 Series Perma-Shield® Gliding Doors (1982 to Present)

2-Panel, 3-Panel and Sidelights


Frames

Extension Jamb - Side Kit / Painted White (Pair)				
	Unit No.	5 1/4" Wall	6 9/16" Wall	7 1/8" Wall
	GD68	2567361	2567376	2567391
	GD611	2567362	2567377	2567392
	GD80	2567363	2567378	2567393

Extension Jamb - Side Kit / Vinyl White Interior (Pair)				
	Unit No.	5 1/4" Wall	6 9/16" Wall	7 1/8" Wall
	GD68	2567358	2567373	2567388
	GD611	2567359	2567374	2567389
	GD80	2567360	2567375	2567390

Frames

Fastener Covers			
Fastener Cover Plug			
	Note: Quantity of one. May be referred to as "installation hole plugs" in some guides.	Color	Order No.
		White	9000414
		Terratone	9000416
		Sandtone	9000415
		Canvas	9000418
		Dark Bronze	9021388
		Black	9000420

Installation Kit			
Installation Kit - Door 72 x 83			
Note: Used for rectangular openings up to 72" x 83". See Installation Guide 9080775 .			
	Kit Includes: (1) Backer Rod - 20 ft. (64) Shims (54) Fasteners - 1 1/2" Roofing nails (1) Self-Adhering Flashing Tape - 22 ft. (1) Flexible Sill Flashing Tape - 7 ft. (1) Insulating Foam - 12 oz. can (3) Sealant - 10.1 oz. tube Installation Guide	Product Lines	Order No.
		Multiple	9080774

200 Series Perma-Shield® Gliding Doors (1982 to Present)

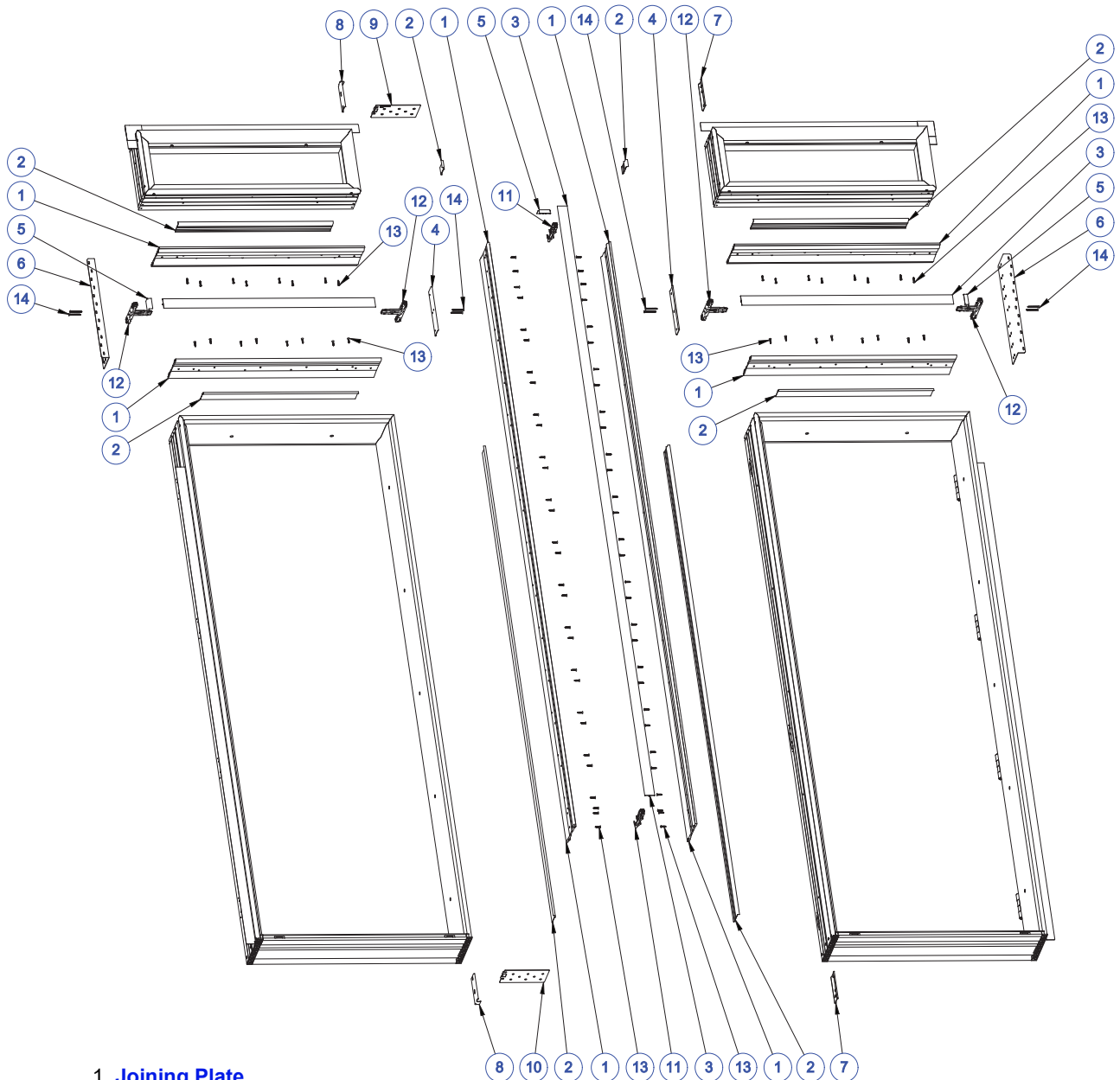
2-Panel, 3-Panel and Sidelights

Joining Components

Fiberglass Joining Exploded View

Note:

See (1-Way, 1-Way Assembly in Opening and 2-Way) [Joining Guide 9180250](#).



- | | | |
|---|--|--|
| 1. Joining Plate | 7. Fixed Bracket | 11. End Plug |
| 2. Joining Plate Alignment Spacer | 8. Slide Bracket | 12. Locking/Sealing Plug |
| 3. Exterior Trim Strip | 9. Flat Side Gusset (A) | 13. 7/8" Screw |
| 4. Intersection Bracket | 10. Flat Side Gusset (B) | 14. 2" Screw |
| 5. End Cap | | |
| 6. Gusset Plate | | |

Joining Components

Fiberglass Joining Kits										
Joining Kits - FGL / 4 9/16"										
Kit Includes: (2) Joining Plate (2) Alignment Spacer (1) Exterior Trim Strip (length dimension shown) (2) Flange Gusset 18" (1) Hardware Kit (1) Sealant										
Color	Size									
	31	33	60	64	68	611	80	100	104	120
	Length									
	35 ²⁷ / ₃₂	37 ¹⁹ / ₃₂	71	74 ³ / ₄	79 ¹ / ₄	82 ¹ / ₈	95 ¹ / ₄	119 ¹ / ₄	123 ¹ / ₄	143 ³ / ₄
White	9179836	9179837	9179838	9179839	9179840	9179841	9179842	9179843	9179844	9179845
Terratone	9179826	9179827	9179828	9179829	9179830	9179831	9179832	9179833	9179834	9179835
Sandtone	9179816	9179817	9179818	9179819	9179820	9179821	9179822	9179823	9179824	9179825
Forest Green	9179786	9179787	9179788	9179789	9179790	9179791	9179792	9179793	9179794	9179795
Canvas	9179746	9179747	9179748	9179749	9179750	9179751	9179752	9179753	9179754	9179755
Black	9179736	9179737	9179738	9179739	9179740	9179741	9179742	9179743	9179744	9179745
Dark Bronze	9179766	9179767	9179768	9179769	9179770	9179771	9179772	9179773	9179774	9179775

Joining Kits - FGL / 6 9/16"			
Kit Includes: (2) Joining Plate (2) Alignment Spacer (1) Exterior Trim Strip (length dimension shown) (2) Flange Gusset 18" (1) Hardware Kit (1) Sealant		Color	Size
			104 140
			Length
			123 ¹ / ₄ 167 ³ / ₄
		White	9179866 9179867
		Terratone	9179864 9179865
		Sandtone	9179862 9179863
		Forest Green	9179856 9179857
		Canvas	9179848 9179849
		Black	9179846 9179847
Dark Bronze	9179854 9179855		

200 Series Perma-Shield® Gliding Doors (1982 to Present)

2-Panel, 3-Panel and Sidelights

Joining Components

Fiberglass Joining Hardware Kits

Hardware Kit - FGL Joining

Kit Includes:

- (1) Intersection Bracket
- (2) Fixed Bracket
- (2) Slide Bracket
- (1) Flat Side Gusset Type A
- (1) Flat Side Gusset Type B
- (2) Locking/Sealing Plug
- (2) End Plug
- (2) End Cap
- (18) Screw 10-16 x 2
- (52) Screw 10-12 x 7/8
- (1) Gasket

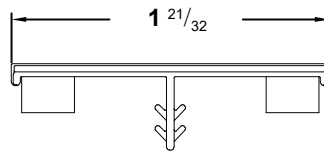
Color**Order No.**

White	9180115
Terratone	9180114
Sandtone	9180113
Forest Green	9180110
Canvas	9180107
Black	9179999
Dark Bronze	9180109

Joining Components

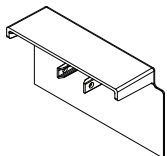
Fiberglass Joining Kit Components

Trim Strip - FGL



Color	Size										
	31	33	60	64	68	611	80	100	104	120	120
	Length										
	35 ²⁷ / ₃₂	37 ²⁷ / ₃₂	71	74 ³ / ₄	79 ¹ / ₄	82 ¹ / ₈	94 ¹ / ₄	119 ¹ / ₄	123 ¹ / ₄	143 ³ / ₄	167 ³ / ₄
White	9179978	9179979	9179980	9179981	9180159	9180160	9180161	9180162	9179982	9179983	9179984
Terratone	9179971	9179972	9179973	9179974	9180155	9180156	9180157	9180158	9179975	9179976	9179977
Sandtone	9179964	9179965	9179966	9179967	9180151	9180152	9180153	9180154	9179968	9179969	9179970
Forest Green	9179935	9179936	9179937	9179938	9180147	9180148	9180149	9180150	9179939	9179940	9179941
Canvas	9179899	9179900	9179901	9179902	9180139	9180140	9180141	9180142	9179903	9179904	9179905
Prairie Grass	9179942	9179943	9179944	9179945	9179946	9179947	9179948	9179949	9179950	9179951	9179952
Cocoa Bean	9179906	9179907	9179908	9179909	9179910	9179911	9179912	9179913	9179914	9179915	9179916
Dove Gray	9179917	9179918	9179919	9179920	9179921	9179922	9179923	9179924	9179925	9179926	9179927
Red Rock	9179953	9179954	9179955	9179956	9179957	9179958	9179959	9179960	9179961	9179962	9179963
Black	9179891	9179892	9179893	9179894	9180136	9180137	9180138	9179895	9179896	9179897	9179898
Dark Bronze	9179928	9179929	9179930	9179931	9180143	9180144	9180145	9180146	9179932	9179933	9179934

End Cap - FGL

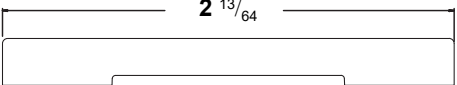


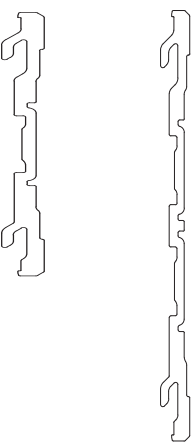
Color	Order No.
White	9043111
Terratone	9043119
Sandtone	9043110
Forest Green	9043118
Canvas	9043112
Prairie Grass	9043117
Cocoa Bean	9043116
Dove Gray	9043113
Red Rock	9043114
Black	9043115
Dark Bronze	9043120

200 Series Perma-Shield® Gliding Doors (1982 to Present)

2-Panel, 3-Panel and Sidelights

Joining Components

Inside Casing - 2 1/8"										
										
Finish	96"			120"						
	Pine	Maple	Oak	Pine	Maple	Oak	Cherry	Mahogany	Douglas Fir	Alder
Unfinished	9067316	9064335	9064417	9068749	9068751	9068750	9140911	9140912	9140910	9140913
White	9013179	9055406	9040761	9013180	9040762	9055403	-	-	-	-
Clear Coat	9013183	9013187	9013185	9013184	9013188	9013186	-	-	-	-
Cinnamon	9013207	9013211	9013209	9013208	9013212	9013210	-	-	-	-
Mocha	9013195	9013199	9013197	9013196	9013200	9013198	-	-	-	-
Primed	9013181	9055407	9040763	9013182	9040764	9055404	-	-	-	-
Honey	9013201	9013205	9013203	9013202	9013206	9013204	-	-	-	-
Russet	9013189	9013193	9013191	9013190	9013194	9013192	-	-	-	-
Espresso	9013215	9013219	9013217	9013216	9013220	9013218	-	-	-	-
Birch Bark (Bright White)	9013213	9055408	9040765	9013214	9040766	9055405	-	-	-	-

Joining Plate - FGL				
Note: Need two per mull. Cut to fit joining plates 1 1/2" shorter than the overall mull length or width.				
		4 9/16	6 9/16	
	4 9/16	Depth	Size	Length
			31	34 19/32
			33	36 19/32
			60	69 3/4
			64	73 1/2
			68	78
			611	80 7/8
			80	94
			100	118
			104	122
			120	142 1/2
		6 9/16	100	118
			140	166 1/2
				Order No.
				9179868
				9179869
				9179870
				9179871
				9179872
				9179873
				9179874
				9179875
				9179876
				9179877
				9179878
				9179879

Joining Components

Joining Plate Alignment Spacer - FGL				
Note: Need one per unit jamb that is to be joined. Required length: Join dimension - 1 1/2"				
		Size	Length	Order No.
		31	26 3/32	9179880
		33	28 3/32	9179881
		60	61 1/4	9179882
		64	65	9179883
		68	69 1/2	9179884
		611	72 3/8	9179885
		80	85 1/2	9179886
		100	109 1/2	9179887
		104	113 1/2	9179888
		120	134	9179889
		140	158	9179890

Intersection Bracket - FGL		
		Order No.
		9152243


Gusset Plate - FGL / 18"			
Note: Need two per join. Required length: Join dimension - 1 1/2"			
<p>Flanged Flat</p>		Type	Order No.
		Flat	9179993
		Flanged	9179994

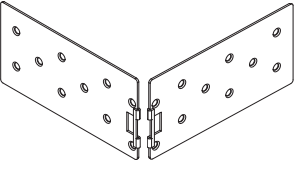
Fixed Bracket - FGL		
		Order No.
		9179997

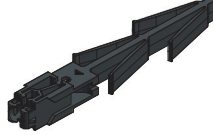
200 Series Perma-Shield® Gliding Doors (1982 to Present)


2-Panel, 3-Panel and Sidelights

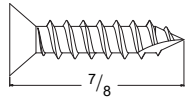
Joining Components

Slide Bracket - FGL				
		<table border="1" style="width: 100%; border-collapse: collapse;"> <tr> <th style="text-align: left; padding: 2px;">Order No.</th> </tr> <tr> <td style="padding: 2px;">9179998</td> </tr> </table>	Order No.	9179998
Order No.				
9179998				

Flat Slide Gusset - FGL			
 <p style="text-align: center; margin-top: 10px;">Type A Type B</p>		Type	Order No.
		A	9179995
		B	9179996

End Plug - FGL				
		<table border="1" style="width: 100%; border-collapse: collapse;"> <tr> <th style="text-align: left; padding: 2px;">Order No.</th> </tr> <tr> <td style="padding: 2px;">9179992</td> </tr> </table>	Order No.	9179992
Order No.				
9179992				

Locking/Sealing Plug - FGL				
		<table border="1" style="width: 100%; border-collapse: collapse;"> <tr> <th style="text-align: left; padding: 2px;">Order No.</th> </tr> <tr> <td style="padding: 2px;">9177451</td> </tr> </table>	Order No.	9177451
Order No.				
9177451				

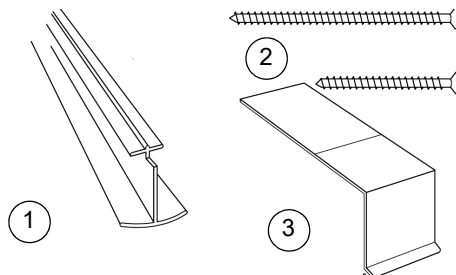
Screw Package - 7/8" FGL Screw			
Package Includes: (52) Fasteners 10-16 x 7/8" PH FL Type 17			
		Qty	Order No.
		52	9159384

Screw Package - 2" FGL Screw			
		Qty	Order No.
		18	9017654

Joining Components

Narrow Mull Joining Kit

1. Outside Trim Strip
2. Screws
3. Head Flashing

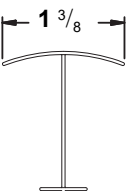


200 Series Perma-Shield® Gliding Door Narrow Mullion

Joining Kit - Narrow Mullion w / inside trim

Note: Kit Includes exterior trim strip, interior trim strip, head flashing and fasteners.	Unit No.	White	Terratone	Sandtone	Canvas	Dark Bronze	Black
	PS68	2510112	2620001	0900402	9033899	9071936	9130003
PS611	1916012	2460104	0900404	9033896	9071937	9130004	
PS80	1916013	2620002	0900405	9033897	9071938	9130005	

Trim Strip - Narrow Mullion / Exterior Vinyl Ref. No. 2

	Unit No.	Length	White	Terratone	Sandtone	Canvas	Dark Bronze	Black
	PS68	78 ⁷ / ₃₂	1970927	2640740	0903747	9033570	9071946	9129993
PS611	81 ³ / ₃₂	1970928	2640741	0903748	9033571	9071947	9129994	
PS80	94 ⁷ / ₃₂	2510220	2652907	0912419	9033576	9071948	9129995	


Trim Strip - Narrow Mullion / Interior Ref. No. 1

Unit No.	Length	White	Terratone	Sandtone	Canvas	Dark Bronze	Black
68	78 ⁷ / ₃₂	1970925	2640738	0903745	9033608	9071950	9129996
611	81 ³ / ₃₂	1970926	2640739	0903746	9033607	9071951	9129997
80	94 ⁷ / ₃₂	1970932	2640742	0903749	9033573	9071952	9129998

Head Flashing - Narrow Mullion Ref. No. 4

Unit No.	Size	White	Terratone	Sandtone	Canvas	Dark Bronze	Black
All	2 1/2	1997264	2640728	0903522	9033584	9071945	9129798

Screw Ref. No. 3

	Description	White	Terratone	Sandtone	Gray
	10-16 x 1 ⁵ / ₈ " TYP AB	3620649	3620646	3620648	3629021

Screw Ref. No. 3

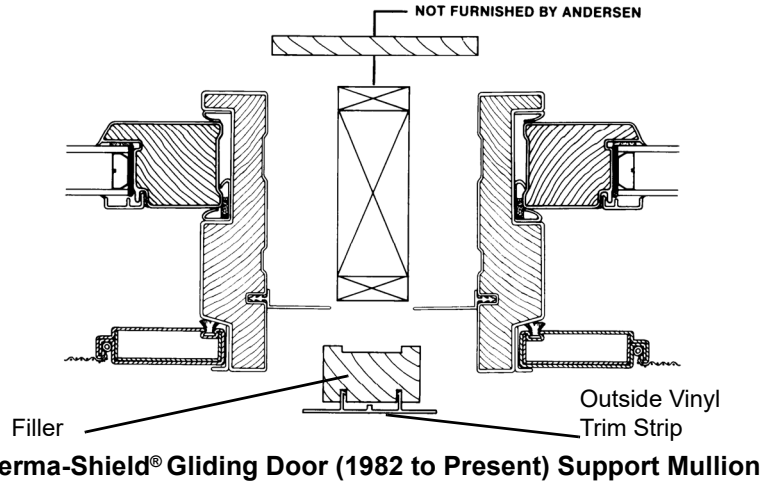
	Description	Order No.
	10-12 x 1 TYP 17	3621530

200 Series Perma-Shield® Gliding Doors (1982 to Present)

2-Panel, 3-Panel and Sidelights

Joining Components

Support Mull Joining Kit



Joining Kit - Support Mullion

Kit Includes:

Exterior vinyl trim strip, filler and flashing.

	Unit No.	Dimensions	White	Terra-tone	Sand-tone	Forest Green	Canvas	Dark Bronze	Black
	PS68	79 7/16	2510212	2620103	0900406	1262824	9033902	9071942	9130009
	PS611	82 5/16	1916512	2460204	0900408	1262829	9033898	9071943	9130010
	PS80	95 7/16	2510214	2620108	0911210	1262825	9033903	9071944	9130011

Trim Strip - Support Mullion / Outside / Vinyl

	Unit No.	Length	White	Terra-tone	Sand-tone	Forest Green	Canvas	Dark Bronze	Black
	GD68	79 7/16	1970929	2668706	0924706	1267804	N/A	N/A	N/A
	GD611	82 5/16	1970930	2668707	0924707	1267805	N/A	N/A	N/A
	GD80	95 7/16	2579708	2668708	0924708	1267806	9017504	9020912	9017506

Filler - Support Mullion

	Unit No.	Length	Order No.
	GD68	79 7/16	2579714
	GD611	82 5/16	2579715
	GD80	95 7/16	2579716

Head Flashing - Support Mullion

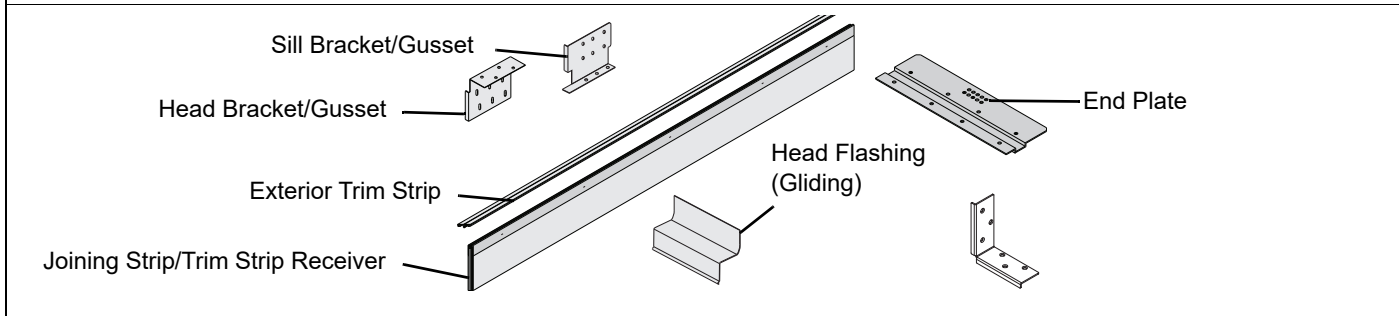
	Unit No.	Length	Color	Order No.
	All Units	4 3/8	White	1997266
			Terratone	2640729
			Sandtone	0903524
			Forest Green	9010359
			Canvas	9033583
			Dark Bronze	9020909
			Black	9006529

Joining Components

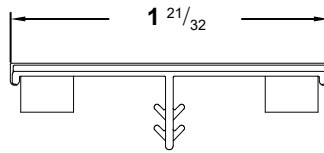
Vintage LVL Joining Kit Components

Note:

Laminated Veneered Lumber (LVL) joining system was replaced by Easy Connect Joining System (ECJS) in July 2019. Some kits and component parts are unavailable.



Trim Strip - LVL Reinforced / Exterior / 3/4"



Unit No.	Length	White	Terratone	Sandtone	Forest Green	Canvas	Dark Bronze	Black
68	79 1/4	2573492	2640743	0903750	1262848	9033578	9020914	9006503
611	82 1/8	2573496	2640744	0903751	1262849	9033579	9020915	9006508
80	95 1/4	2573488	2640745	0903752	1262850	9033577	9020916	9006513
10 ft	117 13/16	2510101	2640746	0903753	1262851	9033574	9020917	OBD

Flashing - LVL Reinforced / Exterior Support Mullion / 4 3/8"

Color	Order No.
White	1997266
Terratone	2640729
Sandtone	0903524
Forest Green	1262727
Canvas	9033583
Dark Bronze	9020909
Black	9006529

200 Series Perma-Shield® Gliding Doors (1982 to Present)

2-Panel, 3-Panel and Sidelights

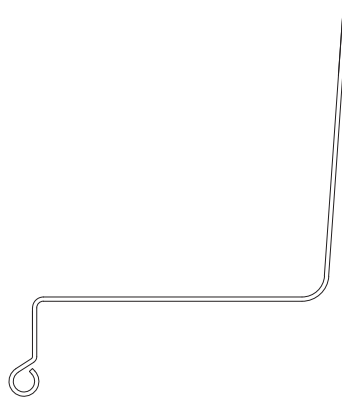
Joining Components

Inside Casing - LVL Reinforced / 3/4" and Narrow Mullion / 2 3/8"				
	Note: Inside casing is not part of LVL joining kit.	Length	Finish	Order No.
		96"	White (Vinyl)	1916008
			Sandtone	9069014
			Terratone	9069015
			Forest Green	9069016
			Pine	1916007
			Maple	1916010
			Oak	1916009

Universal Drip Cap - Continuous

Note:

Use on side-by-side or vertical joins mulled at the factory or distributor. Consists of 24 gauge aluminum material.



	72"			120"			151 1/2"	
	Package Quantity			Package Quantity			Package Quantity	
	1	10	40	1	10	40	1	10
White	2222525	2222526	2222527	2222546	2222547	2222548	2222555	2222556
Terratone	2222528	2222529	NA	2222549	2222550	NA	2222557	2222558
Sandtone	2222530	2222531	NA	2222551	2222552	NA	2222559	2222560
Forest Green	2222532	2222533	N/A	2222553	2222554	N/A	2222561	2222562
Canvas	9003116	9003117	N/A	9003126	9003127	N/A	9003130	9003131
Dark Bronze	9020502	9020503	N/A	9020504	9020505	N/A	9020506	9020507

Joining Components

200 Series Perma-Shield® Gliding Doors (1982 to Present)

Service Replacement

Service Replacement Only Parts

Service Replacement Only Parts

Note:

This section is specifically designed for parts that should only be ordered if a Field Service Manager/Service Provider has requested them to be ordered or if the customer agrees to also pay for a non-warranty repair/replace service job (subject to availability) for these parts to be installed. We do not recommend anyone other than a trained AW employee or Service Provider install these parts due to the complexity of installation, modifications required for installation and/or requirement of special tools.

Grilles - Divided Light

Grille - Divided Light / Interior and Exterior / Permanent

Note:

These grilles can only be ordered by SAR/SPC. Profiles are 3/4", 7/8", 1 1/8", and 2 1/4".

There is no spacer in these grilles. Grilles have simulated divided light construction and are available in standard pattern or specified equal lights with one profile or mixed profiles.

Grille - Divided Light / Exterior with Removable Interior / Permanent

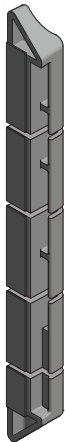
Note:

These grilles can only be ordered by SAR/SPC. Profiles are 3/4", 7/8", 1 1/8", and 2 1/4".

There is no spacer in these grilles. Grilles have simulated divided light construction and are available in standard pattern or specified equal lights with one profile or mixed profiles.

Blinds Between the Glass Components

Track - Blinds Between the Glass



	Unit No.	White	
		LH	RH
	PS68	9139536	9139537
	PS611	9139691	9139692