

What's in This Section

Clad Outswing Folding Doors	Page 3
Part Illustrations	3
Parts Illustration - Multi Panel Door	3
Parts Illustration - Multi Panel Door	4
Unit Sizes	5
Product Label	5
Size Limitations	6
Unit Configurations	7
Panel Sets	8
Panel Sets	9
Panels	10
Panels - Shapes and Sizes	10
Panel Assembly - Active	11
Panel Assembly - Passive	12
Panel Assembly - Leading	13
Panel Assembly - Jamb	14
Panel Assembly - Basic	15
Panel Options	16
Replacement Door Panels	17
Reglazing Kits	17
Replacement Raised & Flat Panels	18
Interior Glazing Stops	19
Astragals	20
Door Panel Parts	23
Grilles	25
Interior and Exterior Grilles	25
Grille Profiles - Wood	26
Grille Profiles - Fibrex™	27
Standard Grille Patterns	28
Grille Parts	29
Hardware	30
Hardware Application	30
Trim Set - GU / Active	31
Trim Set - GU / Dummy	32
Trim Set Parts	33

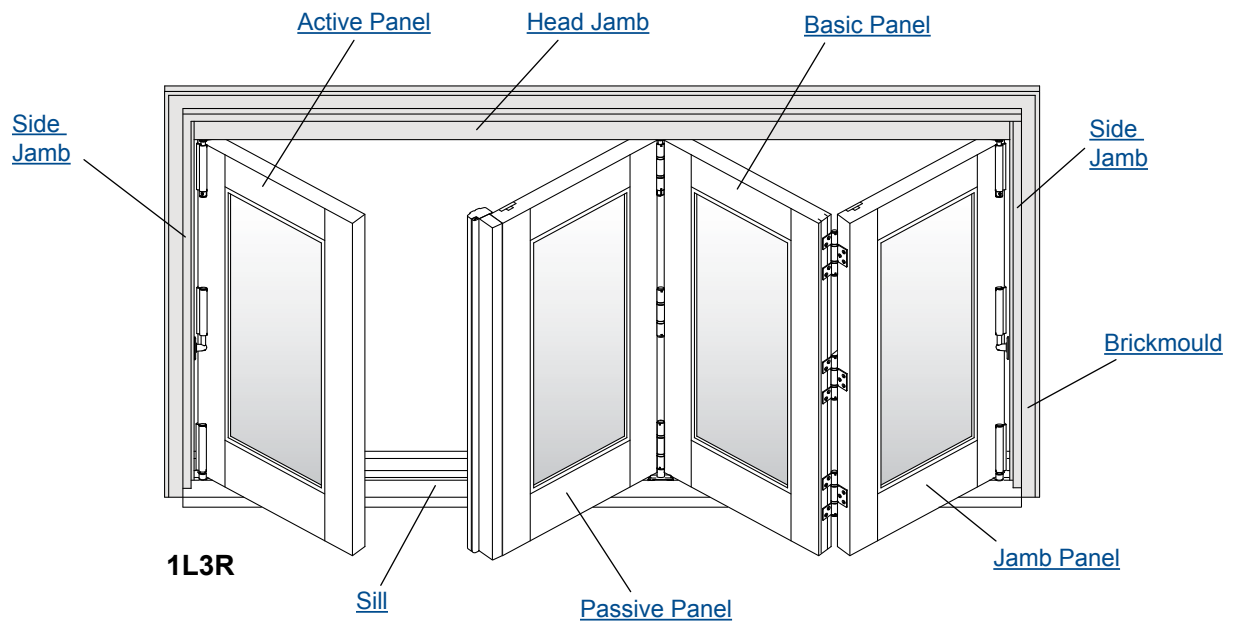
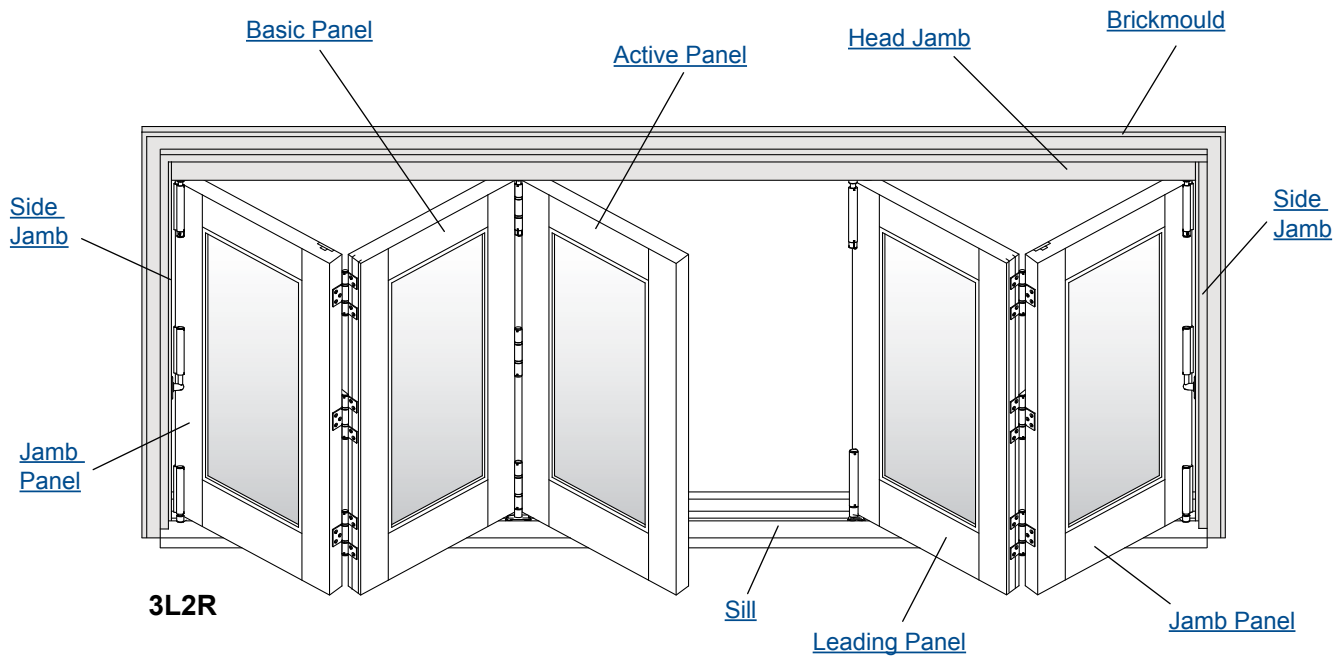
Trim Set Parts - AW / 2 ¼"	35
Lock Assembly - AW	36
Lock Parts - AW	37
Lock Assembly - GU	39
Lock Assembly - GU	40
Lock Parts - GU	41
Hardware Sets	43
Pivot Set	44
End Carrier Set	45
Intermediate Carrier Set	46
Hinges	47
Magnetic Catches	49
Flush Bolts	50
Frames	51
Frame Assembly - 1 ¾" Door Panel	51
Frame Assembly - 2 ¼" Door Panel	52
Sill - 6 9/16" Wall Thickness	53
Sill Parts	55
Extension Jambs - Interior	59
Frame Parts	60
Joining Components	61
Mullion Covers	61
Interior Casing	62
Casing Profiles	62
Casing Parts	64
Installation Components	66
Installation Components	66
Service Replacement	Page 67
Service Replacement Parts	67
Service Parts	67

Andersen® Wood Outswing Folding Doors (2009 to Present)

Multiple Panel Doors

Parts Illustration

Parts Illustration - Multi Panel Door



Wood Outswing Folding Doors Unit Parts

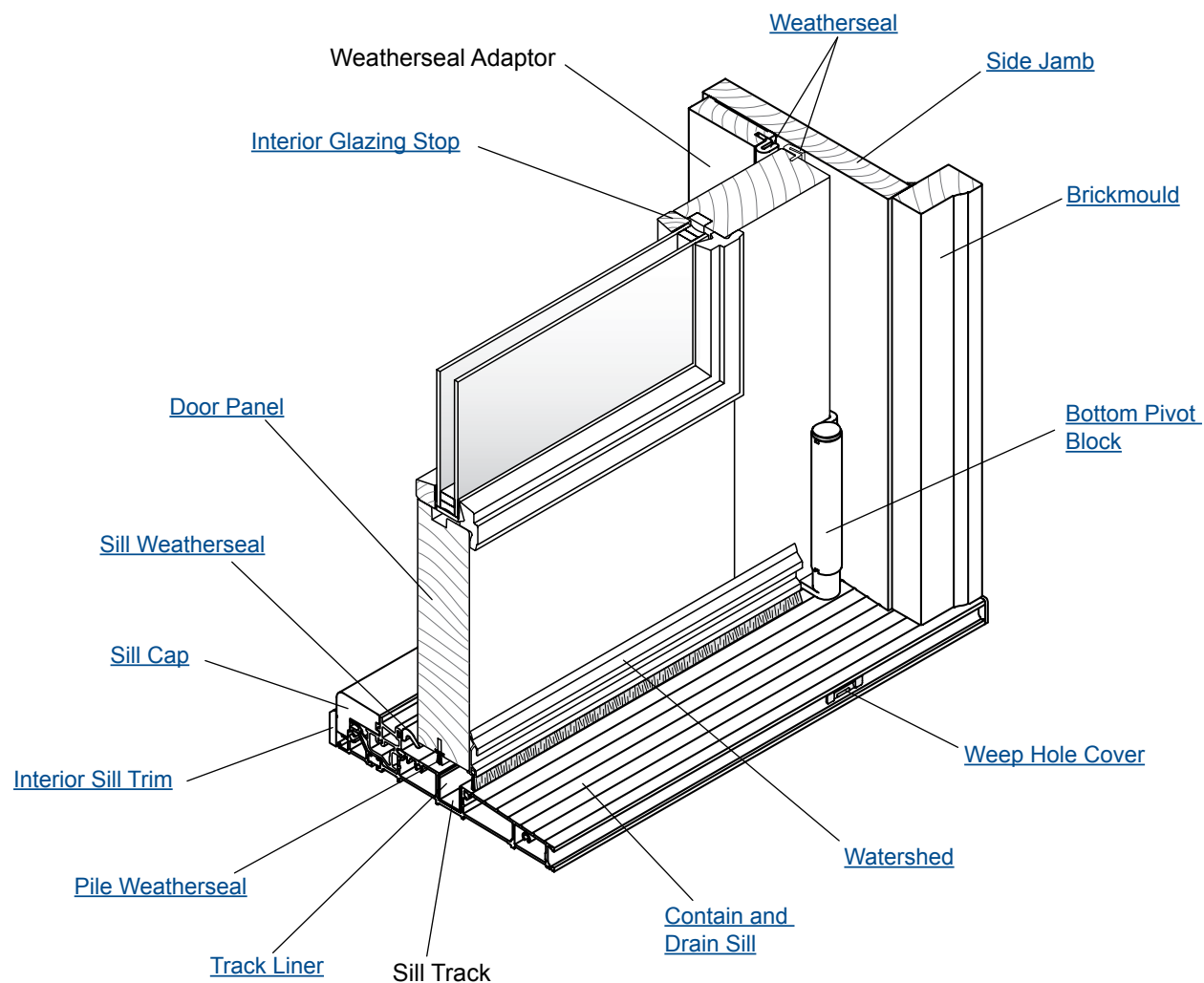
Unit viewed from exterior

Parts Illustration

Parts Illustration - Multi Panel Door

Note:

Contain & Drain sill shown.



Wood Outswing Folding Doors Unit Parts

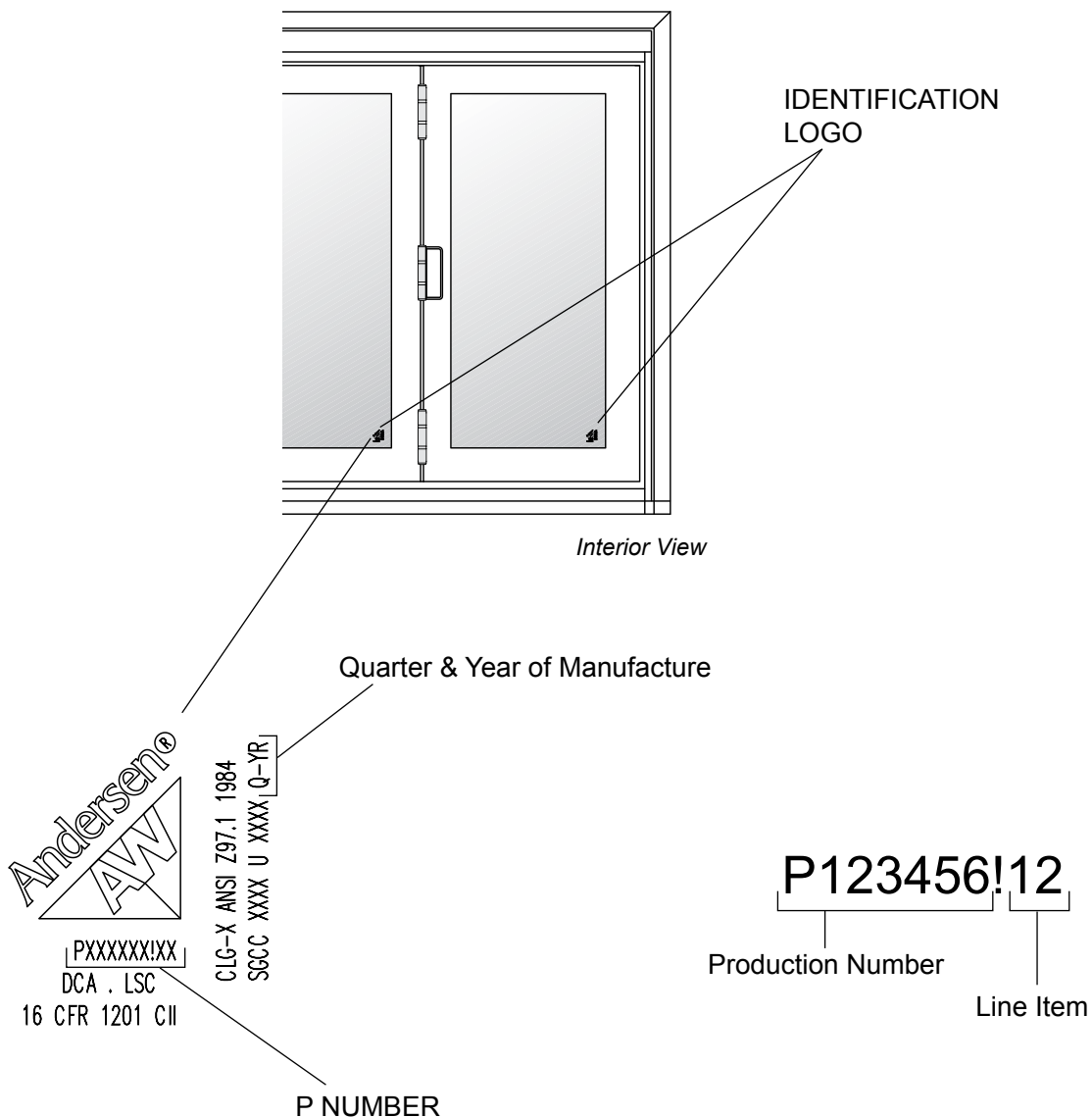
Unit viewed from exterior

Product Label

Wood outswing folding doors have an identification logo etched on the bottom right corner of the glass as viewed from the interior.

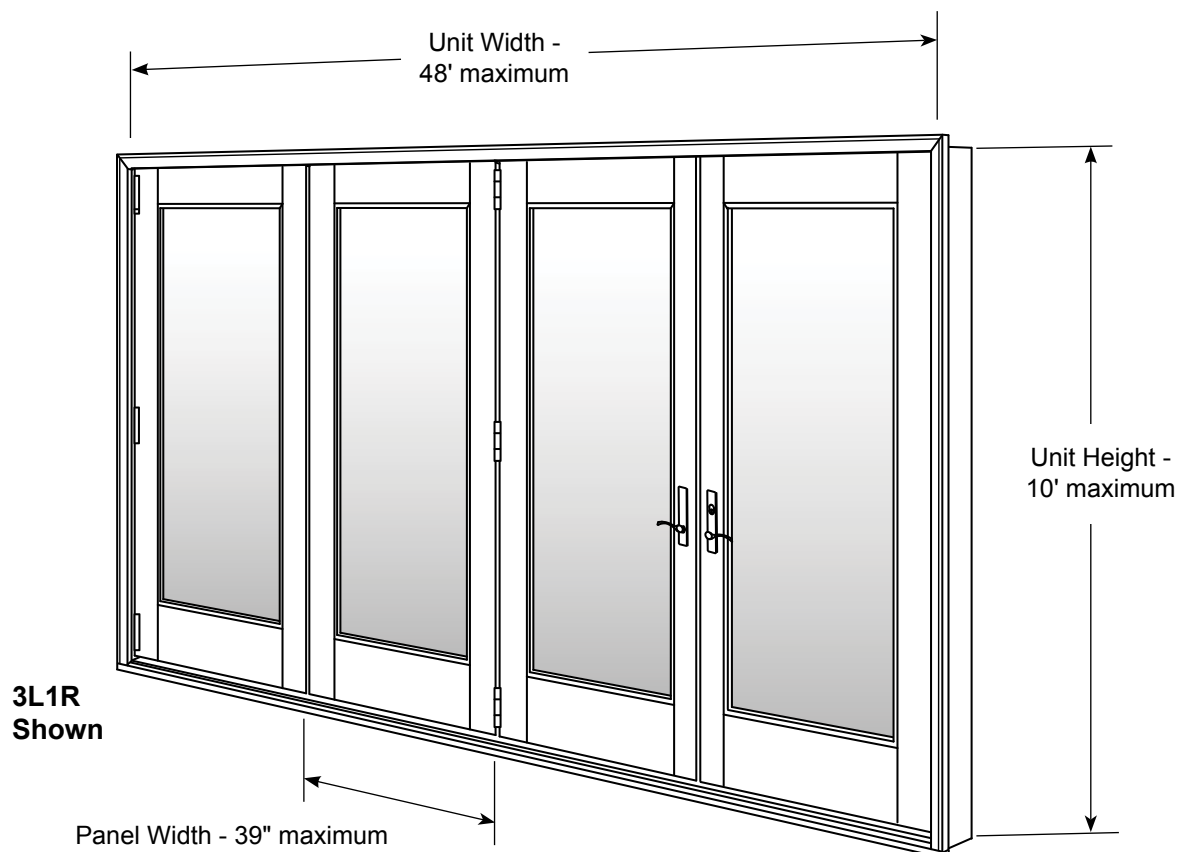
This identification logo contains a “P Number”. The “P Number” is located directly below the Andersen® logo. “P Numbers” include both the Production Number and Line Item Number separated by an exclamation mark.

When ordering replacement parts, please provide the “P Number” and a brief description of the product and part required to ensure the replacement part(s) match the specifications of the original product. If unable to locate the “P Number” contact the appropriate Andersen® distributor.



Unit Sizes

Size Limitations



Limitations

Unit

Maximum overall unit width = 48'
 Maximum overall height = 10' (nominal)
 Standard heights = 6'-8" , 6'-11" , 8' & 10' (nominal)
 Frame depth = 6 9/16" to 11" in 1/16" increments
 Maximum 16 panels per unit - maximum 8 panels per side

Door Panels

Maximum panel width = 39"
 Standard panel widths = 24" , 32" , 36" & 39" (nominal)
 All panels must be same width
 Maximum panel height = 118"
 Maximum panel weight = 176 lbs. (80kgs)
 Panel Thickness = 1 3/4" & 2 1/4"

Unit Sizes

Unit Configurations

Note:

Door configurations are always listed from left to right as viewed from exterior.

2
PANEL

2L



Interior
Exterior

2R



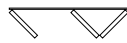
Interior
Exterior

3
PANEL

2L1R



1L2R



3L

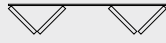


3R




4
PANEL

2L2R




1L3R



3L1R



4R

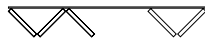


4L



5
PANEL

3L2R



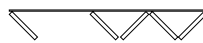
2L3R



4L1R



1L4R



5L



5R




6
PANEL

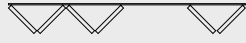
3L3R



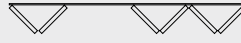
2L4R



4L2R



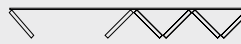
1L5R



5L1R



6R

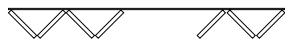


6L




7
PANEL

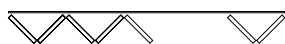
4L3R



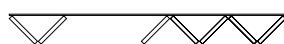
3L4R



5L2R



2L5R



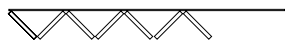
6L1R



1L6R



7L



7R




8
PANEL

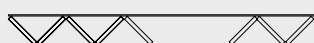
4L4R




3L5R



5L3R



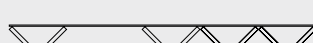
2L6R



6L2R



1L7R



7L1R



8R



8L

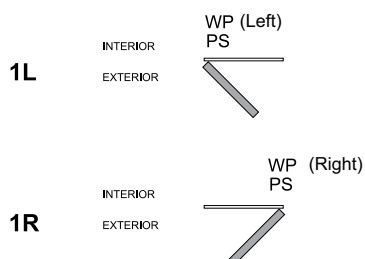


Unit Sizes

Panel Sets

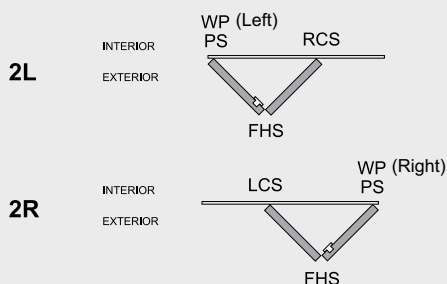
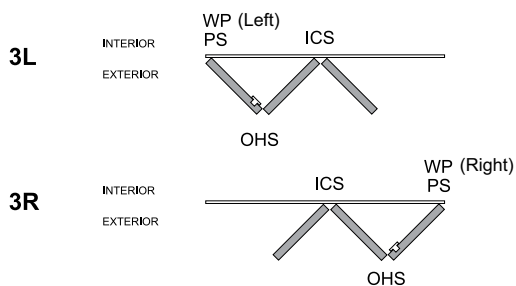
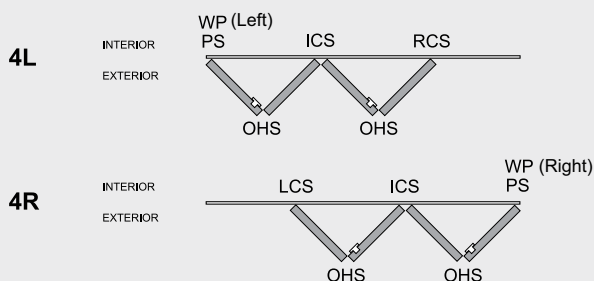
Note:

All possible configurations are made up of these panel sets. Each configuration is made up of a left and/or right panel set.

1 PANEL SETS

HARDWARE LEGEND


Flushbolts
(top & bottom)

PS - Pivot Set
 WP - Wall Pivot(s)
 ICS - Intermediate Carrier Set
 LCS - Left Carrier Set
 RCS - Right Carrier Set
 OHS - Offset Hinge Set
 FHS - Flat Hinge Set

2 PANEL SETS

3 PANEL SETS

4 PANEL SETS


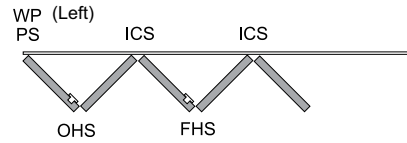
Unit Sizes

Panel Sets

5 PANEL SETS

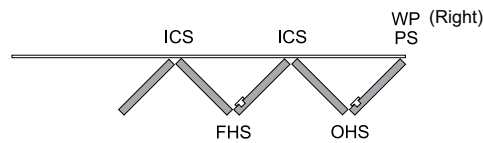
5L

INTERIOR
EXTERIOR



5R

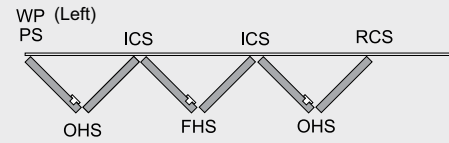
INTERIOR
EXTERIOR



6 PANEL SETS

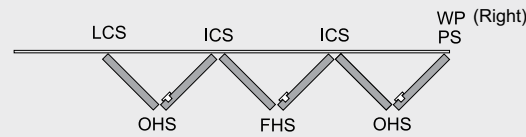
6L

INTERIOR
EXTERIOR



6R

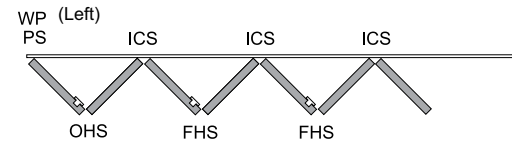
INTERIOR
EXTERIOR



7 PANEL SETS

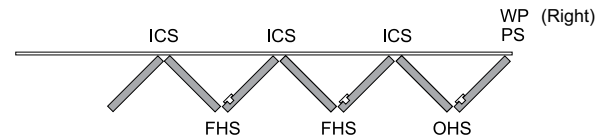
7L

INTERIOR
EXTERIOR



7R

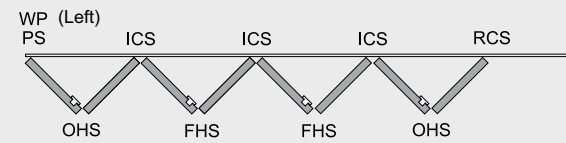
INTERIOR
EXTERIOR



8 PANEL SETS

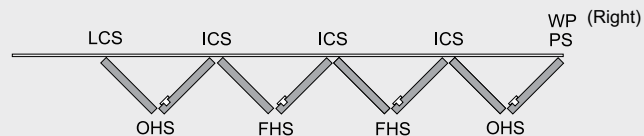
8L

INTERIOR
EXTERIOR



8R

INTERIOR
EXTERIOR



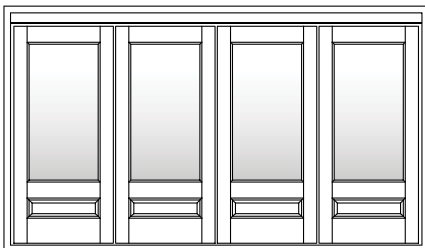






Panels

Panels - Shapes and Sizes

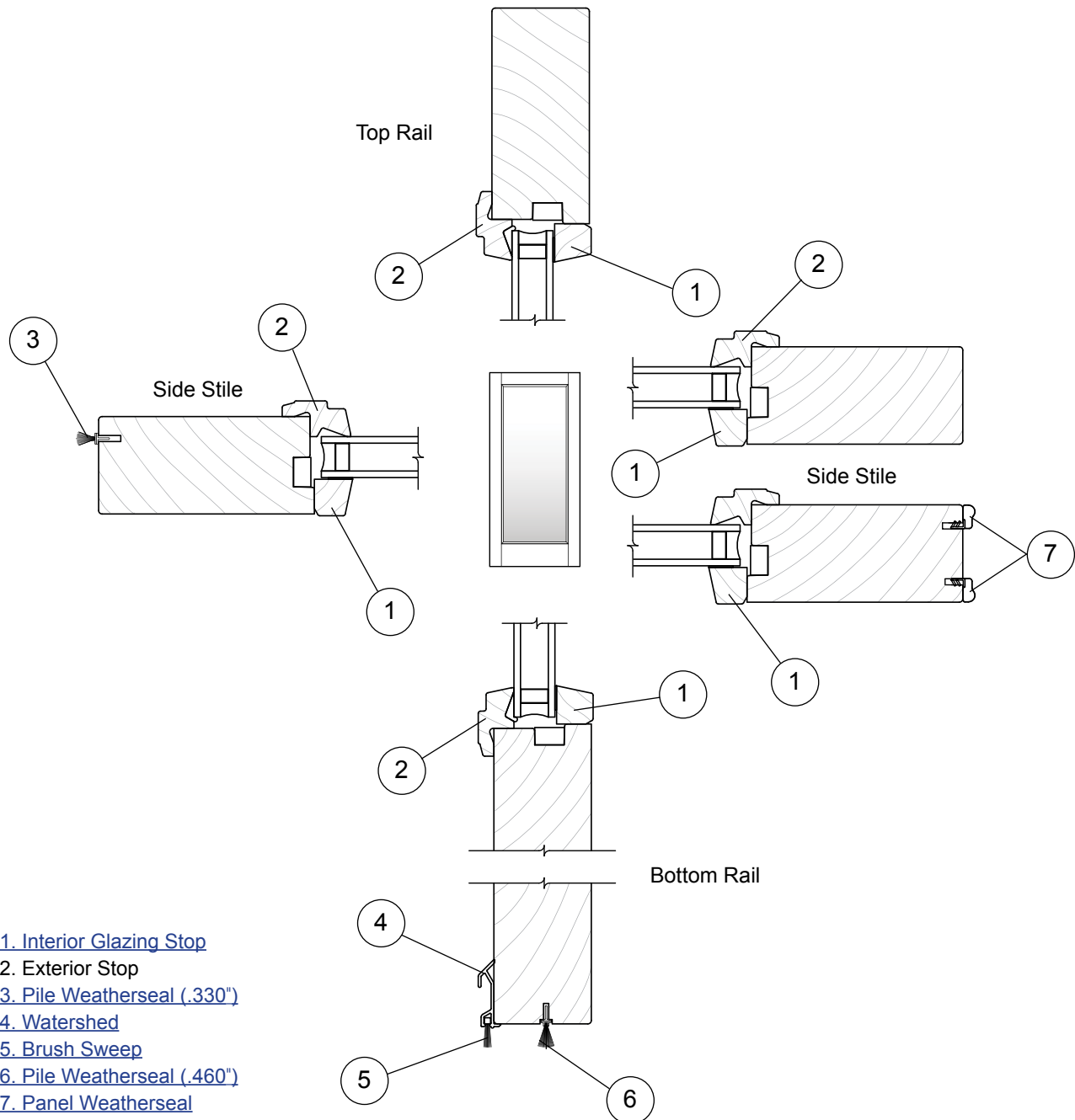
Note:

These doors represent only a few of the many styles available.



Wood Outswing Folding Doors - Shapes and Styles

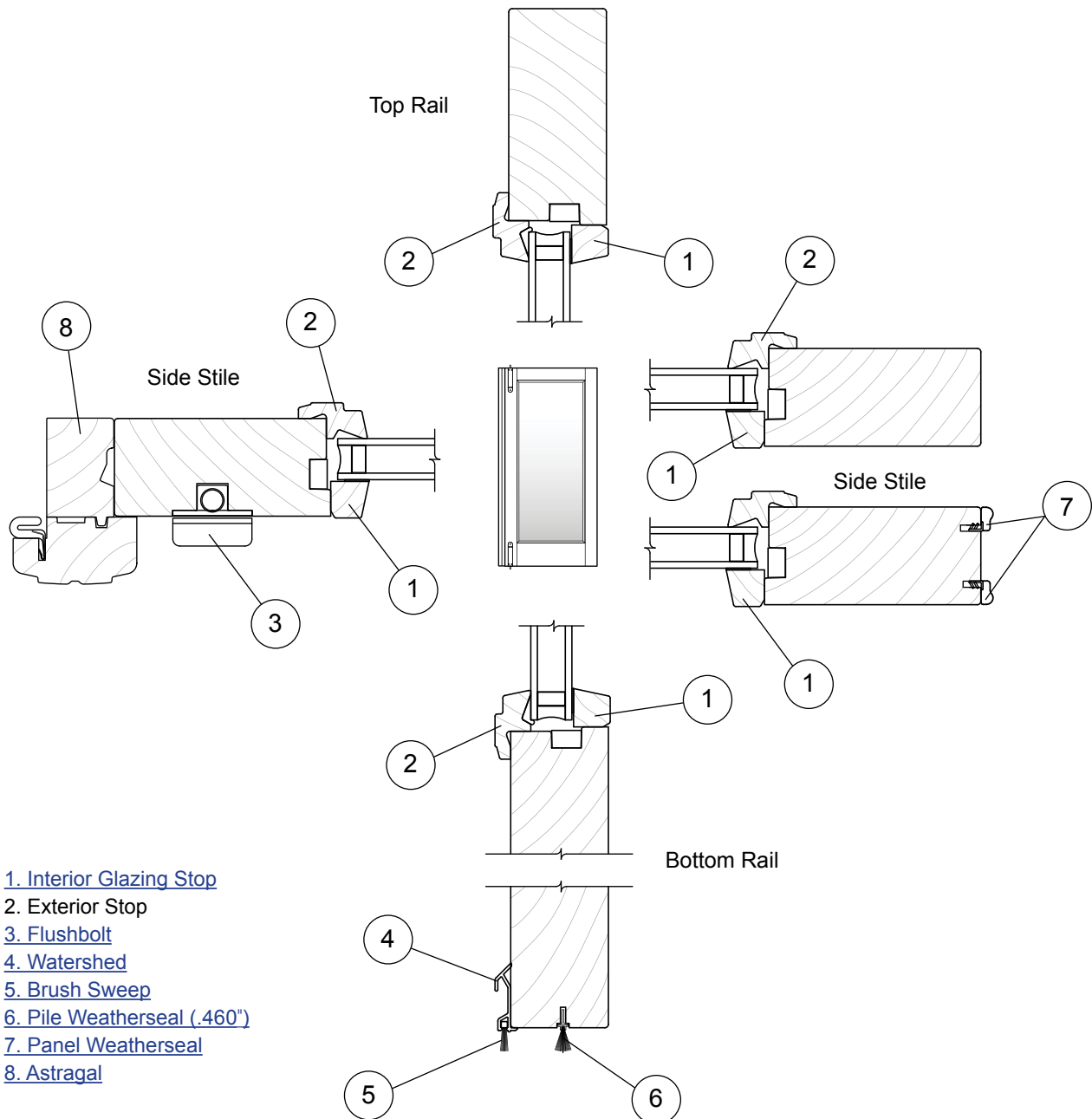
Panel Assembly - Active



Wood Outswing Folding Doors - Active Panels

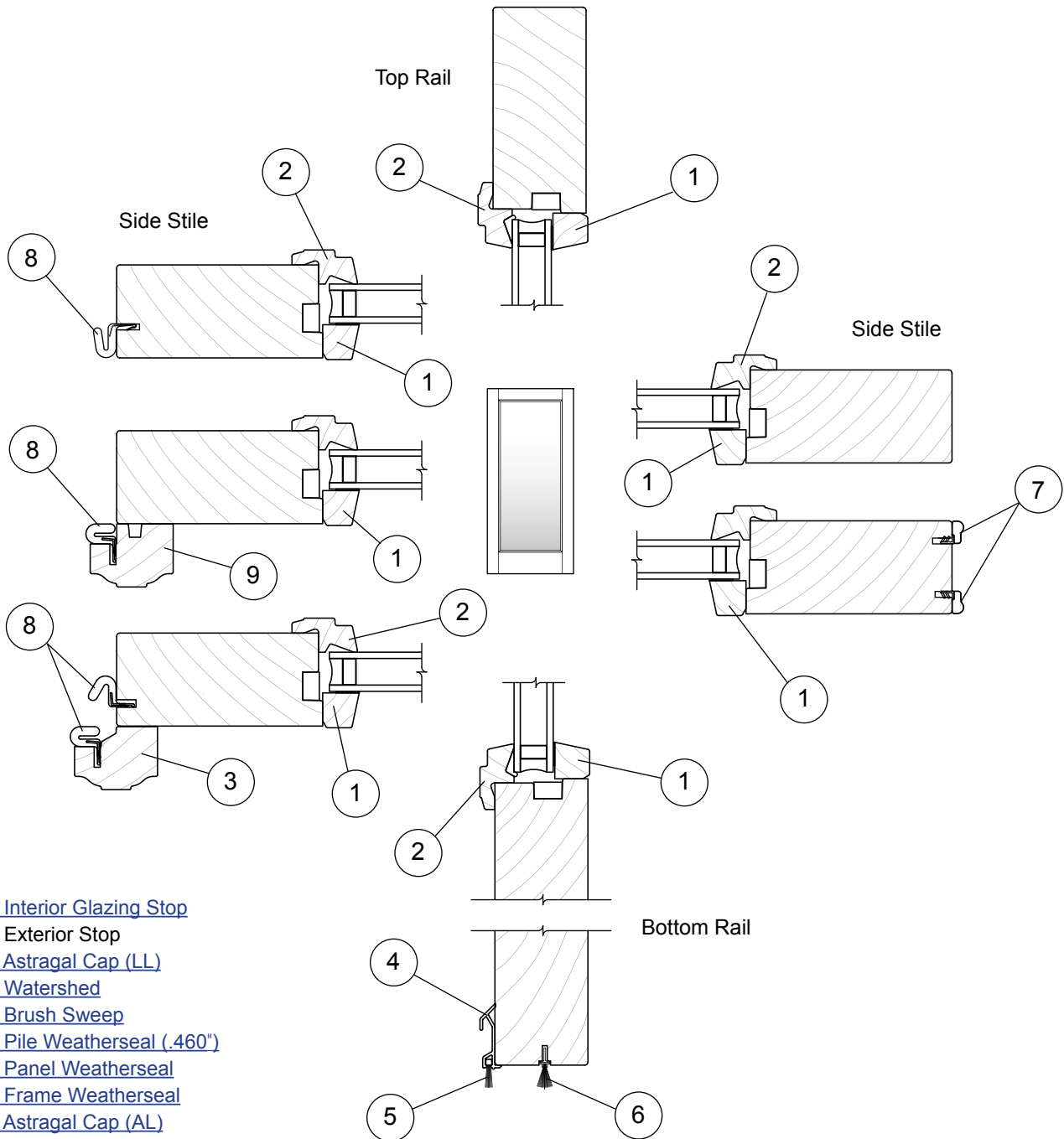
Panels

Panel Assembly - Passive



Wood Outswing Folding Doors - Passive Panels

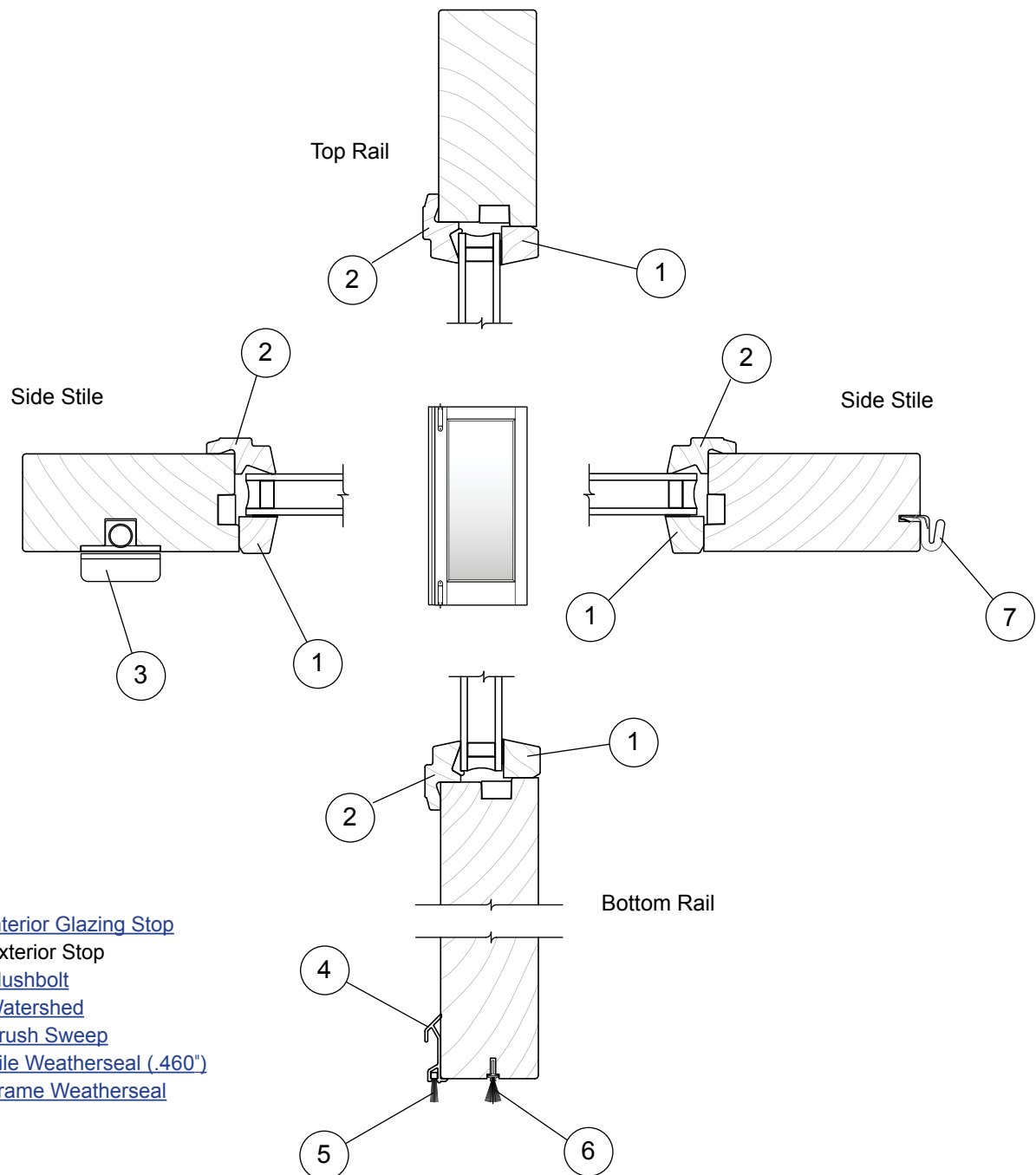
Panel Assembly - Leading



Wood Outswing Folding Doors - Leading Panels

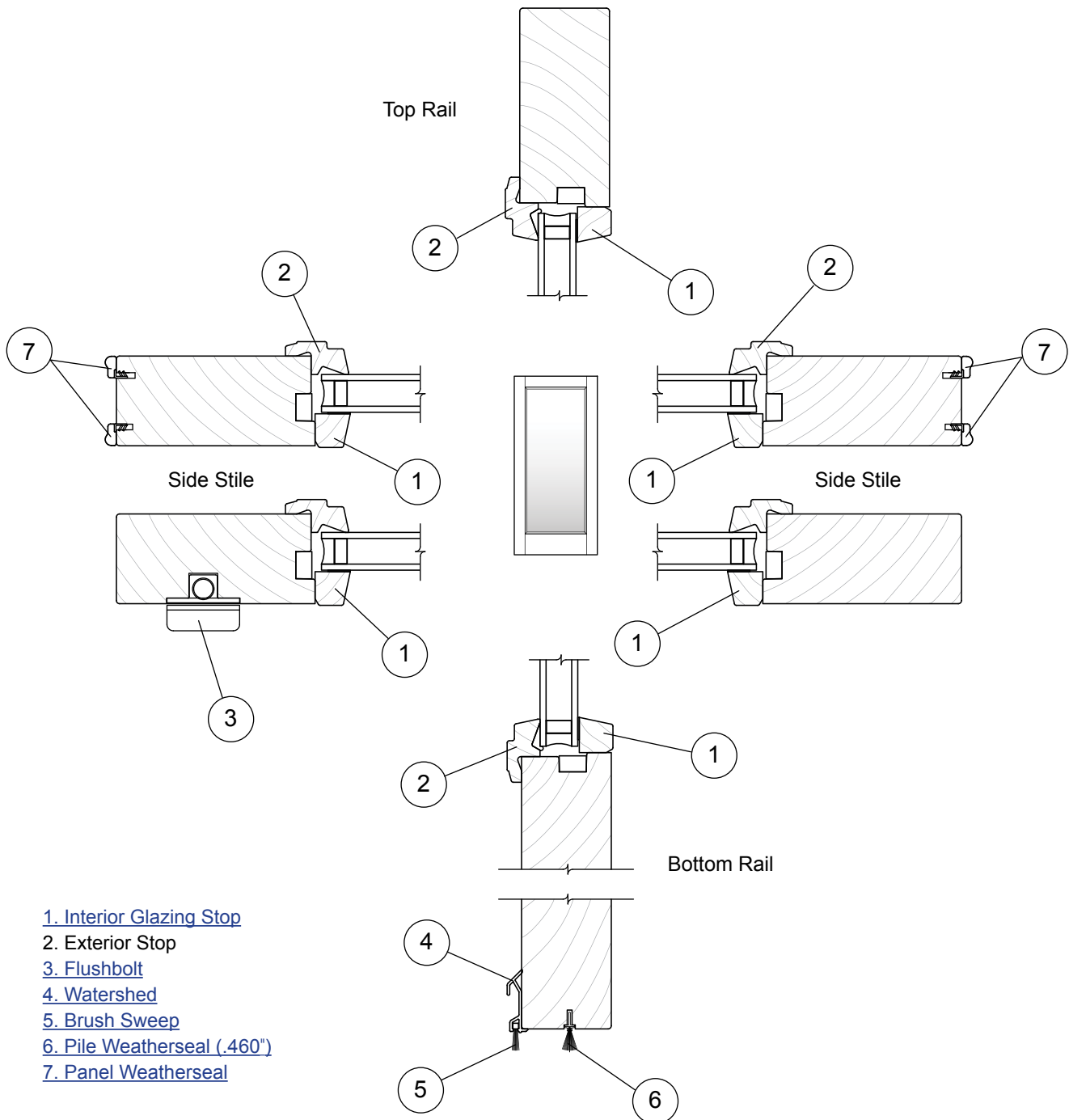
Panels

Panel Assembly - Jamb



Wood Outswing Folding Doors - Jamb Panels

Panel Assembly - Basic

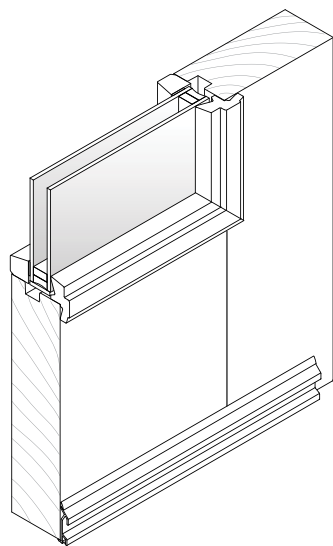


Wood Outswing Folding Doors - Basic Panels

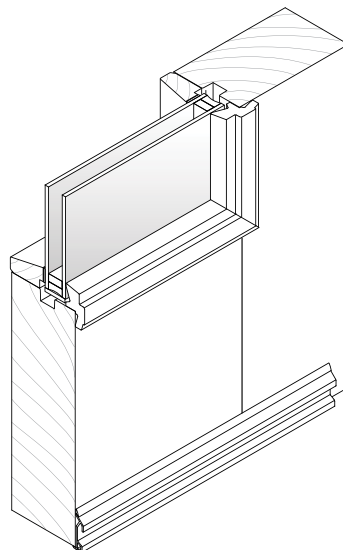
Panels

Panel Options

Panel Thickness

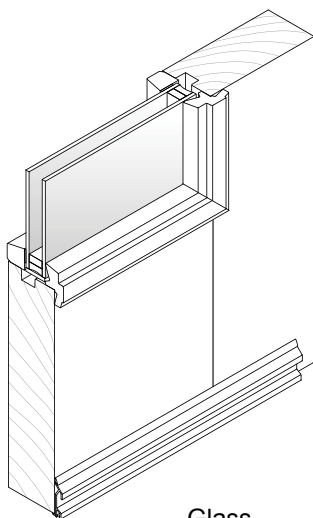


1 ¾" Thick Door Panel

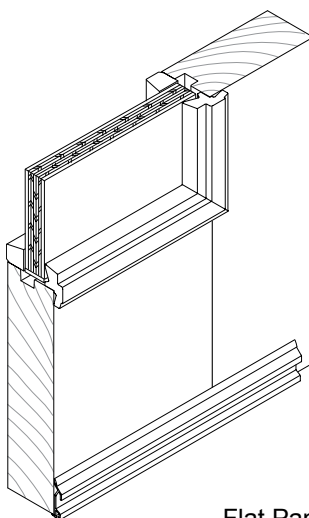


2 ¼" Thick Door Panel

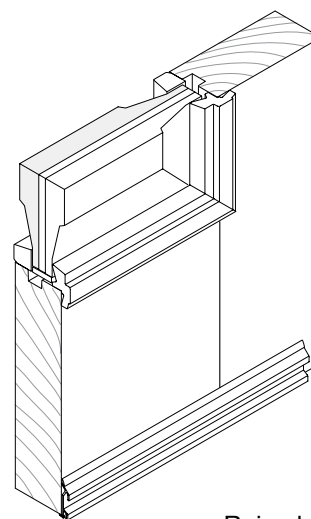
Glass / Flat Panels / Raised Panels



Glass




Flat Panel



Raised Panel

Panels

Replacement Door Panels



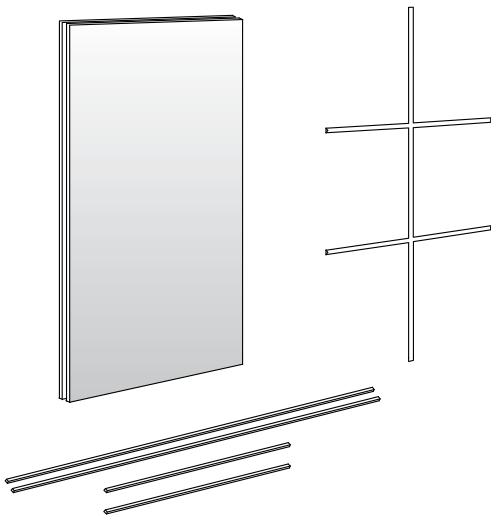
Note:

Replacement door panels are made to order.

To order, complete the **Hinge Location Form** and state:

1. **Description of Part (replacement door panel)**
2. **Quantity**
3. **P number (from product label, see [page 5](#))**

Reglazing Kits



Kit Includes:

Glass unit.

Interior glazing stops and permanent grilles ordered separately.

Glazing stops and grilles have tape applied.

Note:

Reglazing kits are made to order.

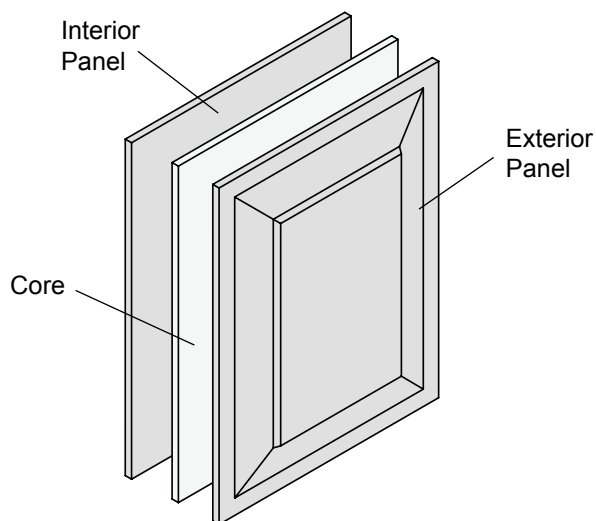
To order, state:

1. **Description of Part (reglazing kit)**
2. **Quantity**
3. **P number (from product label, see [page 5](#))**

Panels

Replacement Raised & Flat Panels

Raised Panels

**Note:**

Raised panels are made up of 3 parts; exterior panel, interior panel & core.

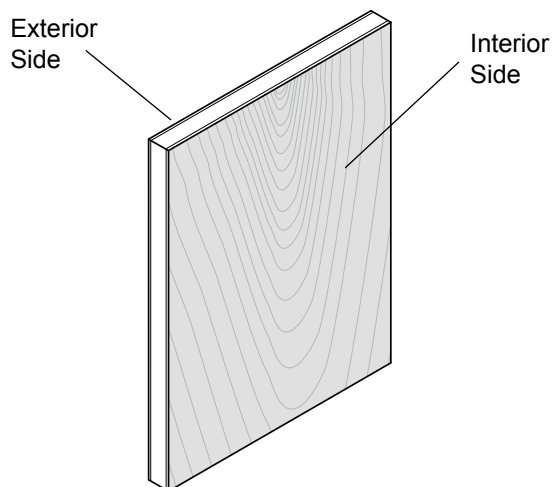
Raised panels can be ordered as separate pieces or as a set.

Interior and exterior raised panels are available in pine, oak, mahogany, maple, cherry, Douglas fir, alder and prefinished white.

To order, state:

1. **Description of Part (raised panel)**
2. **Quantity**
3. **P number (from product label, see [page 5](#))**

Flat Panels

**Note:**

Flat panels are 1 piece.

Interior and exterior of flat panels are available in pine, oak, mahogany, maple, cherry, Douglas fir, alder and prefinished white.

To order, state:

1. **Description of Part (flat panel)**
2. **Quantity**
3. **P number (from product label, see [page 5](#))**


Panels

Interior Glazing Stops


Note:

Available in pine, oak, mahogany, maple, cherry, Douglas fir, alder, and prefinished white.

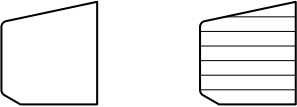
Interior Glazing Stop - $\frac{1}{2}$ " - Lineal Ref. No. 1 [page 11](#), [12](#), [13](#), [14](#) & [15](#)

	Note: Used on decorative insulating art glass in $1\frac{3}{4}$ " door panels.	AAP Order No.	AW Order No.
		PF1008	


Interior Glazing Stop - $\frac{1}{2}$ " - Curved Ref. No. 1 [page 11](#), [12](#), [13](#), [14](#) & [15](#)

	Note: Used on decorative insulating art glass in $1\frac{3}{4}$ " door panels.	AAP Order No.	AW Order No.
		PF1016	

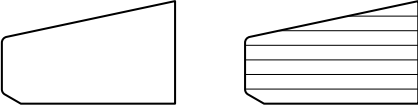
Interior Glazing Stop - $\frac{5}{8}$ " - Lineal & Curved Ref. No. 1 [page 11](#), [12](#), [13](#), [14](#) & [15](#)

	Note: Used on dual pane $1\frac{3}{4}$ " door panels.	AAP Order No.	AW Order No.
		PF1755	

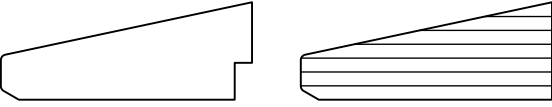
Interior Glazing Stop - $\frac{15}{16}$ " - Lineal & Curved Ref. No. 1 [page 11](#), [12](#), [13](#), [14](#) & [15](#)

	Note: Used on decorative insulating art glass in $2\frac{1}{4}$ " door panels.	AAP Order No.	AW Order No.
		PF1483	

Interior Glazing Stop - $1\frac{3}{16}$ " - Lineal & Curved Ref. No. 1 [page 11](#), [12](#), [13](#), [14](#) & [15](#)

	Note: Used on single pane $1\frac{3}{4}$ " door panels and dual pane $2\frac{1}{4}$ " door panels.	AAP Order No.	AW Order No.
		PF1011	

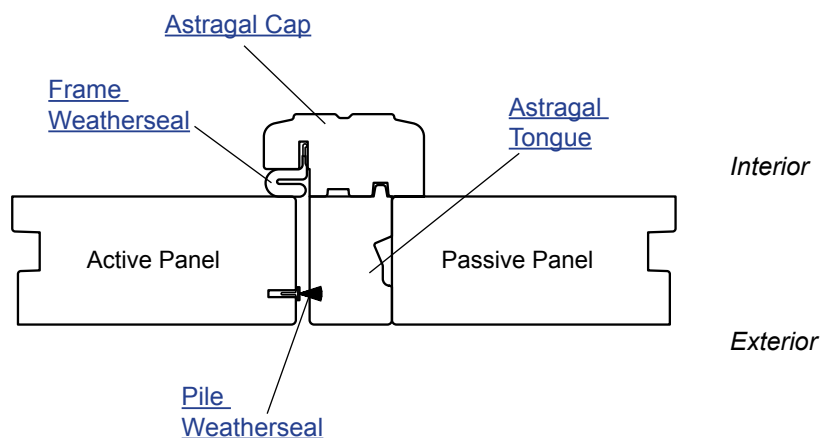
Interior Glazing Stop - $1\frac{13}{16}$ " - Lineal & Curved Ref. No. 1 [page 11](#), [12](#), [13](#), [14](#) & [15](#)

	Note: Used on single pane $2\frac{1}{4}$ " door panels.	AAP Order No.	AW Order No.
		PF1758	

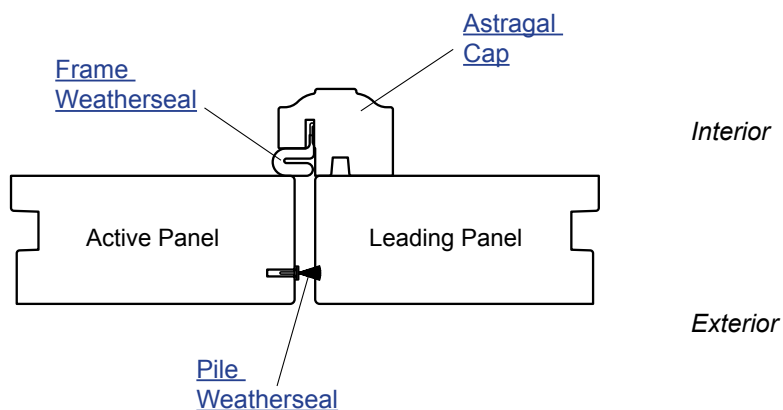
Panels

Astragals

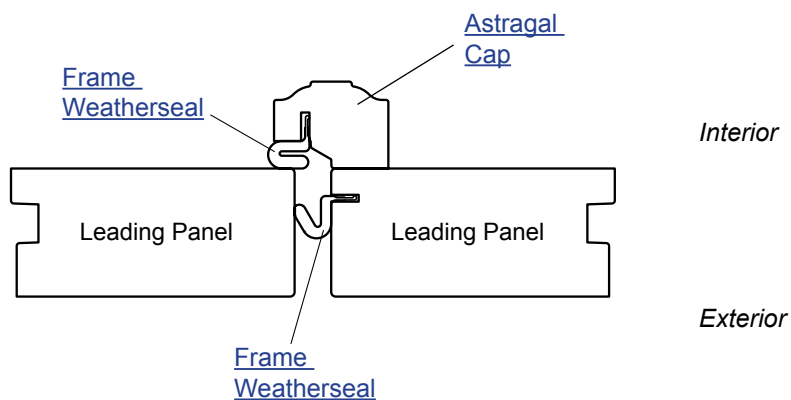
**Astragal - c/w Tongue
Active/Passive**



**Astragal Cap
Active/Leading**



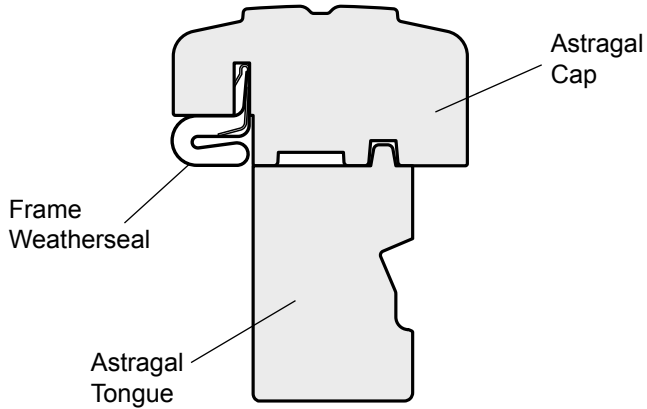
**Astragal Cap
Leading/Leading**



Wood Outswing Folding Doors - Astragals

Panels

Astragal - Passive Door Panels *Ref. No. 8 [page 12](#)*



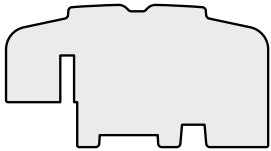
Note:

Astragals are made to order.

To order, state:

1. **Description of Part** (astragal, including left- or right-hinged door panel)
2. **Quantity**
3. **P number** (from product label, see page 5)

Astragal Cap - Wood



Note:

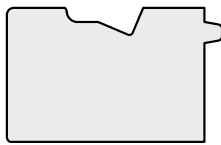
Available in pine, oak, mahogany, maple, cherry, Douglas fir, alder, and prefinished white.

AAP Order No.

PF2202

AW Order No.

Astragal Tongue - Wood



Note:

Available in pine, oak, mahogany, maple, cherry, Douglas fir, alder, and prefinished white.

Panel

1 3/4"

2 1/4"

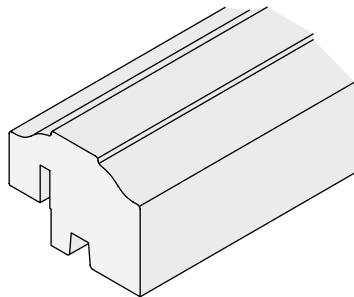
AAP Order No.

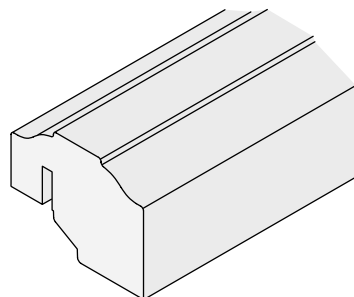
PF2237

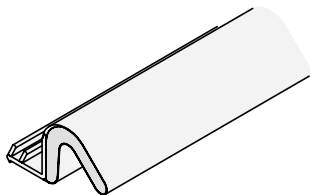
PF2238

AW Order No.

Panels

Astragal Cap - Leading to Active / Wood Ref. No. 9 page 13			
	Note: Available in pine, oak, mahogany, maple, cherry, Douglas fir, alder, and prefinished white.	AAP Order No.	AW Order No.
		PF1318	

Astragal Cap - Leading to Leading / Wood Ref. No. 3 page 13			
	Note: Available in pine, oak, mahogany, maple, cherry, Douglas fir, alder, and prefinished white.	AAP Order No.	AW Order No.
		PF2274	

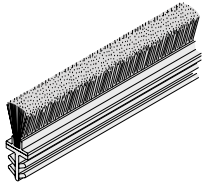
Weatherseal - Frame Ref. No. 8 page 13 & No. 7 page 13 & 14			
	Note: Available in brown.	AAP Order No.	AW Order No.
		PF1371	

Panels

Door Panel Parts

Weatherseal - Pile / Head *Ref. No. 3 [page 11](#)*

		AAP Order No.	AW Order No.
		113412	

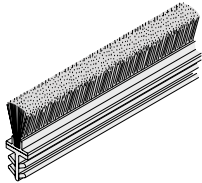


Note:

Used in top rail panel cap and along lock set edge of active doors. Available in black. Pile height = .330"

Weatherseal - Pile / Bottom Rail *Ref. No. 6 [page 11](#), [12](#), [13](#), [14](#) & [15](#)*

		AAP Order No.	AW Order No.
		113327	

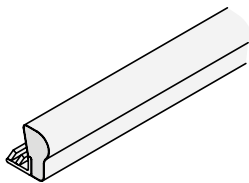


Note:

Used along bottom of door panels. Available in black. Pile height = .460"

Weatherseal - Panel / Foam *Ref. No. 7 [page 11](#), [12](#), [13](#) & [15](#)*

		AAP Order No.	AW Order No.
		113325	

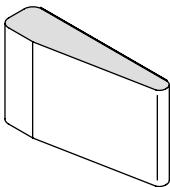


Note:

Installed along side stiles of leading and basic doors. Available in brown.

Pad - Foam / $\frac{3}{8}$ " x $\frac{7}{8}$ " *(Apr 2013 to Present)*

		AAP Order No.	AW Order No.
		114889	



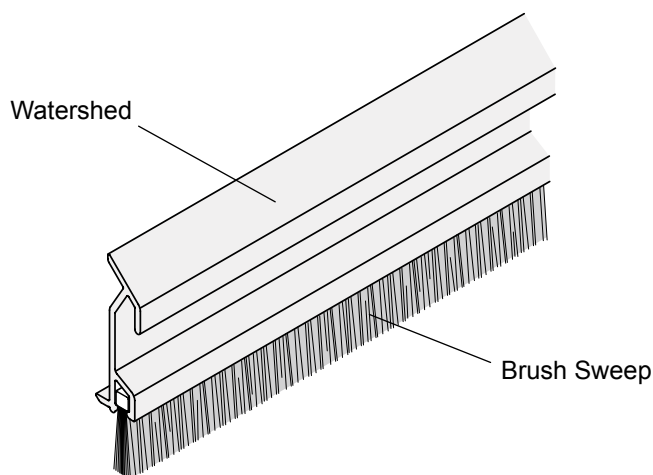
Note:

Installed between weatherseals at head between panels. Available in brown.

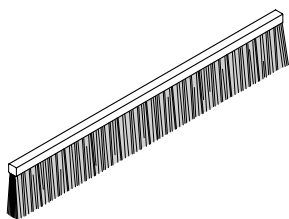
Panels

Watershed - Aluminum *Ref. No. 4* [page 11](#), [12](#), [13](#), [14](#) & [15](#)
Note:

Available in 21 standard and any custom color. Watershed includes brush sweep and mounting screws.


Wood Outswing Folding Doors - Watershed

	AAP Order No.	AW Order No.
	PF2190	

Brush Sweep / Watershed *Ref. No. 5* [page 11](#), [12](#), [13](#), [14](#) & [15](#)

Note:

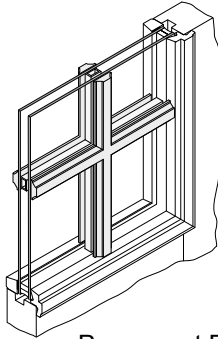
Available in black. Filament Length = .530"

	AAP Order No.	AW Order No.
	113324	

Grilles

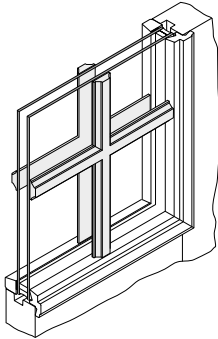
Interior and Exterior Grilles

Full Divided Light

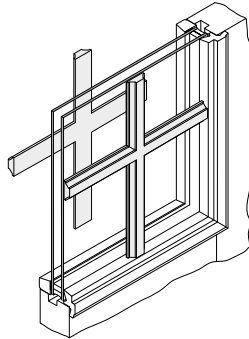


Permanent Exterior
Permanent Interior
With Spacer

Simulated Divided Light

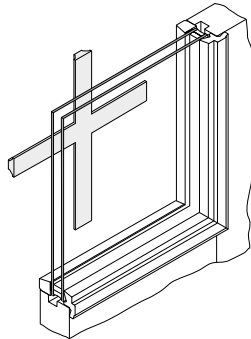


Permanent Exterior
Permanent Interior




Permanent Exterior
Removable Interior

Easy Clean Options



Removable Interior



Finelight™ Between-the-Glass

Note:

Replacement interior and exterior grilles are made to order.

All grille configurations are available with interiors and exteriors to match interiors and exteriors of windows.

To order, state:

1. **Description of Part** (interior or exterior and type of grille)
2. **Quantity**
3. **P number** (from product label, see [page 5](#))

Grilles

Grille Profiles - Wood

Note:

Standard grille and divided light bars are for interior use only. Available in pine, oak, mahogany, maple, cherry, Douglas fir, alder, and prefinished white.

Standard Grille Bars
 $\frac{3}{4}"$


PF1717

Roman Ogee Style


PF1828

 $\frac{7}{8}"$


PF1718



PF1829



GBD178

 $1 \frac{1}{8}"$


PF1719



PF1830

Divided Light Bars
Chamfer Style
Roman Ogee Style
 $\frac{3}{4}"$


PF1720

 $\frac{7}{8}"$


PF1721




PF1888

 $1 \frac{1}{8}"$


PF1722



PF1889

 $1 \frac{1}{2}"$


PF2050



PF1954

 $2 \frac{1}{4}"$


PF1723

Wood Outswing Folding Doors - Wood Grille Profiles

Grilles

Grille Profiles - Fibrex™

Note:
Fibrex™ divided light bars are for interior and exterior use. Available in 21 standard and any custom color.

Divided Light Bars

Chamfer Style

3/4"



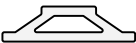
PF1623

7/8"



PF1624

1 1/8"



PF1625

2 1/4"



PF1626



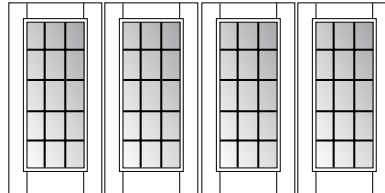


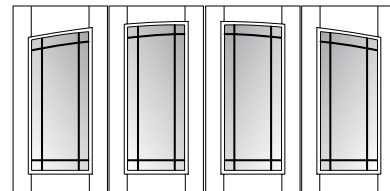
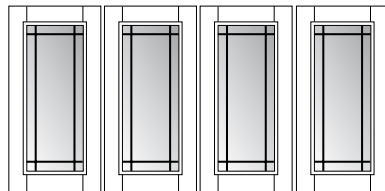
Wood Outswing Folding Doors - Fibrex™ Grille Profiles

Grilles

Standard Grille Patterns

Note:

Custom grille patterns are available.

Colonial**Renaissance****Prairie**

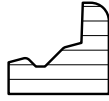
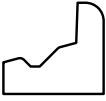
Wood Outswing Folding Doors - Grille Patterns

Grilles

Grille Parts

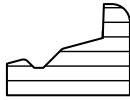

Grille Surround - 1/2" - Lineal & Curved

	Note: Used with PF1008 & PF1016 glass stop. Available in pine, oak, mahogany, maple, cherry, Douglas fir, alder, and prefinished white.	AAP Order No.	AW Order No.
		PF1108	



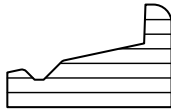

Grille Surround - 5/8" - Lineal & Curved

	Note: Used with PF1755 glass stop. Available in pine, oak, mahogany, maple, cherry, Douglas fir, alder, and prefinished white.	AAP Order No.	AW Order No.
		PF1756	



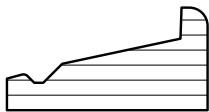

Grille Surround - 15/16" - Lineal & Curved

	Note: Used with PF1483 glass stop. Available in pine, oak, mahogany, maple, cherry, Douglas fir, alder, and prefinished white.	AAP Order No.	AW Order No.
		PF1871	



Grille Surround - 1 3/16" - Lineal & Curved

	Note: Used with PF1011 glass stop. Available in pine, oak, mahogany, maple, cherry, Douglas fir, alder, and prefinished white.	AAP Order No.	AW Order No.
		PF1230	



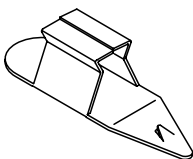
Surround Clip

		AAP Order No.	AW Order No.
		1364	



End Clip - Grilles

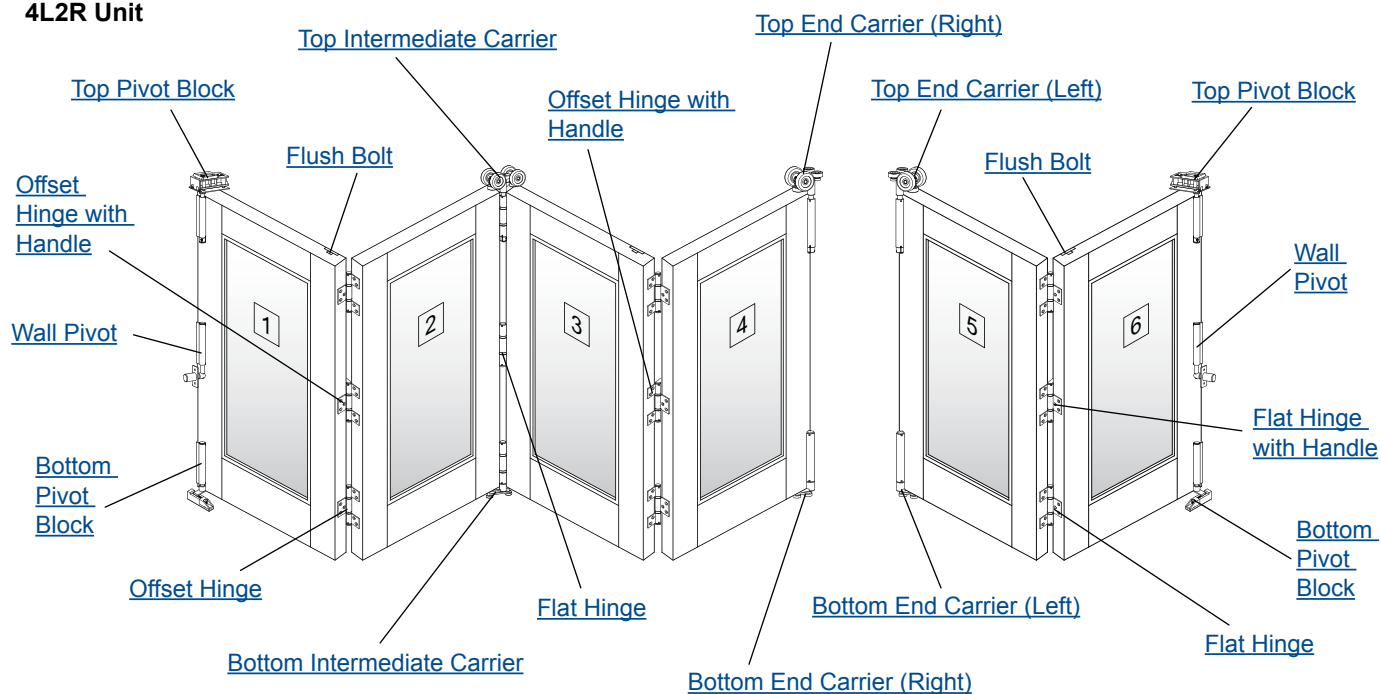
		Color	AAP Order No.	AW Order No.
		White	105444	
		Terratone™	105445	
		Sandtone	105446	9050872
		Forest Green	105447	



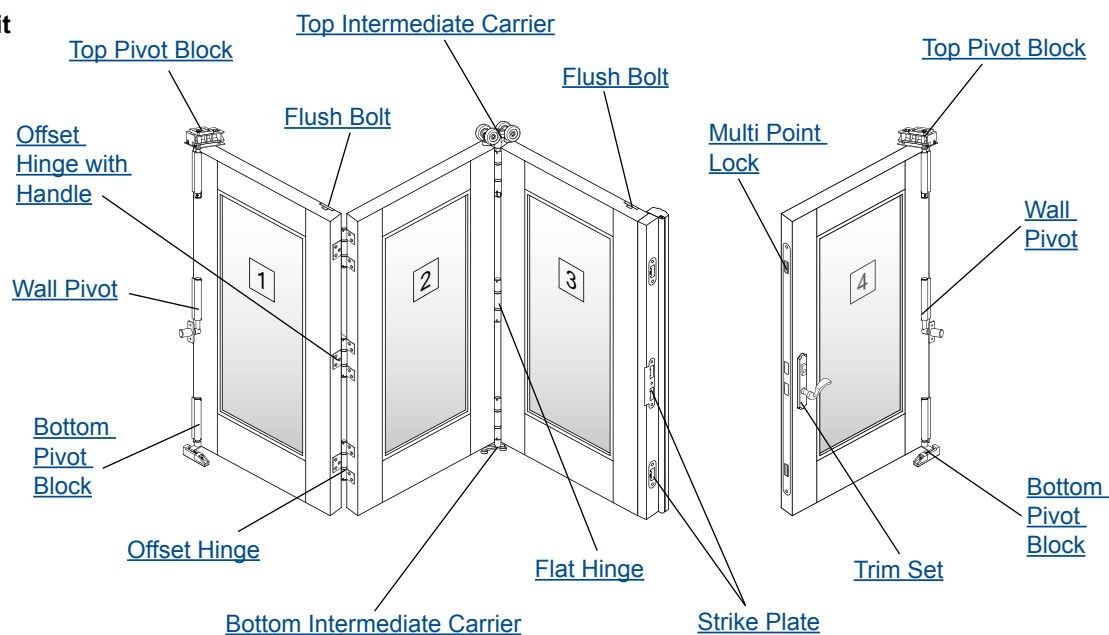
Hardware

Hardware Application

4L2R Unit



3L1R Unit



Wood Outswing Folding Doors - Hardware Application

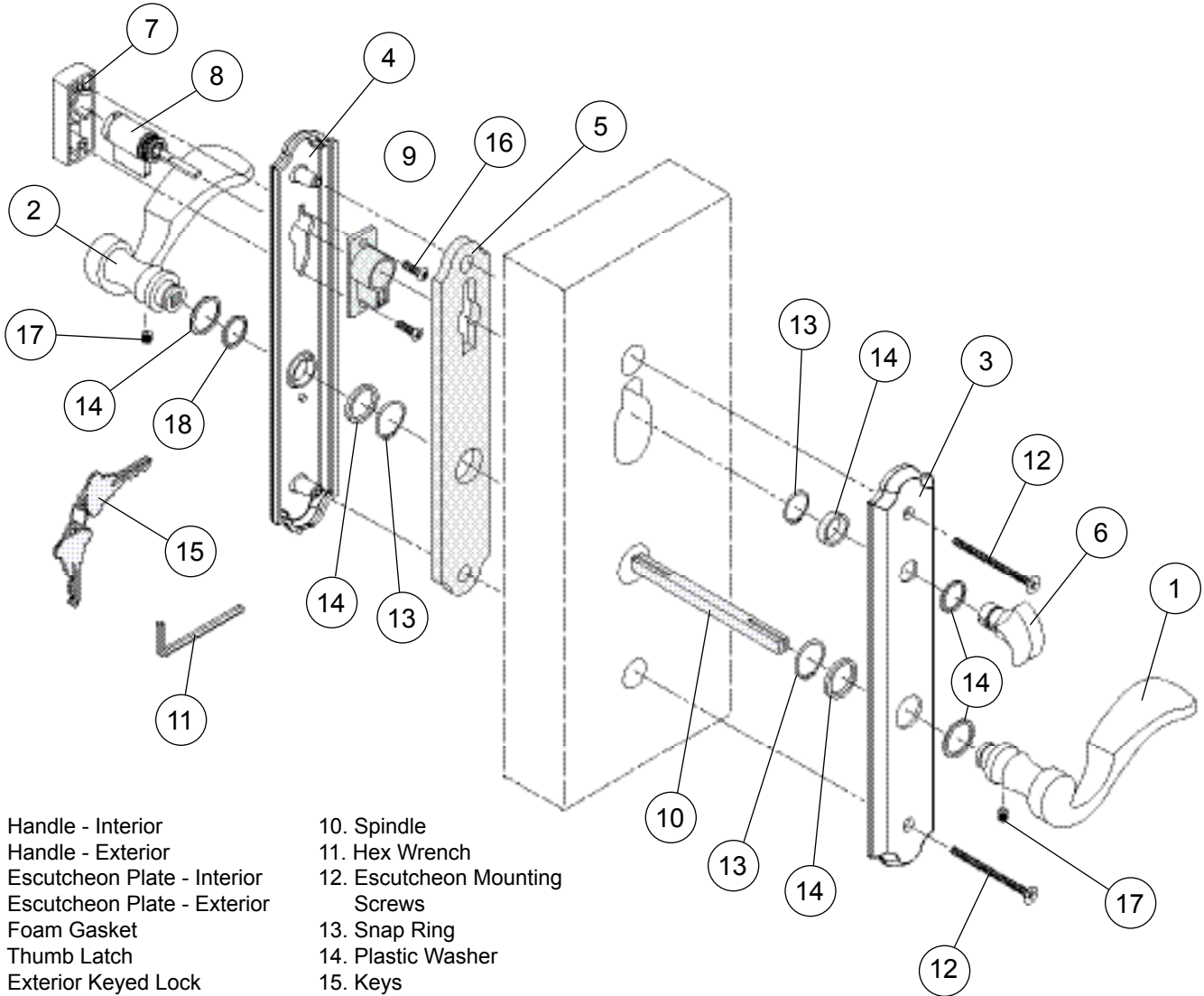
Unit viewed from exterior

Hardware

Trim Set - GU / Active

Note:

Use active trim set with the GU active lock system. Left-handed trim set shown below. Design change March 2012. Components shown are not available individually - they must be ordered as part of the complete trim set.



1. Handle - Interior
2. Handle - Exterior
3. Escutcheon Plate - Interior
4. Escutcheon Plate - Exterior
5. Foam Gasket
6. Thumb Latch
7. Exterior Keyed Lock Cylinder Housing
8. Exterior Keyed Lock Cylinder
9. Exterior Keyed Lock Cylinder Plate

10. Spindle
11. Hex Wrench
12. Escutcheon Mounting Screws
13. Snap Ring
14. Plastic Washer
15. Keys
16. Exterior Keyed Lock Cylinder Plate Bolts
17. Handle Set Screw
18. Rubber O Ring

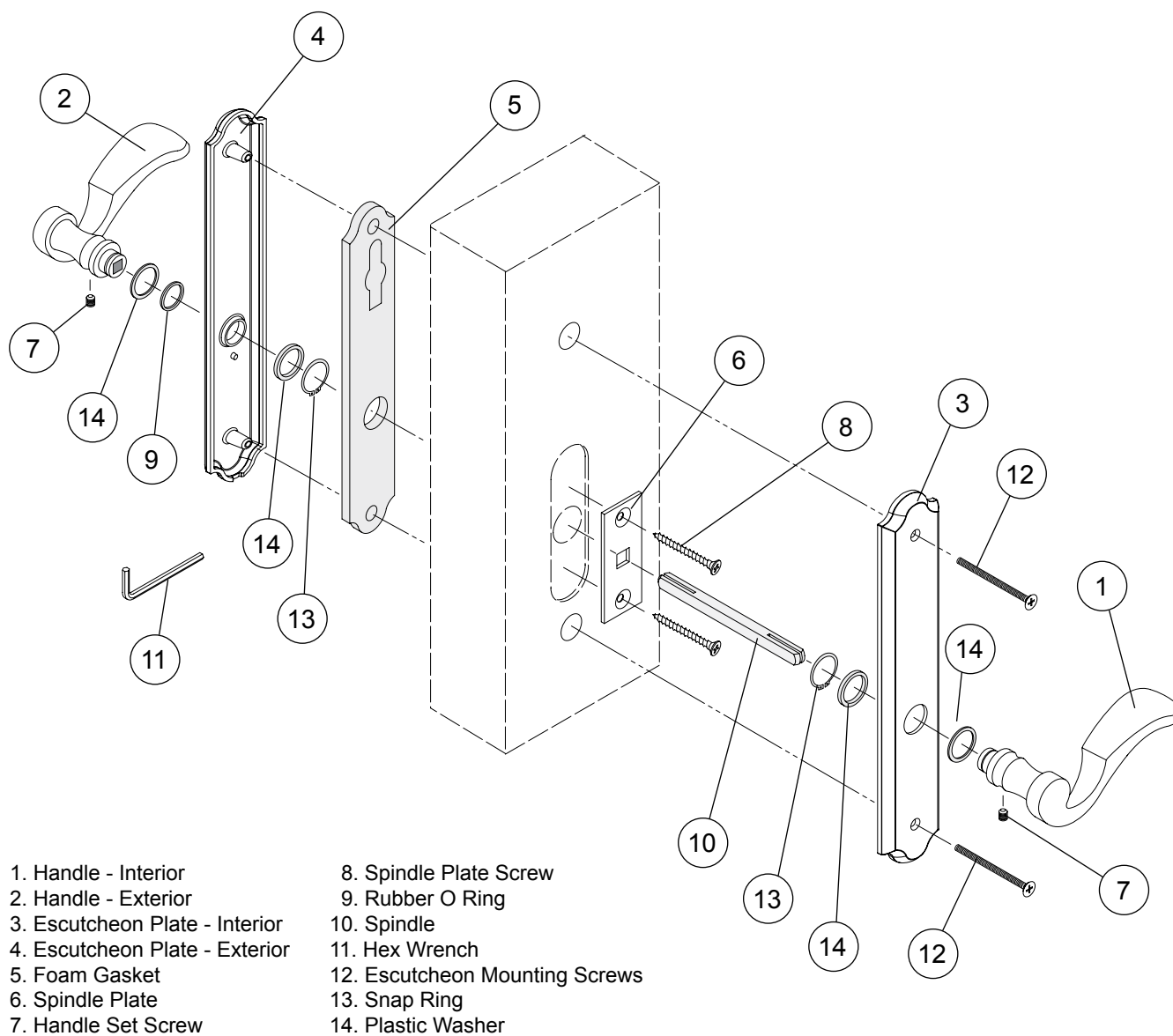
	Finish	Left		Right	
		AAP Order No.	AW Order No.	AAP Order No.	AW Order No.
	Satin Chrome	114441		114444	
	Polished Brass	114439		114442	
	Oil Rubbed Bronze	114440		114443	

Hardware

Trim Set - GU / Dummy

Note:

Use this dummy trim set on leading doors and passive doors with flush bolts when opposite active doors with the GU lock system. Left-handed trim set shown below. Design change March 2012.



	Finish	Left		Right	
		AAP Order No.	AW Order No.	AAP Order No.	AW Order No.
	Satin Chrome	114429		114432	
	Polished Brass	114427		114430	
	Oil Rubbed Bronze	114428		114431	

Andersen® Wood Outswing Folding Doors (2009 to Present)

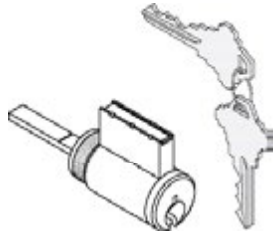
Multiple Panel Doors

Hardware

Trim Set Parts

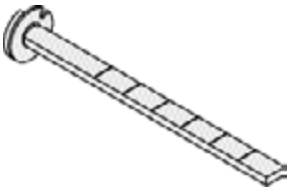
Exterior Keyed Lock Cylinder - Active *Ref. No. 8 [page 31](#)*

	Note: Use on active trim sets only.	AAP Order No.	AW Order No.
		103561	9050732



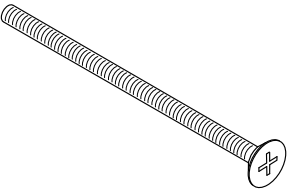
Tail Piece Extension - Lock Cylinder / 2 1/4" Door Panel

	Note: For 2 1/4" door panels with active trim sets.	AAP Order No.	AW Order No.
		103645	9050733

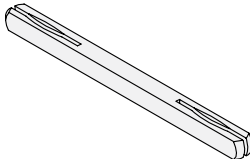


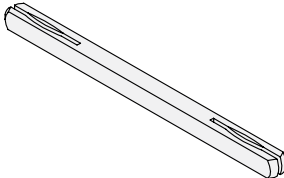
Bolt - Escutcheon Mounting / 65mm / 2 1/4" Door Panels *Ref. No. 12 [page 31](#) & [32](#)*

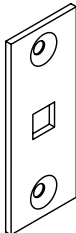
	Note: Use for 2 1/4" door panels. Each trim set requires 2 screws.	Finish	AAP Order No.	AW Order No.
		Satin Chrome	105495	9050755
		Oil Rubbed Bronze	105080	9050750



Hardware

Spindle - 8mm x 110mm / 1 3/4" Door Panels Ref. No. 10 page 31 & 32			
	Note: Use for 1 3/4" door panels with trim sets. Each spindle comes with a 2.5mm hex wrench.	AAP Order No.	AW Order No.
		103562	9050875

Spindle - 8mm x 120mm / 2 1/4" Door Panels Ref. No. 10 page 31 & 32			
	Note: Use for 2 1/4" door panels with trim sets. Each spindle comes with a 2.5mm hex wrench.	AAP Order No.	AW Order No.
		103646	9050734

Spindle Plate Kit - Dummy Ref. No. 6 & 8 page 32			
	Note: Use on dummy trim sets only. The spindle plate kit includes a spindle plate and two #8 x 1 1/2" mounting screws.	AAP Order No.	AW Order No.
		113403	

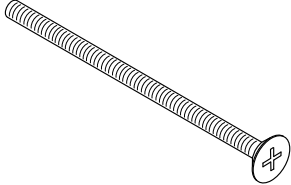
Hardware

Trim Set Parts - AW / 2 ¼"

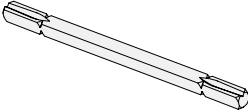
Note:

These parts are used to adjust AW trim sets for application on a 2 ¼" thick door panel. Parts are compatible with Newbury®, Covington®, Yuma®, Whitmore®, Encino®, Anvers®, Albany, and Tribeca® trim sets.

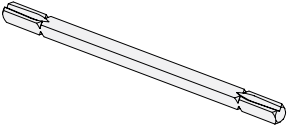
Bolt - Escutcheon Mounting / 65mm / 2 ¼" Door Panels

	Note: #8-32 UNC x 65mm. For installing active, passive and dummy AW trim sets onto 2 ¼" door panels.	Finish	AAP Order No.	AW Order No.
		Antique Brass	113729	9050881
		Bright Brass	113730	9050882
		Brushed Chrome	113731	9050883
		Distressed Bronze	113732	9050884
		Distressed Nickel	113733	9050885
		Oil Rubbed Bronze	113734	9050886
		Polished Chrome	113735	9050887
		Satin Nickel	113736	9050888
		White	113772	9050889
		Stone	113773	9050890
		Gold Dust	113774	9050891
		Black	113775	9050892

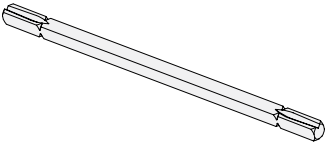
Spindle - 8mm x 4 ¼" / 2 ¼" Door Panels

	Note: For installing active, passive and dummy AW trim sets onto 2 ¼" door panels.	AAP Order No.	AW Order No.
		113737	9050893

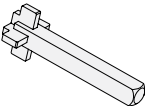
Spindle - 8mm x 5 ¼" / 2 ¼" Door Panels

	Note: For installing active, passive and dummy AW trim sets with 1 handle extender onto 2 ¼" door panels.	AAP Order No.	AW Order No.
		113738	9050894

Spindle - 8mm x 6 ¼" / 2 ¼" Door Panels

	Note: For installing active, passive and dummy AW trim sets with 2 handle extenders onto 2 ¼" door panels.	AAP Order No.	AW Order No.
		113739	9050895

Lock Actuator - 2 ¼" Door Panel

	Note: For installing active AW trim sets onto 2 ¼" door panels.	AAP Order No.	AW Order No.
		113726	9050896

Hardware

Lock Assembly - AW

Lock Assembly - AW / Active



Single Point Active Lock



Multi-Point Active Lock



Multi-Point Active Lock / Extendable



Lock Extension

Clad Outswing Folding Doors - AW Active Lock Assembly

Height Range - Door Panel / AW / Active

Lock Configuration	Door Height
Single Lock	Up to 76.124"
6' - 8" Multi-Point	76.125" - 89.874"
8' Multi-Point	89.875" - 98.000"
Extended Multi-Point	98.001" - 119.500"

Note:

Trim sets for this hardware can be purchased from your Andersen® supplier.

Lock Mechanism - AW / Active / Single Point

	Orientation	AAP Order No.	AW Order No.
	Left	109882	9050793
	Right	109883	9050794

Lock Mechanism - AW / Active / Multi-Point (Mar 2012 to Present)

Note: AW multi-point active locks are not handed.	Size	AAP Order No.	AW Order No.
	6' - 8"	114377	
	8'	114378	

Lock Mechanism - AW / Active / Multi-Point (Prior to Mar 2012)

Note: AW multi-point active locks are not handed.	Size	AAP Order No.	AW Order No.
	6' - 8"	109832	9050789
	8'	112555	9050815

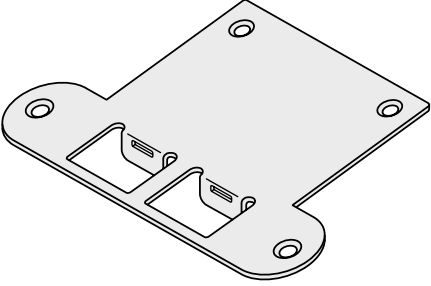
Lock Mechanism - AW / Active / Multi-Point / Extended (Nov 2009 to Present)

Note: AW multi-point active locks are not handed. Extensions are handed. Not used on Active/Leading door units.	Part	AAP Order No.	AW Order No.
	Lock	113583	
	Extension - Left	113585	
	Extension - Right	113586	

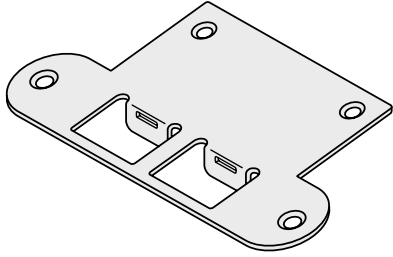
Hardware

Lock Parts - AW

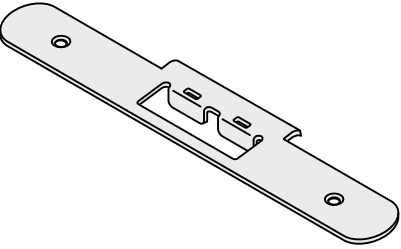
Strike Plate - AW / Active / Central / Side Jamb / Brickmould / Stainless Steel

	Note: Use with the active lock system where active door opens against side jamb with brickmould.	AAP Order No.	AW Order No.
		113522	

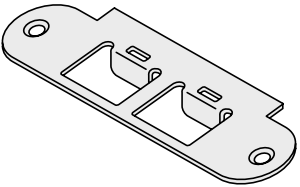
Strike Plate - AW / Active / Central / Side Jamb / No Brickmould / Stainless Steel

	Note: Use with the active lock system where active door opens against side jamb without brickmould.	AAP Order No.	AW Order No.
		114192	

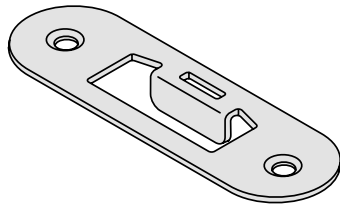
Strike Plate - AW / Active / Central / Astragal / Stainless Steel

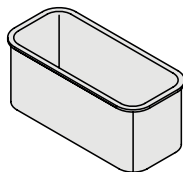
	Note: Use with the active lock system where active door opens against a passive door panel with astragal.	AAP Order No.	AW Order No.
		109854	9050791

Strike Plate - AW / Active / Central / Leading Door Panel / Stainless Steel

	Note: Use with the active lock system where active door opens against a leading door panel.	AAP Order No.	AW Order No.
		113523	

Hardware

Strike Plate - AW / Active / Multi-Point / Hook Bolt / Stainless Steel			
	Note: Use with multi-point locks.	AAP Order No.	AW Order No.
		113438	9050898

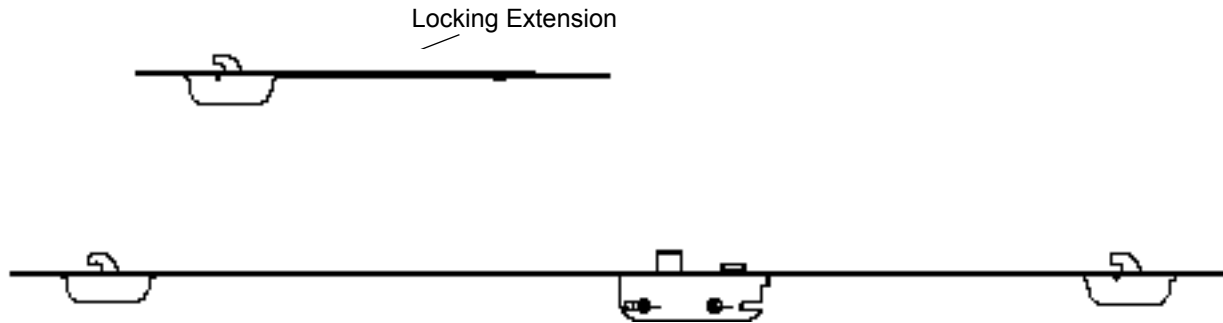
Dust Cup - AW / Active / Hook Bolt			
	Note: Use behind hook bolt strike plates.	AAP Order No.	AW Order No.
		113437	9050899

Lock Assembly - GU

Lock Assembly - GU / Active Feb 2015 to Present

Note:

GU active locks are not handed.



Clad Outswing Folding Doors - GU Active Lock Assembly

Height Range - Door Panel / GU / Active

Lock Configuration	Door Height
6' - 8" Lock Mechanism	78" - 90.124"
8' Lock Mechanism	90.125" - 99.999"
6' - 8" Lock with Locking Extension	100" - 110.999"
8' Lock with Locking Extension	111" - 119.250"

Lock Mechanism - GU / Active / Multi-Point

	Size	AAP Order No.	AW Order No.
	6' - 8"	115282	
	8'	115283	

Extension - GU / Active / Locking

	AAP Order No.	AW Order No.
	115333	

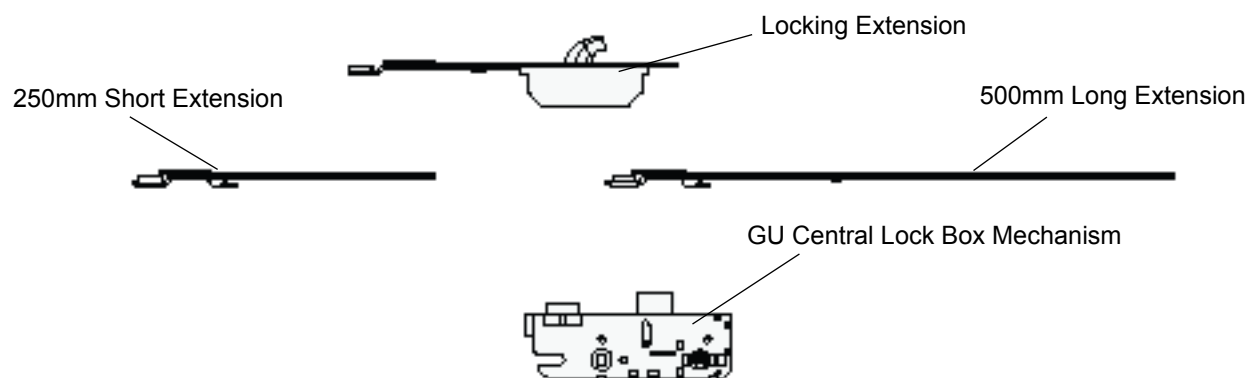
Hardware

Lock Assembly - GU

Lock Assembly - GU / Active *Until Feb 2015*

Note:

GU active locks are not handed.



Clad Outswing Folding Doors - GU Active Lock Assembly

Height Range - Door Panel / GU / Active

Lock Configuration	Door Height
6' - 8" Lock Mechanism	77.000" - 90.311"
6' - 8" Lock with Locking Extension	90.312" - 92.936"
8' Lock Mechanism	92.937" - 100.093"
6' - 8" Lock with Short & Locking Extension	100.094" - 109.937"
6' - 8" Lock with Long & Locking Extension	109.938" - 119.500"

Central Lock Box Mechanism - GU / Active / Multi-Point *(July 2007 to August 2015)*

	Size	AAP Order No.	AW Order No.
	Universal	115690	

Extension - GU / Active / Locking

	AAP Order No.	AW Order No.
	107378	9050785

Extension - GU / Active / Short

Length = 250mm	AAP Order No.	AW Order No.
	107377	9050784

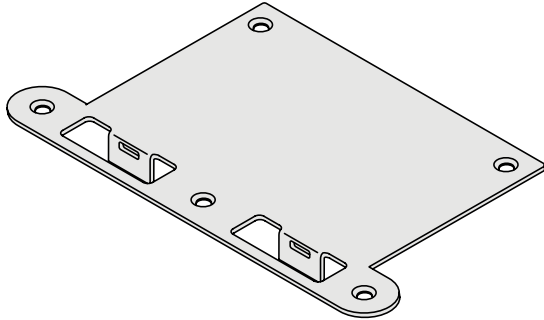
Extension - GU / Active / Long

Length = 500mm	AAP Order No.	AW Order No.
	107376	9050783

Hardware

Lock Parts - GU

Strike Plate - GU / Active / Central / Extended Lip / Stainless Steel



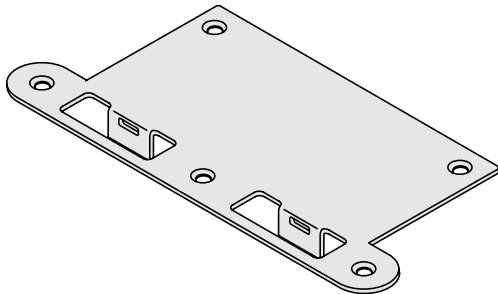
Note:
Use with the active lock system where active door opens against side jamb with brickmould.

AAP Order No.

113521

AW Order No.

Strike Plate - GU / Active / Central / Extended Lip / Stainless Steel



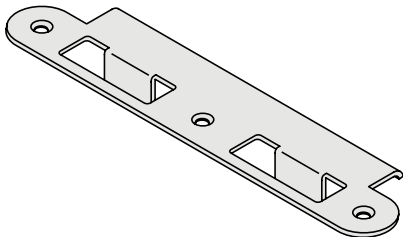
Note:
Use with the active lock system where active door opens against side jamb without brickmould.

AAP Order No.

114191

AW Order No.

Strike Plate - GU / Active / Central / Short Lip / Stainless Steel



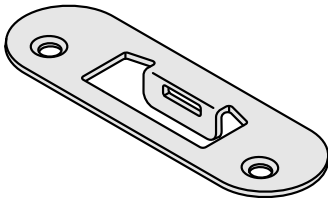
Note:
Use with the active lock system where active door opens against another door panel.

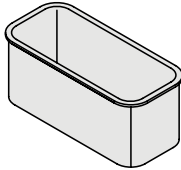
AAP Order No.

109813

AW Order No.

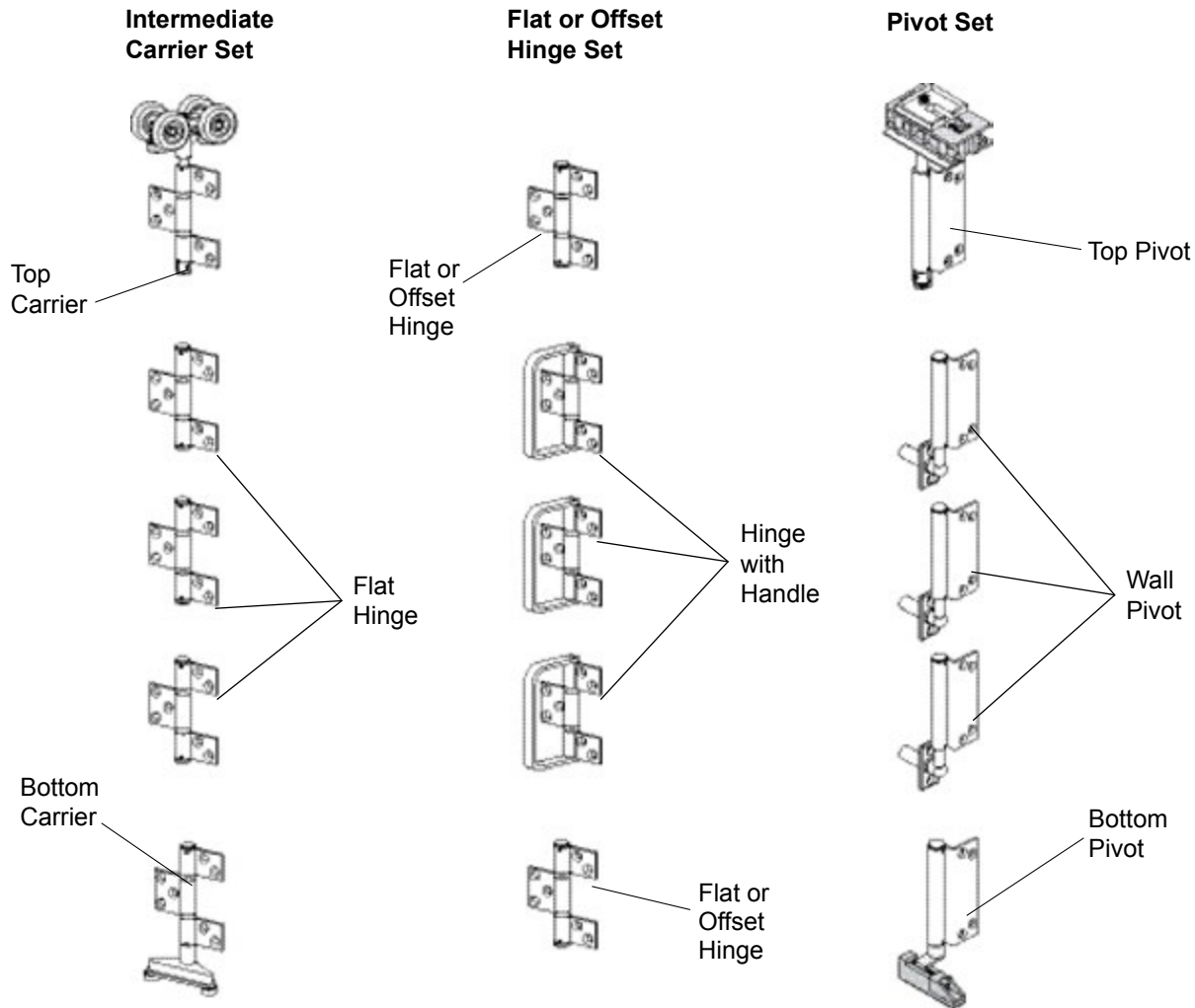
Hardware

Strike Plate - GU / Active / Multi-Point / Hook Bolt / Stainless Steel			
	Note: Use with multi-point locks.	AAP Order No.	AW Order No.
		113438	9050898

Dust Cup - GU / Active / Hook Bolt			
	Note: Use behind hook bolt strike plates.	AAP Order No.	AW Order No.
		113437	9050899

Hardware

Hardware Sets



Clad Outswing Folding Doors - Hardware Sets

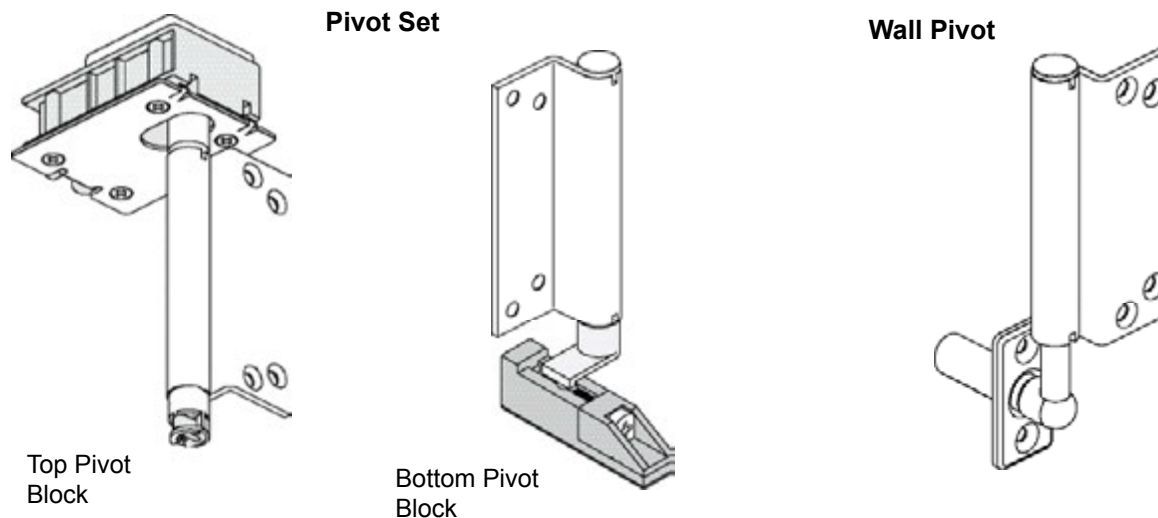
Hinge Quantity & Type			
Frame Height	Intermediate Carrier Sets consist of Top & Bottom Carrier and...	Flat or Offset Hinge Sets consist of 2 Flat or Offset Hinges and...	Pivot Sets consist of Top & Bottom Pivots and...
Up to 90"	1 Flat Hinge	1 Hinge with Handle	1 Wall Pivot
90.001" to 108"	2 Flat Hinges	2 Hinges with Handles	2 Wall Pivots
108.001" to 120"	3 Flat Hinges	3 Hinges with Handles	3 Wall Pivots

Hardware

Pivot Set

Note:

Pivot sets include both top and bottom pivot blocks. Top pivot blocks, bottom pivot blocks and wall pivots can be changed for left or right handing. Right hand configuration shown.



Pivot Set

Note:

Pivot sets can be changed for left or right handing. Pivot set includes mounting screws.

Finish
AAP Order No.
AW Order No.

Stainless Steel

113106

Matte Black

113107

Wall Pivot

Note:

Wall pivots can be changed for left or right handing. Wall pivot includes mounting screws and gasket.

Finish
AAP Order No.
AW Order No.

Stainless Steel

113115

Matte Black

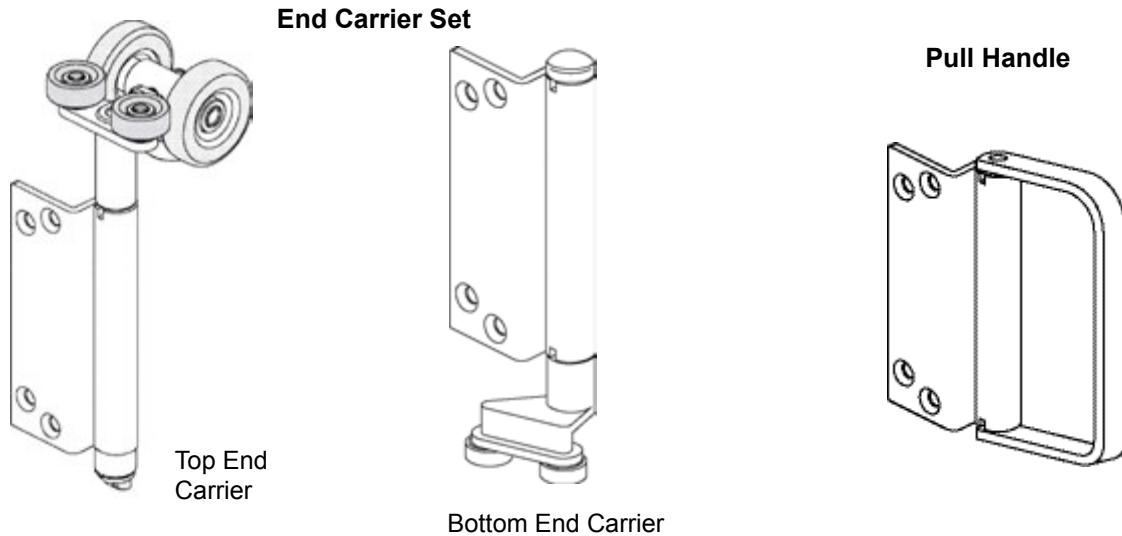
113116

Hardware

End Carrier Set

Note:

End carrier sets include top and bottom end carriers. Top and bottom end carriers are ordered as lefts or rights. Left hand carriers shown.



End Carrier Set

Note:

End carrier set includes mounting screws.

Finish	Left		Right	
	AAP Order No.	AW Order No.	AAP Order No.	AW Order No.
	Stainless Steel	113088	113091	
Matte Black	113089		113092	

Pull Handle

Note:

Pull handles can be reversed for left or right application. Pull handles includes mounting screws.

Finish	AAP Order No.	AW Order No.
Stainless Steel	113199	
Matte Black	113201	

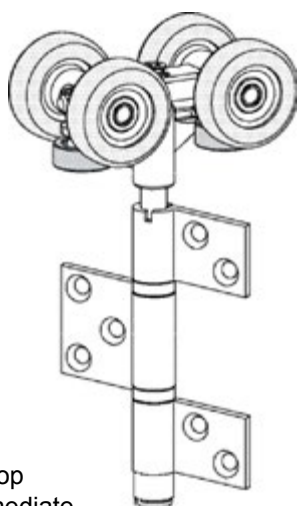
Hardware

Intermediate Carrier Set

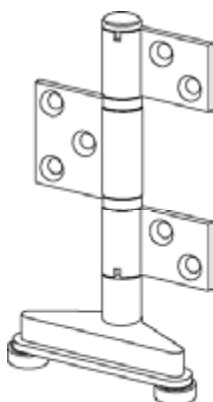
Note:

Intermediate carrier sets include top and bottom intermediate carriers and one flat hinge. Top intermediate carriers and bottom intermediate carriers are non-handed.

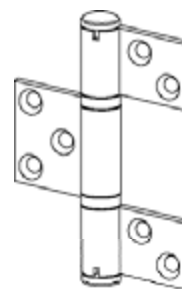
Intermediate Carrier Set



Top
Intermediate
Carrier



Bottom Intermediate
Carrier



Flat Hinge

Carrier Set - Intermediate

Note:

Intermediate carrier sets are non-handed. Intermediate carrier sets include mounting screws.

Finish
AAP Order No.
AW Order No.

Stainless Steel

113094

Matte Black

113095

Hinge - Flat

Note:

Extra flat hinges may be required for taller doors. Flat hinges include mounting screws.

Finish
AAP Order No.
AW Order No.

Stainless Steel

113097

Matte Black

113098

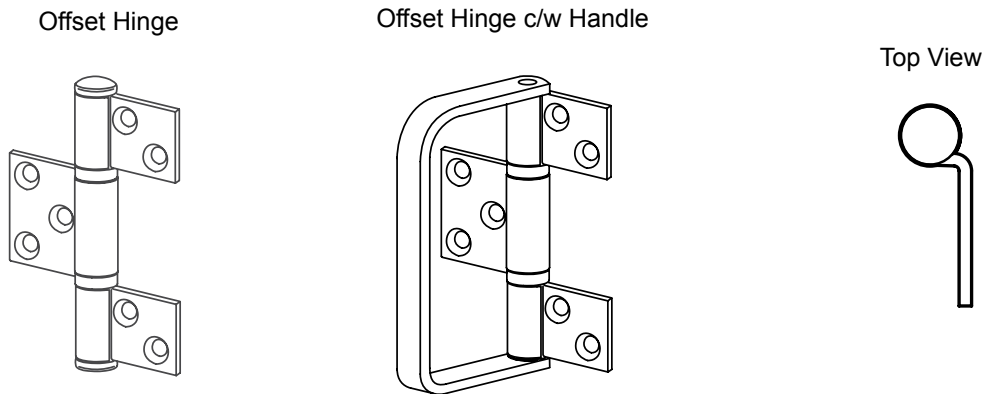
Hardware

Hinges

Hinges - Offset

Note:

Offset hinges are available with or without handles and can be reversed for left or right hand application. Left hand position shown.



Wood Outswing Folding Doors - Offset Hinges

Hinge Set - Offset / No Handle

Note:

Set includes three offset hinges without handles. Hinge set includes mounting screws.

Finish	AAP Order No.	AW Order No.
Stainless Steel	113112	
Polished Brass	113114	
Painted Bronze	113113	

Hinge Set - Offset / Handle

Note:

Hinge set includes two offset hinges without handles and one hinge with handle. Hinge set includes mounting screws.

Finish	AAP Order No.	AW Order No.
Stainless Steel	113109	
Polished Brass	113111	
Painted Bronze	113110	

Hinge - Offset

Note:

Offset hinge without handle. Hinge includes mounting screws.

Finish	AAP Order No.	AW Order No.
Stainless Steel	113127	
Polished Brass	113129	
Painted Bronze	113128	

Hinge - Offset / With Handle

Note:

Offset hinge with handle. Hinge includes mounting screws.

Finish	AAP Order No.	AW Order No.
Stainless Steel	113124	
Polished Brass	113126	
Painted Bronze	113125	

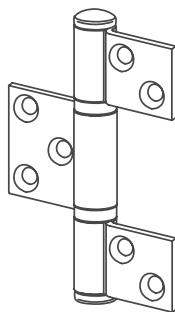
Hardware

Hinges - Flat

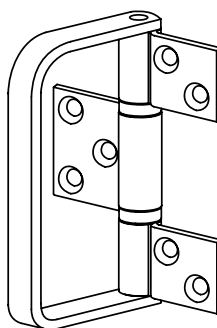
Note:

Flat hinges are available with or without handles and can be reversed for left or right hand application. Left hand position shown.

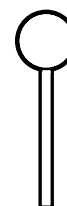
Flat Hinge



Flat Hinge c/w Handle



Top View



Wood Outswing Folding Doors - Flat Hinges

Hinge Set - Flat / No Handle

Note:

Set includes three flat hinges without handles. Hinge set includes mounting screws.

Finish
AAP Order No.
AW Order No.

Stainless Steel

113103

Painted Bronze

113104

Hinge Set - Flat / Handle

Note:

Hinge set includes two flat hinges without handles and one hinge with handle. Hinge set includes mounting screws.

Finish
AAP Order No.
AW Order No.

Stainless Steel

113100

Painted Bronze

113101

Hinge - Flat

Note:

Flat hinge without handle. Hinge includes mounting screws.

Finish
AAP Order No.
AW Order No.

Stainless Steel

113097

Painted Bronze

113098

Hinge - Flat / With Handle

Note:

Flat hinge with handle. Hinge includes mounting screws.

Finish
AAP Order No.
AW Order No.

Stainless Steel

113118

Painted Bronze

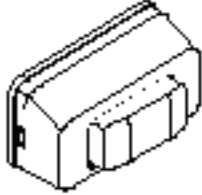
113119

Hardware

Magnetic Catches

Large Magnetic Catch (used on door panels with trimset hardware)

Note: Magnetic Catches supplied in pairs



	Finish	AAP Order No.	AW Order No.
	Stainless Steel	115340	
	Matte Black	115341	

Small Magnetic Catch (used on door panels without trimset hardware)

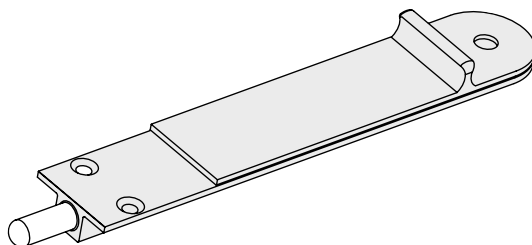
Note: Magnetic Catches supplied in pairs



	Finish	AAP Order No.	AW Order No.
	Matte Black	115339	

Hardware

Flush Bolts



Clad Outswing Folding Doors - Flush Bolts

Door Height - Flush Bolt		
Door Height	Location	Flush Bolt
All Doors	Sill	8" (200mm)
74" to 88"	Head	8" (200mm)
88 1/16" to 96"	Head	16" (400mm)
96 1/16" to 104"	Head	24" (600mm)
104 1/16" to 120"	Head	39" (1000mm)

Flush Bolt *Ref. No. 9 on page 12, No. 7 on page 14 & No. 8 on page 15*

Note: Flush Bolt supplied with mounting screws.		8"		16"	
	Finish	AAP Order No.	AW Order No.	AAP Order No.	AW Order No.
	Brushed Aluminum	113162		113163	
	Bronze	113166		113167	
		24"		39"	
	Finish	AAP Order No.	AW Order No.	AAP Order No.	AW Order No.
	Brushed Aluminum	113164		113165	
	Bronze	113168		113169	

Strike Plate - Flush Bolt / Head / Sill (Std Sill) / Stainless Steel

	Note: Strike plate supplied with mounting screws.	AAP Order No.	AW Order No.
		113340	

Flush Bolt Cup - Flush Bolt / Sill (LPT & TIF)

	Note: Used on low profile sill and track-in-floor at sill. Flush Bolt Cup supplied with mounting screws.	Color	AAP Order No.	AW Order No.
		Gray	113032	
		Bronze	113360	

Technical drawing of a window frame assembly, showing cross-sections and a perspective view. The drawing includes numbered callouts (1 through 13) identifying various components:

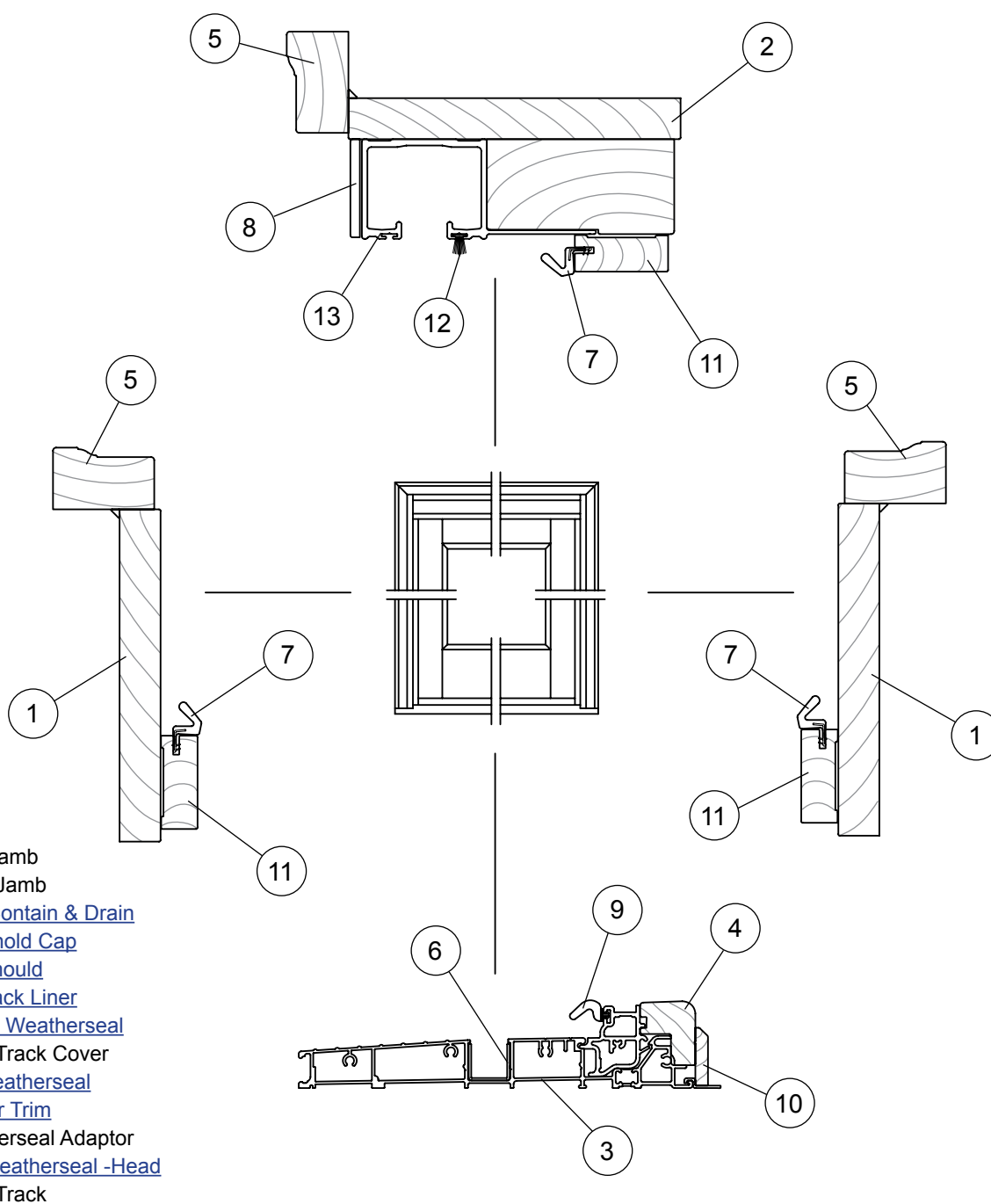
- 1: Jamb
- 2: Jamb
- 3: Contain & Drain
- 4: Hold Cap
- 5: Should
- 6: Back Liner
- 7: Weatherseal
- 8: Track Cover
- 9: Weatherseal
- 10: r Trim
- 11: erseal Adaptor
- 12: Weatherseal -Head
- 13: Track

2018

Frames

Frame Assembly - 2 ¼" Door Panel

Note: Contain & Drain sill shown.



Wood Outswing Folding Doors - 6 9/16" Wall Thickness / 2 ¼" Door Panels

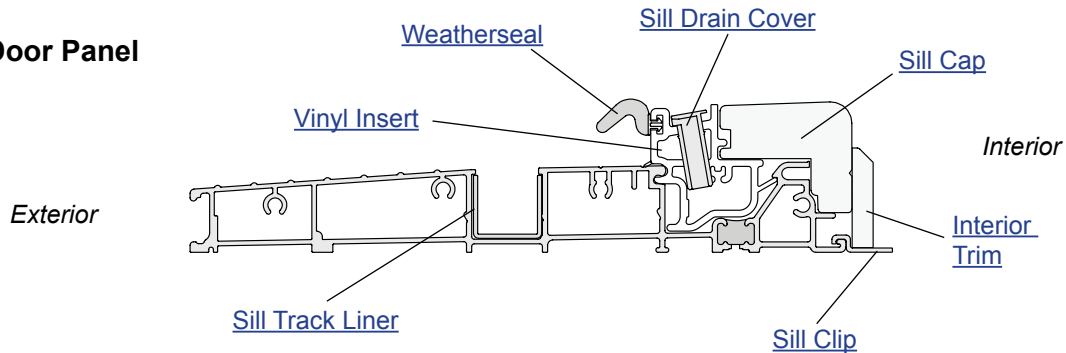
Sill - 6 ⁹/₁₆" Wall Thickness

Sill - Contain and Drain

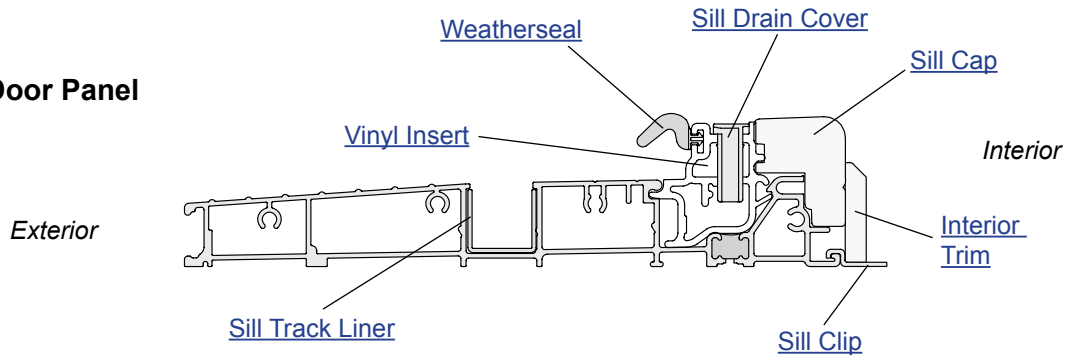
Note:

Sills available in gray and bronze.

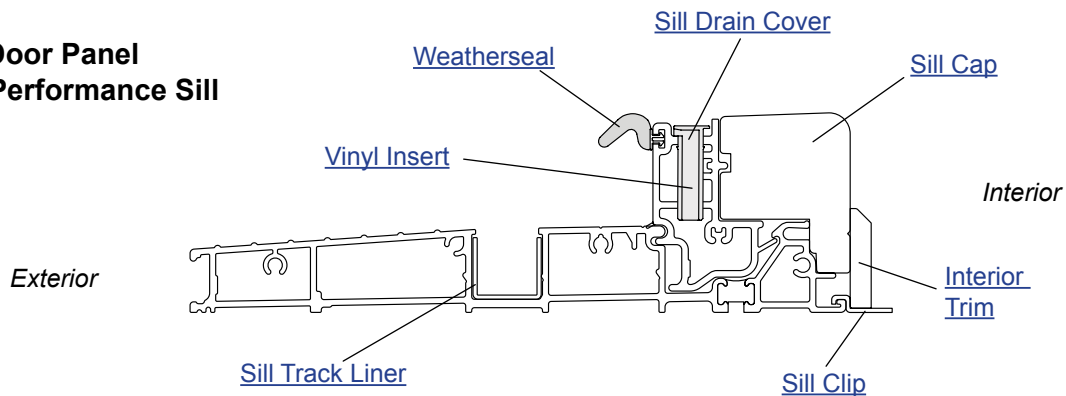
1 ³/₄" Door Panel



2 ¹/₄" Door Panel



1 ³/₄" Door Panel High Performance Sill



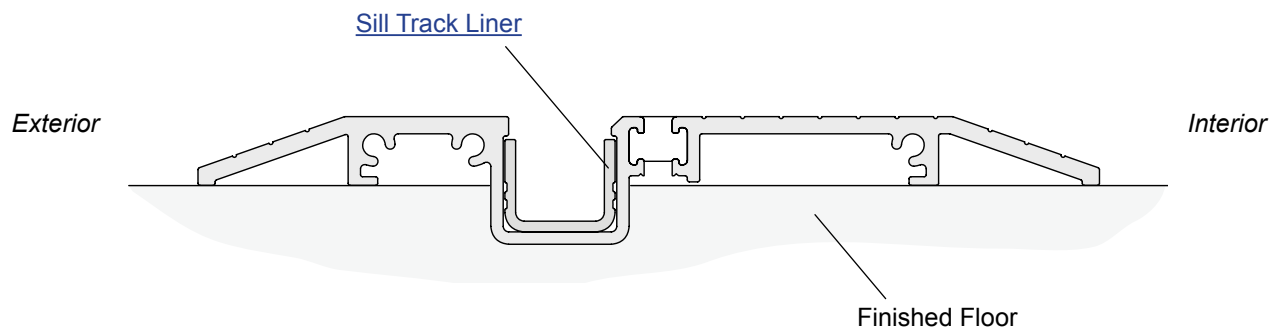
Wood Outswing Folding Doors - Contain & Drain Sill

Frames

Sill - Low Profile / ADA

Note:

Sills available in gray and bronze. Same sill for 1 ¾" and 2 ¼" door panels.

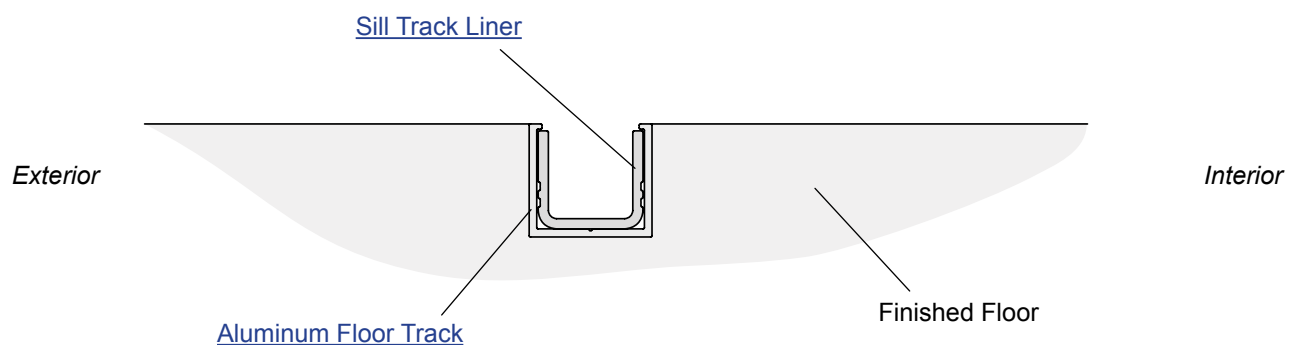


Wood Outswing Folding Doors - Low Profile Threshold

Sill - Track-In-Floor

Note:

Floor track available in gray and bronze. Liner available in black.



Wood Outswing Folding Doors - Track-In-Floor

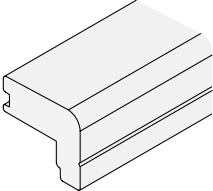
Andersen® Wood Outswing Folding Doors (2009 to Present)

Multiple Panel Doors

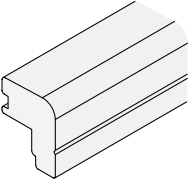
Frames

Sill Parts

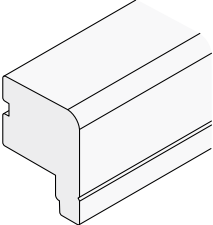
Threshold Cap - Wood / 1 3/4" Door Panel *Ref. No. 4 [page 49](#)*

	Note: Available in oak, maple or mahogany.	AAP Order No.	AW Order No.
		PF2096	

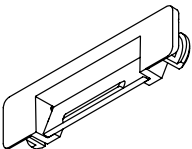
Threshold Cap - Wood / 2 1/4" Door Panel *Ref. No. 4 [page 50](#)*

	Note: Available in oak, maple or mahogany.	AAP Order No.	AW Order No.
		PF2097	

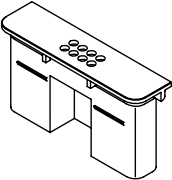
Threshold Cap - Wood / 1 3/4" Door Panel / High Performance *(Apr 2013 to Present)*

	Note: Available in oak, maple or mahogany.	AAP Order No.	AW Order No.
		PF2757	

Cover - Weep Hole

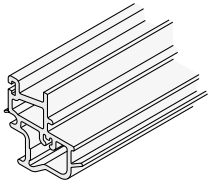
		Color	AAP Order No.	AW Order No.
		Gray	113176	9050909
		Black	113259	9050910

Drain Cover - Sill

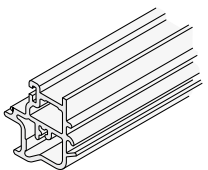
		Sill	Color	AAP Order No.	AW Order No.
		Standard	Gray	113513	
			Black	113514	
		High Performance	Gray	113175	
			Black	113260	

Frames

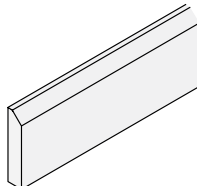
Threshold Insert - Vinyl / 1 3/4" Door Panel

	Note: Available in gray or bronze.	Sill Type	AAP Order No.	AW Order No.
		Standard	PF2183	
		High Performance	PF2593	

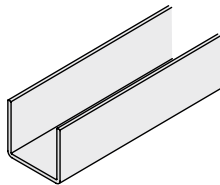
Threshold Insert - Vinyl / 2 1/4" Door Panel

	Note: Available in gray or bronze.	AAP Order No.	AW Order No.
		PF2184	

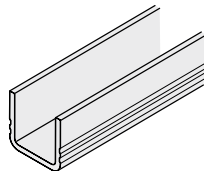
Interior Trim - Sill / Wood *Ref. No. 10 [page 49](#) & [50](#)*

	Note: Available in oak or mahogany.	Order No.	Order No.
		PF1295	

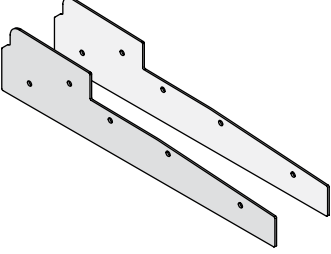
Floor Track - Track-In-Floor / Aluminum

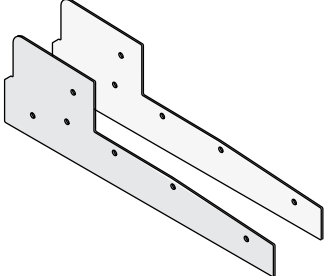
	Note: Includes Vinyl Track Liner. Available in gray or bronze.	Order No.	Order No.
		PF2289	

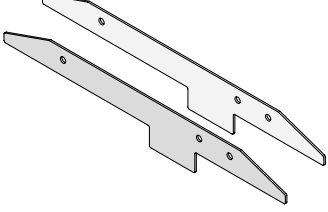
Track Liner - Sill / Vinyl *Ref. No. 6 [page 49](#) & [50](#)*

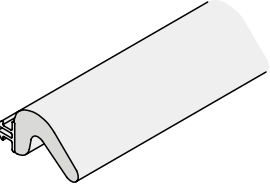
	Note: Available in black.	Order No.	Order No.
		PF2111	

Frames

Gasket - Contain & Drain Sill / Black				
		Orientation	AAP Order No.	AW Order No.
		Right	113336	
		Left	113335	

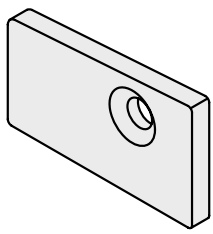
Gasket - Contain & Drain Sill / High Performance / Black <i>(Apr 2013 to Present)</i>				
		Orientation	AAP Order No.	AW Order No.
		Right	114606	
		Left	114605	

Gasket - Low Profile Sill / Black				
		Orientation	AAP Order No.	AW Order No.
		Right	113575	
		Left	113574	

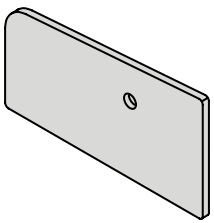
Weatherseal - Sill <i>Ref. No. 9 page 49 & 50</i>			
	Note: Available in brown.	AAP Order No.	AW Order No.
		PF2156	

Frames

End Cap - Contain & Drain Sill / Non-Handed / Aluminum

		Color	AAP Order No.	AW Order No.
		Gray	113338	
		Black	113339	

Gasket - End Cap / Contain & Drain Sill

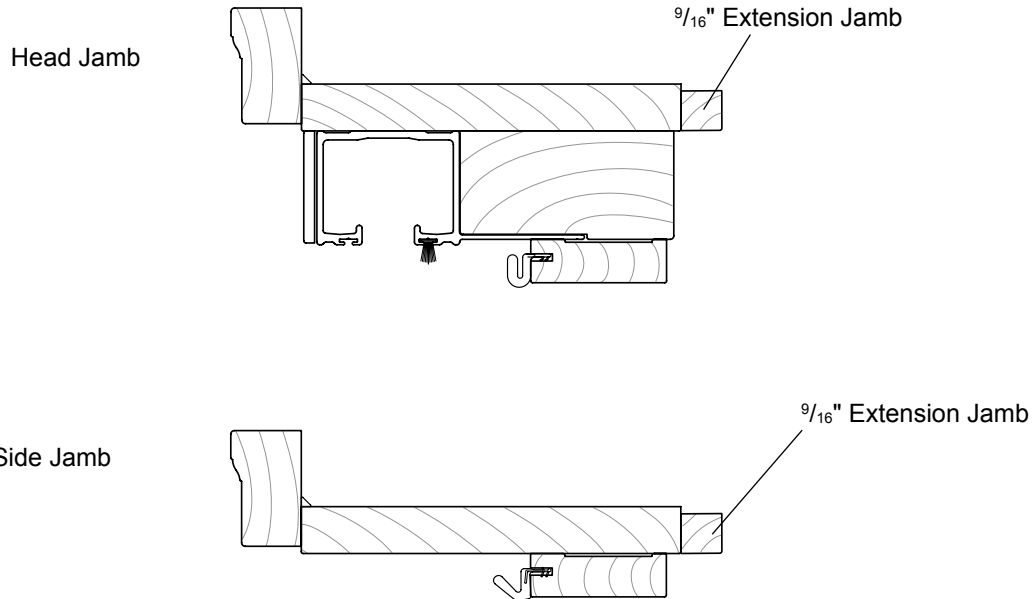
		Color	AAP Order No.	AW Order No.
		Gray	113329	
		Black	113328	

Frames

Extension Jamb - Interior

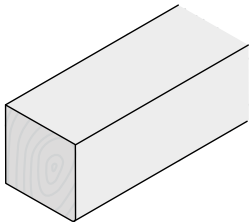
Note:

Outswing folding doors are extended to the interior. Custom extension jambs are available to accommodate thicker walls. Sills are not extended.



Wood Outswing Folding Doors - Interior Extension Jambs

Extension Jamb - 9/16" / Lineal



Note:

Used for 7 1/8" wall thickness.
Available in pine, oak, mahogany, Douglas fir, cherry, maple, alder, and prefinished white.

AAP Order No.

Custom

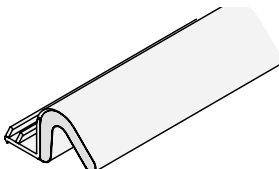
AW Order No.

Custom

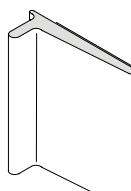
Frames

Frame Parts

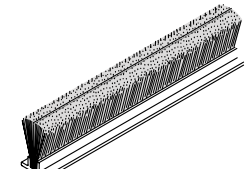
Weatherseal - Frame *Ref. No. 7 [page 49](#) & [50](#)*

	Note: Available in brown.	AAP Order No.	AW Order No.
		PF1371	

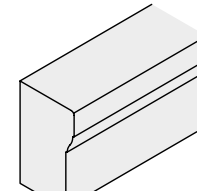
Corner Pad - Frame / 2" / Contoured

	Note: Available in brown.	AAP Order No.	AW Order No.
		106299	9050769

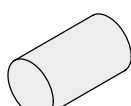
Weatherseal - Pile / Head Track *Ref. No. 12 [page 49](#) & [50](#)*

	Note: Available in black. Pile height = .380"	AAP Order No.	AW Order No.
		113326	

Brickmould - Wood *Ref. No. 5 [page 49](#) & [50](#)*

	Note: Available in pine, oak, mahogany, Douglas fir, cherry, maple, alder, and prefinished white.	AAP Order No.	AW Order No.
		LWM180	

Plug - 3/8" Diameter / Wood

		Species	AAP Order No.	AW Order No.
		Mahogany	109872	
		Douglas Fir	109873	
		Alder	109874	
		Cherry	109875	
		Oak	109876	
		Pine	109877	
		Maple	109878	


Andersen® Wood Outswing Folding Doors (2009 to Present)

Multiple Panel Doors


Joining Components

Mullion Covers


Mullion Cover - Interior / Direct Mullion / Vertical / Lineal

		AAP Order No.	AW Order No.
		WMC14	
	Note: Available in pine, oak, mahogany, Douglas fir, cherry, maple, alder, and prefinished white.		

Mullion Cover - Interior / 3/8" Mullion / Vertical / Lineal

		AAP Order No.	AW Order No.
		PF2037	
	Note: Available in pine, oak, mahogany, Douglas fir, cherry, maple, alder, and prefinished white.		

Mullion Cover - Interior / 2" Mullion / Vertical / Lineal

		AAP Order No.	AW Order No.
		PF2034	
	Note: Available in pine, oak, mahogany, Douglas fir, cherry, maple, alder, and prefinished white.		

Interior Casing

Casing Profiles

Note:

Interior casings are available in both lineal & curved and in pine, oak, mahogany, Douglas fir, cherry, maple, alder, and prefinished white.

Interior Casing - Lineal / Wood / 2 ¼"



WM-356



WM-376



WM-366

2 ¼" Colonial



WM-324

2 ¼" Ranch

Interior Casing - Lineal / Wood / 2 ½"



WM-315

2 ½" Ranch



WM-351

2 ½" Colonial

Interior Casing - Lineal / Wood / 2 ¾"



LN-366



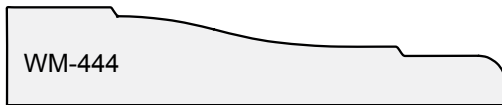
PF1047

Interior Casing

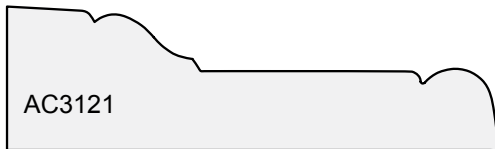
Interior Casing - Lineal / Wood / 3 ¼"



Interior Casing - Lineal / Wood / 3 ½"



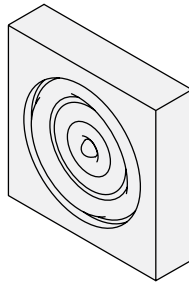
3 ½" Colonial



Interior Casing

Casing Parts

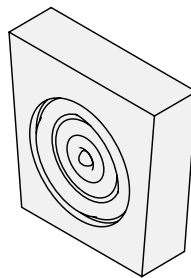
Corner Block



	3" × 3" × 27/32"		3 5/8" × 3 5/8" × 27/32"		4" × 4" × 27/32"	
Species	AAP Order No.	AW Order No.	AAP Order No.	AW Order No.	AAP Order No.	AW Order No.
Pine	105		111		981	
Oak	113		534		982	
Mahogany	103706		103708		103710	
Maple	104224		104225		104226	

	4 5/8" × 4 5/8" × 27/32"					
Species	AAP Order No.	AW Order No.				
Pine	1304					
Oak	1305					
Mahogany	103712					
Maple	104227					

Keystone



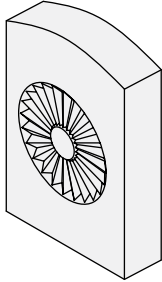
	2 7/8" × 2 7/8" × 27/32"		3 3/4" × 3 3/4" × 27/32"		4 1/2" × 4 1/2" × 27/32"	
Species	AAP Order No.	AW Order No.	AAP Order No.	AW Order No.	AAP Order No.	AW Order No.
Pine	2148		642		2152	
Oak	2149		190		2153	
Mahogany	103698		103700		103702	
Maple	104220		104221		104222	

Andersen® Wood Outswing Folding Doors (2009 to Present)

Multiple Panel Doors

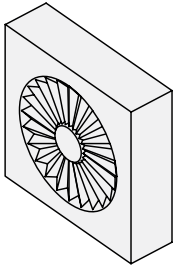
Interior Casing

Plinth Block - Arch



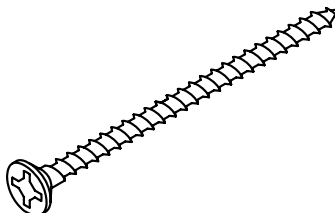
	2 ⁷ / ₈ " × 4"		3 ⁷ / ₈ " × 5 ¹ / ₄ "	
Species	AAP Order No.	AW Order No.	AAP Order No.	AW Order No.
Maple	107003	9050776	107005	9050778
Oak	107002	9050775	107004	9050777
Mahogany	109825		109827	
Douglas Fir	109821		109823	
Cherry	109817		109819	

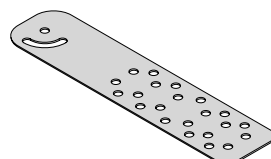
Plinth Block

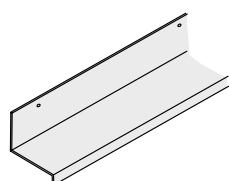


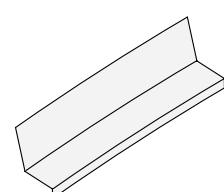
	2 ⁷ / ₈ " × 2 ⁷ / ₈ "		3 ⁷ / ₈ " × 3 ⁷ / ₈ "	
Species	AAP Order No.	AW Order No.	AAP Order No.	AW Order No.
Maple	106999	9050772	107001	9050774
Oak	106998	9050771	107000	9050773
Mahogany	109824		109826	
Douglas Fir	109820		109822	
Cherry	109816		109818	

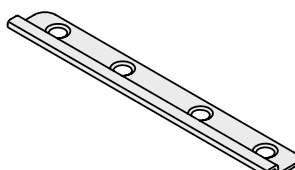
Installation Components

Installation Components				
Screw Pack - Installation				
	Sill Type	Unit Width	AAP Order No.	AW Order No.
	Contain & Drain Sill	Up to 144"	113492	
		144" to 288"	113493	
		Greater than 288"	113857	
	Low Profile Sill	Up to 144"	113690	
		144" to 288"	113691	
		Greater than 288"	113859	
	Track in Floor	Up to 144"	113694	
		144" to 288"	113695	
Greater than 288"		113861		

Installation Clips - 6"			
		AAP Order No.	AW Order No.
		112736	

Drip Cap - Aluminum			
		AAP Order No.	AW Order No.
		PF2085	

Flexible Drip Cap - Flexible / 18'				
		Color	AAP Order No.	AW Order No.
		White	103252	
		Beige	103253	

Clip - Sill / Stainless Steel			
		AAP Order No.	AW Order No.
		113177	

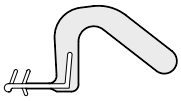
Andersen® Wood Outswing Folding Doors (2009 to Present)

Service Replacement

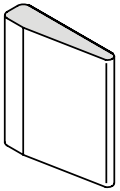
Service Replacement Parts

Service Parts


Weatherseal - Long Reach / 97"

		Color	Order No.	Order No.
		White	104602	9050748
		Bronze	104604	9050749

Corner Pad - 3/8" x 2"

		Color	Order No.	Order No.
		Bronze	106068	

Touch-Up Paint

	Note: Custom colors available.	Color	Order No.	Order No.
		White	104585	
		Terratone®	104586	
		Sandtone	104587	
		Forest Green	104588	

Notes:
