

What's in This Section

Standard Windows	Page 3
Parts Illustration	3
Parts Illustration	3
Colors - Exterior	4
Colors/Species/Finishes - Interior	5
Unit Sizes	6
Standard and Custom Window Sizes	6
E-Series Product Label	6
Unit Size Chart - Standard Windows	7
Sash	8
Sash Size Table	8
Sash Graphic	10
Sash	11
Weatherstrip	12
Glass	13
Glass	13
Glass Stops	14
Glass Parts	15
Insect Screens	16
Insect Screen	16
Insect Screen - Standard Screens	17
Insect Screen Parts	19
Grilles	20
Grilles	20
Grille Options	21
Interior Grille Parts	22
Hardware	23
Operator - 12"	23
Operator - 16"	24
Operator - 21"	25
Hinge Components	26
Hardware Kits	28
Operator Covers	28
Handles	29
Locks and Lock Components	30
Frames	32
Frame Graphic - Standard Windows	32


Frame	33
Stops	34
Weatherstrip	35
Frame Parts	35

E-Series Axiom Awning Windows (2005 to 2011)

Standard Windows

Parts Illustration

Parts Illustration



Manufactured 2005 to 2011

E-Series Awning Window Unit Parts

Unit view from interior

Parts Illustration

Colors - Exterior

Note:
(*) Anodized Finishes

				Colony White	White	Abalone	Balsa White
			Canvas	Maple Syrup	Harvest Gold	Prairie Grass	
Flagstone	Sandtone	Pebble Tan	Carmel	Terratone	Hot Chocolate	Bourbon	
Acorn	Coffee Bean	Cocoa Bean	Sierra Bronze	Dark Bronze	Clay Canyon	Red Rock	
Cardinal	Bing Cherry	Fire Engine Red	Cinnamon Toast	Olive	Sage	Billiard Green	
Moss	Forest Green	Mallard Green	Spearmint	Aquamarine	Patina	Sky Blue	
Country Blue	Blue Denim	Watercolor Blue	Caribbean Blue	Slate	Moody Blue	Stormy Blue	
Dove Gray	Harbor Mist	Yorktown Pewter	Smokey Gray	Mystic Gray	Dark Ash	Black	
Light Bronze*	Champagne*	Clear Anodized*	Black	Dark Bronze*	Copper*	Medium Bronze*	

Colors/Species/Finishes - Interior

Species Interior Options



Pine




Mixed Grain
Douglas Fir



Oak



Maple



Walnut



Alder



Hickory



Mahogany



Vertical Grain
Douglas Fir



Cherry

Stained Interior Options



Clear Coat



Wheat



Autumn Oak




Golden Hickory



Honey




Cinnamon



Russet




Mocha



Espresso


Painted Interior Options



White



Birch Bark



Primed



Canvas



Sandtone



Terratone



Forest Green



Dark Bronze **



Dove Gray



Prairie Grass



Red Rock



Cocoa Bean



Black **



Anodized Silver †

Unit Sizes

Unit Sizes

Standard and Custom Window Sizes

Note:

E-Series Awning Windows are available in standard sizes (see standard size charts, [page 6](#)). Replacement parts for some standard windows can be ordered using the numbers listed in this catalog. Many replacement parts for standard windows are made to order. These items are ordered using the Product ID found on the identification label and a description of the part needed. See [Service Guide 9051877](#).

E-Series Awning Windows are also available in custom sizes in 1/8" increments between the smallest and the largest standard sizes. Most replacement parts for custom-sized windows are made to order and can be ordered with the Product ID found on the identification label and a description of the part needed. See [Service Guide 9051877](#).

E-Series Product Label

Note:

Every E-Series Awning Window will have an identification label or glass etching containing a unique Product ID. The Product ID on E-Series Awning Windows will be located at the top of the window frame or etched into the glass. See [Service Guide 9051877](#). The Product ID may be up to 14 digits long (excluding hyphens), depending on the age of the unit. Replacement parts will also get their own unique Product ID. When ordering replacement parts, providing the Product ID ensures that replacement parts match the specifications.

E-Series Axiom Awning Windows (2005 to 2011)

Standard Windows

Unit Sizes

Unit Size Chart - Standard Windows

Note:

F.S. refers to overall outside-to-outside frame. R.O. refers to rough opening. See latest [Size Grid](#).

Awning Window Sizes

	2' 0 1/2"	2' 4 1/2"	2' 6 1/2"	2' 8 1/2"	3' 0 1/2"	3' 4 1/2"	4' 0 1/2"
	2' 0"	2' 4"	2' 6"	2' 8"	3' 0"	3' 4"	4' 0"
1' 8"							
2' 0"							
2' 6"							
3' 0"							
3' 4"							
4' 0"							

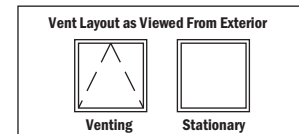
NOTES

If glass is positioned within 18" of the finished floor, safety/tempered glass may be required. Local codes may differ. Verify tempered glass requirements with your local building code official.

Use structural joining material when necessary or required by code.

The light patterns illustrated apply to rectangular removable interior wood grilles, Full Divided Light, Simulated Divided Light, Decorelle 100, 150 and 400 and Finelight™ Grilles-Between-the-Glass. All removable interior wood grilles will be installed in the units unless otherwise specified.

For a metric conversion in millimeters, multiply dimensions in inches by 25.4.



FORMULA FOR COMBINATION WINDOWS
The overall frame dimension (both width and height) is equal to the sum of the individual unit frame dimensions plus joining material dimension(s).

The overall rough opening (both width and height) is equal to the overall frame dimensions plus 1/4" on all sides.

Any unit within each combination can be operating or stationary.

E-Series Awning Standard Window Unit Sizes

Sash

Sash Size Table

Note:

Sash shown is Venting Awning. Overall Sash is measured outside edge to outside edge of frame.

Sash Size Table

Unit No.		Sash Dimensions (w x h)	Visible Glass Dimensions (w x h)	Graphic
20	AAX2018	22 1/2 × 18 1/2	17 7/8 × 13 7/8	
	AAX2020	22 1/2 × 22 1/2	17 7/8 × 17 7/8	
	AAX2026	22 1/2 × 28 1/2	17 7/8 × 23 7/8	
	AAX2030	22 1/2 × 34 1/2	17 7/8 × 29 7/8	
	AAX2034	22 1/2 × 38 1/2	17 7/8 × 33 7/8	
	AAX2040	22 1/2 × 46 1/2	17 7/8 × 41 7/8	
24	AAX2418	26 1/2 × 22 1/2	21 7/8 × 13 7/8	
	AAX2420	26 1/2 × 28 1/2	21 7/8 × 17 7/8	
	AAX2426	26 1/2 × 30 1/2	21 7/8 × 23 7/8	
	AAX2430	26 1/2 × 34 1/2	21 7/8 × 29 7/8	
	AAX2434	26 1/2 × 38 1/2	21 7/8 × 33 7/8	
	AAX2440	26 1/2 × 46 1/2	21 7/8 × 41 7/8	
26	AAX2618	28 1/2 × 22 1/2	23 7/8 × 13 7/8	
	AAX2620	28 1/2 × 28 1/2	23 7/8 × 17 7/8	
	AAX2626	28 1/2 × 30 1/2	23 7/8 × 23 7/8	
	AAX2630	28 1/2 × 34 1/2	23 7/8 × 29 7/8	
	AAX2634	28 1/2 × 38 1/2	23 7/8 × 33 7/8	
	AAX2640	28 1/2 × 46 1/2	23 7/8 × 41 7/8	
28	AAX2818	30 1/2 × 22 1/2	25 7/8 × 13 7/8	
	AAX2820	30 1/2 × 28 1/2	25 7/8 × 17 7/8	
	AAX2826	30 1/2 × 30 1/2	25 7/8 × 23 7/8	
	AAX2830	30 1/2 × 34 1/2	25 7/8 × 29 7/8	
	AAX2834	30 1/2 × 38 1/2	25 7/8 × 33 7/8	
	AAX2840	30 1/2 × 46 1/2	25 7/8 × 41 7/8	

E-Series Axiom Awning Windows (2005 to 2011)

Standard Windows

Sash

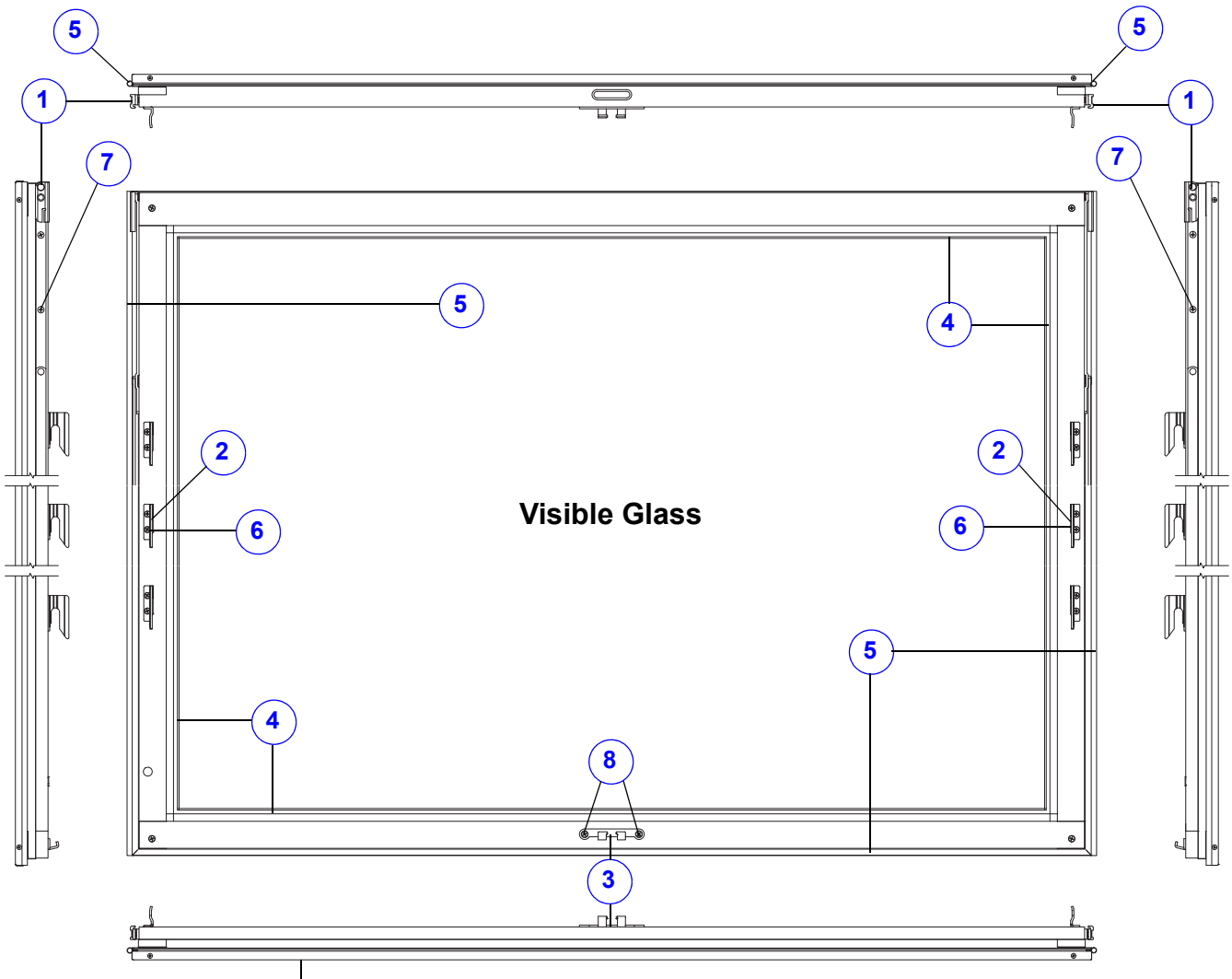
Sash Size Table			
Unit No.	Sash Dimensions (w x h)	Visible Glass Dimensions (w x h)	Graphic
30	AAX3018	34 1/2 x 22 1/2	29 7/8 x 13 7/8
	AAX3020	34 1/2 x 28 1/2	29 7/8 x 17 7/8
	AAX3026	34 1/2 x 30 1/2	29 7/8 x 23 7/8
	AAX3030	34 1/2 x 34 1/2	29 7/8 x 29 7/8
	AAX3034	34 1/2 x 38 1/2	29 7/8 x 33 7/8
	AAX3040	34 1/2 x 46 1/2	29 7/8 x 41 7/8
34	AAX3418	38 1/2 x 22 1/2	33 7/8 x 13 7/8
	AAX3420	38 1/2 x 28 1/2	33 7/8 x 17 7/8
	AAX3426	38 1/2 x 30 1/2	33 7/8 x 23 7/8
	AAX3430	38 1/2 x 34 1/2	33 7/8 x 29 7/8
	AAX3434	38 1/2 x 38 1/2	33 7/8 x 33 7/8
	AAX3440	38 1/2 x 46 1/2	33 7/8 x 41 7/8
40	AAX4018	46 1/2 x 22 1/2	41 7/8 x 13 7/8
	AAX4020	46 1/2 x 28 1/2	41 7/8 x 17 7/8
	AAX4026	46 1/2 x 30 1/2	41 7/8 x 23 7/8
	AAX4030	46 1/2 x 34 1/2	41 7/8 x 29 7/8
	AAX4034	46 1/2 x 38 1/2	41 7/8 x 33 7/8
	AAX4040	46 1/2 x 46 1/2	41 7/8 x 41 7/8

Sash

Sash Graphic

Note:

Standard venting Awning sash shown. See additional [Awning types](#).



- 1. [Hinge](#)
- 2. [Keeper](#)
- 3. [Sash Bracket](#)
- 4. [Stop](#)
- 5. [Weatherstrip](#)
- 6. [Screw \(keeper\)](#)
- 7. [Screw \(hinge\)](#)
- 8. [Screw](#)

E-Series Awning Sash

Sash viewed from interior

Sash

Sash - Operating

Note:

Replacement sash for windows are made to order and can be configured through iQ. Current glazings replace previous vintage glazings. Product ID label is located on the head jamb.



TEMPERED
UA
16 CFR 1201.11
ANSI Z97.1-2009
SGCC XXXX
CIG-XX Xmm MM/DD/YR
CAN/CGSB 12.1-M90

Exterior color options:

Interior species/finish/color options:

Glass options (See Logo/Etching Examples):

Low-E4®	Low-E4® HeatLock	Low-E4® SmartSun HeatLock
Low-E4® SmartSun™	Low-E4® Smart-Sun HeatLock	Low-E4® Triple-Pane
Low-E4® Passive Sun	Low-E4® Sun Heat-Lock	Low-E4® Smart-Sun Triple-Pane
Low-E4® Sun 3	Low-E4® HeatLock Tempered	Low-E4® Enhanced Triple-Pane
Low-E4® Tempered	Dual Pane Clear	Low-E4® Smart-Sun Enhanced Triple-Pane
Low-E4® SmartSun Tempered	Cascade	Low-E4® Enhanced Triple-Pane Heat-Lock
Low-E4® Passive Sun Tempered	Fern	Low-E4® Smart-Sun Enhanced Triple-Pane HeatLock
Low-E4® Sun Tempered	Reed	


To order, state:

Product ID (from product label, see [Service Guide 9051877](#))

OR

1. Unit or frame size (AAX XXXX or frame W x H dimensions)
2. Description of part (Sash)
3. Sash handing (Right, Left, or Stationary)
4. Exterior color of sash to be replaced
5. Interior wood species/finish/color of sash to be replaced
6. Glazing/Grille type
7. Glass Stop Type (Ovolo, Contemporary)
8. Manufacturing Date

Sash

Weatherstrip				
Weatherstrip				
		Color	Size	Order No.
		White	10 ft (120")	9103912
		Black		9103913
		White	25 ft (300")	9103816
Black	9103917			

E-Series Axiom Awning Windows (2005 to 2011)

Standard Windows

Glass

Glass																									
<p>Note: Replacement glass is made to order and can be configured through iQ. Current glazings replace previous vintage glazings. Product ID label is located on the head jamb. Glass ships with sealant and spacers. See Accessory Guide 9176386.</p>																									
		<p>Exterior color options: Interior species/finish/color options: Glass options (See Logo/Etching Examples):</p> <table border="1"> <thead> <tr> <th>Low-E4®</th> <th>Low-E4® HeatLock</th> <th>Low-E4® SmartSun HeatLock</th> </tr> </thead> <tbody> <tr> <td>Low-E4® SmartSun™</td> <td>Low-E4® Smart-Sun HeatLock</td> <td>Low-E4® Triple-Pane</td> </tr> <tr> <td>Low-E4® Passive Sun</td> <td>Low-E4® Sun Heat-Lock</td> <td>Low-E4® Smart-Sun Triple-Pane</td> </tr> <tr> <td>Low-E4® Sun 3</td> <td>Low-E4® HeatLock Tempered</td> <td>Low-E4® Enhanced Triple-Pane</td> </tr> <tr> <td>Low-E4® Tempered</td> <td>Dual Pane Clear</td> <td>Low-E4® Smart-Sun Enhanced Triple-Pane</td> </tr> <tr> <td>Low-E4® SmartSun Tempered</td> <td>Cascade</td> <td>Low-E4® Enhanced Triple-Pane Heat-Lock</td> </tr> <tr> <td>Low-E4® Passive Sun Tempered</td> <td>Fern</td> <td rowspan="2">Low-E4® Smart-Sun Enhanced Triple-Pane HeatLock</td> </tr> <tr> <td>Low-E4® Sun Tempered</td> <td>Reed</td> </tr> </tbody> </table>	Low-E4®	Low-E4® HeatLock	Low-E4® SmartSun HeatLock	Low-E4® SmartSun™	Low-E4® Smart-Sun HeatLock	Low-E4® Triple-Pane	Low-E4® Passive Sun	Low-E4® Sun Heat-Lock	Low-E4® Smart-Sun Triple-Pane	Low-E4® Sun 3	Low-E4® HeatLock Tempered	Low-E4® Enhanced Triple-Pane	Low-E4® Tempered	Dual Pane Clear	Low-E4® Smart-Sun Enhanced Triple-Pane	Low-E4® SmartSun Tempered	Cascade	Low-E4® Enhanced Triple-Pane Heat-Lock	Low-E4® Passive Sun Tempered	Fern	Low-E4® Smart-Sun Enhanced Triple-Pane HeatLock	Low-E4® Sun Tempered	Reed
Low-E4®	Low-E4® HeatLock	Low-E4® SmartSun HeatLock																							
Low-E4® SmartSun™	Low-E4® Smart-Sun HeatLock	Low-E4® Triple-Pane																							
Low-E4® Passive Sun	Low-E4® Sun Heat-Lock	Low-E4® Smart-Sun Triple-Pane																							
Low-E4® Sun 3	Low-E4® HeatLock Tempered	Low-E4® Enhanced Triple-Pane																							
Low-E4® Tempered	Dual Pane Clear	Low-E4® Smart-Sun Enhanced Triple-Pane																							
Low-E4® SmartSun Tempered	Cascade	Low-E4® Enhanced Triple-Pane Heat-Lock																							
Low-E4® Passive Sun Tempered	Fern	Low-E4® Smart-Sun Enhanced Triple-Pane HeatLock																							
Low-E4® Sun Tempered	Reed																								
<p>TEMPERED UA 16 CFR 1201 II ANSI Z97.1 2009</p> <p>SGCC XXXX CIG-XX Xmm MM/DD/YR CAN/CGSB 12.1-M90</p>		<p>To order, state: Product ID (from product label, see Service Guide 9051877) OR</p> <ol style="list-style-type: none"> Unit or frame size (AAX XXXX or frame W x H dimensions) Description of part (Glass) Glazing/Grille type Glass Stop Type (Ovolo, Contemporary) Manufacturing Date 																							

Glass

Glass Stops

Stops - Top / Bottom / Side

Note:

Stops (top, bottom and side) are made to order.

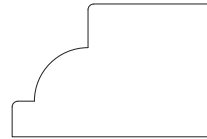
To order, state:

Product ID (from product label, see [Service Guide 9051877](#))

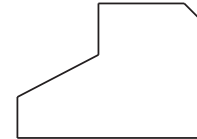
OR

1. Description of Part/Size (Stop)
2. Color/Species/Finish
3. Location/Handing (Top, Bottom, Side)
4. Type (Ovolo, Coped)
5. Manufacturing Date

Ovolo



Coped



Interior species/finish/color options

WOOD SPECIES



Pine Maple Oak



Cherry Mahogany Alder



Mixed Grain Vertical Grain Hickory
Douglas Fir Douglas Fir



Walnut

FACTORY-FINISHED INTERIORS



Clear Coat Wheat Autumn Oak



Golden Hickory Honey Cinnamon



Russet Mocha Espresso

PAINTED OPTIONS



White Birch Bark Primed (for paint)



Canvas Sandtone Terratone



Forest Green Dark Bronze Dove Gray



Prairie Grass Red Rock Cocoa Bean



Black

Painted options available with pine only.

E-Series Axiom Awning Windows (2005 to 2011)

Standard Windows

Glass

Glass Parts		
Glazing Tape		
Note: See Accessory Guide 9064542 .		
	Color	Order No.
	Gray	33751RL
Silicone Bed Glazing		
	Color	Order No.
	Dove Gray	9164412

Insect Screens

Insect Screen

Note:

Retractable and standard screens available in fiberglass, aluminum and TruScene® material. Replacement insect screens can be configured in iQ.

Color/finish options



Species/finish/color options

WOOD SPECIES



Pine Maple Oak



Cherry Mahogany Alder



Mixed Grain Douglas Fir Vertical Grain Douglas Fir Hickory



Walnut

FACTORY-FINISHED INTERIORS



Clear Coat Wheat Autumn Oak



Golden Hickory Honey Cinnamon



Russet Mocha Espresso



Standard Screen



Retractable Screen

E-Series Axiom Awning Windows (2005 to 2011)

Standard Windows

Insect Screens


Insect Screen - Standard Screens

Insect Screen - Standard Screens



Unit No.	Dimensions (w x h)
20	AAX2018 21 ¹³ / ₃₂ X 15 ²¹ / ₃₂
	AAX2020 21 ¹³ / ₃₂ X 19 ²¹ / ₃₂
	AAX2026 21 ¹³ / ₃₂ X 25 ²¹ / ₃₂
	AAX2030 21 ¹³ / ₃₂ X 31 ²¹ / ₃₂
	AAX2034 21 ¹³ / ₃₂ X 35 ²¹ / ₃₂
	AAX2040 21 ¹³ / ₃₂ X 43 ²¹ / ₃₂
24	AAX2418 25 ¹³ / ₃₂ X 15 ²¹ / ₃₂
	AAX2420 25 ¹³ / ₃₂ X 19 ²¹ / ₃₂
	AAX2426 25 ¹³ / ₃₂ X 25 ²¹ / ₃₂
	AAX2430 25 ¹³ / ₃₂ X 31 ²¹ / ₃₂
	AAX2434 25 ¹³ / ₃₂ X 35 ²¹ / ₃₂
	AAX2440 25 ¹³ / ₃₂ X 43 ²¹ / ₃₂
26	AAX2620 27 ¹³ / ₃₂ X 19 ²¹ / ₃₂
	AAX2626 27 ¹³ / ₃₂ X 25 ²¹ / ₃₂
	AAX2628 27 ¹³ / ₃₂ X 27 ²¹ / ₃₂
	AAX2630 27 ¹³ / ₃₂ X 31 ²¹ / ₃₂
	AAX2634 27 ¹³ / ₃₂ X 35 ²¹ / ₃₂
	AAX2640 27 ¹³ / ₃₂ X 43 ²¹ / ₃₂
28	AAX2820 29 ¹³ / ₃₂ X 19 ²¹ / ₃₂
	AAX2826 29 ¹³ / ₃₂ X 25 ²¹ / ₃₂
	AAX2828 29 ¹³ / ₃₂ X 27 ²¹ / ₃₂
	AAX2830 29 ¹³ / ₃₂ X 31 ²¹ / ₃₂
	AAX2834 29 ¹³ / ₃₂ X 35 ²¹ / ₃₂
	AAX2840 29 ¹³ / ₃₂ X 43 ²¹ / ₃₂
30	AAX3020 33 ¹³ / ₃₂ X 19 ²¹ / ₃₂
	AAX3026 33 ¹³ / ₃₂ X 25 ²¹ / ₃₂
	AAX3028 33 ¹³ / ₃₂ X 27 ²¹ / ₃₂
	AAX3030 33 ¹³ / ₃₂ X 32 ¹³ / ₃₂
	AAX3034 33 ¹³ / ₃₂ X 35 ²¹ / ₃₂
	AAX3040 33 ¹³ / ₃₂ X 43 ²¹ / ₃₂

Insect Screens

Insect Screen - Standard Screens		
		
Unit No.		Dimensions (w x h)
34	AAX3420	37 ¹³ / ₃₂ X 19 ²¹ / ₃₂
	AAX3426	37 ¹³ / ₃₂ X 25 ²¹ / ₃₂
	AAX3428	37 ¹³ / ₃₂ X 27 ²¹ / ₃₂
	AAX3430	37 ¹³ / ₃₂ X 31 ²¹ / ₃₂
	AAX3434	37 ¹³ / ₃₂ X 35 ²¹ / ₃₂
	AAX3440	37 ¹³ / ₃₂ X 43 ²¹ / ₃₂
40	AAX4020	45 ¹³ / ₃₂ X 19 ²¹ / ₃₂
	AAX4026	45 ¹³ / ₃₂ X 25 ²¹ / ₃₂
	AAX4028	45 ¹³ / ₃₂ X 27 ²¹ / ₃₂
	AAX4030	45 ¹³ / ₃₂ X 31 ²¹ / ₃₂
	AAX4034	45 ¹³ / ₃₂ X 35 ²¹ / ₃₂
	AAX4040	45 ¹³ / ₃₂ X 43 ²¹ / ₃₂

E-Series Axiom Awning Windows (2005 to 2011)

Standard Windows

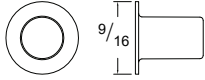
Insect Screens

Insect Screen Parts

Grommet

Note:

Used with standard and wood veneer screen.



Order No.

0009220

Grilles

Grilles

Note:

Replacement sash with permanently applied grilles and finelight grilles can be configured in iQ. Replacement removable interior grilles can be configured in iQ. Removable grilles are only available in 7/8" profile.

Exterior color/finish options




ANNODIZED FINISHES



Interior species/finish/color options

WOOD SPECIES



FACTORY-FINISHED INTERIORS



PAINTED OPTIONS



Grille Options

Note:

Replacement sash with permanently applied grilles and finelight grilles can be configured in iQ. Replacement removable interior grilles can be configured in iQ. Removable grilles are only available in 7/8" profile.

Types



Full Divided Light

Give any window an authentic look with full divided light grilles that are permanently applied to the interior and exterior of your window with a spacer between the glass.



Simulated Divided Light

An economical solution with traditional beauty, our Simulated Divided Light features fixed exterior and interior grilles without an internal spacer.



Removable Interior Wood Grilles

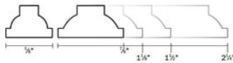
Our removable wood grilles are installed on the interior surface. They are available with an optional surround and an optional permanently applied exterior grille.



Finelight™ Grilles-Between-the-Glass

Aluminum grilles conveniently placed between two panes of glass make the glass easy to clean inside and out.

Profiles



Interior Wood:
Ovolo (Colonial)

Widths:

- 5/8"
- 7/8"
- 1 1/8"
- 1 1/2"
- 2 1/4"

Available with:

- Full Divided Light
- Simulated Divided Light



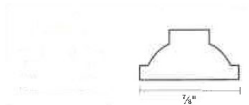
Exterior Aluminum:
Chamfer

Widths:

- 5/8"
- 7/8"
- 1 1/8"
- 1 1/2"
- 2 1/4"

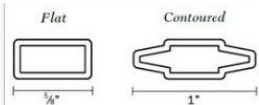
Available with:

- Full Divided Light
- Simulated Divided Light
- Removable Interior Wood with Optional Permanently Applied Exterior Grille



Removable Interior Wood Grilles


Ovolo profile in 7/8" width



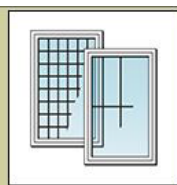
Finelight Grille Profiles and Widths

Flat or Contoured profiles in 5/8" or 1" widths

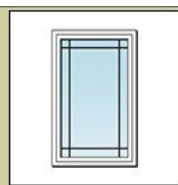
Patterns



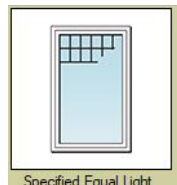
Colonial



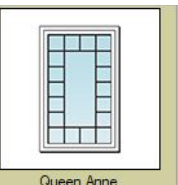
Specified Equal Light



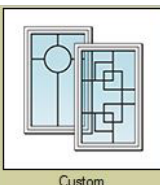
Prairie A



Specified Equal Light Fractional



Queen Anne



Custom

Grilles

Interior Grille Parts		
Clip / Surround		
Note: Used with framed removable grilles.		
		Order No. 0004900
Clip / Knocked Down		
Note: Used with knocked down removable grilles.		
		Order No. 0004901

E-Series Axiom Awning Windows (2005 to 2011)

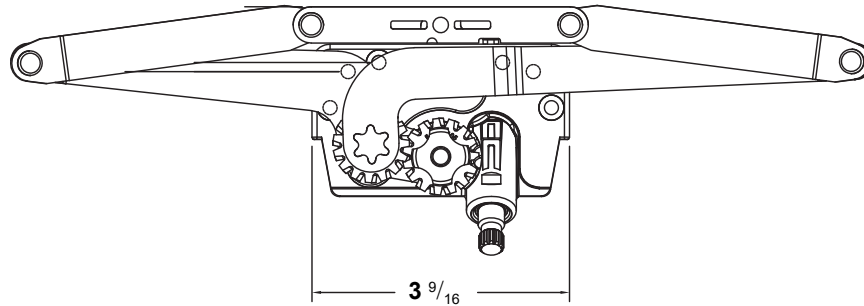
Standard Windows

Hardware

Operator - 12"

Note:

Used on units widths < 24".



Awning Operator / 12"

Operator Picture

Operator / 12"

Order No.

0007658

Screw / Operator

Size:

#8 x 1" PFHSMS Type AB SS

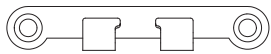
Finish

Z & Y

Order No.

9105810

Bracket / Operator



Order No.

0007659

Screw / Operator Bracket

Size:

#7 x 7/8" PFHSMS Type AB SS

Finish

Stainless Steel

Order No.


0015746

Shim / Operator

Order No.

0067498

Operator Base Cover



Color

White

Bronze

Black

Order No.

0034636

0034635

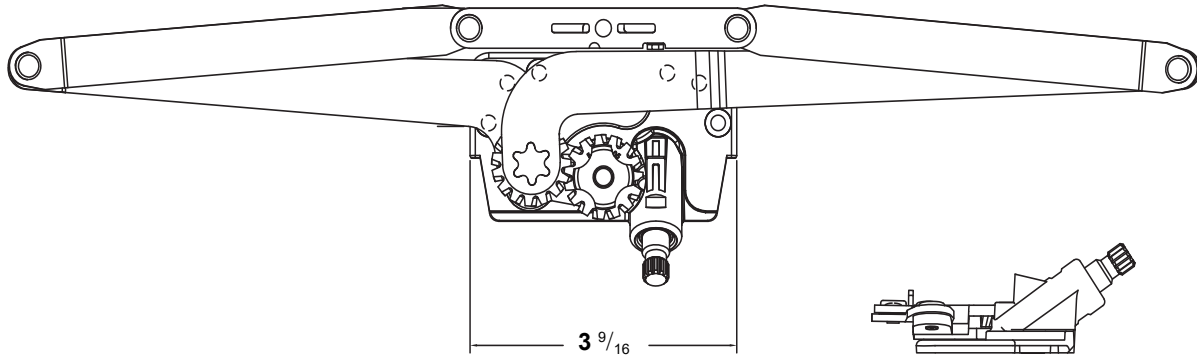
0034634

Hardware

Operator - 16"

Note:

Used on units widths $\geq 24"$ and $< 32"$.



Awning Operator / 16"

Operator Picture

Operator / 16"

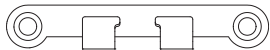
Order No.
0007657

Screw / Operator

Size:	#8 x 1" PFHSMS Type AB SS
--------------	---------------------------

Finish	Order No.
Z & Y	9105810

Bracket / Operator



Order No.
0007659

Screw / Operator Bracket

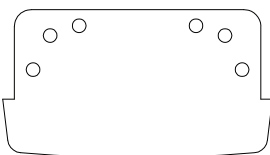
Size:	#7 x 7/8" PFHSMS Type AB SS
--------------	-----------------------------

Finish	Order No.
Stainless Steel	0015746

Shim / Operator

Order No.
0067498

Operator Base Cover



Color	Order No.
White	0034636
Bronze	0034635
Black	0034634

E-Series Axiom Awning Windows (2005 to 2011)

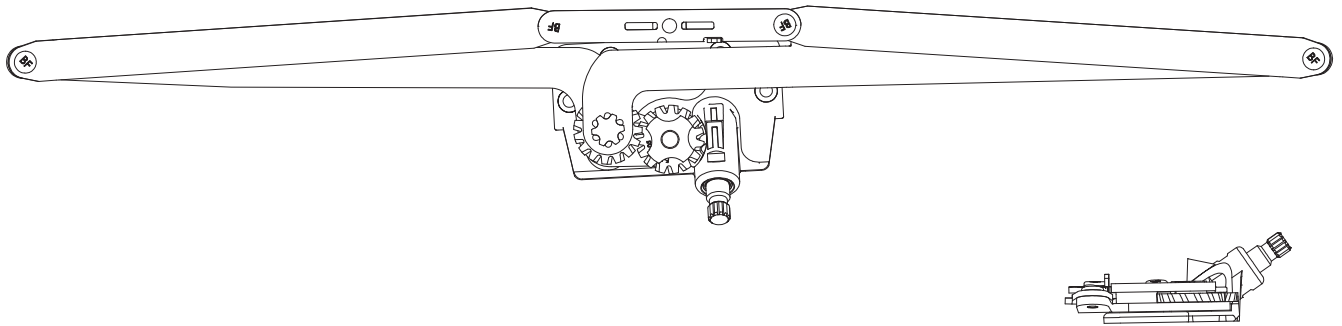
Standard Windows

Hardware

Operator - 21"

Note:

Used on units widths $\geq 32"$.



Awning Operator / 21"

Operator Picture

Operator - 21"

Order No.

0007656

Screw / Operator

Size:

#8 x 1" PFHSMS Type AB

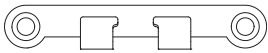
Finish

Z & Y

Order No.

9105810

Bracket / Operator



Order No.

0007659

Screw / Operator Bracket

Size:

#7 x 7/8" PFHSMS Type AB SS

Finish

Stainless Steel

Order No.


0015746

Shim / Operator

Order No.

0067498

Operator Base Cover



Color

White

Order No.

0034636

Bronze

0034635

Black

0034634

Hardware

Hinge Components

Support Arm

Note:
Secures to sash. Right hand shown.

Hinge	Unit Height
10"	< 20"
18"	20" and < 30"
22"	30" and taller

10"		18"		22"	
Left	Right	Left	Right	Left	Right
0007698	0007699	0007704	0007705	0007710	0007711

Screw / Support Arm

Note:
Also used to secure operator bracket.

Description	Order No.
#7 X 1 1/4 PH FH SHT MTL Type AB 18-8 SS	0015746

Hinge Track / Stainless Steel 10"

Note:
Secures to side jamb.

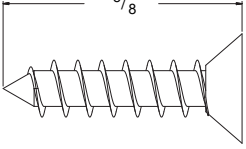
Hinge	Unit Height
10"	< 20"
18"	20" and < 30"
22"	30" and taller

10"		18"		22"	
Left	Right	Left	Right	Left	Right
0007696	0007697	0007708	0007709	0007718	0007719

E-Series Axiom Awning Windows (2005 to 2011)

Standard Windows

Hardware

Screw / Hinge Track			
	Size: #7 x 5/8" PFHSMS	Finish	Order No.
		Z & Y	0013420

Shim / Hinge	
	Order No.
	0011415

Hardware

Hardware Kits			
Complete Hardware Kit / Awning Bag			
Kit Includes: (2) Lock Bezel (2) Lock Handle (1) Folding Handle (1) Operator Cover * Verilock hardware kit uses unique lock handle .			
		Color	Standard
		Black	9078341
		Gold	9078342
		Bronze	9078343
		White	9078344
		Antique Brass	9078338
		Bright Brass	9078339
		Satin Chrome	9078337
		Bright Chrome	9078336
		Oil Rubbed Bronze	9078335
		Pewter	9078340

Operator Covers			
Operator Cover			
Note:			
		Finish	Order No.
		Black	9105294
		Gold	9105292
		Bronze	9105290
		White	9105288
		Brass	9105296
		Antique Brass	9105306
		Satin Chrome	9105302
		Bright Chrome	9105304
		Oil Rubbed Bronze	9105298
		Pewter	9105300

E-Series Axiom Awning Windows (2005 to 2011)

Standard Windows

Hardware

Handles																								
Folding Handle (Crank)																								
		<table border="1"> <thead> <tr> <th>Finish</th> <th>Order No.</th> </tr> </thead> <tbody> <tr> <td>Black</td> <td>0007663</td> </tr> <tr> <td>Gold</td> <td>0007662</td> </tr> <tr> <td>Bronze</td> <td>0007661</td> </tr> <tr> <td>White</td> <td>0007660</td> </tr> <tr> <td>Antique Brass</td> <td>0007669</td> </tr> <tr> <td>Bright Brass</td> <td>0007664</td> </tr> <tr> <td>Satin Chrome</td> <td>0007667</td> </tr> <tr> <td>Bright Chrome</td> <td>0007668</td> </tr> <tr> <td>Oil Rubbed Bronze</td> <td>0007665</td> </tr> <tr> <td>Pewter</td> <td>0007666</td> </tr> </tbody> </table>	Finish	Order No.	Black	0007663	Gold	0007662	Bronze	0007661	White	0007660	Antique Brass	0007669	Bright Brass	0007664	Satin Chrome	0007667	Bright Chrome	0007668	Oil Rubbed Bronze	0007665	Pewter	0007666
	Finish	Order No.																						
	Black	0007663																						
	Gold	0007662																						
	Bronze	0007661																						
	White	0007660																						
	Antique Brass	0007669																						
	Bright Brass	0007664																						
	Satin Chrome	0007667																						
	Bright Chrome	0007668																						
	Oil Rubbed Bronze	0007665																						
Pewter	0007666																							
Temporary Handle Operator																								
		<table border="1"> <thead> <tr> <th>Order No.</th> </tr> </thead> <tbody> <tr> <td>0007896</td> </tr> </tbody> </table>	Order No.	0007896																				
Order No.																								
0007896																								

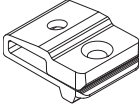
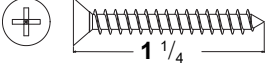
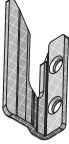
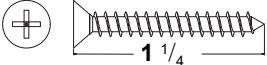
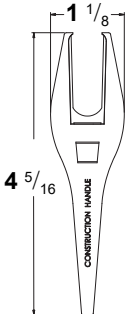
Hardware

Locks and Lock Components					
Lock Bar					
Note: See Accessory Guide 9069257 .					
Unit Height		Type	Size	Left	Right
$\geq 17 \frac{3}{4}, < 36$		Single Point	$6 \frac{7}{16}$	0008812	
$\geq 14, < 17 \frac{3}{4}$			$9 \frac{5}{16}$	0018386	0018387
$\geq 36, \leq 40$		Double Point	$23 \frac{1}{4}$	0008836	
$>40, \leq 48$			$29 \frac{1}{4}$	0008838	
$>48, \leq 54$			$35 \frac{1}{4}$	0008840	
$>54, \leq 60$			$41 \frac{1}{4}$	0008842	
$> 60, \leq 66$		Triple Point	$47 \frac{1}{4}$	0049250	
$> 66, \leq 72$			$53 \frac{1}{4}$	0008846	
Screw / Lock Bar					
	Description				Order No.
	#7 x 5/8" PFHSMS Type 17 Z & Y				0013420
Lock Bezel					
				Finish	Order No.
				Black	0008822
				Gold	0008823
				Bronze	0008821
				White	0008820
				Antique Brass	9105277
				Bright Brass	0008824
				Satin Chrome	9105275
				Bright Chrome	9105276
				Oil Rubbed Bronze	9105274
			Pewter	9105273	
Lock Handle					
			Finish	Standard	
			Black	0013519	
			Gold	0013520	
			Bronze	0013518	
			White	0013517	
			Antique Brass	0013526	
			Bright Brass	0013521	
			Satin Chrome	0013524	
			Bright Chrome	0013525	
			Oil Rubbed Bronze	0013523	
			Pewter	0013522	

E-Series Axiom Awning Windows (2005 to 2011)

Standard Windows

Hardware

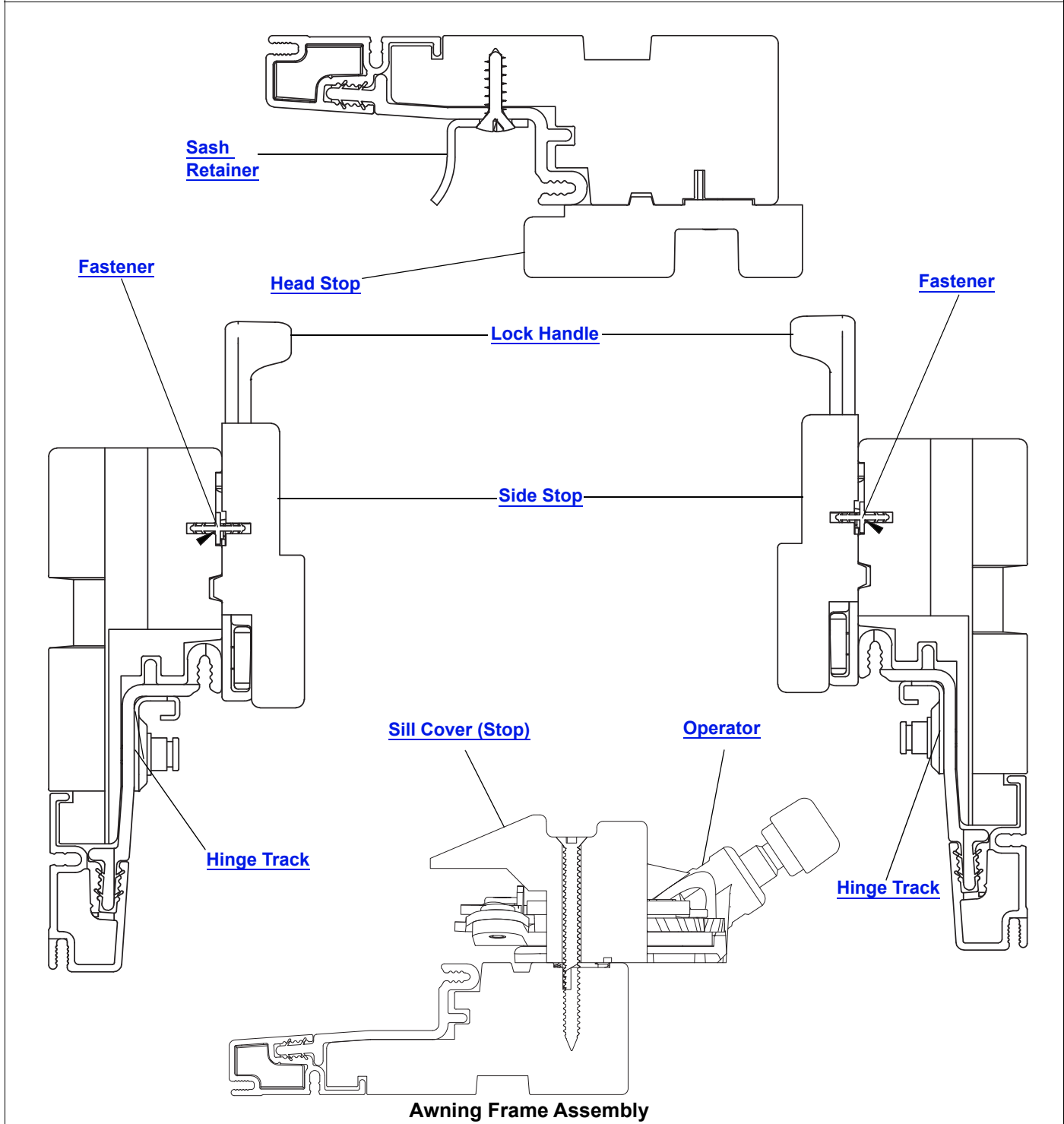
Lock Bar Guide			
		Finish	Order No.
		Black	0008806
Screw / Lock Bar Guide			
		Finish	Order No.
		Black	0033460
Keeper			
		LH	RH
		0008807	0008808
Screw / Keeper			
Note: #6 Used with hardwoods, #7 Used with pine			
	Description:	Finish	Order No.
	#6 X 1 1/4 PFHSMS TEKS	Stainless Steel	9105801
	#7 X 1 1/4 PFHSMS TYPE AB	Stainless Steel	0027959
Temporary Handle / Lock			
		Order No.	
		0008949	

Frames

Frame Graphic - Standard Windows

Note:

Replacement frames can be configured in iQ. Standard awning unit shown. See additional [awning types](#).



E-Series Axiom Awning Windows (2005 to 2011)

Standard Windows

Frames

Frame

Note:

Replacement frames ship with hardware.

To order, state:

Product ID (from product label, see [Service Guide 9051877](#))

OR

1. Description of Part/Size (AAX XXXX or frame W X H dimensions)
2. Colors/Species/Finish
3. Manufacturing Date

Exterior color/finish options




ANNODIZED FINISHES



Interior species/finish/color options

WOOD SPECIES



FACTORY-FINISHED INTERIORS



PAINTED OPTIONS



Frames

Stops

Stops - Head / Sill / Side

Note:

Stops (head, sill and side) are made to order.

To order, state:

Product ID (from product label, see [Service Guide 9051877](#))

OR

1. Description of Part/Size (Stop)
2. Color/Species/Finish
3. Location/Handing (Head, Sill, Lock Jamb, Hinge Jamb, LH, RH)
4. Manufacturing Date

Interior species/finish/color options

WOOD SPECIES



Pine Maple Oak



Cherry Mahogany Alder



Mixed Grain Douglas Fir Vertical Grain Douglas Fir Hickory



Walnut

FACTORY-FINISHED INTERIORS



Clear Coat Wheat Autumn Oak



Golden Hickory Honey Cinnamon



Russet Mocha Espresso

PAINTED OPTIONS



White Birch Bark Primed (for paint)



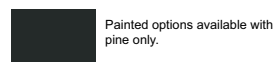
Canvas Sandtone Terratone



Forest Green Dark Bronze Dove Gray



Prairie Grass Red Rock Cocoa Bean



Black


Painted options available with pine only.

E-Series Axiom Awning Windows (2005 to 2011)


Standard Windows

Frames

Weatherstrip

Weatherstrip		Size	Order No.
		10 ft (120")	9103914
		25 ft (300")	9103915

Frame Parts

Fastener		Size	Order No.
		3"	000CFS3
		6"	000CFS6
		34"	00CFS34
		55"	00CFS55
		96"	00CFS96

Sash Retainer

Sash Retainer		Finish	Order No.
 		Unfinished	9105321

Screw / Sash Retainer

Screw / Sash Retainer		Finish	Order No.
 		Unfinished	0040120

Frames
