

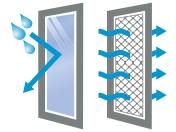


FULLVIEW INTERCHANGEABLE


- Aluminum frame (1 ¼" thick) with reinforced corners and bullnose profile
- Single-layer weatherstrip for added energy efficiency
- Push-button closer makes it easy to keep the door open while keeping your hands free
- Built-in keyed deadbolt for added security
- Decorative glass option available

VENTILATION

- Provides full ventilation with interchangeable glass and insect screen
- Snap out/in retainer system makes it simple to convert your door from weather protection to full ventilation



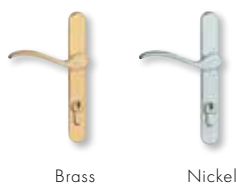
Carefully store the panel not in use.



COLOR OPTIONS



HARDWARE OPTIONS



INSTALLATION

Install with confidence with our convenient and easy installation systems. Visit andersenwindows.com/stormdoors for more details.



MODEL CODE	6FV
-------------------	-----

For more information, visit andersenwindows.com/stormdoors